

河南省统计局 编  
Compiled by Henan Statistical Bureau

# 河南统计年鉴

YEAR

## HENAN STATISTICAL YEARBOOK



中国统计出版社  
China Statistics Press

# 河南统计年鉴

HENAN STATISTICAL YEARBOOK

**2001**

(总第18期 No.18)

河南省统计局 编

Compiled by

Henan Statistical Bureau

 中国统计出版社  
China Statistics Press



(京)新登字 041 号

### 图书在版编目 (CIP) 数据

河南统计年鉴. 2001/河南省统计局编.

—北京: 中国统计出版社, 2001.7

ISBN 7-5037-3508-2

I.河

II.河...

III.社会经济统计—统计资料—河南省—2001—年鉴

IV.C832.61-54

中国版本图书馆 CIP 数据核字 (2001) 第 028974 号

### 河南统计年鉴—2001

---

作 者/ 河南省统计局

责任编辑/ 蔡启新 方伟平

E-mail/ yearbook@stats.gov.cn

责任校对/ 方伟平

封面设计/ 凡高制版

出版发行/ 中国统计出版社

通信地址/ 北京市西城区三里河月坛南街 75 号 中国统计出版社

电 话/ (010) 63262295

印 刷/ 郑州豫统印刷厂

经 销/ 新华书店

开 本/ 890×1240 毫米 1/16

字 数/ 140 万字

印 张/ 45.25

印 数/ 1-2000

版 别/ 2001 年 8 月第 1 版

版 次/ 2001 年 8 月第 1 次印刷

书 号/ ISBN 7-5037-3508-2/C · 1880

定 价/ 260.00 元

---

本书附同版本 CD-ROM 一张,光盘内容以书面文字为准。

中国统计版图书,版权所有,侵权必究。

中国统计版图书,如有印装错误,本社发行部负责调换。

# 《河南统计年鉴—2001》

## 编委会和编辑部工作人员名单

### 编委会

主 编: 李贵基  
副 主 编: 刘永奇 任潞生 蔡永礼 宋登学 李明清 陆 洁 薛承旭 朱丽萍  
编 委: (按姓氏笔划排序)  
王 健 王大玮 王志电 田少勇 朱光建 朱丽萍 朱怀安 任潞生  
刘永奇 刘召勇 刘明宪 孙斌育 庄 涛 陆 洁 李明清 李贵基  
李道华 苏向东 何卓亚 何崇杰 宋才亮 宋明健 宋登学 金美江  
莫中厚 贾志鹏 黄长林 曹站峰 梁秀娥 蔡永礼 薛承旭 鞠 华

### 编辑部工作人员

总 编 辑: 何卓亚  
副总编辑: 罗勤礼 陈红雨 姚琨璞  
编辑部主任: 罗勤礼  
编辑部副主任: 方伟平 孙 磊 王 超  
责任编辑: 蔡启新 方伟平  
编 辑: (按姓氏笔划排序)  
王 兰 王学青 王舒玲 方国根 孔令惠 史新旺 孙玉会 田晓黎  
刘灵芝 李 柯 吴 岩 别壮丽 芦松林 张 杰 张亚民 张树琼  
张俊芝 张乾林 陆 军 贺智虹 赵 杨 赵 霞 赵一放 赵清贤  
赵新驰 郝占业 姚新建 高 煌 党员生 徐 慧 常冬梅 梁琳萍  
温素清 解建成  
统计制图: 孙 磊  
英文校订: 赵德友 王作成 孙 磊 胡汉阳 孙玉会  
光盘设计: 罗勤礼 孙 磊 方伟平 王 超



## Editorial Board and Staff

### I. Editorial Board

**Chairman:** Li Guiji

**Vice-chairmen:** Liu Yongqi      Ren Lusheng      Cai Yongli      Song Dengxue      Li Mingqing  
                         Lu Jie                      Xue Chengxu      Zhu Liping

**Editorial Board:** (in order of strokes of Chinese surname)

|             |             |                |               |               |              |
|-------------|-------------|----------------|---------------|---------------|--------------|
| Wang Jian   | Wang Dawei  | Wang Zhidian   | Tian Shaoyong | Zhu Guangjian | Zhu Liping   |
| Zhu Huaian  | Ren Lusheng | Liu Yongqi     | Liu Zhaoyong  | Liu Mingxian  | Sun Binyu    |
| Zhuang Tao  | Lu Jie      | Li Mingqing    | Li Guiji      | Li Daohua     | Su Xiangdong |
| He Zhuoya   | He Chongjie | Song Cailiang  | Song Mingjian | Song Dengxue  | Jin Meijiang |
| Mo Zhonghou | Jia Zhipeng | Huang Changlin | Cao Zhanfeng  | Liang Xiue    | Cai Yongli   |
| Xue Chengxu | Ju Hua      |                |               |               |              |

### II. Editorial Staff

**Editor-in-chief:** He Zhuoya

**Associate Editors-in-chief:** Luo Qinli      Chen Hongyu      Yao Kunpu

**Directors of Editorial Department:** Luo Qinli

**Deputy Directors of Editorial Department:** Fang Weiping      Sun Lei      Wang Chao

**Coordinators:** Cai Qixin      Fang Weiping

**Editorial Staff** (in order of strokes of Chinese surname)

|               |               |              |                |                |               |
|---------------|---------------|--------------|----------------|----------------|---------------|
| Wang Lan      | Wang Xueqing  | Wang Shuling | Fang Guogen    | Kong Linghui   | Shi Xinwang   |
| Sun Yuhui     | Tian Xiaoli   | Liu Lingzhi  | Li Ke          | Wu Yan         | Bie Zhuangli  |
| Lu Songlin    | Zhang Jie     | Zhang Yamin  | Zhang Shuqiong | Zhang Junzhi   | Zhang Qianlin |
| Lu Jun        | He Zhihong    | Zhao Yang    | Zhao Xia       | Zhao Yifang    | Zhao Qingxian |
| Zhao Xinchu   | Hao Zhanye    | Yao Xinjian  | Gao Huang      | Dang Yuansheng | Xu Hui        |
| Chang Dongmei | Liang Linping | Wen Shuqing  | Xie Jiancheng  |                |               |

**Diagram Making:** Sun Lei

**English Proofreaders:** Zhao Deyou      Wang Zuocheng      Sun Lei      Hu Hanyang      Sun Yuhui

**Electric CD:** Luo Qinli      Sun Lei      Fang Weiping      Wang Chao

## 编者说明

一、《河南统计年鉴——2001》是一部全面反映河南省经济和社会发展情况的资料性年刊。本书收录了全省和各市 2000 年经济和社会各方面大量的统计数据，以及历史重要年份和近十年的全省主要统计数据。

二、全书内容分为 23 个部分，即，1.行政区划和自然资源；2.综合；3.国民经济核算；4.人口；5.从业人员和职工工资；6.固定资产投资；7.物价指数；8.人民生活；9.城市概况；10.农业；11.工业；12.建筑业；13.运输和邮电；14.国内贸易；15.对外经济贸易和国际旅游；16.财政、金融和保险；17.教育、科技和文化；18.体育、卫生、社会福利和其他；19.要素市场；20.企业调查；21.各县（市）主要统计指标；22.全国及各省市区主要统计指标；23.香港特别行政区、澳门特别行政区和台湾省社会经济主要指标。各篇末附有《主要统计指标解释》。

三、资料中所使用的度量衡单位均采用国际统一标准计量单位。

四、本年鉴的资料来源大部分来自年度统计报表，一部分来自抽样调查。

五、本年鉴部分数据合计数或相对数由于单位取舍不同而产生的计算误差均未作机械调整。

六、本年鉴各表中，有关对全表的注解均在该表上方，对表中部分指标的注解则在该表下方。凡带续表的资料，对部分指标的注解一律在最后一张续表的下方。

七、本年鉴表中的符号使用说明：“空格”表示该项统计指标数据不详或无该项数据；“#”表示其中的主要项。



## Preface

I. Henan Statistical Yearbook 2001 is an annual statistical publication, which covers very comprehensive data series in 2000 and some selected data series in historically important years and the most recent ten years at provincial level, and local levels of prefecture and county, and therefore, reflects various aspects of Henan's social and economic development.

II. The book contains the following twenty-two parts, 1. Division of Administrative Areas and Natural Resources, 2.General Survey, 3.National Accounts, 4.Population, 5.Employment and Wages, 6.Investment in Fixed Assets, 7.Price Indices, 8.People's Livelihood, 9.General Survey of Cities, 10.Agriculture, 11.Industry, 12.Construction, 13.Transportation, Postal and Telecommunications Services, 14.Domestic Trade, 15.Foreign Trade and Economic Cooperation, Tourism, 16.Finance Banking and Insurance, 17.Education, Science and Culture, 18.Sports, Public Health, Social Welfare and Others, 19. Factor Market; 20.Enterprise Survey, 21.Main Indicators by County and City, 22.Main Indicators on the Whole Nation and Province, Municipalities Directly Under the Central Government and Autonomous Regions, 23.Main Social and Economic Indicators of Hong Kong Special Administrative Region, Macao Special Administrative Region, and Taiwan Province.

III. The units of measurement used in this book are internationally standard measurement units.

IV. The major data sources of this publication are obtained from annual statistical reports, and some from sample surveys. Data of Taiwan and the Region of Macao are collected from Monthly Statistics Bulletin and Statistical Yearbook compiled by Taiwan and Macao respectively. Data for major countries and territories are collected from various statistical publications published by the United Nations.

V. Statistical discrepancies due to rounding are not adjusted in this book.

VI The notes concerning the whole table are placed at the upper part of the table, while the notes concerning individual indicators are placed at the lower part. If the table is a continued one, the footnotes are placed in the last page.

VII. Notations used in this book:

“(Blank)” indicates that the data not available,

“#” Indicates the major items of the total.

# 目 录

## CONTENTS

### 一、行政区划和自然资源

#### Divisions of Administrative Areas and Natural Resources

- 1-1 全省行政区划（2000 年底） ..... (3)  
Administrative Division of Henan Province (end of 2000)
- 1-2 各市、县（市、区）名称（2000 年底） ..... (4)  
Name of Administrative Area (End of 2000)
- 1-3 人口和自然资源 ..... (5)  
Population and Natural Resources
- 主要统计指标解释 ..... (6)  
Explanatory Notes on Main Statistical Indicators Main Indicators by Poor County

### 二、综合

#### General Survey

- 2-1 基本单位数 ..... (11)  
Institutional Units
- 2-2 按三次产业分的基本单位数及构成 ..... (11)  
Institutional Units and Composition By Industry
- 2-3 各市基本单位数（2000 年） ..... (11)  
Institutional Units By Cities (2000)
- 2-4 按登记注册类型分组的基本单位数（2000 年） ..... (12)  
Institutional Units By Registration Status(2000)
- 2-5 按行业分的基本单位数（2000 年） ..... (13)  
Institutional Units By Sector(2000)
- 2-6 国民经济和社会发展总量与速度指标 ..... (16)  
Principal Aggregate Indicators on National Economic and Social Development and Their Related  
Indices and Growth Rates
- 2-7 国民经济和社会发展结构指标 ..... (22)  
Structural Indicators on National Economic and Social Development
- 2-8 主要社会经济指标人均水平 ..... (25)  
Major Per Capita Indicators of Society and Economy
- 2-9 国民经济和社会发展比例和效益指标 ..... (26)  
Indicators on Proportions and Efficiency in National Economic and Social Development
- 2-10 贫困县市主要指标（2000 年） ..... (28)  
Main Indicators by Poor County (2000)
- 主要统计指标解释 ..... (30)  
Explanatory Notes on Main Statistical Indicators Main Indicators by Poor County

### 三、国民经济核算

#### National Accounts

- 3-1 历年总产出 ..... (38)  
Gross Output over the Years
- 3-2 历年总产出指数(1952 年=100) ..... (39)



|      |   |      |
|------|---|------|
|      | <b>Indices of Gross Output over the Years (1952=100)</b>                          |      |
| 3-3  | 历年总产出指数 (上年=100) .....  | (40) |
|      | <b>Indices of Gross Output over the Years (preceding year=100)</b>                |      |
| 3-4  | 历年国内生产总值 .....  | (41) |
|      | <b>Gross Domestic Product over the Years</b>                                      |      |
| 3-5  | 历年国内生产总值指数 (1952年=100) .....  | (42) |
|      | <b>Indices of Gross Domestic Product over the Years (1952=100)</b>                |      |
| 3-6  | 历年国内生产总值指数 (上年=100) .....   | (43) |
|      | <b>Indices of Gross Domestic Product over the Years (preceding year=100)</b>      |      |
| 3-7  | 历年国内生产总值分产业构成 .....   | (44) |
|      | <b>Composition of Gross Domestic Product over the Years</b>                       |      |
| 3-8  | 第三产业增加值、构成及指数 .....   | (45) |
|      | <b>Value-added, Composition and Indices of the Tertiary Industry</b>              |      |
| 3-9  | 各市国内生产总值 (2000年) .....  | (46) |
|      | <b>Gross Domestic Product by City (2000)</b>                                      |      |
| 3-10 | 各市国内生产总值指数 (2000年) .....  | (46) |
|      | <b>Indices of Gross Domestic Product by City (2000)</b>                           |      |
| 3-11 | 各市国内生产总值构成 (2000年) .....  | (47) |
|      | <b>Composition of Gross Domestic Product by City (2000)</b>                       |      |
| 3-12 | 各市国内生产总值构成项目 (2000年) .....  | (47) |
|      | <b>Structure of Gross Domestic Product by City (2000)</b>                         |      |
| 3-13 | 历年支出法国内生产总值 .....   | (48) |
|      | <b>Gross Domestic Product by Expenditure Approach over the Years</b>              |      |
| 3-14 | 历年最终消费指数 .....  | (49) |
|      | <b>Indices of Final Consumption over the Years</b>                                |      |
| 3-15 | 历年资本形成总额指数 .....  | (50) |
|      | <b>Indices of Gross Capital Formation over the Years</b>                          |      |
| 3-16 | 历年支出法国内生产总值构成 .....   | (51) |
|      | <b>Structure of Gross Domestic Product by Expenditure Approach over the Years</b> |      |
| 3-17 | 支出法国内生产总值及构成 .....  | (52) |
|      | <b>Gross Domestic Product by Expenditure Approach and Structur</b>                |      |
| 3-18 | 各市支出法国内生产总值 (2000年) .....   | (53) |
|      | <b>Gross Domestic Product by Expenditure Approach by City (2000)</b>              |      |
| 3-19 | 各市支出法国内生产总值指数 (2000年) .....   | (53) |
|      | <b>Indices of Gross Domestic Product by Expenditure Approach by City (2000)</b>   |      |
| 3-20 | 国内生产总值构成项目 .....  | (54) |
|      | <b>Structure of Gross Domestic Product</b>  |      |
| 3-21 | 国内生产总值分产业构成项目 (2000年) .....   | (55) |
|      | <b>Structure of Gross Domestic Product by Sector (2000)</b>                       |      |
| 3-22 | 资产负债表 (1999年) .....   | (56) |
|      | <b>Balance Sheet (1999)</b>   |      |
| 3-23 | 资金流量表 (金融交易, 1999年) .....   | (60) |
|      | <b>Flow of Funds Table (Financial Transaction, 1999)</b>                          |      |
| 3-24 | 资金流量表 (收入分配, 1999年) .....   | (62) |
|      | <b>Flow of Funds Table (Income and Distribution, 1999)</b>                        |      |
| 3-25 | 2000年投入产出表延长表 (一) .....   | (64) |

|      |   |      |
|------|---|------|
|      | <b>Prolong of 2000 Input-Output Table (1)</b>           |      |
| 3-26 | 2000 年投入产出表延长表 (二).....                                 | (66) |
|      | <b>Prolong of 2000 Input-Output Table (2)</b>           |      |
| 3-27 | 2000 年投入产出表延长表 (三).....                                 | (68) |
|      | <b>Prolong of 2000 Input-Output Table (3)</b>           |      |
| 3-28 | 2000 年投入产出表延长表 (四).....                                 | (70) |
|      | <b>Prolong of 2000 Input-Output Table (4)</b>           |      |
| 3-29 | 2000 年投入产出表延长表 (五).....                                 | (72) |
|      | <b>Prolong of 2000 Input-Output Table (5)</b>           |      |
|      | 主要统计指标解释.....   | (74) |
|      | <b>Explanatory Notes on Main Statistical Indicators</b> |      |

#### 四、人口

##### Population

|      |  |      |
|------|--|------|
| 4-1  | 历年总人口 (年底数).....   | (84) |
|      | <b>Total Population over the Years (Year-end)</b>                                    |      |
| 4-2  | 历年市总户数、总人口数 (年底数).....   | (85) |
|      | <b>Total Number of Households and Population in Cities over the Year (Year-end)</b>  |      |
| 4-3  | 历年镇人口数 (年底数).....  | (86) |
|      | <b>Total Population in Town over the Year (Year-end)</b>                             |      |
| 4-4  | 历年人口自然变动情况.....  | (87) |
|      | <b>Changes of Population over the Years</b>  |      |
| 4-5  | 历年市人口自然变动情况.....   | (88) |
|      | <b>Changes of Population in Cities over the Years</b>                                |      |
| 4-6  | 历年县人口自然变动情况.....   | (89) |
|      | <b>Changes of Population in Counties over the Years</b>                              |      |
| 4-7  | 各市总户数、总人口数 (2000 年底).....  | (90) |
|      | <b>Total Number of Households and Population by City (End of 2000)</b>               |      |
| 4-8  | 五次人口普查主要指标.....  | (91) |
|      | <b>Main Indicators on National Population Census in 1953,1964,1982,1990 and 2000</b> |      |
| 4-9  | 各市按性别分的总人口.....  | (92) |
|      | <b>Total Population By Sex and City</b>  |      |
| 4-10 | 各市总户数和总人口.....   | (93) |
|      | <b>Total Number of Households and Population by City</b>                             |      |
| 4-11 | 各市按年龄分的总人口.....  | (93) |
|      | <b>Total Population By Age and City</b>  |      |
| 4-12 | 各市按受教育程度分的总人口.....   | (94) |
|      | <b>Total Population By Educational Level and City</b>                                |      |
| 4-13 | 各市文盲人口.....  | (95) |
|      | <b>Illiterate Population By City</b>   |      |
| 4-14 | 各市按民族分的人口.....   | (95) |
|      | <b>Population By Nationality and City</b>  |      |
|      | 主要统计指标解释.....  | (96) |
|      | <b>Explanatory Notes on Main Statistical Indicators</b>                              |      |



## 五、从业人员和职工工资

### Employment and Wages

|      |  |       |
|------|--|-------|
| 5-1  | 历年从业人员（年底数）  | (102) |
|      | Number of Employed Persons over the Years (End of Years)                                       |       |
| 5-2  | 各种分组的从业人员（年底数）   | (103) |
|      | Number of Employed Persons by Groups (End of Years)  |       |
| 5-3  | 按城乡分的从业人员（2000 年底）   | (104) |
|      | Number of Employed Persons by Residence in Urban and Rural Areas (End of 2000)                 |       |
| 5-4  | 各市分城乡的从业人员（2000 年底）  | (105) |
|      | Number of Employed Persons by Residence in Urban and Rural Areas and by City (End of 2000)     |       |
| 5-5  | 各市分三次产业的从业人员（2000 年底）  | (106) |
|      | Number of Employed Persons by Type of Industry and city (End of 2000)                          |       |
| 5-6  | 各种分组的在岗职工（年底数）   | (107) |
|      | Number of Staff and Workers at Post by Groups (End of Years)                                   |       |
| 5-7  | 各种分组的在岗职工（2000 年底）   | (108) |
|      | Number of Staff and Workers at Post by Groups (End of 2000)                                    |       |
| 5-8  | 各市按登记注册类型分的在岗职工（2000 年底）   | (110) |
|      | Number of Staff and Workers at Post by registration Status and City (End of 2000)              |       |
| 5-9  | 各市按三次产业分的在岗职工（2000 年底）   | (110) |
|      | Number of Staff and Workers by Type of Industry and City (End of 2000)                         |       |
| 5-10 | 各市分行业在岗职工（2000 年底）   | (111) |
|      | Number of Staff and Workers at Post by Sector and City (End of 2000)                           |       |
| 5-11 | 离开本单位仍保留劳动关系的职工（2000 年底）   | (112) |
|      | Number of Staff and Workers Coming off Sentry Duty (End of 2000)                               |       |
| 5-12 | 各市离开本单位仍保留劳动关系的职工（2000 年底）   | (113) |
|      | Number of Staff and Workers Coming off Sentry Duty by City (End of 2000)                       |       |
| 5-13 | 城镇失业和新就业人数   | (114) |
|      | Number of Unemployed and Newly Employed persons in Urban Areas                                 |       |
| 5-14 | 各市城镇失业人数和失业率   | (114) |
|      | Number of Unemployed and Rate of Unemployment in Urban Area by City                            |       |
| 5-15 | 历年职工工资、指数和保险福利费用   | (115) |
|      | Total Wages of Staff and Workers, Related Indices and Insurance & Welfare Funds over the Years |       |
| 5-16 | 各种分组的在岗职工工资总额和平均工资   | (116) |
|      | Total Wages and Average Wage of Staff and Workers at Post by Groups                            |       |
| 5-17 | 各种分组的在岗职工工资总额（2000 年）  | (117) |
|      | Total Wages of Staff and Workers at Post by Groups (2000)                                      |       |
| 5-18 | 各种分组的在岗职工平均工资（2000 年）  | (119) |
|      | Average Wage of Staff and Workers at Post by Groups (2000)                                     |       |
| 5-19 | 各市在岗职工工资总额（2000 年）   | (121) |
|      | Total Wages of Staff and Workers at Post by City (2000)  |       |
| 5-20 | 各市在岗职工平均工资（2000 年）   | (122) |
|      | Average Wage of Staff and Workers at Post by City (2000)                                       |       |
| 5-21 | 各市分行业在岗职工工资总额（2000 年）  | (123) |
|      | Total Wages of Staff and Workers at Post by Sector and by City (2000)                          |       |
| 5-22 | 各市分行业在岗职工平均工资（2000 年）  | (124) |

|      |   |       |
|------|---|-------|
|      | Average Wage at Post by Sector and by City (2000)                         |       |
| 5-23 | 离开本单位仍保留劳动关系的职工生活费 (2000 年)   | (125) |
|      | Living Subsidy of Staff and Workers Coming off Sentry Duty (2000)         |       |
| 5-24 | 各市离开本单位仍保留劳动关系的职工生活费 (2000 年)   | (126) |
|      | Living Subsidy of Staff and Workers Coming off Sentry Duty by City (2000) |       |
|      | 主要统计指标解释  | (127) |
|      | Explanatory Notes on Main Statistical Indicators                          |       |

## 六、固定资产投资

### Investment in Fixed Assets

|      |   |       |
|------|---|-------|
| 6-1  | 全社会固定资产投资总额   | (134) |
|      | Total Investment in Fixed Assets  |       |
| 6-2  | 各种分组的全社会固定资产投资  | (135) |
|      | Total Investment in Fixed Assets by Groups  |       |
| 6-3  | 按登记注册类型分的全社会固定资产投资 (2000 年)   | (136) |
|      | Total Investment in Fixed Assets by Registered Type (2000)                                    |       |
| 6-4  | 各市全社会固定资产投资 (2000 年)  | (137) |
|      | Total Investment in Fixed Assets by City (2000)   |       |
| 6-5  | 国有及其他经济类型固定资产投资(按管理渠道分)   | (138) |
|      | Total Investment in Fixed Assets of State-Owned Units   |       |
| 6-6  | 各市国有及其他经济类型固定资产投资 (2000 年)  | (140) |
|      | Total Investment in Fixed Assets of State-Owned Units and Other Economic Units by City (2000) |       |
| 6-7  | 基本建设投资和交付使用率  | (142) |
|      | Investment in Capital Construction and Rate of Investment Put into use                        |       |
| 6-8  | 按农、轻、重分的基本建设投资  | (143) |
|      | Investment in Capital Construction by Agriculture, Light Industry and Heavy Industry          |       |
| 6-9  | 基本建设投资  | (144) |
|      | Investment in Capital Construction  |       |
| 6-10 | 各市基本建设投资 (2000 年)   | (146) |
|      | Investment in Capital Construction by City (2000)   |       |
| 6-11 | 国民经济各行业基本建设投资 (2000 年)  | (148) |
|      | Investment in Capital Construction by Sector (2000)   |       |
| 6-12 | 各产业基本建设投资及构成  | (152) |
|      | Investment in Capital Construction by Sector and Its Composition                              |       |
| 6-13 | 各市分行业基本建设投资 (2000 年)  | (153) |
|      | Investment in Capital Construction by Sector and by City (2000)                               |       |
| 6-14 | 国民经济各行业基本建设项目个数及新增固定资产 (2000 年)   | (154) |
|      | Number of Capital Construction projects and Newly Increased Fixed Assets by Sector (2000)     |       |
| 6-15 | 各市基本建设项目个数及新增固定资产 (2000 年)  | (156) |
|      | Number of Capital Construction and Newly Increased Fixed Assets by City (2000)                |       |
| 6-16 | 各市基本建设施工、竣工房屋建筑面积 (2000 年)  | (157) |
|      | Floor Space of Buildings under Capital Construction and Completed by City (2000)              |       |
| 6-17 | 基本建设新增生产能力  | (158) |
|      | Newly Increased Production Capacing through Capital Construction                              |       |
| 6-18 | 基本建设重点项目投资情况 (2000 年)   | (160) |
|      | Investment of Major Projects in Capital Construction (2000)                                   |       |

|      |   |       |
|------|---|-------|
| 6-19 | 基本建设重点项目能力(或效益)情况 (2000 年) .....  | (162) |
|      | <b>Newly Increased Capacity (or Benefit) in Capital Construction (2000)</b>   |       |
| 6-20 | 更新改造投资 .....  | (164) |
|      | <b>Investment in Innovation</b>   |       |
| 6-21 | 按用途分的更新改造投资及构成 .....  | (166) |
|      | <b>Investment in Innovation and Its Composition by Purpose of Construction</b>                                      |       |
| 6-22 | 各市更新改造施工、竣工房屋建筑面积 (2000 年) .....  | (166) |
|      | <b>Floor Space of Buildings under Construction and Completed through Innovation by City (2000)</b>                  |       |
| 6-23 | 各产业更新改造投资及构成 .....  | (167) |
|      | <b>Investment in Innovation and It' S Composition by Type of Industry</b>   |       |
| 6-24 | 国民经济各行业更新改造投资 (2000 年) .....  | (168) |
|      | <b>Investment in Innovation by Sector (2000)</b>  |       |
| 6-25 | 各市分行业更新改造投资 (2000 年) .....  | (172) |
|      | <b>Investment in Innovation by Sector and by City (2000)</b>  |       |
| 6-26 | 各市按用途分的更新改造投资 (2000 年) .....  | (173) |
|      | <b>Investment in Innovation by Purpose of Construction and by City (2000)</b>                                       |       |
| 6-27 | 各市更新改造项目个数、投资及新增固定资产 (2000 年) .....   | (173) |
|      | <b>Number of Innovation Projects, Investment and Newly Increased Fixed Assets by City (2000)</b>                    |       |
| 6-28 | 国民经济各行业更新改造项目个数及新增固定资产 (2000 年) .....   | (174) |
|      | <b>Number of Investment In Innovation and Newly Increased Fixed Assets by Sector (2000)</b>                         |       |
| 6-29 | 更新改造新增生产能力 .....  | (176) |
|      | <b>Newly Increased Production Capacity through Innovation</b>   |       |
| 6-30 | 城镇集体经济固定资产投资 .....  | (178) |
|      | <b>Investment in Fixed Assets of Urban Collective Owned Units</b>   |       |
| 6-31 | 国民经济各行业城镇集体经济投资和新增固定资产 (2000 年) .....   | (180) |
|      | <b>Investment In Fixed Assets and Newly Increased Fixed Assets of Urban Collective Owned Units by Sector (2000)</b> |       |
| 6-32 | 各市城镇集体经济固定资产投资 (2000 年) .....   | (180) |
|      | <b>Investment in Fixed Assets of Urban Collective Owned Units by City (2000)</b>                                    |       |
| 6-33 | 各市城镇集体经济施工、竣工房屋建筑面积 (2000 年) .....  | (181) |
|      | <b>Floor Space of Buildings under Construction and Completed of Urban Collective Owned Units by City (2000)</b>     |       |
| 6-34 | 各市城镇和工矿区私人建房情况 (2000 年) .....   | (181) |
|      | <b>Building Construction by Individuals in Cities and Towns and In Industrial and Mining Areas by City (2000)</b>   |       |
| 6-35 | 城镇和工矿区私人建房情况 (2000 年) .....   | (182) |
|      | <b>Building Construction by Individuals in Cities and Towns and In Industrial and Mining Areas (2000)</b>           |       |
| 6-36 | 房地产施工、竣工面积及价值 (2000 年) .....  | (182) |
|      | <b>Floor Space of Real Estate under Construction and Completed and Value (2000)</b>                                 |       |
| 6-37 | 房地产开发企业基本情况 .....   | (183) |
|      | <b>Basic Conditions of Enterprises For Real Estate Development</b>  |       |
| 6-38 | 房地产开发投资完成情况 .....   | (184) |
|      | <b>Completed Investment in Real Estate development</b>  |       |
| 6-39 | 各市房地产投资完成情况 (2000 年) .....  | (185) |
|      | <b>Completed Investment in Real Estate by City (2000)</b>   |       |
| 6-40 | 各市房地产开发经营情况 (2000 年) .....  | (186) |

Real Estate Development and Management by City (2000)

|      |   |       |
|------|---|-------|
| 6-41 | 农村固定资产投资完成情况 .....                                      | (187) |
|      | <b>Rural Investment in Fixed Assets</b>                 |       |
| 6-42 | 各市农村固定资产投资完成情况 (2000 年) .....                           | (188) |
|      | <b>Rural Investment in Fixed Assets by City (2000)</b>  |       |
|      | 主要统计指标解释 .....  | (193) |
|      | <b>Explanatory Notes on Main Statistical Indicators</b> |       |

## 七、物价指数

### Price Indices

|      |   |       |
|------|---|-------|
| 7-1  | 历年各种物价总指数 (上年=100) .....  | (204) |
|      | <b>General Price Indices over The Years (preceding year=100)</b>  |       |
| 7-2  | 各种物价总指数 (2000 年) .....  | (205) |
|      | <b>General Price Indices (2000)</b>   |       |
| 7-3  | 居民消费价格指数 (上年=100) .....   | (206) |
|      | <b>Consumer Price Indices (preceding year=100)</b>  |       |
| 7-4  | 商品零售及农业生产资料价格指数 (上年=100) .....  | (207) |
|      | <b>Retail Price Indices and Price Indices of Agricultural Productive Materials (preceding year=100)</b> |       |
| 7-5  | 各市居民消费价格指数 (2000 年) (上年=100) .....  | (208) |
|      | <b>Consumer Price Indices by City (2000) (preceding year=100)</b>                                       |       |
| 7-6  | 各市商品零售价格指数 (2000 年) .....   | (208) |
|      | <b>Retail Price Indices by City (2000)</b>  |       |
| 7-7  | 农产品收购价格分类指数 (2000 年) .....  | (209) |
|      | <b>Farm Products Purchasing Price Indices by Category of Commodities (2000)</b>                         |       |
| 7-8  | 农贸市场农产品成交价格指数 (2000 年) .....  | (210) |
|      | <b>Farm Products Purchasing Price Indices In Free Markets (2000)</b>                                    |       |
| 7-9  | 工业品出厂价格指数 (上年=100) .....  | (211) |
|      | <b>Ex-Factory Price Indices of Industrial Products (preceding year=100)</b>                             |       |
| 7-10 | 原材料、燃料及动力购进价格指数 (上年=100) .....  | (212) |
|      | <b>Purchasing Price Indices of Raw, Fuels and Power (preceding year=100)</b>                            |       |
| 7-11 | 固定资产投资价格指数 (上年=100) .....   | (212) |
|      | <b>Price Indices of Investment In Fixed Assets (preceding year=100)</b>                                 |       |
|      | 主要统计指标解释 .....  | (213) |
|      | <b>Explanatory Notes on Main Statistical Indicators</b>   |       |

## 八、人民生活

### People's Livelihood

|     |  |       |
|-----|--|-------|
| 8-1 | 人民物质文化生活提高情况 .....   | (218) |
|     | <b>Improvement in People's Material and Cultural Life</b>                  |       |
| 8-2 | 居民消费水平及指数 .....  | (220) |
|     | <b>Annual per capita consumption and indices</b>                           |       |
| 8-3 | 各市居民消费水平及指数(2000 年) .....  | (221) |
|     | <b>Per Capita Consumption and Indices by City (2000)</b>                   |       |
| 8-4 | 城乡居民收支 .....   | (221) |
|     | <b>Per Capita Income and Expenditures in Urban and Rural Areas</b>         |       |
| 8-5 | 各市县城乡居民收支情况(2000 年) .....  | (222) |
|     | <b>Per Capita Income and Expenditures in Urban and Rural by City(2000)</b> |       |

|      |  |       |
|------|--|-------|
| 8-6  | 城镇居民家庭基本情况.....  | (222) |
|      | <b>Basic Condition of Urban Households Life</b>  |       |
| 8-7  | 按收入等级分的城镇居民家庭生活基本情况(2000年).....  | (223) |
|      | <b>Basic Condition of Urban Households Life by Income Level (2000)</b>   |       |
| 8-8  | 城镇居民家庭平均每人全年现金收支情况.....  | (224) |
|      | <b>Per Capita Annual Cash Income and Expenditures of Urban Households</b>  |       |
| 8-9  | 城镇居民家庭平均每人全年消费性支出.....   | (225) |
|      | <b>Per Capita Annual Consumption Expenditures of Urban Households</b>  |       |
| 8-10 | 按收入等级分的城镇居民家庭平均每人全年消费性支出(2000年).....   | (226) |
|      | <b>Per Capita Annual Consumption Expenditures of Urban Households by Income Level (2000)</b>   |       |
| 8-11 | 城镇居民家庭平均每人全年购买的主要商品数量和平均每百户年末主要耐用消费品拥有量.....   | (228) |
|      | <b>Per Capita Annual Purchases of Major Commodities In Urban Households and Per 100 Urban Households Year-end Average Purchases of Durable Consumer Goods</b>                  |       |
| 8-12 | 按收入等级分的城镇居民家庭平均每人全年购买的主要商品数量和平均每百户年末主要耐用消费品拥有量(2000年).....   | (229) |
|      | <b>Per Capita Annual Purchases of Major Commodities and Per 100 Households Year-end Average Purchases of Durable Consumer Goods in Urban Households by Income Level (2000)</b> |       |
| 8-13 | 城镇住户居住情况.....  | (230) |
|      | <b>Living Conditions of Urban Households</b>   |       |
| 8-14 | 农民家庭基本情况.....  | (231) |
|      | <b>Basic Condition of Rural Households</b>   |       |
| 8-15 | 农民家庭平均每人总收入.....   | (232) |
|      | <b>Per Capita Annual Total Income in Rural Households</b>  |       |
| 8-16 | 农民家庭平均每人现金收入.....  | (233) |
|      | <b>Per Capita Annual Cash Income in Rural Households</b>   |       |
| 8-17 | 农民家庭平均每人总支出.....   | (233) |
|      | <b>Per Capita Annual Total Expenditures in Rural Households</b>  |       |
| 8-18 | 农民家庭平均每人纯收入.....   | (234) |
|      | <b>Per Capita Annual Net Income in Rural Households</b>  |       |
| 8-19 | 农民家庭平均每人纯收入水平分组的户数构成.....  | (234) |
|      | <b>Composition of Rural Households by Per Capita Annual Net Income</b>   |       |
| 8-20 | 农民家庭平均每人生活消费支出.....  | (235) |
|      | <b>Per Capita Annual Living Expenditure of Rural Households</b>  |       |
| 8-21 | 农民家庭平均每人主要消费品消费量和每百户主要耐用消费品年末拥有量.....  | (236) |
|      | <b>Per Capita Consumption of Major Consumer Goods in Rural Households and Annual Average Possession of Durable Consumer Goods Per 100 Rural Households</b>                     |       |
| 8-22 | 各市农民人均纯收入.....   | (237) |
|      | <b>Per Capita Annual Net Income of Rural Household by city</b>   |       |
|      | 主要统计指标解释.....  | (238) |
|      | <b>Explanatory Notes on Main Statistical Indicators</b>  |       |

## 九、城市概况

### General Survey of Cities

|     |  |       |
|-----|--|-------|
| 9-1 | 城市社会经济主要指标(2000年).....                                       | (243) |
|     | <b>Major Social and Economic Indicators of Cities (2000)</b> |       |
| 9-2 | 省辖市市区社会经济主要指标(2000年).....                                    | (244) |

## Major Social and Economic Indicators of Districts in Cities Directly Under the Province (2000)

|     |   |       |
|-----|---|-------|
| 9-3 | 城市建设基本情况.....   | (246) |
|     | <b>Basic Statistics on Urban Construction</b>                                     |       |
| 9-4 | 城市市区房屋建筑及住房情况(2000年).....   | (247) |
|     | <b>Buildings Construction and Housing Condition in Urban Districts (2000)</b>     |       |
| 9-5 | 城市市区供、排水情况(2000年).....  | (248) |
|     | <b>Supply of Tap Water and Wastewater Discharging in Urban Districts (2000)</b>   |       |
| 9-6 | 城市市区市政设施、公共交通情况(2000年).....   | (249) |
|     | <b>Municipal Installation and Public Transportation in Urban Districts (2000)</b> |       |
| 9-7 | 城市市区燃气供应情况(2000年).....  | (250) |
|     | <b>Supply of Gas in Urban Districts (2000)</b>                                    |       |
| 9-8 | 城市市区园林绿化、废水及垃圾处理情况(2000年).....  | (251) |
|     | <b>Green Areas, Wastewater and Garbage Processing in Urban Districts (2000)</b>   |       |
|     | 主要统计指标解释.....   | (252) |
|     | <b>Explanatory Notes on Main Statistical Indicators</b>                           |       |

## 十、农业

### Agriculture

|       |   |       |
|-------|---|-------|
| 10-1  | 农村基本情况(年底数).....  | (258) |
|       | <b>Basic Statistics on Rural Areas (Year-end)</b>   |       |
| 10-2  | 各市农村基本情况(2000年底).....   | (259) |
|       | <b>Basic Conditions on Rural Areas by City (End of 2000)</b>  |       |
| 10-3  | 全省农村劳动力转移情况.....  | (260) |
|       | <b>Transfer of Rural Labor Force</b>  |       |
| 10-4  | 历年农林牧渔业总产值.....   | (261) |
|       | <b>Gross Output Value of Farming, Forestry, Animals Husbandry and Fishery over the Years</b>                                      |       |
| 10-5  | 历年农林牧渔业总产值指数(1952年=100).....  | (262) |
|       | <b>Indices of Gross Output Value of Farming, Forestry, Animals Husbandry and Fishery over the Years(1952=100)</b>                 |       |
| 10-6  | 历年农林牧渔业总产值指数(上年=100).....   | (263) |
|       | <b>Indices of Gross Output Value of Farming, Forestry, Animals Husbandry and Fishery over the Years (preceding year=100)</b>      |       |
| 10-7  | 农林牧渔业增加值.....   | (264) |
|       | <b>The Added Value of Farming, Forestry, Animals Husbandry and Fishery</b>  |       |
| 10-8  | 农林牧渔业分项产值.....  | (264) |
|       | <b>Gross Output Value of Farming, Forestry, Animals Husbandry and Fishery by Branch</b>   |       |
| 10-9  | 各市农林牧渔业总产值及指数(2000年).....   | (265) |
|       | <b>Gross Output Value and Indices of Farming, Forestry, Animals Husbandry and Fishery by City (2000)</b>                          |       |
| 10-10 | 各市农林牧渔业增加值(2000年).....  | (266) |
|       | <b>The Added Value of Farming, Forestry, Animals Husbandry and Fishery by City (2000)</b>   |       |
| 10-11 | 各市农林牧渔业增加值占总产值的比重(2000年).....   | (267) |
|       | <b>Proportion of the Added Value to the Gross Output Value of Farming, Forestry, Animals Husbandry and Fishery by City (2000)</b> |       |
| 10-12 | 耕地面积变动情况.....   | (268) |
|       | <b>Change in Cultivated Area</b>  |       |
| 10-13 | 各市耕地面积变动情况(2000年).....  | (268) |



|       |  |       |
|-------|--|-------|
|       | <b>Change In Cultivated Area by City (2000)</b>  |       |
| 10-14 | 农用机械和农产品加工机械拥有量(年底数).....  | (269) |
|       | <b>Agricultural Machinery and Machinery For Processing Farm Products (Year-end)</b>  |       |
| 10-15 | 各市农用机械和农产品加工机械拥有量(2000 年底).....  | (270) |
|       | <b>Ownership of Agricultural Machinery and Machinery For Processing Farm Products<br/>by City (End of 2000)</b>                          |       |
| 10-16 | 农业机械化、能源、主要物资消耗及水利建设情况.....  | (272) |
|       | <b>Agricultural Mechanization, Energy Resources, Consumption of main materials and Water Conservancy</b>                                 |       |
| 10-17 | 水库、灌区情况.....   | (273) |
|       | <b>Reservoir and Irrigation</b>  |       |
| 10-18 | 除涝、治水、治碱情况.....  | (273) |
|       | <b>Flood Prevention, Water Conservancy and Improvement of Saline-Alkaline Land</b>   |       |
| 10-19 | 各市农业机械化和能源情况(2000 年).....  | (274) |
|       | <b>Agricultural Mechanization and Energy Resources by City (2000)</b>  |       |
| 10-20 | 各市农用物资消耗情况(2000 年).....  | (274) |
|       | <b>Consumption of Agricultural Materials by City (2000)</b>  |       |
| 10-21 | 各市农田水利情况(2000 年).....  | (275) |
|       | <b>Water Conservancy by City (2000)</b>  |       |
| 10-22 | 各市水利设施和除涝治碱面积(2000 年).....   | (275) |
|       | <b>Water Conservancy Facilities and Area with Flood Prevention Measures and Improved Area of<br/>Saline-Alkaline Land by City (2000)</b> |       |
| 10-23 | 农民家庭平均每户生产性固定资产原价(年底数).....  | (276) |
|       | <b>Original Value of Productive Fixed Assets of Rural Households (Year-end)</b>  |       |
| 10-24 | 农民家庭平均每百户拥有主要生产性固定资产数量(年底数).....   | (276) |
|       | <b>Number of Productive Fixed Assets Per 100 Rural Households (Year-end)</b>   |       |
| 10-25 | 农作物播种面积.....   | (277) |
|       | <b>Total Sown Areas of Farm Crops</b>  |       |
| 10-26 | 主要农产品产量.....   | (278) |
|       | <b>Output of Major Farm Crops</b>  |       |
| 10-27 | 按人口平均的主要农产品产量.....   | (278) |
|       | <b>Per Capita Output of Major Agricultural Products</b>  |       |
| 10-28 | 主要农产品单位面积产量(按播种面积计算).....  | (279) |
|       | <b>Output of Major Farm Crops Per Hectare by Sown Areas</b>  |       |
| 10-29 | 各市主要农作物播种面积(2000 年).....   | (280) |
|       | <b>Total Sown Areas of Farm Crops by City (2000)</b>   |       |
| 10-30 | 各市主要农产品产量(2000 年).....   | (280) |
|       | <b>Output of Major Farm Crops by City (2000)</b>   |       |
| 10-31 | 各市主要农产品单位面积产量(2000 年, 按播种面积计算).....  | (282) |
|       | <b>Output of Major Farm Crops Per Hectare by City (2000, by Sown Areas)</b>  |       |
| 10-32 | 茶园、果园面积和茶叶、蚕茧、水果产量.....  | (283) |
|       | <b>Area of Tea Plantation and Orchard and Output of Tea, Silkworm Cocoons and Fruit</b>  |       |
| 10-33 | 各市果园面积(2000 年).....  | (284) |
|       | <b>Area of Orchard by City (2000)</b>  |       |
| 10-34 | 各市水果产量(2000 年).....  | (284) |
|       | <b>Output of Fruit by City (2000)</b>  |       |
| 10-35 | 林业生产情况.....  | (285) |

|       |  |       |
|-------|--|-------|
|       | <b>Conditions of Forestry Production</b>   |       |
| 10-36 | 各市林业生产情况(2000年).....   | (286) |
|       | <b>Conditions of Forestry Production by City (2000)</b>                              |       |
| 10-37 | 畜牧业生产情况.....   | (287) |
|       | <b>Conditions of Production of Animal Husbandry</b>                                  |       |
| 10-38 | 各市牲畜饲养情况(2000年底).....  | (288) |
|       | <b>Number of Livestock by City (End of 2000)</b>                                     |       |
| 10-39 | 各市畜产品产量(2000年).....  | (289) |
|       | <b>Output of Livestock Products by City (2000)</b>                                   |       |
| 10-40 | 渔业生产情况.....  | (290) |
|       | <b>Basic Indicators of Fishery</b>   |       |
| 10-41 | 各市渔业生产情况(2000年).....   | (291) |
|       | <b>Basic Indicators of Fishery by City (2000)</b>                                    |       |
| 10-42 | 农民家庭平均每人出售的主要农林产品.....   | (291) |
|       | <b>Major Farm Crops Saled Per Rural Households</b>                                   |       |
| 10-43 | 农民家庭平均每人出售畜禽产品情况.....  | (292) |
|       | <b>Per Capita Annual Sales of Livestock and Poultry Products of Rural Households</b> |       |
| 10-44 | 农作物受灾和成灾情况.....  | (292) |
|       | <b>Areas Covered and Affected of Corps by Natural Disaster</b>                       |       |
| 10-45 | 各市农作物受灾和成灾情况(2000年).....   | (293) |
|       | <b>Areas Covered and Affected of Crops by Natural Disaster by City (2000)</b>        |       |
| 10-46 | 农垦系统国有农场基本情况.....  | (294) |
|       | <b>Main Indicators of Farmland Reclamation System</b>                                |       |
|       | 主要统计指标解释.....  | (295) |
|       | <b>Explanatory Notes on Main Statistical Indicators</b>                              |       |

## 十一、工业

### Industry

|      |  |       |
|------|--|-------|
| 11-1 | 历年工业总产值.....   | (302) |
|      | <b>Gross Industrial Output Value over the Years</b>  |       |
| 11-2 | 历年工业总产值指数(1952年=100).....  | (303) |
|      | <b>Indices of Gross Industrial Output Value over the Years (1952=100)</b>  |       |
| 11-3 | 历年工业总产值指数(上年=100).....   | (304) |
|      | <b>Indices of Gross Industrial Output Value over the Years (preceding year=100)</b>  |       |
| 11-4 | 全部工业总产出、总产值及增加值(2000年).....  | (305) |
|      | <b>Total Output, Gross Output Value and value-added (2000)</b>   |       |
| 11-5 | 各市工业企业单位数(2000年).....  | (306) |
|      | <b>Number of Industrial Enterprises by City (2000)</b>   |       |
| 11-6 | 各市工业总产值及指数(2000年).....   | (307) |
|      | <b>Indices of Gross Industrial Output Value by City (2000)</b>   |       |
| 11-7 | 各市工业增加值(2000年).....  | (308) |
|      | <b>Value-added of the Industry by City (2000)</b>  |       |
| 11-8 | 全部国有及限额以上工业企业单位数、总产值、增加值及销售产值(2000年).....  | (309) |
|      | <b>Number and Gross Output Value and Total Sales and value-added of All State-Owned and Above The Limit Industrial Enterprises(2000)</b> |       |
| 11-9 | 全部国有及限额以上工业企业分行业单位数、总产值、增加值及销售产值(2000年).....   | (310) |

|       |   |       |
|-------|---|-------|
|       | <b>Number of Industrial Enterprises and Gross Output Value and value-added and Total Sales of All State-Owned and Above The Limit by Industrial Branch (2000)</b> |       |
| 11-10 | 各市全部国有及限额以上工业企业单位数(2000 年底).....  | (311) |
|       | <b>Number of Industrial Enterprises of All State-Owned and Above The Limit by City (End of 2000)</b>  |       |
| 11-11 | 各市全部国有及限额以上工业总产值(2000 年).....   | (312) |
|       | <b>Gross Industrial Output Value of All State-Owned and Above The Limit by City (2000)</b>  |       |
| 11-12 | 各市全部国有及限额以上工业销售产值(2000 年).....  | (313) |
|       | <b>Total Industrial Sales of All State-Owned and Above The Limit by City(2000)</b>  |       |
| 11-13 | 各市全部国有及限额以上工业增加值(2000 年).....   | (314) |
|       | <b>Industrial value-added of All State-Owned and Above The Limit by City (2000)</b>   |       |
| 11-14 | 主要工业产品产量.....   | (315) |
|       | <b>Output of Major Industrial Products</b>  |       |
| 11-15 | 各市主要工业产品产量(2000 年).....   | (317) |
|       | <b>Output of Major Industrial Products by City (2000)</b>   |       |
| 11-16 | 全部国有及限额以上工业企业全员劳动生产率(2000 年).....   | (319) |
|       | <b>Overall Labor Productivity of All State-Owned Industrial Enterprises and Above the Limit (2000)</b>  |       |
| 11-17 | 各市全部国有及限额以上工业企业全员劳动生产率(2000 年).....   | (320) |
|       | <b>Overall Labor Productivity of All State-Owned Industrial Enterprises and Above the Limit by City (2000)</b>  |       |
| 11-18 | 全部国有及限额以上工业企业分行业全员劳动生产率(2000 年).....  | (321) |
|       | <b>Overall Labor Productivity of All State-Owned Industrial Enterprises and Above the Limit by Industrial Branch (2000)</b>                                       |       |
| 11-19 | 全部国有及限额以上工业企业主要经济指标(2000 年).....  | (322) |
|       | <b>Main Economic Indicators of All State-Owned Industrial Enterprises and Above the Limit (2000)</b>  |       |
| 11-20 | 全部国有及限额以上工业企业分行业主要经济指标(2000 年).....   | (324) |
|       | <b>Main Economic Indicators of All State-Owned Industrial Enterprises and Above the Limit by Industrial Branch (2000)</b>   |       |
| 11-21 | 各市全部国有及限额以上工业企业主要经济指标(2000 年).....  | (326) |
|       | <b>Main Economic Indicators of All State-Owned Industrial Enterprises and Above the Limit by City (2000)</b>  |       |
| 11-22 | 国有及国有控股工业企业主要经济指标(2000 年).....  | (328) |
|       | <b>Main Economical Indicators of State-Owned and State-Owned Holding share Industrial Enterprises (2000)</b>  |       |
| 11-23 | 各市国有及国有控股工业企业主要经济指标(2000 年).....  | (330) |
|       | <b>Main Economic Indicators of State-Owned and State-Owned Holding(2000)</b>  |       |
| 11-24 | 集体工业企业主要经济指标(2000 年).....   | (332) |
|       | <b>Main Economic Indicators of Collective Ownership Industrial Enterprises (2000)</b>   |       |
| 11-25 | 各市集体工业企业主要经济指标(2000 年).....   | (334) |
|       | <b>Main Economic Indicators of Collective Ownership Industrial Enterprises by City (2000)</b>   |       |
| 11-26 | 全部国有及限额以上工业企业主要经济效益指标(2000 年).....  | (336) |
|       | <b>Main Economic Beneficial Indicators of All State-Owned Industrial Enterprises and Above the Limit (2000)</b>   |       |
| 11-27 | 国有及国有控股工业企业主要经济效益指标(2000 年).....  | (337) |
|       | <b>Main Economic Beneficial Indicators of State-Owned and State-Owned Holding Industrial Enterprises (2000)</b>   |       |
| 11-28 | 集体工业企业主要经济效益指标(2000 年).....   | (338) |
|       | <b>Main Economic Beneficial Indicators of Collective Ownership Industrial Enterprises (2000)</b>  |       |
| 11-29 | 各市全部国有及限额以上工业企业主要经济效益指标(2000 年).....  | (339) |
|       | <b>Main Economic Beneficial Indicators of All State-Owned Industrial Enterprises and Above the</b>  |       |

|       |   |       |
|-------|---|-------|
|       | <b>Limit by City (2000)</b>   |       |
| 11-30 | 各市国有及国有控股工业企业主要经济效益指标(2000年).....   | (339) |
|       | <b>Main Economic Beneficial Indicators of State-Owned and State-Owned Holding Industrial Enterprises by City (2000)</b>       |       |
| 11-31 | 各市集体工业企业主要经济效益指标(2000年).....  | (340) |
|       | <b>Main Economic Beneficial Indicators of Collective Ownership Industrial Enterprises (2000)</b>                              |       |
| 11-32 | 工业企业分品种能源购进、消费及库存(2000年).....   | (340) |
|       | <b>Purchase, Consume and Stock of Energy in Industrial Main Economic Beneficial Indicators of Collective Ownership (2000)</b> |       |
| 11-33 | 工业企业分行业主要能源消费量(2000年).....  | (341) |
|       | <b>Purchase, Consume and Stock of Energy in Industrial Enterprises by Industry (2000)</b>                                     |       |
| 11-34 | 部分大中型工业企业主要指标(2000年).....   | (342) |
|       | <b>Main Indicators of A port of large and Medium-size Industrial Enterprises (2000)</b>                                       |       |
|       | 主要统计指标解释.....   | (358) |
|       | <b>Explanatory Notes on Main Statistical Indicators</b>   |       |

## 十二、建筑业

### Construction

|       |  |       |
|-------|--|-------|
| 12-1  | 按登记注册类型分的建筑业生产情况(2000年).....   | (365) |
|       | <b>Main Indicators on Construction by Registration Status(2000)</b>                              |       |
| 12-2  | 按国民经济行业分的建筑业生产情况(2000年).....   | (366) |
|       | <b>Main Indicators on Construction by Economic Sector(2000)</b>                                  |       |
| 12-3  | 按登记注册类型分的建筑业主要经济指标(2000年).....   | (368) |
|       | <b>Main Economic Indicators on Construction by Registration Status(2000)</b>                     |       |
| 12-4  | 按国民经济行业分的建筑业主要经济指标(2000年).....   | (369) |
|       | <b>Main Economic Indicators on Construction by Economic Sector(2000)</b>                         |       |
| 12-5  | 建筑业企业建筑材料消耗情况(2000年).....  | (371) |
|       | <b>Consumption of Main Construction Materials of Construction Enterprises(2000)</b>              |       |
| 12-6  | 建筑业企业房屋建筑工程生产情况.....   | (372) |
|       | <b>Main Indicators of Building Construction Enterprises</b>                                      |       |
| 12-7  | 各市建筑业企业个数(2000年底).....   | (372) |
|       | <b>Number of Construction Enterprises by City(End of 2000)</b>                                   |       |
| 12-8  | 各市建筑业计算劳动生产率的平均人数(2000年).....  | (373) |
|       | <b>Staff and Workers Annual Average of Construction by City(2000)</b>                            |       |
| 12-9  | 各市建筑业总产值(2000年).....   | (373) |
|       | <b>Gross Output Value of Construction by City(2000)</b>  |       |
| 12-10 | 各市建筑业总产值中建筑工程产值(2000年).....  | (374) |
|       | <b>Output Value of Buildings Engineering in Cross Output Value of Construction by City(2000)</b> |       |
| 12-11 | 各市建筑业增加值(2000年).....   | (374) |
|       | <b>Value-Added of Construction by City(2000)</b>   |       |
| 12-12 | 各市建筑业竣工产值(2000年).....  | (375) |
|       | <b>Buildings Completed Output Value of Construction by City(2000)</b>                            |       |
| 12-13 | 各市建筑业全员劳动生产率(2000年).....   | (375) |
|       | <b>Overall Labor Productivity of Construction by City(2000)</b>                                  |       |
| 12-14 | 各市建筑业单位工程施工、竣工个数(2000年).....   | (376) |
|       | <b>Number of Projects Under Buildings and Completed in Construction by City(2000)</b>            |       |

|       |  |       |
|-------|--|-------|
| 12-15 | 各市建筑业房屋建筑施工、竣工面积(2000年).....   | (376) |
|       | <b>Floor Space Under Buildings and Completed in Construction by City(2000)</b>           |       |
| 12-16 | 各市建筑业工程质量优良品率(2000年).....  | (377) |
|       | <b>Percentage of High Quality Projects in Construction by City(2000)</b>                 |       |
| 12-17 | 各市建筑业自有机械设备总功率(2000年底).....  | (377) |
|       | <b>Total Power of Machinery and Equipment Owned in Construction by City(End of 2000)</b> |       |
| 12-18 | 各市建筑业自有机械设备净值(2000年底).....   | (378) |
|       | <b>Net Value of Machinery and Equipment Owned in Construction by City(End of 2000)</b>   |       |
| 12-19 | 各市建筑业实收资本(2000年).....  | (378) |
|       | <b>Capitals Hold of Construction by City(2000)</b>                                       |       |
| 12-20 | 各市建筑业流动资产(2000年底).....   | (379) |
|       | <b>Circulating Funds of Construction by City(End of 2000)</b>                            |       |
| 12-21 | 各市建筑业固定资产原价(2000年底).....   | (379) |
|       | <b>Original Value of Fixed Asset in Construction by City(End of 2000)</b>                |       |
| 12-22 | 各市建筑业工程结算收入(2000年).....  | (380) |
|       | <b>Revenue of Project Settlement Accounts of Construction by City(2000)</b>              |       |
| 12-23 | 各市建筑业利润总额(2000年).....  | (380) |
|       | <b>Total Profits of Construction by City(2000)</b>                                       |       |
| 12-24 | 各市建筑业利税总额(2000年).....  | (381) |
|       | <b>Total Pre-Tax Profits of Construction by City(2000)</b>                               |       |
|       | 主要统计指标解释.....  | (382) |
|       | <b>Explanatory Notes on Main Statistical Indicators</b>                                  |       |

### 十三、运输和邮电

#### Transportation, Postal and Telecommunications Services

|       |  |       |
|-------|--|-------|
| 13-1  | 铁路、公路、内河通车通航里程(年底数).....   | (388) |
|       | <b>Length of Railways, Highways and Navigable Inland Waterways(Year-end)</b>   |       |
| 13-2  | 地方铁路分线路里程(2000年底).....   | (388) |
|       | <b>Length of Local Railways by Line (End of 2000)</b>  |       |
| 13-3  | 各市公路线路里程(2000年底).....  | (389) |
|       | <b>Length of Highways by City (End of 2000)</b>  |       |
| 13-4  | 交通运输工具拥有量(年底数).....  | (390) |
|       | <b>Number of Means of Transportation(Year-end)</b>   |       |
| 13-5  | 各种民用车辆和运输船舶拥有量(2000年底).....  | (391) |
|       | <b>Number of Civil Vehicle and Transport Ship(End of 2000)</b>   |       |
| 13-6  | 各市民用汽车及摩托车拥有量(2000年底).....   | (392) |
|       | <b>Number of Civil Motor Vehicle and Motorbike by City (End of 2000)</b>   |       |
| 13-7  | 历年旅客和货物周转量、邮电业务总量.....   | (393) |
|       | <b>Turnover Volume of Passenger and Freight Traffic Business Volume of Posts and Telecommunications over the Years</b> |       |
| 13-8  | 客货运量及周转量.....  | (394) |
|       | <b>Passenger and Freight Traffic, Turnover Volume</b>  |       |
| 13-9  | 各市客货运量及周转量(2000年).....   | (395) |
|       | <b>Passenger and Freight Traffic, Turnover Volume by City (2000)</b>   |       |
| 13-10 | 铁路、公路分货类运输量(2000年).....  | (396) |
|       | <b>Freight Traffic of Railway and Highway by Category (2000)</b>   |       |

|       |  |       |
|-------|--|-------|
| 13-11 | 铁路运输主要技术经济指标   | (397) |
|       | <b>Principal Economic and Technical Indicators of Railway Transportation</b>       |       |
| 13-12 | 民航基本情况   | (398) |
|       | <b>Main Indicators of Civil Aviation</b>   |       |
| 13-13 | 铁路主要站客货发送量   | (398) |
|       | <b>Number of Passengers and Freight Dispatched from Principal Railway Stations</b> |       |
| 13-14 | 铁路运输主要经济指标   | (399) |
|       | <b>Main Economic Indicators of Railway Transportation</b>                          |       |
| 13-15 | 邮电通信企业基本情况(年底数)  | (400) |
|       | <b>Basic Conditions of Post and Telecommunications Services(Year-end)</b>          |       |
| 13-16 | 各市邮电通信网(2000 年底)   | (400) |
|       | <b>Network of Post and Telecommunications by City (End of 2000)</b>                |       |
| 13-17 | 邮电业务总量   | (401) |
|       | <b>Business Volume of Post and Telecommunications Service</b>                      |       |
| 13-18 | 各市邮电业务总量(2000 年)   | (402) |
|       | <b>Business Volume of Post and Telecommunications by City (2000)</b>               |       |
|       | 主要统计指标解释   | (404) |
|       | <b>Explanatory Notes on Main Statistical Indicators</b>                            |       |

#### 十四、国内贸易

##### Domestic Trade

|       |  |       |
|-------|--|-------|
| 14-1  | 社会消费品零售总额  | (410) |
|       | <b>Total Retail Sale of Consumer Goods</b>   |       |
| 14-2  | 各市社会消费品零售总额(2000 年)  | (410) |
|       | <b>Total Retail Sale of Consumer Goods by City(2000)</b>   |       |
| 14-3  | 批发零售贸易、餐饮业企业单位数  | (411) |
|       | <b>Number of Corporation in Wholesale and Retail Sale, Catering trades</b>   |       |
| 14-4  | 各市批发零售贸易、餐饮业企业单位数(2000 年)  | (412) |
|       | <b>Number of Corporation in Wholesale and Retail Sale, Catering trades by City(2000)</b>                             |       |
| 14-5  | 全社会批发零售贸易业商品购、销、存总额  | (412) |
|       | <b>Total Purchases, Sales and Inventory of Enterprise in wholesale and Retail trades</b>                             |       |
| 14-6  | 个体批发零售贸易业、餐饮业销售总额(2000 年)  | (413) |
|       | <b>Total Sales of Individual Enterprises in Wholesale and Retail Sale Catering Trades (2000)</b>                     |       |
| 14-7  | 限额以上批发零售贸易业商品购、销、存总额(2000 年)   | (414) |
|       | <b>Total Purchases, Sales and Inventory of Enterprise above Designated Size in Wholesale and Retail Trade (2000)</b> |       |
| 14-8  | 限额以下批发零售贸易业商品销售总额  | (415) |
|       | <b>Total Sales of Enterprise below Designated Size in Wholesale and Retail Sale Trades</b>                           |       |
| 14-9  | 各市限额以上批发零售贸易业商品购、销、存总额(2000 年)   | (416) |
|       | <b>Total Purchases, Sales and Inventory above Designated Size in Wholesale and Retail Trades by City (2000)</b>      |       |
| 14-10 | 各市限额以上批发零售贸易业批发总额(2000 年)  | (417) |
|       | <b>Total Wholesale of Enterprises above Designated Size in Wholesales and Retail Sale Trades by City (2000)</b>      |       |
| 14-11 | 各市限额以上批发零售贸易业零售总额(2000 年)  | (418) |
|       | <b>Total Retail Sale of Enterprises above Designated Size in Wholesales and Retail Sale Trades by City (2000)</b>    |       |
| 14-12 | 各市限额以上批发零售贸易企业主要经济指标(2000 年)   | (419) |

**Main Economic Indicators of Enterprises in Wholesale and Retail Sale Trades above Designated Size by City (2000)**

|       |  |       |
|-------|--|-------|
| 14-13 | 限额以上批发零售贸易企业主要经济指标 (2000 年)  | (420) |
|       | <b>Main Economic Indicators of Enterprises in Wholesale and Retail Sale Trades above Designated Size(2000)</b> |       |
| 14-14 | 限额以上餐饮企业主要经济指标 (2000 年)  | (424) |
|       | <b>Main Economic Indicators of Enterprises in Catering Trade above Designated Size(2000)</b>                   |       |
| 14-15 | 各市限额以上餐饮企业主要经济指标 (2000 年)  | (426) |
|       | <b>Main Economic Indicators of Enterprises in Catering Trade above Designated Size by City(2000)</b>           |       |
| 14-16 | 城乡集市贸易市场个数、成交额及成交量   | (427) |
|       | <b>Number, Value and Volume of Business on Urban and Rural Free Market</b>                                     |       |
| 14-17 | 各市城乡集市贸易市场个数及成交额   | (428) |
|       | <b>Number and Volume of Business on Urban and Rural Free Market by City</b>                                    |       |
| 14-18 | 亿元以上商品交易市场情况 (2000 年)  | (429) |
|       | <b>Conditions of Commodity Exchange Market above 100 million Yuan(2000)</b>                                    |       |
| 14-19 | 百家批发额最大贸易业企业 (2000 年)  | (430) |
|       | <b>The 100 Largest Enterprises by Wholesale of Commodities in Trades (2000)</b>                                |       |
| 14-20 | 百家零售额最大贸易业企业 (2000 年)  | (432) |
|       | <b>The 100 Largest Enterprises by Retail Sales of Commodities in Trades (2000)</b>                             |       |
| 14-21 | 百家成交额最大商品交易市场 (2000 年)   | (434) |
|       | <b>The 100 Largest Trade Market by Transaction Value(2000)</b>   |       |
|       | 主要统计指标解释   | (436) |
|       | <b>Explanatory Notes on Main Statistical Indicators</b>  |       |

**十五、对外经济贸易和国际旅游**

**Foreign Trade and Economic Cooperation, Tourism**

|       |  |       |
|-------|--|-------|
| 15-1  | 历年进出口总额  | (442) |
|       | <b>Total Value of Imports and Exports over the Years</b>   |       |
| 15-2  | 海关出口总额   | (443) |
|       | <b>Total Value of Exports (Customs Statistics)</b>   |       |
| 15-3  | 我省向一些国家(地区)海关出口总额  | (444) |
|       | <b>Total Value of Exports To Related Countries and Territories (Customs Statistics)</b>              |       |
| 15-4  | 各市海关出口总额   | (444) |
|       | <b>Total Value Exports by City (Customs Statistics)</b>  |       |
| 15-5  | 主要商品海关出口数量   | (445) |
|       | <b>Volume of Main Exports Commodities (Customs Statistics)</b>                                       |       |
| 15-6  | 利用外资概况   | (446) |
|       | <b>Utilization of Foreign Capital</b>  |       |
| 15-7  | 利用外资签订协议(合同)个数及金额  | (447) |
|       | <b>Number and Value of Foreign Capital to be Vtilized through the Signed Contracts or Agreements</b> |       |
| 15-8  | 实际利用外资金额   | (447) |
|       | <b>Amount of Foreign Capital Actually Used</b>   |       |
| 15-9  | 外商和港澳台商在豫直接投资 (2000 年)   | (448) |
|       | <b>Direct Investment of Foreign, Hong Kong, Macao and Taiwan Businessmen in Henan(2000)</b>          |       |
| 15-10 | 各市外商和港澳台商在豫直接投资金额  | (449) |
|       | <b>Direct Investment of Foreign, Hong Kong, Macao and Taiwan Businessmen in Henan By City(2000)</b>  |       |
| 15-11 | 河南对外国和港澳台地区投资 (2000 年)   | (449) |



## Henan Investment to Foreign, Hong Kong, Macao and Taiwan (2000)

|       |   |       |
|-------|---|-------|
| 15-12 | 外商和港澳台商投资企业(单位)注册登记情况.....  | (449) |
|       | Registration Status of Foreign, Hong Kong, Macao and Taiwan Investment Enterprises          |       |
| 15-13 | 对外承包工程和劳务合作.....  | (450) |
|       | Contracted Projects and Labor Cooperation with Foreign Countries or Territories Businessmen |       |
| 15-14 | 国际旅游事业基本情况.....   | (450) |
|       | Basic Condition of International Tourism  |       |
| 15-15 | 各市国际旅游情况(2000年).....  | (451) |
|       | Basic Condition of International Tourism by City (2000)                                     |       |
| 15-16 | 接待国内旅游者人数和收入.....   | (451) |
|       | Number and Income of Civil Tourists Received  |       |
|       | 主要统计指标解释.....   | (452) |
|       | Explanatory Notes on Main Statistical Indicators  |       |

## 十六、财政、金融和保险

### Finance, Banking and Insurance

|       |   |       |
|-------|---|-------|
| 16-1  | 历年地方财政收支总额.....   | (458) |
|       | Total Financial Revenue and Expenditure of the Local Government over the Years                  |       |
| 16-2  | 地方财政收入.....   | (459) |
|       | Financial Revenue of the Local Government   |       |
| 16-3  | 地方财政收入(2000年).....  | (460) |
|       | Financial Revenue of the Local Government (2000)  |       |
| 16-4  | 地方财政支出.....   | (461) |
|       | Financial Expenditure of the Local Government   |       |
| 16-5  | 地方财政支出(2000年).....  | (462) |
|       | Financial Expenditure of the Local Government (2000)  |       |
| 16-6  | 用于农业的财政支出.....  | (463) |
|       | Government Expenditure For Agriculture  |       |
| 16-7  | 用于科学研究的财政支出.....  | (464) |
|       | Government Expenditure on Scientific Research   |       |
| 16-8  | 用于抚恤和社会福利的财政支出.....   | (465) |
|       | Government Expenditure for Pensions and Social Welfare  |       |
| 16-9  | 各市财政收入(2000年).....  | (466) |
|       | Financial Revenue of the Local Government by City(2000)   |       |
| 16-10 | 各市财政支出(2000年).....  | (467) |
|       | Financial Expenditure of the Local Government by City (2000)                                    |       |
| 16-11 | 地方预算外资金收支情况.....  | (468) |
|       | Extra-Budgetary Revenue and Expenditure of the Local Government                                 |       |
| 16-12 | 金融机构综合信贷收支情况(年底数).....  | (468) |
|       | Cash Income and Expenditures of Financial Institution (Year-end)                                |       |
| 16-13 | 各市金融机构存款年底余额.....   | (469) |
|       | Deposits of Financial Institution by City   |       |
| 16-14 | 各市金融机构贷款年底余额.....   | (469) |
|       | Loans of Financial Institution by City  |       |
| 16-15 | 历年国家银行各项存款、贷款及金融机构居民储蓄存款年底余额.....   | (470) |
|       | Deposits and Loans of Banking System and Residents' Saving Deposits of Financial Institution In |       |

## Urban and Rural Areas over The Years

|       |   |       |
|-------|---|-------|
| 16-16 | 国有独资商业银行信贷收支情况(年底数) .....   | (471) |
|       | <b>Revenue and Expenditure of State-Owned Sole Funds Commercial Bank (Year-end)</b>                   |       |
| 16-17 | 其他商业银行信贷收支情况(年底数) .....   | (472) |
|       | <b>Revenue and Expenditure of Other Commercial Bank(Year-end)</b>                                     |       |
| 16-18 | 城市合作机构信贷收支情况(年底数) .....   | (473) |
|       | <b>Revenue and Expenditure of Urban Cooperative Bank (Year-end)</b>                                   |       |
| 16-19 | 农村信用社信贷收支情况(年底数) .....  | (474) |
|       | <b>Revenue and Expenditure of Rural Credit Cooperative(Year-end)</b>                                  |       |
| 16-20 | 信托投资公司信贷收支情况(年底数) .....   | (475) |
|       | <b>Revenue and Expenditure of Trust Company for Investment (Year-end)</b>                             |       |
| 16-21 | 金融机构现金收支情况 .....  | (476) |
|       | <b>Cash Receipts and Expenditure of Financial Institution</b>   |       |
| 16-22 | 城乡居民储蓄存款年底余额 .....  | (477) |
|       | <b>Residents' Saving Deposits of Financial Institution In Urban and Rural Areas(Year-end)</b>         |       |
| 16-23 | 各市城乡居民储蓄存款年底余额 .....  | (477) |
|       | <b>Residents' Saving Deposits of Financial Institution In Urban and Rural Areas by City(Year-end)</b> |       |
| 16-24 | 保险业务情况 .....  | (478) |
|       | <b>Major Indicators of Insurance Business</b>   |       |
| 16-25 | 各市国内保险业务主要指标(2000年) .....   | (479) |
|       | <b>Major Indicators of Insurance Business by City(2000)</b>   |       |
|       | 主要统计指标解释 .....  | (480) |
|       | <b>Explanatory Notes on Main Statistical Indicators</b>   |       |

## 十七、教育、科技和文化

### Education, Science and Culture

|      |   |       |
|------|---|-------|
| 17-1 | 学校教育学校数和教职工数 .....  | (488) |
|      | <b>Number of Schools ,Teachers and Staff</b>  |       |
| 17-2 | 学校教育专任教师数和在校学生数 .....   | (489) |
|      | <b>Number of Full-time Teachers and Student Enrollment</b>  |       |
| 17-3 | 学校教育招生数和毕业生数 .....  | (490) |
|      | <b>Number of New Student Enrollment and Graduates</b>   |       |
| 17-4 | 研究生分学科毕业、招生及在学人数 .....  | (491) |
|      | <b>Number of Graduates, New Student Enrollment, Student Enrollment of Postgraduate by Field of Study</b>                            |       |
| 17-5 | 普通高等学校分学科毕业生、招生及在校学生数(2000年) .....  | (492) |
|      | <b>Number of Graduates, New Student Enrollment, Student Enrollment of Institutions of Higher Education by Field of Study (2000)</b> |       |
| 17-6 | 普通高等学校分学科专任教师数(2000年) .....   | (492) |
|      | <b>Number of Full-Time Teachers by Field of Study in Regular Higher Educational Institutions(2000)</b>                              |       |
| 17-7 | 普通高等学校专任教师分年龄的人数(2000年) .....   | (493) |
|      | <b>Number of Full-Time Teachers by Ages in Regular Higher Educational Institutions(2000)</b>  |       |
| 17-8 | 普通高等学校专任教师分学历的人数(2000年) .....   | (493) |
|      | <b>Number of Full-Time Teachers by Educational Background in Regular Higher Educational Institutions(2000)</b>                      |       |
| 17-9 | 普通中等专业学校分学科毕业生、招生及在校学生数(2000年) .....  | (494) |
|      | <b>Graduates, New Student Enrollment, Student Enrollment of Specialized Secondary Schools by Field of Study(2000)</b>               |       |

|       |  |       |
|-------|--|-------|
| 17-10 | 普通中等专业学校分学科、学历专任教师数(2000年).....  | (494) |
|       | <b>Number of Full-Time Teachers by Field of Study in Specialized Secondary Schools(2000)</b>   |       |
| 17-11 | 普通中等专业学校专任教师分年龄的人数(2000年).....   | (495) |
|       | <b>Number of Full-Time Teachers by Ages in Specialized Secondary Schools(2000)</b>   |       |
| 17-12 | 技工学校数、学生数和教职工数.....  | (495) |
|       | <b>Number of Technical Schools, Students, Teachers and Staff</b>   |       |
| 17-13 | 各类技工学校情况(2000年).....   | (496) |
|       | <b>Basic Statistics on Various Technical Schools (2000)</b>  |       |
| 17-14 | 普通中小学和幼儿园专任教师分学历的人数与构成.....  | (496) |
|       | <b>Number of Full-time Teachers and its Composition in Regular Secondary Schools, Primary Schools and Kindergartens by Educational Level</b> |       |
| 17-15 | 学校教育女学生和女教师数.....  | (497) |
|       | <b>Number of Female Students and Teachers of School</b>  |       |
| 17-16 | 平均每万人口在校学生数、教师负担学生数及其他.....  | (498) |
|       | <b>Students Enrollment per 10000 Population, Student-Teacher Ration and Other</b>  |       |
| 17-17 | 特殊教育学校基本情况(2000年).....   | (499) |
|       | <b>Basic Statistics on Special Educational Schools(2000)</b>   |       |
| 17-18 | 成人学校基本情况(2000年).....   | (499) |
|       | <b>Basic Statistics on Adult Schools (2000)</b>  |       |
| 17-19 | 各市普通高等学校基本情况(2000年).....   | (500) |
|       | <b>Basic Statistics on Regular Institutions of Higher Education by City (2000)</b>   |       |
| 17-20 | 各市成人教育基本情况(2000年).....   | (500) |
|       | <b>Basic Statistics on Adult Education by City(2000)</b>   |       |
| 17-21 | 各市成人高等教育基本情况(2000年).....   | (501) |
|       | <b>Basic Statistics on Adult Education Schools by City(2000)</b>   |       |
| 17-22 | 各市普通中等专业学校基本情况(2000年).....   | (501) |
|       | <b>Basic Statistics on Regular Specialized Secondary Schools by City(2000)</b>   |       |
| 17-23 | 各市技工学校基本情况(2000年).....   | (502) |
|       | <b>Basic Statistics on Technical Schools by City(2000)</b>   |       |
| 17-24 | 各市普通中学基本情况(2000年).....   | (502) |
|       | <b>Basic Statistics on Regular Secondary Schools by City(2000)</b>   |       |
| 17-25 | 各市普通高中基本情况(2000年).....   | (503) |
|       | <b>Basic Statistics on Regular Senior Secondary Schools by City(2000)</b>  |       |
| 17-26 | 各市普通初中基本情况(2000年).....   | (503) |
|       | <b>Basic Statistics on Regular Junior Secondary Schools by City(2000)</b>  |       |
| 17-27 | 各市职业中学基本情况(2000年).....   | (504) |
|       | <b>Basic Statistics on Vocational Secondary Schools by City(2000)</b>  |       |
| 17-28 | 各市职业高中基本情况(2000年).....   | (504) |
|       | <b>Basic Statistics on Vocational Senior Secondary Schools by City(2000)</b>   |       |
| 17-29 | 各市职业初中基本情况(2000年).....   | (505) |
|       | <b>Basic Statistics on Vocational Junior Secondary Schools by City(2000)</b>   |       |
| 17-30 | 各市小学基本情况(2000年).....   | (506) |
|       | <b>Basic Statistics on Primary Schools by City(2000)</b>   |       |
| 17-31 | 各市幼儿教育基本情况(2000年).....   | (507) |
|       | <b>Basic Statistics on Kindergartens by City(2000)</b>   |       |
| 17-32 | 各市教育经费情况(2000年).....   | (508) |

|       |  |       |
|-------|--|-------|
|       | <b>Basic Statistics on Educational Funds by City (2000)</b>  |       |
| 17-33 | 科技活动概况.....  | (509) |
|       | <b>General Situation on National Scientific and Technological Activities</b>   |       |
| 17-34 | 大中型工业企业科技活动情况.....   | (510) |
|       | <b>Basic Statistics on Scientific and Technological Actives in Large and Medium-Sized Industrial Enterprises</b>                   |       |
| 17-35 | 大中型工业企业科技活动情况 (2000年)(一).....  | (511) |
|       | <b>Basic Statistics on Scientific and Technological Actives in Large and Medium-Sized Industrial Enterprises (2000)(1)</b>         |       |
| 17-36 | 大中型工业企业科技活动情况 (2000年)(二).....  | (512) |
|       | <b>Basic Statistics on Scientific and Technological Actives in Large and Medium-Sized Industrial Enterprises (2000)(2)</b>         |       |
| 17-37 | 大中型工业企业科技活动情况 (2000年)(三).....  | (514) |
|       | <b>Basic Statistics on Scientific and Technological Actives in Large and Medium-Sized Industrial Enterprises (2000)(3)</b>         |       |
| 17-38 | 大中型工业企业科技活动情况(2000年)(四).....   | (518) |
|       | <b>Basic Statistics on Scientific and Technological Actives in Large and Medium-Sized Industrial Enterprises (2000)(4)</b>         |       |
| 17-39 | 大中型工业企业科技活动情况(2000年)(五).....   | (520) |
|       | <b>Basic Statistics on Scientific and Technological Actives in Large and Medium-Sized Industrial Enterprises (2000)(5)</b>         |       |
| 17-40 | 各市地大中型工业企业科技活动情况(2000年)(一).....  | (524) |
|       | <b>Basic Statistics on Scientific and Technological Actives in Large and Medium-Sized Industrial Enterprises by City (2000)(1)</b> |       |
| 17-41 | 各市大中型工业企业科技活动情况(2000年)(二).....   | (524) |
|       | <b>Basic Statistics on Scientific and Technological Actives in Large and Medium-Sized Industrial Enterprises by City (2000)(2)</b> |       |
| 17-42 | 各市大中型工业企业科技活动情况 (2000年)(三).....  | (525) |
|       | <b>Basic Statistics on Scientific and Technological Actives in Large and Medium-Sized Industrial Enterprises by City(2000)(3)</b>  |       |
| 17-43 | 各市地大中型工业企业科技活动情况(2000年)(四).....  | (525) |
|       | <b>Basic Statistics on Scientific and Technological Actives in Large and Medium-Sized Industrial Enterprises by City (2000)(4)</b> |       |
| 17-44 | 三种专利申请受理量及授权量.....   | (526) |
|       | <b>Three Type of Patent Application Accepted and Approved</b>  |       |
| 17-45 | 文化机构和人员数(2000年底).....  | (527) |
|       | <b>Number of Institutions and Persons in Cultural Department(end of 2000)</b>  |       |
| 17-46 | 文化艺术事业单位数(年底数).....  | (528) |
|       | <b>Number of Culture and Education(Year-end)</b>   |       |
| 17-47 | 出版、发行、图书馆、群众文化事业机构和人员数(2000年底).....  | (528) |
|       | <b>Number of Institution and Person in Publication, Distribution, Library and Mass Culture Relics (end of 2000)</b>                |       |
| 17-48 | 书籍、报纸、杂志出版情况.....  | (529) |
|       | <b>Number of Books, Newspaper, Magazines Published</b>   |       |
| 17-49 | 少年儿童读物类图书出版数量.....   | (530) |
|       | <b>Number of Books Published for Children</b>  |       |
| 17-50 | 图书发行流转情况.....  | (530) |

|       |   |       |
|-------|---|-------|
|       | <b>Basic Statistics on Distribution and Circulation of Books</b>                                      |       |
| 17-51 | 文化部门艺术表演团体演出及收支情况(2000年).....   | (530) |
|       | <b>Basic Statistics on Performance, Income and Expenditures of Art Troupes (2000)</b>                 |       |
| 17-52 | 群众艺术馆、文化馆业务活动及经费情况.....   | (531) |
|       | <b>Basic Statistics on Activities and Expenditures of Mass Art Centers and Cultural Centers</b>       |       |
| 17-53 | 公共图书馆、博物馆、文物机构业务活动及经费情况.....  | (531) |
|       | <b>Facilities, Services and Expenditures of Public Libraries, Museums and Cultural relic Agencies</b> |       |
| 17-54 | 广播、电视事业情况.....  | (532) |
|       | <b>Basic Statistics on Broadcasting and Television Stations</b>                                       |       |
| 17-55 | 各市图书馆情况(2000年).....   | (532) |
|       | <b>Basic Statistics on Library (2000)</b>   |       |
|       | 主要统计指标解释.....   | (533) |
|       | <b>Explanatory Notes on Main Statistical Indicators</b>   |       |

## 十八、体育、卫生、社会福利和其他

### Sports, Public Health, Social Welfare and Others

|       |   |       |
|-------|---|-------|
| 18-1  | 体育系统职工人数.....   | (540) |
|       | <b>Number of Staff and Workers in Sports Commissions</b>                                |       |
| 18-2  | 等级运动员、裁判员人数.....  | (540) |
|       | <b>Number of Athletes and Referees in Grades</b>  |       |
| 18-3  | 河南省运动员在国际国内比赛成绩.....  | (541) |
|       | <b>International and Internal Achievement of Henan athletes</b>                         |       |
| 18-4  | 体育场数.....   | (541) |
|       | <b>Number of Stadiums and Gymnasiums</b>  |       |
| 18-5  | 群众体育活动情况.....   | (542) |
|       | <b>Activities of Mass Sports</b>  |       |
| 18-6  | 卫生事业发展情况.....   | (542) |
|       | <b>Basic Statistics on Public Health Development</b>                                    |       |
| 18-7  | 卫生机构、床位、人员数(2000年).....   | (543) |
|       | <b>Number of Health Institutions, Beds and Persons (2000)</b>                           |       |
| 18-8  | 卫生机构各类人员.....   | (544) |
|       | <b>Persons Engaged In Health Care Institutions by Types of Occupation</b>               |       |
| 18-9  | 县及县以上医院床位使用情况.....  | (545) |
|       | <b>Utilization of Hospital Beds at and Above County Level</b>                           |       |
| 18-10 | 医院、卫生院诊疗人次及入院人数(2000年).....   | (545) |
|       | <b>Number of Hospital Patients and Admissions (2000)</b>                                |       |
| 18-11 | 卫生部门城市、县医院住院病人前十位疾病构成(2000年).....   | (546) |
|       | <b>Main 10 Diseases of Hospital at Cities and Counties in Health Departments (2000)</b> |       |
| 18-12 | 部分市、县前十位主要疾病死亡率(2000年).....   | (547) |
|       | <b>Death Rate of Ten Major Diseases in Partial Cities and Counties (2000)</b>           |       |
| 18-13 | 各市卫生事业基本情况(2000年).....  | (548) |
|       | <b>Basic Statistics on Public Health by City (2000)</b>                                 |       |
| 18-14 | 社会福利事业单位基本情况(2000年).....  | (549) |
|       | <b>Basic Statistics on Social Welfare Institutions (2000)</b>                           |       |
| 18-15 | 社会福利事业、企业单位数和工作人员.....  | (549) |
|       | <b>Number of Social Welfare Institutions, Enterprises and Persons Engaged</b>           |       |

|       |  |       |
|-------|--|-------|
| 18-16 | 由国家支出的社会福利救济主要费用情况.....  | (550) |
|       | <b>Basic Statistics on Social Welfare Relief Funds from Government</b>   |       |
| 18-17 | 享受补助、救济人员情况.....   | (550) |
|       | <b>Statistics on Persons Receiving Subsidies and Relief Funds</b>  |       |
| 18-18 | 各市离休、退休、退职职工人数(2000年).....   | (551) |
|       | <b>Number of Retired and Resigned Persons by City (2000)</b>   |       |
| 18-19 | 国有经济职工保险福利费.....   | (552) |
|       | <b>Social Insurance and Welfare Funds of Staff and Workers in State-Owned Economy</b>  |       |
| 18-20 | 各市国有企业在职工保险福利费(2000年).....   | (553) |
|       | <b>Social Insurance and Welfare Funds of Staff and Workers in State-Owned Economy by City (2000)</b>   |       |
| 18-21 | 城镇社区服务设施和农村社会保障网络基本情况.....   | (554) |
|       | <b>Basic Statistics on Service Institutions in Urban Areas and Network of Social Security in Rural Areas</b>   |       |
| 18-22 | 各市城镇社区服务设施和农村社会保障网络基本情况.....   | (554) |
|       | <b>Basic Statistics on Service Institutions in Urban Areas and Network of Social Security in Rural Areas by City</b>                                   |       |
| 18-23 | 律师、公证、调解工作基本情况.....  | (555) |
|       | <b>Basic Statistics on Lawyers, Notarization and Mediation</b>   |       |
| 18-24 | 调解民间纠纷分类.....  | (555) |
|       | <b>Number of Civil Disputes Mediated by Types</b>  |       |
| 18-25 | 劳动仲裁委员会受理及处理案件情况(2000年).....   | (556) |
|       | <b>Cases Accepted and Heard by Board of Labor Arbitration (2000)</b>   |       |
| 18-26 | 婚姻登记情况.....  | (558) |
|       | <b>Basic Statistics on Marriages</b>   |       |
| 18-27 | 各市婚姻登记情况.....  | (558) |
|       | <b>Basic Statistics on Marriages by City</b>   |       |
| 18-28 | 公安机关立案的刑事案件情况.....   | (559) |
|       | <b>Criminal Case of Register by Public Security Organs</b>   |       |
| 18-29 | 公安机关受理的治安案件分类情况.....   | (559) |
|       | <b>Classified Cases accepted of Public Order by Public Security Organs</b>   |       |
| 18-30 | 交通事故发生情况(2000年).....   | (560) |
|       | <b>Basic Statistics on Traffic Accidents (2000)</b>  |       |
| 18-31 | 各市交通事故发生情况.....  | (560) |
|       | <b>Basic Statistics on Traffic Accidents by City</b>   |       |
| 18-32 | 火灾事故发生情况(2000年).....   | (561) |
|       | <b>Basic Statistics on Fires (2000)</b>  |       |
| 18-33 | 各市火灾事故发生情况.....  | (561) |
|       | <b>Basic Statistics on Fires by City</b>   |       |
| 18-34 | 检察机关直接立案侦查案件情况(2000年).....   | (562) |
|       | <b>Basic Statistics on Law Case Direct Registered by Procuratorial Organ (2000)</b>  |       |
| 18-35 | 检察机关审查批准、决定逮捕犯罪嫌疑人和提起公诉被告人情况(2000年).....   | (562) |
|       | <b>Basic Statistics on Examined and Ratified, the Apprehension Decided of Suspect and Accused Instituted Prosecution by Procuratorial Organ (2000)</b> |       |
| 18-36 | 检察机关处理申诉案件情况(2000年).....   | (563) |
|       | <b>Basic Statistics on Law Case of Petition Handled by Procuratorial Organ (2000)</b>  |       |
| 18-37 | 人民法院刑事一审案件收结案情况(2000年).....  | (563) |
|       | <b>Basic Statistics on Criminal Case at First Trial by Peoples Court (2000)</b>  |       |
| 18-38 | 人民法院民事一审案件收结案情况(2000年).....  | (564) |

|       |  |       |
|-------|--|-------|
|       | <b>Basic Statistics on Civil Case at First Trial by Peoples Court (2000)</b>                             |       |
| 18-39 | 人民法院经济纠纷一审案件收结案情况 (2000 年) .....   | (564) |
|       | <b>Basic Statistics on Economical Dispute Case at First Trial by Peoples Court (2000)</b>                |       |
| 18-40 | 人民法院行政一审案件收结案情况 (2000 年) .....   | (565) |
|       | <b>Basic Statistics on Administrative Case at First Trial by People's Court (2000)</b>                   |       |
| 18-41 | 自然资源保护情况 .....   | (565) |
|       | <b>Basic Statistics on Natural Environmental Protection</b>  |       |
| 18-42 | 环境保护系统科研、教育等工作情况 .....   | (566) |
|       | <b>Scientific Research and Education in Environmental Protection Agencies</b>                            |       |
| 18-43 | 各市环境污染与破坏事故情况 .....  | (566) |
|       | <b>Pollution and Accidents by City</b>   |       |
| 18-44 | “三废”排放及处理情况 .....  | (567) |
|       | <b>Discharge and Treatment of Waste Water, Waste Gas and Solid Wastes</b>                                |       |
| 18-45 | 污染治理情况 .....   | (568) |
|       | <b>Statistics on Treatment Pollution</b>   |       |
| 18-46 | 工业分行业废水排放及处理情况 (2000 年) .....  | (569) |
|       | <b>Discharge and Treatment of Waste Water by Branch of Industry (2000)</b>                               |       |
| 18-47 | 工业分行业工业固体废物产生及处理利用情况 (2000 年) .....  | (570) |
|       | <b>Production, Treatment and Utilization of Industrial Solid Wastes by Branch of Industry (2000)</b>     |       |
| 18-48 | 工业分行业废气排放及处理情况 (2000 年) .....  | (572) |
|       | <b>Emission and Treatment of Waste Gas by Branch of Industry (2000)</b>                                  |       |
| 18-49 | 各系统主要仪器、设备情况 (2000 年持有测绘资格证单位) .....   | (573) |
|       | <b>Statistics on Major Instrument and Equipment by Departments Hold Certificate of Soundness</b>         |       |
| 18-50 | 各系统测绘人员情况 (2000 年持有测绘资格证单位) .....  | (574) |
|       | <b>Statistics on Surveying and Mapping Persons Engaged by Departments Hold Certificate of Soundness</b>  |       |
| 18-51 | 技术监督基本情况 .....   | (574) |
|       | <b>Basic Statistics on Technical Control</b>   |       |
| 18-52 | 产品、商品质量监督检查情况 (2000 年) .....   | (575) |
|       | <b>Results of Sampling Check on The Quality of Products and Commodities under Supervision (2000)</b>     |       |
| 18-53 | 各市产品质量情况 (2000 年) .....  | (577) |
|       | <b>Quality of Products by City (2000)</b>  |       |
| 18-54 | 国家综合档案馆基本情况 (2000 年底) .....  | (577) |
|       | <b>Basic Statistics on the Archives (End of 2000)</b>  |       |
| 18-55 | 行政事业单位主要财务指标(2000 年) .....   | (578) |
|       | <b>Main Financial Indicators of administrative Units (2000)</b>  |       |
| 18-56 | 服务企业和企业化管理的事业单位主要财务指标(2000 年) .....  | (578) |
|       | <b>Main Financial Indicators of Service Enterprises and Institutions Managed like Enterprises (2000)</b> |       |
|       | 主要统计指标解释 .....   | (579) |
|       | <b>Explanatory Notes on Main Statistical Indicators</b>  |       |

## 十九、要素市场

### Factor Market

|      |   |       |
|------|---|-------|
| 19-1 | 国有土地供应及收益情况 .....   | (587) |
|      | <b>Statistics on Right of Use Selaed and Transferred on State-Owned Land</b>    |       |
| 19-2 | 各市地国有土地供应及收益情况 (2000 年) .....   | (587) |
|      | <b>Statistics of Accommodate and Income for State-owned Land by City (2000)</b> |       |



|       |   |       |
|-------|---|-------|
| 19-3  | 城市房地产市场交易情况 .....   | (588) |
|       | <b>Business of Urban Real Estate Markets</b>                                    |       |
| 19-4  | 各市城市房地产市场房屋买卖情况(2000年) .....  | (589) |
|       | <b>Business of Urban Real Estate Markets by City (2000)</b>                     |       |
| 19-5  | 各市城市房地产市场房屋租赁情况(2000年) .....  | (589) |
|       | <b>Statistics on Houses Leasing In Urban Real Estate Markets by City (2000)</b> |       |
| 19-6  | 劳动力市场情况 .....   | (590) |
|       | <b>Market of Labour Force</b>   |       |
| 19-7  | 人才流动及人才市场情况 .....   | (590) |
|       | <b>Personnel Floating and Personnel Markets</b>                                 |       |
| 19-8  | 各市劳动力市场情况(2000年) .....  | (591) |
|       | <b>Market of Labour Force by City(2000)</b>                                     |       |
| 19-9  | 国债发行情况 .....  | (592) |
|       | <b>Issuance of National Debt</b>  |       |
| 19-10 | 各市国债发行情况 .....  | (592) |
|       | <b>Issuance of National Debt</b>  |       |
| 19-11 | 各市股票发行情况(2000年) .....   | (593) |
|       | <b>Issuance of Stock by City (2000)</b>   |       |
| 19-12 | 技术贸易情况 .....  | (593) |
|       | <b>Statistics on Technological Trade</b>  |       |
| 19-13 | 技术市场交易情况 .....  | (594) |
|       | <b>Business of Technological Markets</b>  |       |
| 19-14 | 各市技术市场交易成交项数(2000年) .....   | (594) |
|       | <b>Number of Business on Technological Markets by City (2000)</b>               |       |
| 19-15 | 各市地技术市场交易成交金额(2000年) .....  | (595) |
|       | <b>Volume of Business on Technological Markets by City(2000)</b>                |       |
| 19-16 | 信息、咨询服务业情况 .....  | (595) |
|       | <b>Statistics on Information and Consultancy Services</b>                       |       |
| 19-17 | 各市地信息、咨询服务业情况(2000年) .....  | (596) |
|       | <b>Statistics on Information and Consultancy Services by City (2000)</b>        |       |

## 二十、企业调查

### Enterprise Survey

|      |  |       |
|------|--|-------|
| 20-1 | 企业集团主要经济指标 .....   | (600) |
|      | <b>Main Economic Indicators of Enterprises (Group)</b>   |       |
| 20-2 | 重点企业(集团)主要经济指标 .....   | (602) |
|      | <b>Main Economic Indicators of Major Enterprises</b>   |       |
| 20-3 | 现代企业制度及重点企业主要经济指标(2000年) .....   | (604) |
|      | <b>Main Economic Indicators of Modern System and Major Enterprises (2000)</b>                  |       |
| 20-4 | 按不同类型分的企业家信心状况(2000年一季度) .....   | (606) |
|      | <b>Confidence State of Enterpriser by Categories (the First quarter of 2000)</b>               |       |
| 20-5 | 按不同类型分的企业综合经营状况(2000年一季度) .....  | (606) |
|      | <b>Synthetically Management State of Enterprises by Categories (the First quarter of 2000)</b> |       |
| 20-6 | 按不同类型分的生产情况(2000年一季度) .....  | (607) |
|      | <b>Production of Enterprises by Categories (the First quarter of 2000)</b>                     |       |
| 20-7 | 按不同类型分的税后利润情况(2000年一季度) .....  | (607) |

|       |   |       |
|-------|---|-------|
|       | <b>Profits after Tax Enterprises by Categories (the First quarter of 2000)</b>                  |       |
| 20-8  | 按不同类型分的资金情况 (2000 年一季度) .....   | (608) |
|       | <b>Fund of Enterprises by Categories (the First quarter of 2000)</b>                            |       |
| 20-9  | 按不同类型分的贷款拖欠情况 (2000 年一季度) .....   | (608) |
|       | <b>Outstanding Loans of Enterprises by Categories (the First quarter of 2000)</b>               |       |
| 20-10 | 按不同类型分的投资情况 (2000 年一季度) .....   | (609) |
|       | <b>Investment of Enterprises by Categories (the First quarter of 2000)</b>                      |       |
| 20-11 | 按不同类型分的劳动力情况 (2000 年一季度) .....  | (609) |
|       | <b>Workers of Enterprises by Categories (the First quarter of 2000)</b>                         |       |
| 20-12 | 按不同类型分的企业家信心状况 (2000 年二季度) .....  | (610) |
|       | <b>Confidence State of Enterpriser by Categories (the second quarter of 2000)</b>               |       |
| 20-13 | 按不同类型分的企业综合经营状况 (2000 年二季度) .....   | (610) |
|       | <b>Synthetically Management State of Enterprises by Categories (the second quarter of 2000)</b> |       |
| 20-14 | 按不同类型分的生产情况 (2000 年二季度) .....   | (611) |
|       | <b>Production of Enterprises by Categories (the second quarter of 2000)</b>                     |       |
| 20-15 | 按不同类型分的税后利润情况 (2000 年二季度) .....   | (611) |
|       | <b>Profits after Tax Enterprises by Categories (the second quarter of 2000)</b>                 |       |
| 20-16 | 按不同类型分的资金情况 (2000 年二季度) .....   | (612) |
|       | <b>Fund of Enterprises by Categories (the second quarter of 2000)</b>                           |       |
| 20-17 | 按不同类型分的贷款拖欠情况 (2000 年二季度) .....   | (612) |
|       | <b>Outstanding Loans of Enterprises by Categories (the second quarter of 2000)</b>              |       |
| 20-18 | 按不同类型分的投资情况 (2000 年二季度) .....   | (613) |
|       | <b>Investment of Enterprises by Categories (the second quarter of 2000)</b>                     |       |
| 20-19 | 按不同类型分的劳动力情况 (2000 年二季度) .....  | (613) |
|       | <b>Workers of Enterprises by Categories (the second quarter of 2000)</b>                        |       |
| 20-20 | 按不同类型分的企业家信心状况 (2000 年三季度) .....  | (614) |
|       | <b>Confidence State of Enterpriser by Categories (the third quarter of 2000)</b>                |       |
| 20-21 | 按不同类型分的企业综合经营状况 (2000 年三季度) .....   | (614) |
|       | <b>Synthetically Management State of Enterprises by Categories (the third quarter of 2000)</b>  |       |
| 20-22 | 按不同类型分的生产情况 (2000 年三季度) .....   | (615) |
|       | <b>Production of Enterprises by Categories (the third quarter of 2000)</b>                      |       |
| 20-23 | 按不同类型分的税后利润情况 (2000 年三季度) .....   | (615) |
|       | <b>Profits after Tax Enterprises by Categories (the third quarter of 2000)</b>                  |       |
| 20-24 | 按不同类型分的资金情况 (2000 年三季度) .....   | (616) |
|       | <b>Fund of Enterprises by Categories (the third quarter of 2000)</b>                            |       |
| 20-25 | 按不同类型分的贷款拖欠情况 (2000 年三季度) .....   | (616) |
|       | <b>Outstanding Loans of Enterprises by Categories (the third quarter of 2000)</b>               |       |
| 20-26 | 按不同类型分的投资情况 (2000 年三季度) .....   | (617) |
|       | <b>Investment of Enterprises by Categories (the third quarter of 2000)</b>                      |       |
| 20-27 | 按不同类型分的劳动力情况 (2000 年三季度) .....  | (617) |
|       | <b>Workers of Enterprises by Categories (the third quarter of 2000)</b>                         |       |
| 20-28 | 按不同类型分的企业家信心状况 (2000 年四季度) .....  | (618) |
|       | <b>Confidence State of Enterpriser by Categories (the fourth quarter of 2000)</b>               |       |
| 20-29 | 按不同类型分的企业综合经营状况 (2000 年四季度) .....   | (618) |
|       | <b>Synthetically Management State of Enterprises by Categories (the fourth quarter of 2000)</b> |       |
| 20-30 | 按不同类型分的生产情况 (2000 年四季度) .....   | (619) |

|       |  |       |
|-------|--|-------|
|       | <b>Production of Enterprises by Categories (the fourth quarter of 2000)</b>        |       |
| 20-31 | 按不同类型分的税后利润情况(2000年四季度) .....  | (619) |
|       | <b>Profits after Tax Enterprises by Categories (the fourth quarter of 2000)</b>    |       |
| 20-32 | 按不同类型分的资金情况(2000年四季度) .....  | (620) |
|       | <b>Fund of Enterprises by Categories (the fourth quarter of 2000)</b>              |       |
| 20-33 | 按不同类型分的贷款拖欠情况(2000年四季度) .....  | (620) |
|       | <b>Outstanding Loans of Enterprises by Categories (the fourth quarter of 2000)</b> |       |
| 20-34 | 按不同类型分的投资情况(2000年四季度) .....  | (621) |
|       | <b>Investment of Enterprises by Categories (the fourth quarter of 2000)</b>        |       |
| 20-35 | 按不同类型分的劳动力情况(2000年四季度) .....   | (621) |
|       | <b>Workers of Enterprises by Categories (the fourth quarter of 2000)</b>           |       |
|       | 主要统计指标解释 .....   | (622) |
|       | <b>Explanatory Notes on Main Statistical Indicators</b>                            |       |

## 二十一、各县(市)主要统计指标

### Main Indicators by County and City

|       |   |       |
|-------|---|-------|
| 21-1  | 各县(市)土地面积、人口及从业人员(2000年) .....  | (627) |
|       | <b>Land Area, Population and Employed Persons by County and City (2000)</b>   |       |
| 21-2  | 各县(市)在岗职工和工资(2000年) .....   | (630) |
|       | <b>Number of Staff and Workers on Job and Wages of Staff by County and City (2000)</b>  |       |
| 21-3  | 各县(市)固定资产投资及建筑业(2000年) .....  | (633) |
|       | <b>Investment in Fixed Assets and Construction by County and City (2000)</b>  |       |
| 21-4  | 各县(市)国内生产总值和指数(2000年) .....   | (636) |
|       | <b>Gross Domestic Product and Its indices by County and City (2000)</b>   |       |
| 21-5  | 各县(市)农业生产条件(2000年) .....  | (642) |
|       | <b>Agricultural Production Conditions by County and City (2000)</b>   |       |
| 21-6  | 各县(市)农林牧渔业总产值和农民人均纯收入(2000年) .....  | (645) |
|       | <b>Gross Output Value of Farming, Forestry, Animal Husbandry and Fishery and Per Capita<br/>Net Income of Rural Residents by County and City (2000)</b> |       |
| 21-7  | 各县(市)主要农作物播种面积和产量(2000年) .....  | (648) |
|       | <b>Sown Area and Output of Major Farm Products by County and City (2000)</b>  |       |
| 21-8  | 各县(市)牧渔业生产情况(2000年) .....   | (651) |
|       | <b>Statistics on Animal Husbandry and Fishery by County and City (2000)</b>   |       |
| 21-9  | 各县(市)工业企业主要指标(2000年) .....  | (654) |
|       | <b>Main Indicators on Industry by County and City (2000)</b>  |       |
| 21-10 | 各县(市)全部国有及限额以上工业总产值(2000年) .....  | (657) |
|       | <b>Gross Industrial Output Value of All State-Owned and Non-State-Owned Industrial Enterprises above<br/>Designated Size by County and City (2000)</b>  |       |
| 21-11 | 各县(市)社会消费品零售总额和教育、卫生主要指标(2000年) .....   | (660) |
|       | <b>Main Indicators of Total Retail Sales of Consumer Goods, Education and Health Care by County<br/>and City (2000)</b>                                 |       |
| 21-12 | 各县(市)财政、金融主要指标(2000年) .....   | (666) |
|       | <b>Main Indicators of Government Finance and Banking by County and City (2000)</b>  |       |

## 二十二、全国及各省、市、区主要统计指标

### Main Indicators on the Whole Nation and Provinces, Municipalities Directly Under the Central Government and Autonomous Regions

- 22-1 全国及各省市区人口和国内生产总值(2000年).....(671)  
Population and Gross Domestic Product of the Whole Nation and Provinces, Municipalities Directly Under the Central Government and Autonomous Regions (2000)
- 22-2 全国及各省市区固定资产投资和在岗职工工资(2000年).....(672)  
Investment in Fixed Assets and Wages of Staff and Workers on Job of the Whole Nation and Provinces, Municipalities Directly Under the Central Government and Autonomous Regions (2000)
- 22-3 全国及各省市区物价指数(2000年)(上年=100).....(673)  
Price Indices of The Whole Nation and Provinces, Municipalities Directly Under The Central Government and Autonomous Regions (2000) (preceding year=100)
- 22-4 全国及各省市区城乡居民收支(2000年).....(674)  
Revenue and Expenditure of Urban and Rural Residents of the Whole Nation and Provinces, Municipalities Directly Under the Central Government and Autonomous Regions (2000)
- 22-5 全国及各省市区农业生产条件(2000年).....(675)  
Basic Indicators of Agriculture of the Whole Nation and Provinces, Municipalities Directly Under the Central Government and Autonomous Regions (2000)
- 22-6 全国及各省市区农林牧渔业产值和主要农产品产量(2000年).....(676)  
Gross Output Value of Farming, Forestry, Animal Husbandry and Fishery and Output of Major Farm Products of the Whole Nation and Provinces, Municipalities Directly Under the Central Government and Autonomous Regions (2000)
- 22-7 全国及各省市区全部国有及限额以上工业主要经济指标(2000年).....(677)  
Main Indicators of All State-Owned and Non-state-owned Above Designated Size Industrial Enterprises of the Whole Nation and Provinces, Municipalities Directly Under the Central Government and Autonomous Regions (2000)
- 22-8 全国及各省市区全部国有及限额以上工业主要效益指标(2000年).....(678)  
Main Indicators on Economic Benefit of All State-Owned and Non-state-owned Above Designated Industrial Enterprises Size of the Whole Nation and Provinces, Municipalities Directly Under the Central Government and Autonomous Regions (2000)
- 22-9 全国及各省市区主要工业产品产量(2000年).....(679)  
Output of Major Industrial Products of the Whole Nation and Provinces, Municipalities Directly Under the Central Government and Autonomous Regions(2000)
- 22-10 全国及各省市区贸易外经及财政主要指标(2000年).....(680)  
Main Indicators of Internal and Foreign Trade, Public Finance of the Whole Nation and Provinces, Municipalities Directly Under the Central Government and Autonomous Regions (2000)
- 22-11 全国及各省市区在校学生数(2000年).....(681)  
Students Enrollment of the Whole Nation and Provinces, Municipalities Directly Under the Central Government and Autonomous Regions (2000)

## 二十三、香港特别行政区、澳门特别行政区和台湾省社会经济主要指标


### Main Social and Economic Indicators of Hong Kong Special Administrative Region, Macao Special Administrative Region and Taiwan Province

- 23-1 香港特别行政区主要社会经济指标.....(685)  
Main Social and Economic Indicators of Hong Kong Special Administrative Region

|      |   |       |
|------|---|-------|
| 23-2 | 澳门特别行政区主要社会经济指标 .....   | (687) |
|      | <b>Main Social and Economic Indicators of Macao Special Administrative Region</b> |       |
| 23-3 | 台湾省主要社会经济指标 .....   | (688) |
|      | <b>Main Social and Economic Indicators of Taiwan Province</b>                     |       |

1-1 全省行政区划 (2000年底)

Administrative Division of Henan Province (End of 2000)



| 地区名称<br>(Area Name) | 土地面积<br>(Land Area<br>(sq km)) | 行政区划 (Administrative Division) |   |                     |               |   |                 |                 |                                    |  | (unit) |
|---------------------|--------------------------------|--------------------------------|---|---------------------|---------------|---|-----------------|-----------------|------------------------------------|--|--------|
|                     |                                | 市<br>(City)                    | 省辖市<br>(Under the<br>Jurisdiction of<br>Province) | 县<br>(County Level) | 县<br>(County) | 市辖区<br>(Under the<br>Jurisdiction<br>of City) | 镇<br>(Township) | 乡<br>(Township) | 街道办事处<br>(Sub-district<br>Offices) | 居民委员会<br>(Neighbourhood<br>Committees) |        |
| 全省 Total            | 167000                         | 28                             | 17  | 21                  | 39            | 48  | 844             | 1285            | 287                                | 4159                                   | 48206  |
| 郑州市 Zhengzhou       | 7446                           | 6                              | 1   | 5                   | 1             | 6   | 78              | 40              | 43                                 | 662                                    | 2516   |
| 开封市 Kaifeng         | 6444                           | 1                              | 1   |                     | 5             | 5   | 31              | 62              | 23                                 | 285                                    | 2301   |
| 洛阳市 Luoyang         | 15300                          | 1                              | 1   |                     | 5             | 6   | 31              | 95              | 34                                 | 462                                    | 2938   |
| 平顶山市 Pingdingshan   |                                |                                |   |                     |               |   |                 |                 | 25                                 | 309                                    | 2609   |
| 安阳市 Anyang          |                                |                                |   |                     |               |   |                 |                 | 299                                | 3254                                   |        |
| 鹤壁市 Hebi            | 2182                           | 1                              | 1   |                     | 2             | 3   | 10              | 15              | 10                                 | 75                                     | 877    |
| 新乡市 Xinxiang        | 8169                           | 3                              | 1   | 1                   | 4             | 4   | 31              | 102             | 22                                 | 316                                    | 3556   |
| 焦作市 Jiaozuo         | 4071                           | 3                              | 1   | 2                   | 3             | 4   | 39              | 40              | 31                                 | 348                                    | 1823   |
| 濮阳市 Puyang          | 5266                           | 1                              | 1   |                     | 1             | 1   | 17              | 41              | 7                                  | 148                                    | 2950   |
| 许昌市 Xuchang         | 4996                           | 3                              | 1   | 2                   | 3             | 4   | 34              | 48              | 14                                 | 117                                    | 2333   |
| 漯河市 Luohe           | 2617                           | 1                              | 1   |                     | 3             | 1   | 20              | 26              | 4                                  | 103                                    | 1247   |
| 三门峡市 Shenshanxia    | 10496                          | 3                              | 1   | 2                   | 3             | 3   | 29              | 47              | 10                                 | 156                                    | 1350   |
| 南阳市 Nanyang         | 26600                          | 2                              | 1   | 1                   | 3             | 3   | 116             | 111             | 5                                  | 185                                    | 4626   |
| 商丘市 Shangqiu        | 10704                          | 2                              | 1   | 1                   | 3             | 1   | 59              | 134             | 14                                 | 223                                    | 4626   |
| 信阳市 Xinyang         | 19541                          | 1                              | 1   |                     | 3             | 2   | 69              | 142             | 7                                  | 163                                    | 3036   |
| 周口市 Zhoukou         | 18559                          | 1                              | 1   |                     | 3             | 1   | 81              | 100             | 3                                  | 62                                     | 3077   |
| 驻马店市 Zhumadian      | 15087                          | 1                              | 1   |                     | 3             | 1   | 71              | 100             | 4                                  | 182                                    | 2872   |

# 行政区划和自然资源

## Divisions of Administrative Areas and Natural Resources



编 辑：方伟平

*Editor: Fang Weiping*

英文翻译：孙磊

*English translator: Sun Lei*

1-1 全省行政区划 (2000年底)

Administrative Division of Henan Province(End of 2000)

单位: 个

(unit)

| 市<br>City            | 土地<br>面积<br>(平方公里)<br>Land<br>Area<br>(sq.km) | 市<br>City | 省辖市  | 县级市                             | 县<br>County | 市辖区   | 镇<br>Town-<br>ships | 乡<br>Town-<br>ships | 街道<br>办事处<br>Urban<br>Subdi-<br>strict<br>Offices | 居民<br>委员会<br>Neighbo-<br>urhood<br>Committi-<br>tees | 村民<br>委员会<br>Village<br>Committi-<br>tees |
|----------------------|---|-----------|--|---------------------------------|-------------|---|---------------------|---------------------|---|--|---|
|                      |   |           | Cities<br>Under the<br>Jurisdi-<br>cation of<br>Province | Cities<br>at<br>County<br>Level |             | Districts<br>Under<br>the Juris-<br>dication<br>of City |                     |                     |   |  |   |
| <b>全 省 Total</b>     | <b>167000</b>                                 | <b>38</b> | <b>17</b>  | <b>21</b>                       | <b>89</b>   | <b>48</b>   | <b>844</b>          | <b>1285</b>         | <b>287</b>  | <b>4159</b>  | <b>48206</b>                              |
| 郑 州 市 Zhengzhou      | 7446  | 6         | 1  | 5                               | 1           | 6   | 78                  | 40                  | 43  | 662  | 2316                                      |
| 开 封 市 Kaifeng        | 6444  | 1         | 1  |                                 | 5           | 5   | 31                  | 62                  | 23  | 286  | 2301                                      |
| 洛 阳 市 Luoyang        | 15200   | 2         | 1  | 1                               | 8           | 6   | 61                  | 98                  | 34  | 462  | 2988                                      |
| 平 顶 山 市 Pingdingshan | 7882  | 3         | 1  | 2                               | 4           | 4   | 36                  | 63                  | 25  | 309  | 2609                                      |
| 安 阳 市 Anyang         | 7413  | 2         | 1  | 1                               | 4           | 4   | 43                  | 52                  | 22  | 299  | 3284                                      |
| 鹤 壁 市 Hebi           | 2182  | 1         | 1  |                                 | 2           | 3   | 10                  | 15                  | 10  | 75   | 877                                       |
| 新 乡 市 Xinxiang       | 8169  | 3         | 1  | 2                               | 6           | 4   | 51                  | 102                 | 22  | 316  | 3556                                      |
| 焦 作 市 Jiaozhuo       | 4071  | 3         | 1  | 2                               | 4           | 4   | 39                  | 46                  | 31  | 348  | 1823                                      |
| 濮 阳 市 Puyang         | 4266  | 1         | 1  |                                 | 5           | 1   | 17                  | 61                  | 7   | 148  | 2950                                      |
| 许 昌 市 Xuchang        | 4996  | 3         | 1  | 2                               | 3           | 1   | 34                  | 48                  | 14  | 117  | 2333                                      |
| 漯 河 市 Luohe          | 2617  | 1         | 1  |                                 | 3           | 1   | 26                  | 25                  | 4   | 102  | 1247                                      |
| 三 门 峡 市 Shanmenxia   | 10496   | 3         | 1  | 2                               | 3           | 1   | 29                  | 47                  | 10  | 156  | 1350                                      |
| 南 阳 市 Nanyang        | 26600   | 2         | 1  | 1                               | 10          | 2   | 116                 | 111                 | 5   | 185  | 4626                                      |
| 商 丘 市 Shangqiu       | 10704   | 2         | 1  | 1                               | 6           | 2   | 58                  | 134                 | 14  | 223  | 4620                                      |
| 信 阳 市 Xinyang        | 19541   | 1         | 1  |                                 | 8           | 2   | 69                  | 142                 | 7   | 185  | 3096                                      |
| 周 口 市 Zhoukou        | 11959   | 2         | 1  | 1                               | 8           | 1   | 81                  | 100                 | 8   | 62   | 4877                                      |
| 驻 马 店 市 Zhumadian    | 15083   | 1         | 1  |                                 | 9           | 1   | 57                  | 135                 | 4   | 162  | 2872                                      |
| 济 源 市 Jiyuan         | 1931  | 1         |  | 1                               |             |   | 8                   | 4                   | 4   | 62   | 481                                       |



1-2 各市、县(市、区)名称(2000年底)

Name of Administrative Area (End of 2000)

| 市<br>Cities             | 县(市、区)数<br>(个)<br>Counties<br>(unit) | 市 辖 县<br>Counties Under the Jurisdiction of Cities   | 市 辖 区<br>Districts Under the Jurisdiction of Cities   | 县级市<br>Cities at<br>County Level  |
|-------------------------|--------------------------------------|--|---|---|
| 郑 州 市<br>Zhengzhou      | 12                                   | 中牟<br>Zhongmou   | 中原区、二七区、管城回族区、<br>金水区、上街区、邙山区<br>Zhongyuan, Erqi, Guancheng Huizu,<br>Jinshui, Shangjie, Mangshan | 巩义市 Gongyi<br>荥阳市 Xingyang<br>新郑市 Xinzheng<br>登封市 Dengfeng<br>新密市 Xinmi |
| 开 封 市<br>Kaifeng        | 10                                   | 杞县、通许、尉氏、开封、兰考<br>Qixian, Tongxu, Weishi, Kaifeng, Lankao  | 龙亭区、顺河回族区、鼓楼区、南关区、郊区<br>Longting, Shunhe Huizu, Gulou, Nanguan, Jiaoqu                            |   |
| 洛 阳 市<br>Luyang         | 15                                   | 孟津、新安、栾川、嵩县、汝阳、宜阳、<br>洛宁、伊川<br>Mengjin, Xin'an, Luanchuan, Shangxian,<br>Ruyang, Yiyang, Luoning, Yichuan                    | 老城区、西工区、瀍河回族区、<br>涧西区、吉利区、洛龙区<br>Lancheng, Xigong, Chanhe Huizu,<br>Jianxi, Jili, Luolong         | 偃师市<br>Yanshi   |
| 平 顶 山 市<br>Pingdingshan | 10                                   | 宝丰、叶县、鲁山、郟县<br>Baofeng, Yexian, Lushan, Jiaxian  | 新华区、卫东区、淇河区、石龙区<br>Xinhua, Weidong, Zhanhe, Shilong   | 汝州市 Ruzhou<br>舞钢市 Wugang  |
| 安 阳 市<br>Anyang         | 9                                    | 安阳、汤阴、滑县、内黄<br>Anyang, Tangyin, Huaxian, Nenuang   | 文峰区、北关区、铁西区、郊区<br>Wenfeng, Beiguan, Tiexi, Jiaoqu   | 林州市<br>Linzhou  |
| 鹤 壁 市<br>Hebi           | 5                                    | 浚县、淇县<br>Xunxian, Qixian   | 鹤山区、山城区、郊区<br>Heshan, Shancheng, Jiaoqu   |   |
| 新 乡 市<br>Xinxiang       | 12                                   | 新乡、获嘉、原阳、延津、封丘、长垣<br>Xinxiang, Huojia, Yuanyang,<br>Yanjin, Fengqiu, Changyuan   | 红旗区、新华区、北站区、郊区<br>Hongqi, Xinhua, Beizhan, Jiaoqu   | 卫辉市 Weihui<br>辉县市 Huixian   |
| 焦 作 市<br>Jiaozhuo       | 10                                   | 修武、博爱、武陟、温县<br>Xiuwu, Boai, Wuzhi, Wenxian   | 解放区、中站区、马村区、山阳区<br>Jiefang, Zhongzhan, Machun, Shanyang   | 沁阳市 Qinyang<br>孟州市 Mengzhou   |
| 濮 阳 市<br>Puyang         | 6                                    | 清丰、南乐、范县、台前、濮阳<br>Qingfeng, Nanle, Fanxian, Taiqian, Puyang  | 市区<br>Shiqu   |   |
| 许 昌 市<br>Xuchang        | 6                                    | 许昌、鄢陵、襄城<br>Xuchang, Yanling, Xiangcheng   | 魏都区<br>Weidu  | 禹州市 Yuzhou<br>长葛市 Changge   |
| 漯 河 市<br>Lyohe          | 4                                    | 舞阳、临颍、郾城<br>Wuyang, Linying, Yancheng  | 源汇区<br>Yuanhui  |   |
| 三 门 峡 市<br>Shangmenxia  | 6                                    | 渑池、陕县、卢氏<br>Mianchi, Shanxian, Lushi   | 湖滨区<br>Hubin  | 义马市 Yima<br>灵宝市 Lingbao   |
| 南 阳 市<br>Nanyang        | 13                                   | 南召、方城、西峡、镇平、内乡、<br>淅川、社旗、唐河、新野、桐柏<br>Nanzhao, Fangcheng, Xixia, Zhenping, Neixiang<br>Xichuan, Sheqi, Tanghe, Xinye, Tongbai | 卧龙区、宛城区<br>Wolong, Wancheng   | 邓州市<br>Dengzhou   |
| 商 丘 市<br>Shangqiu       | 9                                    | 虞城、民权、宁陵、睢县、夏邑、<br>柘城<br>Yucheng, Minquan, Ningling, Shuixian, Xiayi,<br>Zhecheng  | 梁园区、睢阳区<br>Liang Yuan, Shuiyang   | 永城市<br>Yongcheng  |
| 信 阳 市<br>Xinyang        | 10                                   | 息县、淮滨、潢川、光山、固始、<br>商城、罗山、新县<br>Xixian, Huaibin, Huangchuan, Guangshan, Gushi,<br>Shangcheng, Luoshan, Xinxian                | 狮河区、平桥区<br>Shihe, Pingqiao  |   |
| 周 口 市<br>Zhoukou        | 10                                   | 扶沟、西华、商水、太康、鹿邑、<br>郸城、淮阳、沈丘<br>Fugou, Xihua, Shangshui, Taikang, Luyi,<br>Dancheng, Huaiyang, Shenqiu                        | 川汇区<br>Chuanhui   | 项城市<br>XiangCheng   |
| 驻 马 店 市<br>Zhumadian    | 10                                   | 确山、泌阳、遂平、西平、上蔡、<br>汝南、平舆、新蔡、正阳<br>Queshan, Beiyang, Shuiping, Xiping, Shangchai<br>Runan, Pingyu, Xinchai, Zhengyang         | 驿城区<br>Yicheng  |   |
| 济 源 市<br>Jiyuan         | 1                                    |  |   | 济源市<br>Jiyuan   |

注:经国务院批准,周口地区、驻马店地区整建制改市,取消原县级周口市、驻马店市,分别设立周口市川汇区、驻马店市驿城区;洛阳市郊区改为洛龙区。

a) Authorized by the State Council, Zhoukou and Zhumadian prefecture have been rearranged for cities on the whole, repeal the Zhoukou City and Zhumadian City at County level. Set up the Chuanhui in Zhoukou City and the Yicheng District in Zhumadian City, Jiao qu in Luoyang has been rearranged for Luolong District.

# 1-3 人口和自然资源

## Population and Natural Resources

| 项 目               | Item  | 2000             |
|-------------------|---|------------------|
| <b>人口</b>         | <b>Population</b>                           |                  |
| 年底总人口(万人)         | Year-end Population(10 000 persons)         | 9488             |
| 人口密度(人/平方公里)      | Density of Population(person/sq.km)         | 568              |
| <b>地理位置</b>       | <b>Geographical Position</b>                |                  |
| 东经                | East Longitude                              | 110°21' ~116°39' |
| 北纬                | North Latitude                              | 31°23' ~36°22'   |
| <b>土地</b>         | <b>Land</b>                                 |                  |
| 土地面积(万平方公里)       | Land Area(sq.km)                            | 16.70            |
| 按地形分              | By Topographic Feature                      |                  |
| 山区                | Mountain Area                               | 4.44             |
| 丘陵                | Hills                                       | 2.96             |
| 平原                | Plain                                       | 9.30             |
| 在山区、丘陵面积中         | In Mountains and Hills                      |                  |
| 太行山脉              | Taihang Mountains                           | 0.83             |
| 伏牛山脉              | Funiu Mountains                             | 4.97             |
| 桐柏山脉              | Tongbai Mountains                           | 0.21             |
| 大别山脉              | Dabie Mountains                             | 1.39             |
| 按四大水系分            | By Major River System                       |                  |
| 淮河流域              | Huaihe River                                | 8.83             |
| 黄河流域              | Yellow River                                | 3.62             |
| 海河流域              | Hai River                                   | 1.53             |
| 长江流域              | Yangtze River                               | 2.72             |
| <b>气候</b>         | <b>Climate</b>                              |                  |
| 平均气温(摄氏度)         | Average Temperature(°C)                     | 12.3~16.2        |
| 年降水总量(毫米)         | Total precipitation(millimeters)            | 431~1562         |
| 日照时数(小时)          | Sunshine Hours(Hours)                       | 1826~2439        |
| <b>林木资源</b>       | <b>Forest Resources</b>                     |                  |
| 有林地面积(万公顷)        | Forest Area(10000 hectares)                 | 209.01           |
| 森林覆盖率(%)          | Forest-coverage Rate(%)                     | 19.8             |
| 活立木蓄积量(亿立方米)      | Standing Stock Volume(100 million cu.m)     | 1.32             |
| <b>水利资源</b>       | <b>Water Resources</b>                      |                  |
| 河川年径流总量(亿立方米)     | Surface Runoff Volume(100 million cu.m)     | 298.9            |
| 水面总面积(千公顷)        | Water Area(1 000 hectares)                  | 388.27           |
| #可养殖面积            | Cultivable Area                             | 214.2            |
| #已养殖面积            | Cultivated Area                             | 189.15           |
| 水力资源理论蕴藏量(万千瓦)    | Theoretical Hydropower Resources(10 000 kw) | 484              |
| #可开发量             | Developable Resources                       | 323              |
| <b>矿产资源(保有储量)</b> | <b>Mineral Resources (Ensured Reserves)</b> |                  |
| 煤(亿吨)             | Coal(100 million ton)                       | 230.18           |
| 铁(矿石亿吨)           | Iron Ore(100 million ton)                   | 10.40            |
| 铝(矿石亿吨)           | Bauxite(100 million ton)                    | 3.85             |

## 主要统计指标解释

**森林覆盖率** 通常是指森林面积占土地面积之比，一般用百分数表示。但国家规定在计算森林覆盖率时，森林面积还包括灌木林面积、农田林网树占地面积以及四旁树木的覆盖面积。森林覆盖率，是反映一个国家或地区森林资源和绿化水平的重要指标。计算公式为：

$$\text{森林覆盖率(\%)} = (\text{森林面积} / \text{土地面积}) \times 100\%$$

**活立木蓄积量** 指全部土地上树木蓄积的总量。包括森林蓄积，疏林蓄积，散生木蓄积和四旁树蓄积。

**矿产保有储量** 指探明的矿产储量(包括工业储量和远景储量)扣除已开采部分和地下损失量后的年底实有储量。它反映一个国家或地区矿产资源的现状。

## Explanatory Notes on Main Statistical Indicators

**Forest Coverage Rate** refers to the ratio of area of afforested land to total land area. This indicator shows the forest resources and afforestation progress of a country or a region. According to regulations of the government, in addition to afforested land, the area of bush forest, the area of forest land inside farm land and the area of trees planted by the side of farm houses and along the roads, rivers and fields should also be included in the area of afforested land in the calculation of the forest coverage-rate. The formula for calculating forest coverage rate is as follows:

Forestry coverage rate (%) = (Area of Afforested Land / Area of Total Land) × 100%

**Total Standing Stock Volume** refers to the total stock volume of trees growing in land, including trees in forest, trees in sparse forest, scattered trees and trees planted by the side of farm houses and along the roads, rivers and fields.

**Ensured Mineral Reserves** refer to the actual mineral reserves, which equal to the proven mineral reserves (including industrial reserves and prospective reserves) minus extracted parts and under ground losses. This indicator shows the current condition of the mineral resources of a country.



## 2-1 基本单位数

### Institutional Units



| 年份<br>Year | 法人单位<br>Institutional Units | 产业法人<br>产业法人           |                       | 产业活动单位数<br>Establishments Units | 在多个产业法人的活动单位<br>Units of Multi-sector |
|------------|-----------------------------|------------------------|-----------------------|---------------------------------|---------------------------------------|
|            |                             | 单产业法人<br>Single Sector | 多产业法人<br>Multi-sector |                                 |                                       |
| 1996       | 221609                      | 203602                 | 18007                 | 341133                          | 137524                                |
| 1997       | 217803                      | 200130                 | 17673                 | 336064                          | 135934                                |
| 1998       | 232775                      | 216381                 | 16394                 | 347599                          | 131218                                |
| 1999       | 223741                      | 208188                 | 15553                 | 334889                          | 126701                                |
| 2000       | 225806                      | 210590                 | 15216                 | 336330                          | 125740                                |

## 2-2 按三次产业分的基本单位数及构成

### Institutional Units and Composition By Industry

| 年份<br>Year                            | 单位数<br>(个)<br>Number of Enterprises<br>(unit) | 第一产业<br>Primary Industry |                         | 第二产业<br>Secondary Industry |                         | 第三产业<br>Tertiary Industry |                         |
|---------------------------------------|---|--------------------------|-------------------------|----------------------------|-------------------------|---------------------------|-------------------------|
|                                       |   | 绝对数<br>Value             | 构成(%)<br>Composition(%) | 绝对数<br>Value               | 构成(%)<br>Composition(%) | 绝对数<br>Value              | 构成(%)<br>Composition(%) |
| <b>法人单位</b><br>Institutional Units    |   |                          |                         |                            |                         |                           |                         |
| 1996                                  | 221609  | 3613                     | 1.6                     | 171771                     | 39.2                    | 130525                    | 58.9                    |
| 1997                                  | 217803  | 4101                     | 1.9                     | 148148                     | 39.2                    | 128214                    | 58.9                    |
| 1998                                  | 232775  | 5032                     | 2.2                     | 97176                      | 41.9                    | 130167                    | 55.9                    |
| 1999                                  | 223741  | 4904                     | 2.2                     | 98176                      | 40.5                    | 128261                    | 57.3                    |
| 2000                                  | 225806  | 5035                     | 2.2                     | 91865                      | 40.3                    | 129906                    | 57.5                    |
| <b>产业活动单位</b><br>Establishments Units |   |                          |                         |                            |                         |                           |                         |
| 1996                                  | 341133  | 4446                     | 1.3                     | 93827                      | 28.1                    | 240860                    | 70.6                    |
| 1997                                  | 336064  | 4936                     | 1.5                     | 95405                      | 27.8                    | 237723                    | 70.7                    |
| 1998                                  | 347599  | 5601                     | 1.7                     | 104649                     | 30.1                    | 237149                    | 68.2                    |
| 1999                                  | 334889  | 5641                     | 1.7                     | 96979                      | 29                      | 232269                    | 69.3                    |
| 2000                                  | 336330  | 5755                     | 1.7                     | 97891                      | 28.8                    | 233574                    | 69.5                    |

**综合**  
General Survey

## 2-3 各市基本单位数(2000年)

### Institutional Units By Cities (2000)

| 单位:个 |                  | (unit)                       |                        |                       |                                 |                                       |
|------|------------------|------------------------------|------------------------|-----------------------|---------------------------------|---------------------------------------|
| 市    | City             | 法人单位数<br>Institutional Units | 单产业法人<br>Single Sector | 多产业法人<br>Multi-sector | 产业活动单位数<br>Establishments Units | 在多个产业法人的活动单位<br>Units of Multi-sector |
| 全    | 省 Total          | 225806                       | 210590                 | 15216                 | 336330                          | 125740                                |
| 郑    | 州市 Zhengzhou     | 23538                        | 24425                  | 1113                  | 32800                           | 8375                                  |
| 开    | 封市 Kaifeng       | 10885                        | 10236                  | 649                   | 15620                           | 5384                                  |
| 洛    | 阳市 Luoyang       | 16149                        | 15084                  | 1065                  | 23584                           | 6506                                  |
| 平    | 顶山市 Pingdingshan | 11076                        | 10357                  | 719                   | 17538                           | 7151                                  |
| 安    | 阳市 Anyang        | 14196                        | 12949                  | 1227                  | 21594                           | 8525                                  |
| 鹤壁   | 市 Hebi           | 4538                         | 4179                   | 359                   | 6854                            | 2705                                  |
| 新乡   | 市 Xinxiang       | 13748                        | 12869                  | 879                   | 20039                           | 7070                                  |
| 焦作   | 市 Jiaozuo        | 9434                         | 8825                   | 609                   | 12874                           | 4049                                  |
| 濮阳   | 市 Puyang         | 9447                         | 8937                   | 510                   | 13559                           | 4602                                  |
| 许昌   | 市 Xuchang        | 10925                        | 10061                  | 864                   | 15551                           | 5193                                  |
| 漯河   | 市 Luohe          | 5984                         | 5617                   | 367                   | 7269                            | 3269                                  |
| 三门峡  | 市 Sanmenxia      | 8525                         | 7354                   | 1171                  | 9454                            | 3454                                  |
| 商丘   | 市 Shangqiu       | 23496                        | 21146                  | 2350                  | 13116                           | 4722                                  |
| 许昌   | 市 Xuchang        | 15279                        | 14339                  | 940                   | 17279                           | 6440                                  |
| 信阳   | 市 Xinyang        | 15963                        | 14451                  | 1512                  | 17279                           | 6440                                  |
| 周口   | 市 Zhoukou        | 14079                        | 12988                  | 1091                  | 17279                           | 6440                                  |
| 驻马店  | 市 Zhumadian      | 15614                        | 14824                  | 790                   | 17279                           | 6440                                  |
| 济源   | 市 Jiyuan         | 1890                         | 1762                   | 128                   | 2710                            | 940                                   |



河南统计年鉴  
HENAN STATISTICAL YEARBOOK

**编 者：** 徐 慧 方伟平  
*Editors:* Xu Hui Fang Weiping

**英文翻译：** 方伟平  
*English translator:* Fang Weiping

## 2-1 基本单位数

### Institutional Units

单位: 个 (unit)

| 年份<br>Year | 法人单位数<br>Institutional Units |                       |                        | 产业活动单位数<br>Establishments Units |                                      |
|------------|------------------------------|-----------------------|------------------------|---------------------------------|--------------------------------------|
|            | 单产业法人<br>Single Sector       | 多产业法人<br>Multi-sector | 单产业法人<br>Single Sector | 多产业法人<br>Multi-sector           | #多产业法人的活动单位<br>Units of Multi-sector |
| 1996       | 221609                       | 203602                | 18007                  | 341133                          | 137531                               |
| 1997       | 217803                       | 200130                | 17673                  | 336064                          | 135934                               |
| 1998       | 232775                       | 216381                | 16394                  | 347599                          | 131218                               |
| 1999       | 223741                       | 208188                | 15553                  | 334889                          | 126701                               |
| 2000       | 225806                       | 210590                | 15216                  | 336330                          | 125740                               |

## 2-2 按三次产业分的基本单位数及构成

### Institutional Units and Composition By Industry

| 年份<br>Year                             | 单位数<br>(个)<br>Number of<br>Enterprised<br>(unit) | 第一产业<br>Primary Industry            |                          | 第二产业<br>Secondary Industry |                          | 第三产业<br>Tertiary Industry |                          |
|--|--|-------------------------------------|--------------------------|----------------------------|--------------------------|---------------------------|--------------------------|
|  |  | 绝对数<br>Value                        | 构成 (%)<br>Composition(%) | 绝对数<br>Value               | 构成 (%)<br>Composition(%) | 绝对数<br>Value              | 构成 (%)<br>Composition(%) |
|  |  | <b>法人单位<br/>Institutional Units</b> |                          |                            |                          |                           |                          |
| 1996                                   | 221609   | 3613                                | 1.6                      | 87471                      | 39.5                     | 130525                    | 58.9                     |
| 1997                                   | 217803   | 4101                                | 1.9                      | 85488                      | 39.2                     | 128214                    | 58.9                     |
| 1998                                   | 232775   | 5032                                | 2.2                      | 97576                      | 41.9                     | 130167                    | 55.9                     |
| 1999                                   | 223741   | 4904                                | 2.2                      | 90576                      | 40.5                     | 128261                    | 57.3                     |
| 2000                                   | 225806   | 5035                                | 2.2                      | 90865                      | 40.3                     | 129906                    | 57.5                     |
| <b>产业活动单位<br/>Establishments Units</b> |  |                                     |                          |                            |                          |                           |                          |
| 1996                                   | 341133   | 4446                                | 1.3                      | 95827                      | 28.1                     | 240860                    | 70.6                     |
| 1997                                   | 336064   | 4936                                | 1.5                      | 93405                      | 27.8                     | 237723                    | 70.7                     |
| 1998                                   | 347599   | 5801                                | 1.7                      | 104649                     | 30.1                     | 237149                    | 68.2                     |
| 1999                                   | 334889   | 5641                                | 1.7                      | 96979                      | 29                       | 232269                    | 69.3                     |
| 2000                                   | 336330   | 5755                                | 1.7                      | 97001                      | 28.8                     | 233574                    | 69.5                     |

## 2-3 各市基本单位数 (2000年)

### Institutional Units By Cities (2000)

单位: 个 (unit)

| 市<br>City         | 法人单位数<br>Institutional Units |                       |                        | 产业活动单位数<br>Establishments Units |                                      |
|-------------------|------------------------------|-----------------------|------------------------|---------------------------------|--------------------------------------|
|                   | 单产业法人<br>Single Sector       | 多产业法人<br>Multi-sector | 单产业法人<br>Single Sector | 多产业法人<br>Multi-sector           | #多产业法人的活动单位<br>Units of Multi-sector |
| <b>全省 Total</b>   | <b>225806</b>                | <b>210590</b>         | <b>15216</b>           | <b>336330</b>                   | <b>125740</b>                        |
| 郑州市 Zhengzhou     | 25538                        | 24425                 | 1113                   | 32800                           | 8375                                 |
| 开封市 Kaifeng       | 10885                        | 10236                 | 649                    | 15620                           | 5384                                 |
| 洛阳市 Luoyang       | 16149                        | 15084                 | 1065                   | 23584                           | 8500                                 |
| 平顶山市 Pingdingshan | 11076                        | 10357                 | 719                    | 17538                           | 7181                                 |
| 安阳市 Anyang        | 14196                        | 12969                 | 1227                   | 21594                           | 8625                                 |
| 鹤壁市 Hebi          | 4538                         | 4179                  | 359                    | 6884                            | 2705                                 |
| 新乡县 Xinxiang      | 13788                        | 12969                 | 819                    | 20039                           | 7070                                 |
| 焦作市 Jiaozuo       | 9434                         | 8825                  | 609                    | 12874                           | 4049                                 |
| 濮阳市 Puyang        | 9447                         | 8937                  | 510                    | 13539                           | 4602                                 |
| 许昌市 Xuchang       | 10925                        | 10061                 | 864                    | 15854                           | 5793                                 |
| 漯河市 Luohe         | 5984                         | 5617                  | 367                    | 8886                            | 3269                                 |
| 三门峡市 Sanmenxia    | 8525                         | 7354                  | 1171                   | 15808                           | 8454                                 |
| 南阳市 Nanyang       | 22496                        | 21146                 | 1350                   | 34262                           | 13116                                |
| 商丘市 Sangqiu       | 15279                        | 14339                 | 940                    | 23631                           | 9292                                 |
| 信阳市 Xinyang       | 15963                        | 14451                 | 1512                   | 24112                           | 9661                                 |
| 周口市 Zhoukou       | 14079                        | 12988                 | 1091                   | 24529                           | 11541                                |
| 驻马店市 Zhumadian    | 15614                        | 14891                 | 723                    | 22066                           | 7175                                 |
| 济源市 Jiyuan        | 1890                         | 1762                  | 128                    | 2710                            | 948                                  |



## 2-4 按登记注册类型分组的基本单位数 (2000年)

## Institutional Units By Registration Status(2000)

单位: 个

(unit)

| 登记注册类型<br>Grouped by Registration Status   | 法人<br>单位数<br>Institutional<br>Units | 单产业<br>法人<br>Single<br>Sector | 多产业<br>法人<br>Multi-<br>sector | 产业活动<br>单位数                  |   |
|--|-------------------------------------|-------------------------------|-------------------------------|------------------------------|---|
|  |                                     |                               |                               | Establish-<br>ments<br>Units | #多产业<br>法人的<br>活动单位<br>Establish-<br>ments<br>Units of<br>Multisector |
| <b>全省总计</b>                                | <b>225806</b>                       | <b>210590</b>                 | <b>15216</b>                  | <b>336330</b>                | <b>125740</b>   |
| <b>内资</b>                                  | <b>223950</b>                       | <b>208766</b>                 | <b>15184</b>                  | <b>334393</b>                | <b>125627</b>   |
| <b>Domestic-Funded Enterprises</b>         |                                     |                               |                               |                              |   |
| 国有   | 52020                               | 43404                         | 8616                          | 104563                       | 61159   |
| State-owned                                |                                     |                               |                               |                              |   |
| 集体   | 121458                              | 115544                        | 5914                          | 176776                       | 61232   |
| Collective-owned                           |                                     |                               |                               |                              |   |
| 股份合作                                       | 3253                                | 3155                          | 98                            | 3615                         | 460   |
| Cooperative                                |                                     |                               |                               |                              |   |
| 国有联营                                       | 60                                  | 56                            | 4                             | 65                           | 9   |
| State Joint Ownership                      |                                     |                               |                               |                              |   |
| 集体联营                                       | 594                                 | 588                           | 6                             | 603                          | 15  |
| Collective Joint Ownership                 |                                     |                               |                               |                              |   |
| 国有与集体联营                                    | 71                                  | 63                            | 8                             | 97                           | 34  |
| Joint State-collective                     |                                     |                               |                               |                              |   |
| 其他联营                                       | 264                                 | 260                           | 4                             | 275                          | 15  |
| Other Joint Ownership                      |                                     |                               |                               |                              |   |
| 国有独资公司                                     | 220                                 | 171                           | 49                            | 378                          | 207   |
| State-funded Corporations                  |                                     |                               |                               |                              |   |
| 其他有限责任公司                                   | 4126                                | 3903                          | 223                           | 5001                         | 1098  |
| Other Limited Liability Corporations       |                                     |                               |                               |                              |   |
| 股份有限公司                                     | 1969                                | 1788                          | 181                           | 2566                         | 778   |
| Share-holding Corporations Ltd.            |                                     |                               |                               |                              |   |
| 私营独资                                       | 29122                               | 29104                         | 18                            | 29447                        | 343   |
| Private-funded                             |                                     |                               |                               |                              |   |
| 私营合作                                       | 7032                                | 7024                          | 8                             | 7131                         | 107   |
| Private Partnership                        |                                     |                               |                               |                              |   |
| 私营有限责任公司                                   | 2991                                | 2940                          | 51                            | 3080                         | 140   |
| Private Limited Liability Corporations     |                                     |                               |                               |                              |   |
| 私营股份有限公司                                   | 580                                 | 576                           | 4                             | 590                          | 14  |
| Private Share-holding Corporations Ltd.    |                                     |                               |                               |                              |   |
| 其他内资                                       | 190                                 | 190                           |                               | 206                          | 16  |
| Other                                      |                                     |                               |                               |                              |   |
| <b>港澳台商投资</b>                              | <b>1103</b>                         | <b>1079</b>                   | <b>24</b>                     | <b>1152</b>                  | <b>73</b>   |
| <b>Enterprises With Investment</b>         |                                     |                               |                               |                              |   |
| <b>from Hong Kong, Macao and Taiwan</b>    |                                     |                               |                               |                              |   |
| 与港澳台商合资经营                                  | 822                                 | 803                           | 19                            | 855                          | 52  |
| Joint-venture Enterprises With Funds       |                                     |                               |                               |                              |   |
| from Hong Kong, Macao and Taiwan           |                                     |                               |                               |                              |   |
| 与港澳台商合作经营                                  | 58                                  | 58                            |                               | 58                           |   |
| Cooperative Enterprises With Funds         |                                     |                               |                               |                              |   |
| from Hong Kong, Macao and Taiwan           |                                     |                               |                               |                              |   |
| 港澳台商独资                                     | 197                                 | 192                           | 5                             | 212                          | 20  |
| Enterprises with Sole Investment from      |                                     |                               |                               |                              |   |
| Hong Kong, Macao and Taiwan                |                                     |                               |                               |                              |   |
| 港澳台商投资                                     | 26                                  | 26                            |                               | 27                           | 1   |
| Share-holding Corporations                 |                                     |                               |                               |                              |   |
| 股份有限公司                                     |                                     |                               |                               |                              |   |
| Ltd. with Investment from                  |                                     |                               |                               |                              |   |
| Hong Kong, Macao and Taiwan                |                                     |                               |                               |                              |   |
| <b>外商投资</b>                                | <b>753</b>                          | <b>745</b>                    | <b>8</b>                      | <b>785</b>                   | <b>40</b>   |
| <b>Enterprises With Foreign Investment</b> |                                     |                               |                               |                              |   |
| 中外合资经营                                     | 585                                 | 577                           | 8                             | 615                          | 38  |
| Joint-venture Enterprises                  |                                     |                               |                               |                              |   |
| 中外合作经营                                     | 46                                  | 46                            |                               | 47                           | 1   |
| Cooperation Enterprises                    |                                     |                               |                               |                              |   |
| 外商独资                                       | 116                                 | 116                           |                               | 116                          |   |
| Enterprises with Sole Foreign Investment   |                                     |                               |                               |                              |   |
| 外商投资股份                                     | 6                                   | 6                             |                               | 7                            | 1   |
| Share-holding Corporations                 |                                     |                               |                               |                              |   |
| 有限公司                                       |                                     |                               |                               |                              |   |
| Ltd. with Foreign Investment               |                                     |                               |                               |                              |   |

## 2-5 按行业分的基本单位数 (2000年)

## Institutional Units By Sector(2000)

单位: 个

(unit)

| 行 业                 | Sector  | 法人<br>单位数                   |                  | 产业活动<br>单位数      |                              |  |
|---------------------|---|-----------------------------|------------------|------------------|------------------------------|--|
|                     |   | 单产业<br>法人                   | 多产业<br>法人        | 单产业<br>法人        | 多产业<br>法人的<br>活动单位           |  |
|                     |   | Institu-<br>tional<br>Units | Single<br>Sector | Multi-<br>sector | Establi-<br>shments<br>Units | Establi-<br>shments<br>Units of<br>Multisector |
| <b>全省总计</b>         | <b>Total</b>  | <b>225806</b>               | <b>210590</b>    | <b>15216</b>     | <b>336330</b>                | <b>125740</b>                                  |
| <b>农、林、牧、渔业</b>     | <b>Farming, Forestry, Animal<br/>Husbandry and Fishery</b>        | <b>8407</b>                 | <b>8208</b>      | <b>199</b>       | <b>11793</b>                 | <b>3585</b>                                    |
| 农业                  | Farming   | 1336                        | 1297             | 39               | 1583                         | 286  |
| 林业                  | Forestry  | 583                         | 572              | 11               | 834                          | 262  |
| 畜牧业                 | Animal Husbandry  | 2725                        | 2700             | 25               | 2870                         | 170  |
| 渔业                  | Fishery   | 391                         | 388              | 3                | 468                          | 80   |
| 农、林、牧、渔服务业          | Agricultural Services   | 3372                        | 3251             | 121              | 6038                         | 2787   |
| <b>采掘业</b>          | <b>Mining and Quarrying</b>                                       | <b>5910</b>                 | <b>5835</b>      | <b>75</b>        | <b>6104</b>                  | <b>269</b>                                     |
| 煤炭采选业               | Coal Mining and Dressing  | 2450                        | 2406             | 44               | 2552                         | 146  |
| 石油和天然气开采业           | Extraction of Petroleum and Natural Gas                           | 5                           | 1                | 4                | 22                           | 21   |
| 黑色金属矿采选业            | Mining and Dressing of Ferrous Metals                             | 369                         | 368              | 1                | 382                          | 14   |
| 有色金属矿采选业            | Mining and Dressing of Nonferrous Metals                          | 719                         | 700              | 19               | 729                          | 29   |
| 非金属矿采选业             | Mining and Dressing of Nonmetal Minerals                          | 2340                        | 2334             | 6                | 2392                         | 58   |
| 其他矿采选业              | Mining and Dressing of Other Minerals                             | 27                          | 26               | 1                | 27                           | 1  |
| <b>制造业</b>          | <b>Manufacturing</b>  | <b>78964</b>                | <b>77987</b>     | <b>977</b>       | <b>83479</b>                 | <b>5492</b>                                    |
| 食品加工业               | Food Processing   | 9198                        | 9130             | 68               | 10039                        | 909  |
| 食品制造业               | Food Making   | 2526                        | 2494             | 32               | 2748                         | 254  |
| 饮料制造业               | Beverages Making  | 1331                        | 1297             | 34               | 1406                         | 109  |
| 烟草加工业               | Tobacco Processing  | 47                          | 39               | 8                | 82                           | 43   |
| 纺织业                 | Textiles  | 2532                        | 2467             | 65               | 2853                         | 386  |
| 服装及其他纤维制品制造业        | Garments and Other Fiber Products                                 | 1233                        | 1214             | 19               | 1348                         | 134  |
| 皮革、毛皮、羽绒及其制品业       | Leather, Furs, Down and Related Products                          | 1274                        | 1261             | 13               | 1319                         | 58   |
| 木材加工及竹、藤、棕、<br>草制品业 | Timber Processing, Bamboo, Cane,<br>Palm Fiber and Straw Products | 2253                        | 2250             | 3                | 2322                         | 72   |
| 家具制造业               | Furniture Manufacturing   | 1866                        | 1853             | 13               | 1960                         | 107  |
| 造纸及纸制品业             | Papermaking and Paper Products                                    | 2714                        | 2689             | 25               | 2811                         | 122  |
| 印刷业、记录媒介的复制         | Printing and Record Medium Reproduction                           | 1412                        | 1371             | 41               | 1587                         | 216  |
| 文教体育用品制造业           | Cultural, Educational and Sports Goods                            | 330                         | 328              | 2                | 367                          | 39   |
| 石油加工及炼焦业            | Petroleum Processing and Coking                                   | 431                         | 419              | 12               | 455                          | 36   |
| 化学原料及化学制品制造业        | Raw Chemical Materials and Chemical Products                      | 4157                        | 4090             | 67               | 4349                         | 259  |
| 医药制造业               | Medical and Pharmaceutical Products                               | 514                         | 499              | 15               | 548                          | 49   |
| 化学纤维制造业             | Chemical Fiber  | 104                         | 102              | 2                | 108                          | 6  |
| 橡胶制品业               | Rubber Products   | 457                         | 447              | 10               | 485                          | 38   |
| 塑料制品业               | Plastic Products  | 2598                        | 2575             | 23               | 2725                         | 150  |
| 非金属矿物制品业            | Nonmetal Mineral Products   | 26276                       | 26182            | 94               | 26853                        | 671  |
| 黑色金属冶炼及压延加工业        | Smelting and Pressing of Ferrous Metals                           | 842                         | 817              | 25               | 885                          | 68   |
| 有色金属冶炼及压延加工业        | Smelting and Pressing of Nonferrous Metals                        | 855                         | 839              | 16               | 905                          | 66   |
| 金属制品业               | Metal Products  | 2947                        | 2905             | 42               | 3122                         | 217  |
| 普通机械制造业             | Ordinary Machinery  | 3638                        | 3557             | 81               | 3844                         | 287  |
| 专用设备制造业             | Equipment for Special Purposes                                    | 3045                        | 2959             | 86               | 3225                         | 266  |

2-5 续表1 continued

单位: 个

(unit)

| 行 业                        | Sector   | 法人                          |                  |                  | 产业活动                         |   |
|----------------------------|--|-----------------------------|------------------|------------------|------------------------------|---|
|                            |  | 单位数                         | 单产业<br>法人        | 多产业<br>法人        | 单位数                          | #多产业<br>法人的<br>活动单位                         |
|                            |  | Institu-<br>tional<br>Units | Single<br>Sector | Multi-<br>sector | Establish-<br>ments<br>Units | Establishme-<br>nts Units of<br>Multisector |
| 交通运输设备制造业                  | Transport Equipment  | 1804                        | 1742             | 62               | 2069                         | 327   |
| 电气机械及器材制造业                 | Electric Equipment and Machinery   | 1568                        | 1512             | 56               | 1707                         | 195   |
| 电子及通信设备制造业                 | Electronic and Telecommunications Equipment                                | 252                         | 243              | 9                | 268                          | 25  |
| 仪器仪表及文化、<br>办公用机械制造业       | Instruments, Meters, Cultural and<br>Office Machinery                      | 286                         | 273              | 13               | 309                          | 36  |
| 其他制造业                      | Other Manufacturing  | 2474                        | 2433             | 41               | 2780                         | 347   |
| <b>电力、煤气及水的<br/>生产和供应业</b> | <b>Production and Supply of Electric Power,<br/>Gas and Water</b>          | <b>655</b>                  | <b>556</b>       | <b>99</b>        | <b>1136</b>                  | <b>580</b>                                  |
| 电力、蒸汽、热水的<br>生产和供应业        | Production and Supply of Electric Power,<br>Steam and Hot Water            | 450                         | 375              | 75               | 903                          | 528   |
| 煤气生产和供应业                   | Production and Supply of Gas   | 28                          | 25               | 3                | 28                           | 3   |
| 自来水的生产和供应业                 | Production and Supply of Tap Water   | 177                         | 156              | 21               | 205                          | 49  |
| <b>建筑业</b>                 | <b>Construction</b>  | <b>5336</b>                 | <b>5072</b>      | <b>264</b>       | <b>6282</b>                  | <b>1210</b>                                 |
| 土木工程建筑业                    | Civil Engineering Construction   | 4524                        | 4315             | 209              | 5163                         | 848   |
| 线路、管道和设备安装业                | Installation of lines, Pipelines and Equipment                             | 400                         | 352              | 48               | 582                          | 230   |
| 装修装饰业                      | Fitting and Decoration   | 412                         | 405              | 7                | 537                          | 132   |
| <b>地质勘查业、<br/>水利管理业</b>    | <b>Geological Prospecting and<br/>Water Conservancy</b>                    | <b>1015</b>                 | <b>953</b>       | <b>62</b>        | <b>1683</b>                  | <b>730</b>                                  |
| 地质勘查业                      | Geological Prospecting   | 136                         | 107              | 29               | 161                          | 54  |
| 水利管理业                      | Water Conservancy  | 879                         | 846              | 33               | 1522                         | 676   |
| <b>交通运输、仓储及<br/>邮电通信业</b>  | <b>Transportation, Storage, Postal and<br/>Telecommunications Services</b> | <b>2343</b>                 | <b>1961</b>      | <b>382</b>       | <b>6351</b>                  | <b>4390</b>                                 |
| 铁路运输业                      | Railway Transport  | 37                          | 28               | 9                | 359                          | 331   |
| 公路运输业                      | Highway Transport  | 753                         | 680              | 73               | 1090                         | 410   |
| 管道运输业                      | Pipeline Transport   | 3                           | 2                | 1                | 3                            | 1   |
| 水上运输业                      | Waterway Transport   | 32                          | 28               | 4                | 44                           | 16  |
| 航空运输业                      | Air Transport  | 3                           | 3                |                  | 4                            | 1   |
| 交通运输辅助业                    | Transport Subsidiary Services  | 726                         | 650              | 76               | 1167                         | 517   |
| 其他交通运输业                    | Other Transport  | 9                           | 8                | 1                | 8                            |   |
| 仓储业                        | Storage  | 350                         | 311              | 39               | 440                          | 129   |
| 邮电通信业                      | Postal and Telecommunications Services                                     | 430                         | 251              | 179              | 3236                         | 2985  |
| <b>批发和零售贸易、<br/>餐饮业</b>    | <b>Wholesale &amp; Retail Trade and<br/>Catering Services</b>              | <b>25794</b>                | <b>21981</b>     | <b>3813</b>      | <b>46987</b>                 | <b>25006</b>                                |
| 食品、饮料、烟草和<br>家庭用品批发业       | Wholesale Trade of Food, Beverage,<br>Tobacco and Household Articles       | 5818                        | 4506             | 1312             | 10613                        | 6107  |
| 能源、材料和机械电子<br>设备批发业        | Wholesale Trade of Energy, Materials and<br>Electronic Equipment           | 5391                        | 4881             | 510              | 7498                         | 2617  |
| 其他批发业                      | Other Wholesale Trade  | 2100                        | 1677             | 423              | 3947                         | 2270  |
| 零售业                        | Retail Trade   | 10145                       | 8699             | 1446             | 20855                        | 12156                                       |
| 商业经纪与代理业                   | Commercial Brokerage and Agencies  | 42                          | 38               | 4                | 50                           | 12  |

2-5 续表2 continued

单位: 个

(unit)

| 行 业                         | Sector   | 法人<br>单位数                   |                  |                  | 产业活动<br>单位数                  |   |
|-----------------------------|--|-----------------------------|------------------|------------------|------------------------------|---|
|                             |  | 单产业<br>法人                   | 多产业<br>法人        | 产业活动<br>单位数      | #多产业<br>法人的<br>活动单位          |   |
|                             |  | Institu-<br>tional<br>Units | Single<br>Sector | Multi-<br>sector | Establish-<br>ments<br>Units | Establish-<br>ments Units of<br>Multisector |
| 餐饮业                         | Catering Trade   | 2298                        | 2180             | 118              | 4024                         | 1844  |
| <b>金融、保险业</b>               | <b>Banking and Insurance</b>                                       | <b>3516</b>                 | <b>2007</b>      | <b>1509</b>      | <b>16246</b>                 | <b>14239</b>                                |
| 金融业                         | Banking  | 3162                        | 1669             | 1493             | 15851                        | 14182                                       |
| 保险业                         | Insurance  | 354                         | 338              | 16               | 395                          | 57  |
| <b>房地产业</b>                 | <b>Real Estate</b>   | <b>1374</b>                 | <b>1314</b>      | <b>60</b>        | <b>1626</b>                  | <b>312</b>                                  |
| 房地产开发与经营业                   | Real Estate Development and Operation                              | 1072                        | 1028             | 44               | 1145                         | 117   |
| 房地产管理业                      | Real Estate Management   | 240                         | 225              | 15               | 407                          | 182   |
| 房地产代理与经纪业                   | Real Estate Brokerage and Agencies                                 | 62                          | 61               | 1                | 74                           | 13  |
| <b>社会服务业</b>                | <b>Social Services</b>   | <b>6227</b>                 | <b>5876</b>      | <b>351</b>       | <b>9067</b>                  | <b>3191</b>                                 |
| 公共服务业                       | Public Services  | 873                         | 820              | 53               | 1011                         | 191   |
| 居民服务业                       | Resident Services  | 851                         | 808              | 43               | 1835                         | 1027  |
| 旅馆业                         | Hotels   | 1645                        | 1467             | 178              | 2625                         | 1158  |
| 租赁服务业                       | Leasing Services   | 183                         | 168              | 15               | 251                          | 83  |
| 旅游业                         | Tourism  | 254                         | 249              | 5                | 276                          | 27  |
| 娱乐服务业                       | Recreational Services  | 191                         | 187              | 4                | 353                          | 166   |
| 信息、咨询服务业                    | Information and Consultancy Services                               | 1447                        | 1426             | 21               | 1704                         | 278   |
| 计算机应用服务业                    | Computer Application Services                                      | 244                         | 242              | 2                | 268                          | 26  |
| 其他社会服务业                     | Other Social Services  | 539                         | 509              | 30               | 744                          | 235   |
| <b>卫生、体育和社会福利业</b>          | <b>Health Care, Sports and Social Welfare</b>                      | <b>4758</b>                 | <b>4645</b>      | <b>113</b>       | <b>6021</b>                  | <b>1376</b>                                 |
| 卫生                          | Health Care  | 4111                        | 4024             | 87               | 5101                         | 1077  |
| 体育                          | Sports   | 68                          | 64               | 4                | 78                           | 14  |
| 社会福利保障业                     | Social Welfare and Social Security                                 | 579                         | 557              | 22               | 842                          | 285   |
| <b>教育、文化艺术及<br/>广播电影电视业</b> | <b>Education, Culture and Arts, Radio,<br/>Film and Television</b> | <b>10843</b>                | <b>7174</b>      | <b>3669</b>      | <b>53471</b>                 | <b>46297</b>                                |
| 教育                          | Education  | 8933                        | 5398             | 3535             | 50234                        | 44836                                       |
| 文化艺术业                       | Culture and Arts   | 1232                        | 1177             | 55               | 1782                         | 605   |
| 广播电影电视业                     | Radio, Film and Television   | 678                         | 599              | 79               | 1455                         | 856   |
| <b>科学研究和综合<br/>技术服务业</b>    | <b>Scientific Research and<br/>Polytechnical Services</b>          | <b>1625</b>                 | <b>1544</b>      | <b>81</b>        | <b>2037</b>                  | <b>493</b>                                  |
| 科学研究业                       | Scientific Research  | 331                         | 300              | 31               | 362                          | 62  |
| 综合技术服务业                     | Polytechnical Services   | 1294                        | 1244             | 50               | 1675                         | 431   |
| <b>国家机关、政党机关<br/>和社会团体</b>  | <b>Governments, Parties and<br/>Social Organizations</b>           | <b>67818</b>                | <b>64407</b>     | <b>3411</b>      | <b>82417</b>                 | <b>18010</b>                                |
| 国家机关                        | Governments  | 12619                       | 10185            | 2434             | 26935                        | 16750                                       |
| 政党机关                        | Parties  | 1774                        | 1716             | 58               | 1803                         | 87  |
| 社会团体                        | Social Bodies  | 1402                        | 1349             | 53               | 1656                         | 307   |
| 基层群众自治组织                    | Masses Autonomous Body   | 52023                       | 51157            | 866              | 52023                        | 866   |
| <b>其他行业</b>                 | <b>Other Sectors</b>   | <b>1221</b>                 | <b>1070</b>      | <b>151</b>       | <b>1630</b>                  | <b>560</b>                                  |
| 企业管理机构                      | Enterprise Management Organizations                                | 974                         | 834              | 140              | 1292                         | 458   |
| 其他类未包括的行业                   | Others   | 247                         | 236              | 11               | 338                          | 102   |

## 2-6 国民经济和社会发展总量与速度指标

| 指 标                    | Item  | 1985    |
|------------------------|---|---------|
| <b>人口与就业</b>           | <b>Population and Employment</b>  |         |
| <b>人口 (万人)</b>         | <b>Population (10 000 persons)</b>  |         |
| 年底总人口                  | Population (year-end)   | 7847    |
| # 市镇人口                 | Urban   | 1440    |
| # 男性人口                 | Male  | 4022    |
| <b>就业 (万人)</b>         | <b>Employment (10 000 persons)</b>  |         |
| 年底从业人员                 | Employment (year-end)   | 3520.19 |
| # 在岗职工                 | Staff and Workers   | 593.38  |
| 城镇失业人数                 | Registered Unemployed in Urban Areas  | 16.10   |
| <b>宏观经济</b>            | <b>Macroeconomy</b>   |         |
| <b>国民核算</b>            | <b>National Accounting</b>  |         |
| 国内生产总值 (亿元)            | Cross Domestic Products (100 million yuan)  | 451.74  |
| 第一产业                   | Primary Industry  | 173.43  |
| 第二产业                   | Secondary Industry  | 170.07  |
| 第三产业                   | Tertiary Industry   | 108.24  |
| 人均国内生产总值 (元)           | Per Capita GDP (yuan)   | 579.7   |
| 国内支出总额 (亿元)            | Cross Domestic Expenditures (100 million yuan)  | 451.74  |
| # 最终消费                 | Total Consumption   | 275.95  |
| 居民消费                   | Resident Consumption  | 231.11  |
| 政府消费                   | Public Consumption  | 44.84   |
| 资本形成总额                 | Total Investment  | 173.43  |
| 固定资本形成                 | Fixed Assets  | 138.19  |
| 存货增加                   | Stock   | 35.24   |
| <b>固定资产投资 (亿元)</b>     | <b>Investment in Fixed Assets (100 million yuan)</b>                                    |         |
| 全社会固定资产投资总额            | Total Investment in Fixed Assets  | 126.95  |
| # 国有经济                 | State-Owned Units   | 64.57   |
| 集体经济                   | Collective-Owned Units  | 15.53   |
| <b>财政 (亿元)</b>         | <b>Public Finance (100 million yuan)</b>  |         |
| 地方财政收入                 | Financial Revenue of the Local Government   | 48.93   |
| 地方财政支出                 | Financial Expenditures of the Local Government  | 49.51   |
| <b>物价总指数 (以上年为100)</b> | <b>Price Indices (preceding year=100)</b>   |         |
| 居民消费价格指数               | General Consumer Price Index  | 104.6   |
| 商品零售价格指数               | General Retail Price Index  | 105.4   |
| 农业生产资料价格指数             | Means of Agricultural Production Price Index  | 103.0   |
| 农产品收购价格指数              | General Farm and Sideline Products Purchasing Price Index                               | 103.1   |
| <b>利用外资 (万美元)</b>      | <b>Utilization of Foreign Capital (USD 10 000)</b>                                      |         |
| 利用外资签订协议金额             | Amount of Foreign Capital for Utilization Through Signed Contracts or Agreements        | 7513    |
| 实际利用外资金额               | Amount of Foreign Capital Actually Utilized   | 1208    |
| # 外商直接投资               | Direct Foreign Investments  | 565     |
| <b>产 业</b>             | <b>Industry</b>   |         |
| <b>农林牧渔业</b>           | <b>Farming Forestry, Animal Husbandry and Fishery</b>                                   |         |
| 耕地面积 (千公顷)             | Cultivated Areas (1 000 hectares)   | 7033.2  |
| 农林牧渔业总产值 (亿元)          | Gross Output Value of Farming Forestry, Animal Husbandry and Fishery (100 million yuan) | 241.54  |
| 主要农产品产量                | Output of Major Farm Products   |         |
| 粮食 (万吨)                | Grain (10 000 tons)   | 2710.53 |
| 棉花 (万吨)                | Cotton (10 000 tons)  | 54.73   |
| 油料 (万吨)                | Oil-bearing Crops (10 000 tons)   | 96.18   |
| 烟叶 (万吨)                | Tobacco (10 000 tons)   | 53.89   |
| 水果 (万吨)                | Fruits (10 000 tons)  | 53.33   |
| 年底大牲畜存栏头数 (万头)         | Large Animals (year-end) (10 000 heads)   | 886.35  |
| 年底生猪存栏头数 (万头)          | Hogs (year-end) (10 000 heads)  | 1621.74 |
| 年底羊存栏只数 (万只)           | Sheep and goats (year-end) (10 000 heads)   | 661.45  |
| 肉类 (万吨)                | Meat (10 000 tons)  | 71.83   |
| # 猪牛羊肉                 | Pork, Beef and Mutton   | 67.47   |
| <b>工业</b>              | <b>Industry</b>   |         |
| 工业总产值 (亿元)             | Gross industrial Output Value (100 million yuan)  | 401.32  |
| 轻工业                    | Light Industry  | 193.06  |

## Principal Aggregate Indicators on National Economic and Social Development and Their Related Indices and Growth Rates

| 1990    | 1995    | 1999    | 2000    | 2000年为以下各年%<br>2000 as % of<br>the Following years |        |       |       | 平均每年增长%<br>Average Annual<br>Growth Rate |               |               |
|---------|---------|---------|---------|--|--------|-------|-------|--|---------------|---------------|
|         |         |         |         | 1985   | 1990   | 1995  | 1999  | 1986~<br>1990                            | 1991~<br>1995 | 1996~<br>2000 |
|         |         |         |         | 8649   | 9100   | 9387  | 9488  | 120.9                                    | 109.7         | 104.3         |
| 3087    | 4571    | 5722    | 5931    | 411.9  | 192.1  | 129.8 | 103.7 | 16.5                                     | 8.2           | 5.3           |
| 4440    | 4651    | 4825    | 4895    | 121.7  | 110.2  | 105.2 | 101.5 | 2.0                                      | 0.9           | 1.0           |
| 4085.93 | 4508.99 | 5204.99 | 5572.00 | 158.3  | 136.4  | 123.6 | 107.1 | 3.0                                      | 2.0           | 4.3           |
| 692.61  | 815.02  | 723.19  | 718.24  | 121.0  | 103.7  | 88.1  | 99.3  | 3.1                                      | 3.3           | -2.5          |
| 25.09   | 20.11   | 22.01   | 21.40   | 132.9  | 85.3   | 106.4 | 97.2  | 9.3                                      | -4.3          | 1.3           |
| 934.65  | 3002.74 | 4576.10 | 5137.66 | 427.9  | 297.0  | 161.5 | 109.4 | 7.6                                      | 13.0          | 10.1          |
| 325.77  | 762.99  | 1123.14 | 1161.58 | 214.4  | 177.7  | 143.6 | 104.5 | 3.8                                      | 4.4           | 7.5           |
| 331.85  | 1420.25 | 2070.88 | 2413.78 | 621.4  | 418.6  | 169.3 | 111.7 | 8.2                                      | 19.8          | 11.1          |
| 277.03  | 819.50  | 1382.08 | 1562.30 | 497.9  | 288.1  | 164.8 | 109.3 | 11.6                                     | 11.8          | 10.5          |
| 1090.6  | 3312.8  | 4893.7  | 5444.0  | 353.0  | 269.1  | 155.0 | 108.4 | 5.6                                      | 11.7          | 9.2           |
| 934.65  | 3002.74 | 4576.10 | 5137.66 | 427.9  | 297.0  | 161.5 | 109.4 | 7.6                                      | 13.0          | 10.1          |
| 527.43  | 1595.23 | 2358.34 | 2758.60 | 354.9  | 283.6  | 161.4 | 114.7 | 4.6                                      | 11.9          | 10.0          |
| 447.97  | 1253.06 | 1778.88 | 2084.08 | 306.8  | 249.4  | 155.3 | 114.5 | 4.2                                      | 9.9           | 9.2           |
| 79.46   | 342.17  | 579.46  | 674.52  | 659.8  | 485.2  | 182.8 | 115.2 | 6.3                                      | 21.6          | 12.8          |
| 364.81  | 1244.31 | 1964.61 | 2169.04 | 506.4  | 325.6  | 168.6 | 107.6 | 9.2                                      | 14.1          | 11.0          |
| 225.73  | 874.87  | 1472.53 | 1659.58 | 519.6  | 394.0  | 180.5 | 109.5 | 5.7                                      | 16.9          | 12.5          |
| 139.08  | 369.44  | 492.08  | 509.46  | 630.6  | 232.8  | 143.0 | 102.5 | 22.1                                     | 10.2          | 7.4           |
| 206.12  | 805.03  | 1324.18 | 1475.72 | 1162.4   | 716.0  | 183.3 | 111.4 | 12.0                                     | 30.5          | 14.9          |
| 108.23  | 437.83  | 667.25  | 737.22  | 1141.7   | 681.2  | 168.4 | 110.5 | 12.7                                     | 34.0          | 12.0          |
| 24.57   | 142.01  | 251.04  | 249.76  | 1608.2   | 1016.5 | 175.9 | 99.5  | 7.6                                      | 42.0          | 16.7          |
| 83.59   | 124.63  | 223.35  | 246.47  | 925.2  | 541.5  | 197.8 | 110.4 | 11.3                                     | 22.3          | 14.6          |
| 89.53   | 207.28  | 384.32  | 445.53  | 899.9  | 497.6  | 214.9 | 115.9 | 12.6                                     | 18.3          | 16.5          |
| 100.7   | 116.5   | 96.9    | 99.2    | 297.5  | 186.0  | 107.1 | 99.2  | 9.8                                      | 11.7          | 1.4           |
| 100.1   | 114.9   | 96.2    | 98.5    | 252.4  | 159.0  | 99.3  | 98.5  | 9.7                                      | 9.9           | -0.1          |
| 98.3    | 125.8   | 95.7    | 99.6    | 280.1  | 166.5  | 96.2  | 99.6  | 11.0                                     | 11.6          | -0.8          |
| 92.4    | 127.1   | 88.0    | 96.8    | 251.5  | 171.7  | 78.4  | 96.8  | 7.9                                      | 17.0          | -4.8          |
| 2194    | 97421   | 88174   | 102787  | 1368.1   | 4684.9 | 105.5 | 116.6 | -21.8                                    | 113.5         | 1.1           |
| 1136    | 102842  | 102112  | 103898  | 8600.8   | 9146.0 | 101.0 | 101.7 | -1.2                                     | 146.2         | 0.2           |
| 1049    | 47981   | 49527   | 53999   | 9557.3   | 5147.7 | 112.5 | 109.0 | 13.2                                     | 114.8         | 2.4           |
| 6933.2  | 6805.8  | 6825.9  | 6875.3  | 97.8   | 99.2   | 101.0 | 100.7 | -0.3                                     | -0.4          | 0.2           |
| 502.01  | 1304.25 | 1906.75 | 1981.54 | 271.0  | 204.9  | 147.4 | 105.4 | 5.7                                      | 6.8           | 8.1           |
| 3303.66 | 3466.50 | 4253.25 | 4101.50 | 151.3  | 124.2  | 118.3 | 96.4  | 4.0                                      | 1.0           | 3.4           |
| 67.61   | 77.00   | 70.73   | 70.38   | 128.6  | 104.1  | 91.4  | 99.5  | 4.3                                      | 2.6           | -1.8          |
| 152.29  | 298.00  | 349.25  | 392.55  | 408.1  | 257.8  | 131.7 | 112.4 | 9.6                                      | 14.4          | 5.7           |
| 40.86   | 22.26   | 28.40   | 27.60   | 51.2   | 67.5   | 124.0 | 97.2  | -5.4                                     | -11.4         | 4.4           |
| 63.92   | 211.66  | 349.42  | 364.73  | 683.9  | 570.6  | 172.3 | 104.4 | 3.7                                      | 27.1          | 11.5          |
| 1116.33 | 1420.45 | 1448.42 | 1445.70 | 163.1  | 129.5  | 101.8 | 99.8  | 4.7                                      | 4.9           | 0.4           |
| 1750.32 | 2667.72 | 3556.43 | 3787.70 | 233.6  | 216.4  | 142.0 | 106.5 | 1.5                                      | 8.8           | 7.3           |
| 1279.51 | 2298.27 | 2786.28 | 2961.40 | 447.7  | 231.4  | 128.9 | 106.3 | 14.1                                     | 12.4          | 5.2           |
| 134.86  | 333.00  | 485.11  | 517.00  | 719.8  | 383.4  | 155.3 | 106.6 | 13.4                                     | 19.8          | 9.2           |
| 123.66  | 295.86  | 426.12  | 452.88  | 671.2  | 366.2  | 153.1 | 106.3 | 12.9                                     | 19.1          | 8.9           |
| 1036.73 | 4393.87 | 5899.85 | 6718.67 | 909.5  | 474.5  | 161.6 | 110.8 | 13.9                                     | 24.0          | 10.1          |
| 473.13  | 1899.19 | 2500.26 | 2810.95 | 877.2  | 483.6  | 156.1 | 109.2 | 12.6                                     | 25.4          | 9.3           |

2-6 续表1

| 指 标                | Item   | 1985    |
|--------------------|--|---------|
| 重工业                | Heavy Industry   | 208.26  |
| 工业增加值(亿元)          | Value Added of Industry (100 million yuan)                                     | 144.39  |
| 主要工业产品产量           | Output of Major Industrial Products  |         |
| 自行车(万辆)            | Bicycles (10 000 units)  | 153.46  |
| 电视机(万台)            | Television Sets (10 000 units)   | 31.78   |
| 化学纤维(吨)            | Chemical Fiber (ton)   | 38480   |
| 纱(万吨)              | Yarn (10 000 tons)   | 22.92   |
| 布(亿米)              | Cloth (100 million m)  | 9.36    |
| 卷烟(万箱)             | Cigarettes (10 000 cases)  | 316.20  |
| 饮料酒(万吨)            | Alcoholic Beverages (10 000 cases)   | 36.73   |
| 机制纸及纸板(万吨)         | Machine-Made Paper and Paperboards (10 000 tons)                               | 79.73   |
| 原煤(万吨)             | Coal (10 000 tons)   | 7857    |
| 原油(万吨)             | Crude Oil (10 000 tons)  | 793.31  |
| 发电量(亿千瓦时)          | Electricity (100 million kwh)  | 209.34  |
| 生铁(万吨)             | Pig Iron (10 000 tons)   | 112.81  |
| 钢(万吨)              | Steel (10 000 tons)  | 97.26   |
| 成品钢材(万吨)           | Steel Products (10 000 tons)   | 79.67   |
| 合成氨(万吨)            | Synthetic Ammonia (10 000 tons)  | 112.52  |
| 农用化肥(折纯量)(万吨)      | Chemical Fertilizer (10 000 tons)  | 81.43   |
| 水泥(万吨)             | Cement (10 000 tons)   | 764.77  |
| 平板玻璃(万重量箱)         | Plate Glass (10 000 weight cases)  | 595.73  |
| 小型拖拉机(万台)          | Mini Tractors (10 000 unit)  | 9.42    |
| <b>建筑业</b>         | <b>Construction</b>  |         |
| 建筑业总产值(亿元)         | Gross Output Value (100 million yuan)  | 26.09   |
| 施工房屋面积(万平方米)       | Floor Space of Buildings Under Construction (10 000 sq.m)                      |         |
| 竣工房屋面积(万平方米)       | Floor Space of Buildings Completed (10 000 sq.m)                               |         |
| <b>运输和邮电</b>       | <b>Transportation, Posts and Telecommunications</b>                            |         |
| 旅客周转量(亿人公里)        | Passenger-Kilometers (100 million passenger-km)                                | 323.50  |
| # 铁路               | Railways   | 209.77  |
| 公路                 | Highways   | 113.36  |
| 货物周转量(亿吨公里)        | Freight Ton-Kilometers (100 million ton-km)                                    | 838.22  |
| # 铁路               | Railways   | 728.25  |
| 公路                 | Highways   | 105.72  |
| 邮电业务总量(万元)         | Business Volume of Post and Telecommunications Service (10 000 yuan)           | 11057   |
| 市内电话交换机总容量(万门)     | Total Capacity of Telephone Exchanges (10 000 lines)                           | 11.92   |
| # 程控               | Program Control  |         |
| <b>批发零售贸易业、餐饮业</b> | <b>Wholesale and Retail Trades, Catering Trade</b>                             |         |
| 社会消费品零售总额(亿元)      | Total Retail Sales of Consumer Goods (100 million yuan)                        | 180.59  |
| <b>对外经济贸易和国际旅游</b> | <b>Foreign Trade and International Tourism</b>                                 |         |
| 进出口总额(万美元)         | Total Exports and Imports (USD 10 000)   | 44991   |
| 进口额                | Imports  | 8281    |
| 出口额                | Exports  | 36710   |
| 接待旅游者人数(万人次)       | Number of foreign tourists (10 000 persons)                                    | 6.36    |
| 旅游外汇收入(万美元)        | Foreign Exchange Earnings from Tourism (USD 10 000)                            | 205     |
| <b>金融</b>          | <b>Finance</b>   |         |
| 金融机构年底存款余额(亿元)     | Deposits of National Banking System (100 million yuan)                         |         |
| 金融机构年底贷款余额(亿元)     | Loans of National Banking System (100 million yuan)                            |         |
| <b>教育、科技、文化</b>    | <b>Education, Science and Technology and Culture</b>                           |         |
| <b>教育</b>          | <b>Education</b>   |         |
| 在校学生数(万人)          | Students Enrollment (10 000 persons)   |         |
| 高等学校               | Institutions of Higher Education   | 6.85    |
| 中等专业学校             | Specialized Secondary Schools  | 8.39    |
| 普通中学               | Regular Secondary School   | 357.46  |
| 小学                 | Primary Schools  | 1034.97 |
| <b>科技</b>          | <b>Science and Technology</b>  |         |
| 科技机构数(个)           | Number of Scientific Technological Research Institutions (unit)                |         |
| 从事科技活动人员数(人)       | Number of Persons Engaged in Scientific and Technological Activities (persons) |         |
| # 科学家、工程师          | Scientists and Engineers   |         |
| 当年经费使用总额(万元)       | Expenditures Development in Current Year (10 000 yuan)                         |         |
| 技术市场成交额(万元)        | Volume of Transaction in Technical Markets (10 000 yuan)                       |         |

continued

| 1990    | 1995    | 1999    | 2000    | 2000年为以下各年%<br>2000 as % of<br>the Following years |         |       |       | 平均每年增长%<br>Average Annual<br>Growth Rate |               |               |
|---------|---------|---------|---------|--|---------|-------|-------|--|---------------|---------------|
|         |         |         |         | 1985   | 1990    | 1995  | 1999  | 1986~<br>1990                            | 1991~<br>1995 | 1996~<br>2000 |
| 563.60  | 2494.68 | 3399.59 | 3907.72 | 941.0  | 466.9   | 166.0 | 112.1 | 15.0                                     | 23.0          | 10.7          |
| 288.58  | 1274.89 | 1788.84 | 2078.94 | 675.4  | 424.6   | 166.2 | 111.6 | 9.7                                      | 20.6          | 10.7          |
| 75.72   | 188.92  | 48.40   | 35.74   | 23.3   | 47.2    | 18.9  | 73.8  | -13.2                                    | 20.1          | -28.3         |
| 35.49   | 39.58   | 102.56  | 90.91   | 286.1  | 256.2   | 229.7 | 88.6  | 2.2                                      | 2.2           | 18.1          |
| 63663   | 101418  | 114715  | 186297  | 484.1  | 292.6   | 183.7 | 162.4 | 10.6                                     | 9.8           | 12.9          |
| 31.45   | 41.03   | 52.85   | 61.06   | 266.4  | 194.1   | 148.8 | 115.5 | 6.5                                      | 5.5           | 8.3           |
| 11.17   | 16.64   | 11.92   | 11.09   | 118.5  | 99.3    | 66.6  | 93.0  | 3.6                                      | 8.3           | -7.8          |
| 291.49  | 298.30  | 287.67  | 294.23  | 93.1   | 100.9   | 98.6  | 102.3 | -1.6                                     | 0.5           | -0.3          |
| 63.41   | 123.20  | 147.05  | 141.45  | 385.1  | 223.1   | 114.8 | 96.2  | 11.5                                     | 14.2          | 2.8           |
| 148.41  | 328.85  | 278.85  | 290.06  | 363.8  | 195.4   | 88.2  | 104.0 | 13.2                                     | 17.2          | -2.5          |
| 9080    | 10334   | 8012    | 7578    | 96.4   | 83.5    | 73.3  | 94.6  | 2.9                                      | 2.6           | -6.0          |
| 882.06  | 601.96  | 565.40  | 562.18  | 70.9   | 63.7    | 93.4  | 99.4  | 2.1                                      | -7.4          | -1.4          |
| 319.14  | 547.71  | 658.97  | 694.93  | 332.0  | 217.8   | 126.9 | 105.5 | 8.8                                      | 11.4          | 4.9           |
| 171.33  | 322.06  | 444.21  | 508.88  | 451.1  | 297.0   | 158.0 | 114.6 | 8.7                                      | 13.5          | 9.6           |
| 168.98  | 280.98  | 392.03  | 404.84  | 416.2  | 239.6   | 144.1 | 103.3 | 11.7                                     | 10.7          | 7.6           |
| 134.01  | 261.11  | 379.45  | 405.62  | 509.1  | 302.7   | 155.3 | 106.9 | 11.0                                     | 14.3          | 9.2           |
| 168.16  | 266.89  | 311.64  | 316.55  | 281.3  | 188.2   | 118.6 | 101.6 | 8.4                                      | 9.7           | 3.5           |
| 140.58  | 219.19  | 252.72  | 258.56  | 317.5  | 183.9   | 118.0 | 102.3 | 11.5                                     | 9.3           | 3.4           |
| 1178.91 | 3348.27 | 3800.80 | 3723.00 | 486.8  | 315.8   | 111.2 | 98.0  | 9.0                                      | 23.2          | 2.1           |
| 904.80  | 2127.41 | 2137.14 | 2425.41 | 407.1  | 268.1   | 114.0 | 113.5 | 8.7                                      | 18.6          | 2.7           |
| 16.58   | 24.07   | 37.65   | 42.01   | 446.0  | 253.4   | 174.5 | 111.6 | 12.0                                     | 7.7           | 11.8          |
| 41.05   | 182.07  | 316.99  | 357.34  | 1369.6   | 870.5   | 196.3 | 112.7 | 9.5                                      | 34.7          | 14.4          |
| 1264.50 | 3386.46 | 5016.55 | 5308.29 |  | 419.8   | 156.8 | 105.8 |  | 21.8          | 9.4           |
| 609.70  | 1533.55 | 2584.82 | 2629.33 |  | 431.2   | 171.5 | 101.7 |  | 20.3          | 11.4          |
| 423.46  | 573.85  | 689.89  | 740.98  | 229.1  | 175.0   | 129.1 | 107.4 | 5.5                                      | 6.3           | 5.2           |
| 229.90  | 304.66  | 339.15  | 378.80  | 180.6  | 164.8   | 124.3 | 111.7 | 1.8                                      | 5.8           | 4.5           |
| 193.10  | 262.11  | 342.56  | 353.78  | 312.1  | 183.2   | 135.0 | 103.3 | 11.2                                     | 6.3           | 6.2           |
| 1169.44 | 1538.82 | 1432.08 | 1476.51 | 176.1  | 126.3   | 96.0  | 103.1 | 6.9                                      | 5.6           | -0.8          |
| 1001.79 | 1233.74 | 1058.12 | 1101.74 | 151.3  | 110.0   | 89.3  | 104.1 | 6.6                                      | 4.3           | -2.2          |
| 160.66  | 295.18  | 363.56  | 363.94  | 344.2  | 226.5   | 123.3 | 100.1 | 8.7                                      | 12.9          | 4.3           |
| 48983   | 302583  | 1384139 | 1869359 | 9620.1   | 3816.3  | 617.8 | 135.1 | 20.3                                     | 43.9          | 43.9          |
| 24.92   | 194.46  | 664.13  | 969.87  | 8136.5   | 3891.9  | 498.8 | 146.0 | 15.9                                     | 50.8          | 37.9          |
| 4.25    | 194.46  | 664.13  | 969.87  |  | 22820.5 | 498.8 | 146.0 |  | 114.8         | 37.9          |
| 314.31  | 906.67  | 1615.99 | 1786.67 | 989.4  | 568.4   | 197.1 | 110.6 | 11.7                                     | 23.6          | 14.5          |
| 100385  | 222918  | 175044  | 227486  | 505.6  | 226.6   | 102.0 | 130.0 | 17.4                                     | 17.3          | 0.4           |
| 13696   | 87159   | 62155   | 78148   | 943.7  | 570.6   | 89.7  | 125.7 | 10.6                                     | 44.8          | -2.2          |
| 86689   | 135759  | 112889  | 149338  | 406.8  | 172.3   | 110.0 | 132.3 | 18.8                                     | 9.4           | 1.9           |
| 10.67   | 14.91   | 18.93   | 32.50   | 511.0  | 304.6   | 218.0 | 171.7 | 10.9                                     | 6.9           | 16.9          |
| 459     | 6020    | 11000   | 12390   | 6043.9   | 2699.3  | 205.8 | 112.6 | 17.5                                     | 67.3          | 15.5          |
| 593.96  | 2131.69 | 4198.10 | 4753.41 |  | 800.3   | 223.0 | 113.2 |  | 29.1          | 17.4          |
| 773.04  | 2170.17 | 4179.51 | 4356.94 |  | 563.6   | 200.8 | 104.2 |  | 22.9          | 15.0          |
| 8.04    | 12.24   | 18.55   | 26.24   | 383.1  | 326.4   | 214.4 | 141.5 | 3.3                                      | 8.8           | 16.5          |
| 13.73   | 21.43   | 34.71   | 33.48   | 399.0  | 243.8   | 156.2 | 96.5  | 10.4                                     | 9.3           | 9.3           |
| 352.56  | 417.86  | 568.86  | 638.14  | 178.5  | 181.0   | 152.7 | 112.2 | -0.3                                     | 3.5           | 8.8           |
| 961.15  | 1039.56 | 1186.97 | 1130.63 | 109.2  | 117.6   | 108.8 | 95.3  | -1.5                                     | 1.6           | 1.7           |
|         | 1689    | 1394    | 1984    |  |         | 117.5 | 142.3 |  |               | 3.3           |
| 25200   | 122882  | 146897  | 155078  |  | 615.4   | 126.2 | 105.6 |  | 37.3          | 4.8           |
| 11603   | 55681   | 85656   | 93875   |  | 809.1   | 168.6 | 109.6 |  | 36.8          | 11.0          |
|         | 292286  | 361414  | 632883  |  |         | 216.5 | 175.1 |  |               | 16.7          |
| 39396   | 122798  | 193659  | 211621  |  | 537.2   | 172.3 | 109.3 |  | 25.5          | 11.5          |



2-6续表2

| 指 标                 | Item  | 1985   |
|---------------------|---|--------|
| <b>文化</b>           | <b>Culture</b>  |        |
| 总印数                 | Total Printed Copies  |        |
| 书籍 (万册)             | Number of Books Published (10 000 copies)   | 30409  |
| 杂志 (万册)             | Number of Magazines Issued (10 000 copies)  | 10341  |
| 报纸 (万张)             | Number of Newspapers Issue (10 000 copies)  | 87875  |
| <b>家庭、生活、环境</b>     | <b>Family, People's Livelihood and Environment</b>                                    |        |
| <b>家庭</b>           | <b>Family</b>   |        |
| 家庭总户数 (万户)          | Total Number of Households (10 000 households)  | 1675   |
| 城镇居民平均每户家庭人口 (人)    | Average Household Size in Urban Areas (person)  | 4.11   |
| 农村居民平均每户家庭人口 (人)    | Average Household Size in Rural Areas (person)  | 5.11   |
| <b>婚姻</b>           | <b>Marriages and Divorces</b>   |        |
| 登记结婚 (万对)           | Registered Marriages (10 000 couples)   | 56.94  |
| 登记离婚(民政部门) (万对)     | Registered Divorces (10 000 couples)  | 1.14   |
| <b>居住</b>           | <b>Housing</b>  |        |
| 城市居民人均居住面积 (平方米)    | Per Capita Net Floor Space of Urban Residents (sq.m)                                  | 4.9    |
| 农村居民人均居住面积 (平方米)    | Per Capita Net Floor Space of Rural Residents (sq.m)                                  | 13.42  |
| <b>生活</b>           | <b>People's Livelihood</b>  |        |
| 居民消费水平 (元)          | Annual Per Capita Consumption (yuan)  | 297    |
| 农村居民                | Agricultural Residents  | 240    |
| 城镇居民                | Non-agricultural Residents  | 750    |
| 城乡居民储蓄存款年底余额 (亿元)   | Balance of Savings Deposit of Rural and Urban Residents (year-end) (100 million yuan) | 84.23  |
| 城镇居民人均生活费收入 (元)     | Per Capita Annual Income Available for living of Urban Households (yuan)              | 560.95 |
| 城镇居民人均可支配收入 (元)     | Per Capita Annual Disposable Income of Urban Households (yuan)                        |        |
| 城镇居民人均消费性支出 (元)     | Per Capita Annual Living Expenditure of Urban Residents(yuan)                         | 556.72 |
| 农民人均纯收入 (元)         | Per Capita Net Income of Rural Residents (yuan)                                       | 328.78 |
| 农民人均生活消费支出 (元)      | Per Capita Living Expenditure of Rural Households (yuan)                              | 260.19 |
| <b>工资和福利</b>        | <b>Wages and Welfare</b>  |        |
| 在岗职工工资总额 (亿元)       | Total Wages of Staff and Workers (100 million yuan)                                   | 57.85  |
| 在岗职工平均工资 (元)        | Average Wage of Staff and Workers (yuan)  | 1015   |
| 在岗职工保险福利费 (万元)      | Insurance and Welfare Funds for Staff and Workers (10 000 yuan)                       | 109279 |
| <b>卫生</b>           | <b>Health Care</b>  |        |
| 医院、卫生院数 (个)         | Number of Hospitals (units)   | 2688   |
| 卫生机构床位数 (万张)        | Number of Beds in Health Institutions (10 000 units)                                  | 14.91  |
| #医院、卫生院             | Hospitals   | 13.77  |
| 卫生技术人员数 (万人)        | Number of Medical Technical Personnel (10 000 persons)                                | 19.49  |
| #医生                 | Doctors   | 8.36   |
| <b>市政建设</b>         | <b>City Construction</b>  |        |
| 供水总量 (万立方米)         | Volume of Tap Water Supply (10 000 cu.m)  | 66240  |
| 排水管道长度 (公里)         | Length of Sewer Pipelines (km)  | 1556   |
| 城市煤气、天然气家庭用量 (万立方米) | Volume of Coal Gas and Natural Gas Supply in Urban Areas (10 000 cu.m)                | 570    |
| 公共汽 (电) 车总数 (标台)    | Total Number of Public Buses and Trolley Buses (unit)                                 | 1224   |
| 道路长度 (公里)           | Length of Paved Roads (km)  | 1632   |
| 公共绿地面积 (公顷)         | Areas of Green Land (hectare)   | 1056   |
| <b>环境、灾害</b>        | <b>Environment and Disaster</b>   |        |
| 治理污染资金使用额 (万元)      | Funds used for Pollution Treatment in the Year (10 000 yuan)                          | 7155   |
| 污染事故次数 (次)          | Number of Pollution Accidents (times)   | 108    |
| 火灾发生数 (起)           | Number of Fire Disasters (times)  |        |
| 火灾损失折款 (万元)         | Fire Loss (10 000 yuan)   |        |
| 交通事故发生数 (起)         | Number of Traffic Accidents (times)   |        |
| 交通事故损失折款 (万元)       | Loss of Traffic Accidents (10 000 yuan)   |        |

注: 1.本表价值量指标除邮电业务总量自1990年起按1990年不变价格计算,以前年度按1980年不变价格计算外,其他价值量指标均按当年价格计算。(下同)。国内生产总值、国内支出总额、农林牧渔业总产值、工业总产值、工业增加值、邮电业务总量、居民消费水平、城乡居民收入、在岗职工平均工资发展(增长)速度均按可比价格计算。  
2.1994年始财政收入为分税制后新口径数据(下同),发展(增长)速度按可比口径计算。  
3.在岗职工、工资、福利费1997年及以前年度为职工口径(下同)。  
4.进出口总额1992年及以后年度为海关数,其他为有关部门数(下同)。

continued

| 1990    | 1995    | 1999    | 2000    | 2000年为以下各年%<br>2000 as % of<br>the Following years |       |       |       | 平均每年增长%<br>Average Annual<br>Growth Rate |               |               |
|---------|---------|---------|---------|--|-------|-------|-------|--|---------------|---------------|
|         |         |         |         | 1985   | 1990  | 1995  | 1999  | 1986~<br>1990                            | 1991~<br>1995 | 1996~<br>2000 |
| 29373   | 36801   | 40668   | 35077   | 115.4  | 119.4 | 95.3  | 86.3  | -0.7                                     | 4.6           | -1.0          |
| 8460    | 10501   | 10937   | 10721   | 103.7  | 126.7 | 102.1 | 98.0  | -3.9                                     | 4.4           | 0.4           |
| 79742   | 89642   | 121602  | 129104  | 146.9  | 161.9 | 144.0 | 106.2 | -1.9                                     | 2.4           | 7.6           |
| 2014    | 2327    | 2402    | 2573    | 153.6  | 127.8 | 110.6 | 107.1 | 3.8                                      | 2.9           | 2.0           |
| 3.60    | 3.34    | 3.21    | 3.23    | 78.6   | 89.7  | 96.7  | 100.6 | -2.6                                     | -1.5          | -0.7          |
| 4.86    | 4.52    | 4.26    | 4.12    | 80.6   | 84.8  | 91.2  | 96.7  | -1.0                                     | -1.4          | -1.8          |
| 74.26   | 72.03   | 70.09   | 66.18   | 116.2  | 89.1  | 91.9  | 94.4  | 5.5                                      | -0.6          | -1.7          |
| 1.94    | 2.24    | 2.79    | 2.65    | 232.5  | 136.6 | 118.3 | 95.0  | 11.2                                     | 2.9           | 3.4           |
| 6.7     | 7.4     | 8.5     | 8.8     | 179.6  | 131.3 | 118.9 | 103.5 | 6.5                                      | 2.0           | 3.5           |
| 15.99   | 18.64   | 24.28   | 23.14   | 172.4  | 144.7 | 124.1 | 95.3  | 3.6                                      | 3.1           | 4.4           |
| 523     | 1382    | 1902    | 2208    | 253.1  | 226.4 | 149.2 | 113.5 | 2.3                                      | 8.7           | 8.3           |
| 413     | 1075    | 1376    | 1587    | 251.0  | 228.4 | 149.0 | 113.6 | 1.9                                      | 8.9           | 8.3           |
| 1273    | 3016    | 4214    | 4902    | 188.3  | 174.3 | 135.2 | 112.7 | 1.6                                      | 5.2           | 6.2           |
| 376.12  | 1456.35 | 2940.08 | 3182.08 | 3777.8   | 846.0 | 218.5 | 108.2 | 34.9                                     | 31.1          | 16.9          |
| 1152.95 | 3029.47 | 4077.48 | 4303.74 | 242.2  | 190.4 | 135.1 | 106.5 | 4.9                                      | 7.1           | 6.2           |
|         | 3299.46 | 4532.36 | 4766.26 |  |       | 137.3 | 106.1 |  |               | 6.6           |
| 1067.67 | 2673.95 | 3497.53 | 3830.71 | 688.1  | 358.8 | 143.3 | 109.5 | 13.9                                     | 20.2          | 7.5           |
| 526.95  | 1231.97 | 1948.36 | 1985.82 | 226.4  | 194.2 | 146.7 | 105.9 | 3.1                                      | 5.8           | 8.0           |
| 437.73  | 929.39  | 1163.98 | 1315.83 | 505.7  | 300.6 | 141.6 | 113.0 | 11.0                                     | 16.3          | 7.2           |
| 123.86  | 347.70  | 445.61  | 495.66  | 856.8  | 400.2 | 142.6 | 111.2 | 16.4                                     | 22.9          | 7.3           |
| 1825    | 4344    | 6194    | 6930    | 215.8  | 193.8 | 151.9 | 112.9 | 2.2                                      | 5.0           | 8.7           |
| 207630  | 305640  | 352112  | 304048  | 278.2  | 146.4 | 99.5  | 86.3  | 13.7                                     | 8.0           | -0.1          |
| 2824    | 2965    | 3014    | 3027    | 112.6  | 107.2 | 102.1 | 100.4 | 1.0                                      | 1.0           | 0.4           |
| 18.21   | 19.23   | 19.71   | 19.86   | 133.2  | 109.1 | 103.3 | 100.8 | 4.1                                      | 1.1           | 0.6           |
| 16.36   | 17.54   | 18.26   | 18.34   | 133.2  | 112.1 | 104.6 | 100.4 | 3.5                                      | 1.4           | 0.9           |
| 22.28   | 25.50   | 26.66   | 26.84   | 137.7  | 120.5 | 105.3 | 100.7 | 2.7                                      | 2.7           | 1.0           |
| 9.94    | 10.57   | 10.89   | 11.11   | 132.9  | 111.8 | 105.1 | 102.0 | 3.5                                      | 1.2           | 1.0           |
| 153682  | 207049  | 195184  | 191706  | 289.4  | 124.7 | 92.6  | 98.2  | 18.3                                     | 6.1           | -1.5          |
| 2662    | 4472    | 5761    | 6070    | 390.1  | 228.0 | 135.7 | 105.4 | 11.3                                     | 10.9          | 6.3           |
| 10124   | 16472   | 30277   | 30916   | 5423.9   | 305.4 | 187.7 | 102.1 | 77.8                                     | 10.2          | 13.4          |
| 1646    | 3804    | 6694    | 7235    | 591.1  | 439.6 | 190.2 | 108.1 | 6.1                                      | 18.2          | 13.7          |
| 2586    | 3845    | 4731    | 4920    | 301.5  | 190.3 | 128.0 | 104.0 | 9.6                                      | 8.3           | 5.1           |
| 1922    | 2338    | 6093    | 6286    | 595.3  | 327.1 | 268.9 | 103.2 | 12.7                                     | 4.0           | 21.9          |
| 16683   | 94676   | 57365   | 80553   | 1125.8   | 482.8 | 85.1  | 140.4 | 18.4                                     | 41.5          | -3.2          |
| 166     | 61      | 25      | 21      | 19.4   | 12.7  | 34.4  | 84.0  | 9.0                                      | -18.1         | -19.2         |
|         | 1112    | 9223    | 10050   |  |       | 903.8 | 109.0 |  |               | 55.3          |
|         | 4479    | 6468    | 6719    |  |       | 150.0 | 103.9 |  |               | 8.4           |
|         | 13055   | 15495   | 30889   |  |       | 236.6 | 199.3 |  |               | 18.8          |
|         | 5501    | 7947    | 9230    |  |       | 167.8 | 116.1 |  |               | 10.9          |

a) Figures in value terms in this table are Calculated at current prices, except that on the business transaction of post and telecommunications service which is Calculated at 1990 constant prices. Figures on postal and telecommunication services before 1990 were calculated at 1980 constant prices, and those since 1991 were calculated at constant prices. The indices and growth rates of the follow indicators are calculated at comparable prices: GDP, gross output value of farming, forestry, animal husbandry and fishery, gross output value of industry value added of industry, Business volume of post and telecommunications total retail sales, annual per capita consumption, per capita income of urban and rural residents, wages and welfare.

b) Total financial revenue since tax reform began to be implemented in 1994. The indices in this table are calculated at comparable prices.

c) Before 1998, total rewards and average reward of employment personnel worked in the units are those of workers and staff.

d) Since 1992, the data of imports and exports in foreign trade begin to be obtained from custom statistics.

## 2-7 国民经济和社会发展结构指标

### Structural Indicators on National Economic and Social Development

单位: %

(%)

| 指 标             | Item  | 1985  | 1990 | 1995 | 1999 | 2000 |
|-----------------|---|---|------|------|------|------|
| <b>人口与就业</b>    |   | <b>Population and Employment</b>              |      |      |      |      |
| <b>人口</b>       |   | <b>Population</b>                             |      |      |      |      |
| 城乡结构            |   | Urban and Rural Structure                     |      |      |      |      |
| 市镇              | Urban                                       | 18.4  | 35.7 | 50.2 | 61.0 | 62.5 |
| 乡村              | Rural                                       | 81.6  | 64.3 | 49.8 | 39.0 | 37.5 |
| 性别结构            |   | Sexual Structure                              |      |      |      |      |
| 男               | Male  | 51.3  | 51.3 | 51.1 | 51.4 | 51.6 |
| 女               | Female                                      | 48.7  | 48.7 | 48.9 | 48.6 | 48.4 |
| <b>就业</b>       |   | <b>Employment</b>                             |      |      |      |      |
| 从业人员产业结构        |   | Industrial Structure                          |      |      |      |      |
| 第一产业            | Primary Industry                            | 73.0  | 69.3 | 62.4 | 63.5 | 64.0 |
| 第二产业            | Secondary Industry                          | 14.9  | 16.4 | 20.6 | 17.5 | 17.5 |
| 第三产业            | Tertiary Industry                           | 12.1  | 14.3 | 17.0 | 19.0 | 18.5 |
| 在岗职工人数登记注册类型结构  |   | Structure of fully Employed Staff and Workers |      |      |      |      |
| 国有单位            | State-owned Units                           | 76.6  | 75.2 | 75.7 | 82.3 | 63.4 |
| 城镇集体单位          | Urban Collective Owned Units                | 23.4  | 24.7 | 19.9 | 17.7 | 19.1 |
| 其他单位            | Units of Other Types of Ownership           | 0.0   | 0.1  | 4.4  | 0.0  | 17.5 |
| 城镇新就业人员安置去向结构   |   | Structure of Employment Newly                 |      |      |      |      |
| 国有单位            | State-owned Units                           | 58.4  | 72.0 | 45.9 | 39.5 | 59.9 |
| 城镇集体单位          | Urban Collective Owned Units                | 24.2  | 26.9 | 13.0 | 12.4 | 20.0 |
| 其他单位            | Units of Other Types of Ownership           |   | 0.6  | 5.9  | 12.7 | 18.7 |
| 从事个体及私营劳动       | Private Enterprises and Self-Employed       | 17.4  | 0.5  | 35.2 | 35.4 | 1.4  |
| <b>宏观经济</b>     |   | <b>Macro Economy</b>                          |      |      |      |      |
| <b>国民核算</b>     |   | <b>National Accounting</b>                    |      |      |      |      |
| 国内生产总值产业结构      |   | Industrial Structure                          |      |      |      |      |
| 第一产业            | Primary Industry                            | 38.4  | 34.9 | 25.4 | 24.5 | 22.6 |
| 第二产业            | Secondary Industry                          | 37.6  | 35.5 | 47.3 | 45.3 | 47.0 |
| 工业              | Industry                                    | 31.9  | 30.9 | 42.5 | 39.1 | 40.5 |
| 建筑业             | Construction                                | 5.7   | 4.6  | 4.8  | 6.2  | 6.5  |
| 第三产业            | Tertiary Industry                           | 24.0  | 29.6 | 27.3 | 30.2 | 30.4 |
| # 交通运输、仓储及邮电通信业 | Transportation, Post and Telecommunications | 5.5   | 6.4  | 5.5  | 7.3  | 7.6  |
| 批发零售贸易业、餐饮业     | Wholesale, Retail & Catering Trade          | 6.1   | 6.2  | 6.1  | 7.4  | 7.4  |
| 国内支出结构          |   | Domestic Expenditure Structure                |      |      |      |      |
| 资本形成总额          |   | Total Investment                              |      |      |      |      |
| 固定资本形成          | Fixed Assets                                | 30.6  | 24.1 | 29.1 | 32.2 | 32.3 |
| 存货增加            | Stock                                       | 7.8   | 14.9 | 12.3 | 10.8 | 9.9  |
| 最终消费            |   | Total Consumption                             |      |      |      |      |
| 居民消费            |   | Resident Consumption                          |      |      |      |      |
| 农村居民            | Agricultural Households                     | 36.8  | 33.1 | 27.3 | 22.9 | 23.7 |
| 城镇居民            | Nonagricultural Households                  | 14.4  | 14.8 | 14.4 | 16.0 | 16.9 |
| 政府消费            |   | Government Consumption                        |      |      |      |      |
| 货物和服务净出口        | Net Export of Goods and Services            | 0.5   | 4.6  | 5.5  | 5.5  | 4.1  |
| <b>投资</b>       |   | <b>Investment</b>                             |      |      |      |      |
| 全社会固定资产投资结构     |   | Structure of Total Investment in Fixed Assets |      |      |      |      |
| 登记注册类型结构        |   | Structures by type of Registration            |      |      |      |      |
| 国有单位            | State-owned Units                           | 50.9  | 52.5 | 54.4 | 52.0 | 51.5 |
| 集体单位            | Collective-owned Units                      | 12.2  | 11.9 | 17.6 | 19.5 | 17.5 |
| 城乡个人            | Individuals                                 | 36.9  | 35.6 | 15.4 | 19.9 | 21.3 |
| 其他单位            | Others                                      |   |      | 12.6 | 8.6  | 9.7  |
| 资金来源结构          |   | Structure of Funded Sources                   |      |      |      |      |
| 国家预算内资金         | State Budgetary Appropriation               | 12.6  | 6.6  | 4.0  | 7.7  | 6.8  |
| 国内贷款            | Domestic Loans                              | 9.4   | 13.1 | 23.2 | 16.5 | 16.6 |
| 利用外资            | Foreign Investment                          | 3.9   | 2.2  | 10.7 | 3.3  | 2.7  |

2-7 续表1 continued

单位: %

(%)

| 指 标               | Item  | 1985 | 1990 | 1995 | 1999 | 2000 |
|-------------------|---|------|------|------|------|------|
| 自筹资金              | Fundraising   | 72.3 | 74.3 | 49.6 | 56.3 | 60.6 |
| 其他投资              | Others  | 1.8  | 3.8  | 12.5 | 16.2 | 13.3 |
| 国有经济固定资产投资产业结构    | Structures of State-owned Units                             |      |      |      |      |      |
| 第一产业              | Primary Industry  | 0.7  | 0.4  | 0.5  | 0.9  | 1.2  |
| 第二产业              | Secondary Industry  | 69.7 | 75.4 | 51.6 | 39.1 | 38.4 |
| # 工业              | Industry  | 67.8 | 74.7 | 50.2 | 37.1 | 37.9 |
| # 能源工业            | Energy  | 38.6 | 43.6 | 22.4 | 22.4 | 21.2 |
| 第三产业              | Tertiary Industry   | 29.6 | 24.2 | 47.9 | 60.0 | 60.4 |
| # 交通运输、邮电通信业      | Transportation, Post and Telecommunications                 | 6.3  | 5.2  | 14.8 | 21.1 | 25.1 |
| <b>利用外资</b>       | <b>Utilization of Foreign Capital</b>                       |      |      |      |      |      |
| 实际利用外资结构          | Structure of Foreign Capital Actually Utilized              |      |      |      |      |      |
| 对外借款              | Loans from Abroad   | 16.7 |      | 53.1 | 51.5 | 48.0 |
| 外商直接投资            | Direct Investment by Foreign Entrepreneurs                  | 46.8 | 92.3 | 46.7 | 48.5 | 52.0 |
| 外商其他投资            | Other Investment by Foreign Entrepreneurs                   | 36.5 | 7.7  | 0.2  |      |      |
| <b>产 业</b>        | <b>Industrial</b>   |      |      |      |      |      |
| <b>农业</b>         | <b>Agriculture</b>  |      |      |      |      |      |
| 农林牧渔业总产值结构        | Structure of Gross Output Value                             |      |      |      |      |      |
| 农 业               | Farming   | 78.2 | 74.1 | 66.4 | 64.6 | 63.8 |
| # 种植业             | Planting  | 72.7 | 66.5 | 60.8 | 58.8 | 57.7 |
| 林 业               | Forestry  | 4.3  | 4.1  | 2.9  | 2.7  | 2.8  |
| 牧 业               | Animal Husbandry  | 17.0 | 21.0 | 30.0 | 31.8 | 32.4 |
| 渔 业               | Fishery   | 0.5  | 0.8  | 0.7  | 0.9  | 1.0  |
| <b>工业</b>         | <b>Industry</b>   |      |      |      |      |      |
| 工业总产值登记注册类型结构     | Structure of Gross Output Value of Industry                 |      |      |      |      |      |
| 国有工业              | State-owned Units   | 65.7 | 55.2 | 31.9 | 29.0 | 28.6 |
| 集体工业              | Collective-owned Units                                      | 30.7 | 34.6 | 41.3 | 25.3 | 24.9 |
| 城乡个体工业            | Individuals   | 3.5  | 9.8  | 20.2 | 30.1 | 30.3 |
| 其他各种类型工业          | Others  | 0.1  | 0.4  | 6.6  | 15.6 | 16.2 |
| 工业总产值轻重工业结构       | Structure of Gross Output Value                             |      |      |      |      |      |
| 轻工业               | Light Industry  | 48.1 | 45.6 | 43.2 | 42.4 | 41.8 |
| 重工业               | Heavy Industry  | 51.9 | 54.4 | 56.8 | 57.6 | 58.2 |
| <b>建筑业</b>        | <b>Construction</b>   |      |      |      |      |      |
| 建筑业总产值登记注册类型结构    | Structure of Gross Output Value of Construction Enterprises |      |      |      |      |      |
| 国有企业              | State-owned Units   | 76.2 | 81.5 | 77.6 | 58.9 | 59.1 |
| 城镇集体企业            | Urban Collective Owned Units                                | 23.8 | 18.5 | 20.7 | 31.7 | 28.0 |
| 其他各种类型企业          | Others  |      |      | 1.7  | 9.4  | 12.9 |
| <b>运输业</b>        | <b>Transportation</b>                                       |      |      |      |      |      |
| 货运量运输方式结构         | Structure of Freight Traffic                                |      |      |      |      |      |
| 铁 路               | Railways  | 22.7 | 23.7 | 19.4 | 16.3 | 16.8 |
| 公 路               | Highways  | 76.7 | 75.6 | 79.6 | 83.1 | 82.6 |
| 水 运               | Waterways   | 0.6  | 0.7  | 0.6  | 0.6  | 0.6  |
| 货物周转量运输方式结构       | Structure of Freight Ton -Kilometers                        |      |      |      |      |      |
| 铁 路               | Railways  | 86.9 | 85.7 | 80.2 | 73.9 | 74.6 |
| 公 路               | Highways  | 12.6 | 13.7 | 19.2 | 25.4 | 24.7 |
| 水 运               | Waterways   | 0.5  | 0.6  | 0.6  | 0.7  | 0.7  |
| <b>批发零售贸易、餐饮业</b> | <b>Wholesale and Retail Trades, Catering Trade</b>          |      |      |      |      |      |
| 社会消费品零售总额市结构      | Composition of Retail Sales of Consumer Goods               |      |      |      |      |      |
| 市                 | Cities  |      | 44.8 | 48.9 | 48.8 | 48.9 |
| 县                 | Counties  |      | 24.3 | 21.8 | 21.5 | 21.4 |
| 县以下               | Below Counties  |      | 30.9 | 29.3 | 29.7 | 29.7 |
| <b>国际旅游</b>       | <b>International Tourism</b>                                |      |      |      |      |      |
| 国际旅游人数结构          | Structure of Tourists                                       |      |      |      |      |      |

2-7 续表2 continued

单位: %

(%)

| 指 标          | Item  | 1985 | 1990 | 1995 | 1999 | 2000 |
|--------------|---|------|------|------|------|------|
| 外国人          | Foreigners  |      | 42.1 | 56.5 | 60.0 | 56.0 |
| 华侨           | Overseas Chinese  |      | 1.0  | 4.0  | 2.0  |      |
| 港澳台同胞        | Compatriots from Hong Kong, Macao and Taiwan                                  |      | 56.9 | 39.5 | 38.0 | 44.0 |
| <b>教育、科技</b> | <b>Education, Science</b>   |      |      |      |      |      |
| <b>教育</b>    | <b>Education</b>  |      |      |      |      |      |
| 专任教师结构       | Full-time Teachers by Type  |      |      |      |      |      |
| 大学           | Regular Institutions of Higher Education                                      | 1.6  | 1.9  | 2.2  | 2.4  | 2.4  |
| 中等专业学校       | Specialized Secondary Schools   | 1.3  | 1.7  | 2.0  | 2.1  | 2.0  |
| 中学(含职业中学)    | Regular Secondary Schools<br>(Include Vocational Secondary Schools)           | 33.7 | 35.0 | 39.0 | 39.7 | 40.2 |
| 小学           | Primary Schools   | 63.4 | 61.3 | 56.7 | 55.8 | 55.4 |
| 在校学生结构       | Structure of Student Enrollment   |      |      |      |      |      |
| 大学生(含研究生)    | University and College Students (Include Postgraduates)                       | 0.5  | 0.6  | 0.8  | 1.0  | 1.4  |
| 中专生          | Specialized Secondary Schools Students  | 0.6  | 1.0  | 1.4  | 1.9  | 1.8  |
| 中学生(含职业中学生)  | Secondary School Students<br>(Include Vocational Secondary Schools)           | 26.0 | 27.3 | 30.2 | 33.4 | 36.6 |
| 小学生          | Primary School Students   | 73.0 | 71.1 | 67.6 | 63.7 | 60.2 |
| <b>科技</b>    | <b>Science and Technology</b>   |      |      |      |      |      |
| 科技经费筹集结构     | Structure of Funding for Scientific and<br>Technological Expenditure          |      |      |      |      |      |
| 政府拨款         | Government Funds  |      |      | 15.2 | 29.9 | 22.6 |
| 自筹资金         | Fundraising   |      |      | 56.9 | 59.5 | 58.0 |
| 银行贷款         | Loans from Banks  |      |      | 18.8 | 6.1  | 9.9  |
| 其他           | Others  |      |      | 9.1  | 4.5  | 9.5  |
| <b>生活、环境</b> | <b>Family, People's Livelihood and Environment</b>                            |      |      |      |      |      |
| <b>生活</b>    | <b>People's Livelihood</b>  |      |      |      |      |      |
| 城镇居民消费结构     | Consumption Structure of Urban Residents                                      |      |      |      |      |      |
| 食品类          | Food  |      |      | 50.1 | 40.8 | 36.2 |
| 衣着类          | Clothing  |      |      | 16.4 | 12.3 | 12.0 |
| 用品及其他        | Articles for Daily Use and Others   |      |      | 27.5 | 34.8 | 37.5 |
| 居住           | Residence   |      |      | 6.0  | 12.0 | 14.3 |
| 农村居民消费结构     | Consumption Structure of Rural Residents                                      |      |      |      |      |      |
| 食品类          | Food  | 56.0 | 55.0 | 58.6 | 53.0 | 49.7 |
| 衣着类          | Clothing  | 10.9 | 9.9  | 8.3  | 6.4  | 6.6  |
| 用品及其他        | Articles for Daily Use and Others   | 13.2 | 16.7 | 18.9 | 23.6 | 28.0 |
| 居住           | Residence   | 19.9 | 18.4 | 14.2 | 17.0 | 15.7 |
| <b>福利</b>    | <b>Social Welfare</b>   |      |      |      |      |      |
| 在岗职工保险福利费结构  | Structure of Insurance Contribution and Welfare<br>Funds of Staff and Workers |      |      |      |      |      |
| 国有单位         | State-owned Units   | 86.9 | 89.8 | 89.0 | 78.0 | 80.0 |
| 城镇集体单位       | Urban Collective Owned Units  |      |      | 8.5  | 6.7  | 6.3  |
| 其他单位         | Others  |      |      | 2.5  | 15.3 | 13.7 |
| 离退休人员结构      | Structure of Retired Staff and Workers  |      |      |      |      |      |
| 国有单位         | State-owned Units   |      | 79.8 | 83.5 | 70.0 | 73.3 |
| 城镇集体单位       | Urban Collective Owned Units  |      | 20.1 | 15.6 | 17.5 | 11.7 |
| 其他单位         | Others  |      | 0.1  | 0.9  | 12.5 | 15.0 |
| <b>环境</b>    | <b>Environment</b>  |      |      |      |      |      |
| 污染治理资金使用结构   | Uses of Funds in Pollution Treatment  |      |      |      |      |      |
| 治理废水         | Waste Water Treatment   | 45.8 | 54.5 | 59.0 | 62.7 | 43.1 |
| 治理废气         | Waste Gas Treatment   | 32.5 | 27.6 | 23.8 | 30.9 | 49.8 |
| 治理固体废物       | Solid Wastes Treatment  | 8.3  | 13.3 | 15.0 | 1.3  | 5.0  |
| 治理噪声         | Noise Abatement   | 3.5  | 1.7  | 1.3  | 0.5  | 0.2  |
| 其他           | Others  | 9.9  | 3.0  | 0.9  | 4.6  | 1.9  |

## 2-8 主要社会经济指标人均水平

## Major Per Capita Indicators of Society and Economy

本表价值量指标均按当年价格计算。

The data in value terms in the table are calculated at current prices.

| 指 标                   | Item  | 1985          | 1990          | 1995           | 1999           | 2000           |
|-----------------------|---|---------------|---------------|----------------|----------------|----------------|
| <b>国内生产总值 (元)</b>     | <b>Cross Domestic Products (yuan)</b>                                       | <b>579.7</b>  | <b>1090.6</b> | <b>3312.8</b>  | <b>4893.7</b>  | <b>5443.6</b>  |
| 第一产业                  | Primary Industry  | 222.6         | 380.1         | 841.8          | 1201.1         | 1230.7         |
| 第二产业                  | Secondary Industry  | 218.2         | 387.2         | 1566.9         | 2214.6         | 2557.5         |
| 工业                    | Industry  | 185.3         | 336.7         | 1406.5         | 1913.0         | 2202.7         |
| 建筑业                   | Construction  | 33.0          | 50.5          | 160.4          | 301.6          | 354.8          |
| 第三产业                  | Tertiary Industry   | 138.9         | 323.3         | 904.1          | 1478.0         | 1655.3         |
| # 交通运输、仓储及邮电通信业       | Transportation, Post and Telecommunications                                 | 31.9          | 69.6          | 181.0          | 356.6          | 415.2          |
| 批发零售贸易业、餐饮业           | Wholesale, Retail & Catering Trade  | 35.1          | 67.9          | 201.6          | 362.6          | 403.3          |
| <b>全社会固定资产投资额 (元)</b> | <b>Total Investment in Fixed Assets (yuan)</b>                              | <b>162.9</b>  | <b>240.5</b>  | <b>888.2</b>   | <b>1416.1</b>  | <b>1563.6</b>  |
| <b>人民生活 (元)</b>       | <b>People's Livelihood (yuan)</b>   |               |               |                |                |                |
| 在岗职工平均工资              | Average Wage of Staff and Workers   | 1015          | 1825          | 4344           | 6194           | 6930           |
| 城镇居民人均可支配收入           | Per Capita Annual Disposable Income of Urban Households                     |               |               | 3299.46        | 4532.36        | 4766.26        |
| 城镇居民人均生活费收入           | Per Capita Annual Income Available for living of Urban Residents            | 560.95        | 1152.95       | 3029.47        | 4077.48        | 4303.74        |
| 城镇居民人均消费性支出           | Per Capita Annual Living Expenditure of Urban Residents                     | 556.72        | 1067.67       | 2673.95        | 3497.53        | 3830.71        |
| 农民人均纯收入               | Per Capita Net Income of Rural Residents                                    | 328.78        | 526.95        | 1231.97        | 1948.36        | 1985.82        |
| 农民人均生活消费支出            | Per Capita Living Expenditure of Rural Households                           | 260.19        | 437.73        | 929.39         | 1163.98        | 1315.83        |
| 居民储蓄额                 | Balance of Savings Deposit of Rural and Urban Residents                     | 107.34        | 434.87        | 1600.38        | 3132.08        | 3353.79        |
| <b>农林牧渔业</b>          | <b>Farming Forestry, Animal Husbandry and Fishery</b>                       |               |               |                |                |                |
| 农林牧渔业总产值 (元)          | Gross Output Value of Farming Forestry, Animal Husbandry and Fishery (yuan) | 310.0         | 585.8         | 1438.9         | 2039.1         | 2099.5         |
| 主要农产品产量 (千克)          | Output of Major Farm Products (kg)  |               |               |                |                |                |
| 粮食                    | Grain   | 347.86        | 385.49        | 382.47         | 454.84         | 434.57         |
| 棉花                    | Cotton  | 7.02          | 7.89          | 8.50           | 7.56           | 7.46           |
| 油料                    | Oil-bearing Crops   | 12.34         | 17.77         | 32.88          | 37.35          | 41.59          |
| 烟叶                    | Tobacco   | 6.92          | 4.77          | 2.46           | 3.04           | 2.92           |
| 水果                    | Fruits  | 6.84          | 7.46          | 23.35          | 37.37          | 38.64          |
| 猪牛羊肉                  | Pork, Beef and Mutton   | 8.66          | 14.43         | 32.64          | 45.57          | 47.99          |
| 水产品                   | Aquatic Products  | 0.82          | 1.22          | 2.00           | 3.08           | 3.41           |
| <b>工业</b>             | <b>Industry</b>   |               |               |                |                |                |
| 工业总产值 (元)             | Gross industrial Output Value (yuan)  | 515.0         | 1209.7        | 4847.6         | 6309.3         | 7118.74        |
| 主要工业产品产量              | Output of Major Industrial Products   |               |               |                |                |                |
| 纱 (千克)                | Yarn (kg)   | 2.94          | 3.67          | 4.53           | 5.65           | 6.47           |
| 布 (米)                 | Cloth (m)   | 12.01         | 13.03         | 18.36          | 12.75          | 11.75          |
| 原煤 (千克)               | Coal (kg)   | 1008.34       | 1059.51       | 1140.12        | 856.81         | 802.92         |
| 发电量 (千瓦小时)            | Electricity (kwh)   | 268.66        | 372.39        | 604.27         | 704.71         | 736.31         |
| 钢 (千克)                | Steel (kg)  | 12.48         | 19.72         | 31.00          | 41.92          | 42.89          |
| 成品钢材 (千克)             | Steel Products (kg)   | 10.22         | 15.64         | 28.81          | 40.58          | 42.98          |
| 水泥 (千克)               | Cement (kg)   | 98.15         | 137.56        | 369.40         | 406.46         | 394.47         |
| <b>社会消费品零售总额 (元)</b>  | <b>Total Retail Sales of Consumer Goods (yuan)</b>                          | <b>231.76</b> | <b>366.76</b> | <b>1000.30</b> | <b>1728.15</b> | <b>1893.06</b> |
| <b>财政</b>             | <b>Public Finance</b>   |               |               |                |                |                |
| 财政收入 (元)              | Financial Revenue of the Local Government (元)                               | 62.80         | 97.54         | 137.50         | 238.85         | 261.15         |
| 财政支出 (元)              | Financial Expenditures of the Local Government (元)                          | 63.54         | 104.47        | 228.68         | 410.99         | 472.06         |
| <b>教育和卫生</b>          | <b>Education and Health Care</b>  |               |               |                |                |                |
| 每万人拥有大学生 (含研究生) (人)   | Number of Doctors per 10 000 Persons (Include Postgraduates) (unit)         | 8.86          | 9.41          | 13.59          | 20.02          | 28.00          |
| 每千人拥有医院、卫生院床位 (张)     | Number of Hospital Beds per 1000 Persons (unit)                             | 1.75          | 1.89          | 1.93           | 1.95           | 1.93           |
| 每千人拥有医生 (人)           | Number of Doctors per 1000 Persons (unit)                                   | 1.07          | 1.15          | 1.16           | 1.16           | 1.17           |

## 2-9 国民经济和社会发展比例和效益指标

### Indicators on Proportions and Efficiency in National Economic and Social Development

本表价值量指标均按当年价格计算。

The data in value terms in the table are calculated at current prices.

| 指 标                         | Item   | 1985  | 1990   | 1995   | 1999   | 2000   |
|-----------------------------|--|---|--------|--------|--------|--------|
| <b>人口和就业</b>                |  | <b>Population and Employment</b>  |        |        |        |        |
| <b>人口</b>                   |  | <b>Population</b>   |        |        |        |        |
| 出生率(‰)                      | Birth Rate (‰)   | 20.09   | 24.92  | 14.41  | 14.07  | 13.87  |
| 死亡率(‰)                      | Death Rate (‰)   | 6.13  | 6.52   | 6.28   | 6.35   | 6.23   |
| 自然增长率(‰)                    | Natural Growth Rate (‰)  | 13.96   | 18.40  | 8.13   | 7.72   | 7.64   |
| <b>就业</b>                   |  | <b>Employment</b>   |        |        |        |        |
| 城镇每一就业者负担人口(人)              | Number of Dependents per Urban Employee (persons)  | 1.83  | 1.72   | 1.77   | 1.77   | 1.94   |
| 从业人员三次产业比例<br>(第一产业=100)    |  | Employment Ratio by Type of Industry<br>(Employment in primary industry=100)      |        |        |        |        |
| 第一产业                        | Primary Industry   | 100.0   | 100.0  | 100.0  | 100.0  | 100.0  |
| 第二产业                        | Secondary Industry   | 20.3  | 23.7   | 33.0   | 27.6   | 27.4   |
| 第三产业                        | Tertiary Industry  | 16.6  | 20.5   | 27.2   | 29.9   | 28.9   |
| 城镇登记失业率(%)                  | Unemployment Rate in Urban Areas (%)   | 2.5   | 3.3    | 2.1    | 2.6    | 2.6    |
| <b>宏观经济</b>                 |  | <b>Macro Economy</b>  |        |        |        |        |
| <b>国民核算</b>                 |  | <b>National Accounting</b>  |        |        |        |        |
| 三次产业增加值比例(第一产业=100)         |  | Ratio of Value-added by Type of Industry<br>(Value added in primary industry=100) |        |        |        |        |
| 第一产业                        | Primary Industry   | 100.0   | 100.0  | 100.0  | 100.0  | 100.0  |
| 第二产业                        | Secondary Industry   | 98.1  | 101.9  | 186.1  | 184.4  | 207.8  |
| 第三产业                        | Tertiary Industry  | 62.4  | 85.0   | 107.4  | 123.1  | 134.5  |
| 全社会劳动生产率(元/人·年)             | Overall Labor Productivity (yuan/person)   | 1316  | 2328   | 6705   | 8969   | 9534   |
| 第一产业                        | Primary Industry   | 674   | 1174   | 2687   | 3593   | 3382   |
| 第二产业                        | Secondary Industry   | 3784  | 4990   | 15842  | 22089  | 25543  |
| 第三产业                        | Tertiary Industry  | 2646  | 4831   | 11037  | 13302  | 15484  |
| 人均国内生产总值(元)                 | Per Capita GDP (yuan)  | 579.7   | 1090.6 | 3312.8 | 4893.7 | 5444.0 |
| <b>固定资产投资</b>               |  | <b>Investment in Fixed Assets</b>   |        |        |        |        |
| 固定资产投资率(%)                  | Proportion of Investment in fixed Assets to GDP (%)  | 28.1  | 22.1   | 26.8   | 28.9   | 28.7   |
| 全社会房屋建筑面积竣工率(%)             | Rate of Total Floor Space of Buildings Completed in Construction (%)   | 91.1  | 91.5   | 82.5   | 79.2   | 77.6   |
| 基本建设固定资产交付使用率(%)            | Rate of Fixed Assets Completed in Capital Construction and Put into Use (%)  | 80.2  | 76.2   | 60.0   | 58.8   | 49.5   |
| 基本建设项目建成投产率(%)              | Rate of Projects Completed in Capital Construction and Put into Use (%)  | 56.4  | 52.6   | 65.2   | 59.8   | 57.2   |
| <b>财政</b>                   |  | <b>Finance</b>  |        |        |        |        |
| 财政收入相当于国内生产总值比例(%)          | Proportion of Government Revenue to GDP (%)  | 10.8  | 8.9    | 4.2    | 4.9    | 4.8    |
| 支援农林牧渔业生产和各项农业事业费占财政支出比例(%) | Proportion of Expenditure for Supporting Agricultural Production and Agricultural Operating Expenses to Government Expenditures (%)  | 8.9   | 10.4   | 7.5    | 6.2    | 5.9    |
| 文教科卫事业费支出占财政支出比例(%)         | Proportion of Operating Expenses for Culture Education Science & Health Care (%)   | 28.1  | 27.4   | 28.1   | 24.9   | 24.3   |
| <b>物价指数</b>                 |  | <b>Price Index</b>  |        |        |        |        |
| 工农业商品综合比价<br>(农产品收购价格=100)  | Overall Industrial and Farm Products Price Parity Index (General Purchasing Price of Farm Products=100)                              | 99.5  | 108.8  | 92.2   | 109.5  | 101.5  |
| <b>利用外资</b>                 |  | <b>Utilization of Foreign Capital</b>   |        |        |        |        |
| 实际利用外资额相当于<br>签订利用外资额比例(%)  | Proportion of Foreign Capital Actually Used to Total Amount of Foreign Capital for Utilization by Signed Contracts or Agreements (%) | 16.1  | 51.8   | 105.6  | 115.8  | 101.1  |
| <b>产业经济</b>                 |  | <b>Industries</b>   |        |        |        |        |
| <b>农业</b>                   |  | <b>Agriculture</b>  |        |        |        |        |
| 人均耕地面积(公顷)                  | Per Capita Cultivated Land (hectare)   | 0.09  | 0.08   | 0.07   | 0.07   | 0.07   |
| 每公顷耕地化肥施用折纯量(千克)            | Chemical Fertilizer Consumption per Hectare of Cultivated Land (kg)  | 204.10  | 307.50 | 473.44 | 585.80 | 611.92 |
| 每公顷播种面积农产量(千克)              | Output of Farm Crops per Hectare of Sown Area (kg)   | 3000  | 3540   | 3935   | 4709   | 4542   |
| 粮食                          | Grain  | 675   | 825    | 770    | 965    | 903    |
| 棉花                          | Cotton   |   |        |        |        |        |

2-9 续表1 continued

| 指 标                   | Item  | 1985  | 1990  | 1995  | 1999   | 2000   |
|-----------------------|---|-------|-------|-------|--------|--------|
| 油料                    | Oil-bearing Crops   | 1215  | 1740  | 2344  | 2654   | 2630   |
| <b>工业</b>             | <b>Industry</b>   |       |       |       |        |        |
| 国有及国有控股企业效益(%)        | Economic Efficiency of Industrial Enterprises with State-owned or Controlling Share Hold Enterprises (%)  |       |       |       |        |        |
| 固定资产原价利税率             | Ratio of Per-tax Profits to Fixed Assets  | 18.2  | 11.7  | 10.1  | 6.2    | 7.7    |
| 资金利税率                 | Ratio of Per-tax Profits to Total Capital   | 14.3  | 11.3  | 9.0   | 5.1    | 6.5    |
| 总资产贡献率                | Ratio of Total Assets to Industrial Output Value  |       |       |       | 5.73   | 7.02   |
| <b>建筑业</b>            | <b>Construction</b>   |       |       |       |        |        |
| 技术装备率(元/人.年)          | Value of Machinery per Laborer (yuan/person)  |       | 2274  | 3955  | 4463   | 5302   |
| 按工程个数计算工程质量优良品率(%)    | Rate of High Quality Projects (Calculated by Number of Projects) (%)  |       | 42.7  | 36.6  | 39.3   | 41.5   |
| <b>对外经济贸易和国际旅游</b>    | <b>Foreign Trade and International Tourism</b>  |       |       |       |        |        |
| 进出口总额相当于国内生产总值比例(%)   | Proportion of Total Imports & Exports to GDP (%)  | 3.7   | 5.2   | 6.2   | 3.2    | 3.7    |
| 每一来豫游客支出(美元)          | Expenditure per International Tourist in Henan (USD)  | 32    | 43    | 404   | 581    | 381    |
| <b>金融保险</b>           | <b>Finance</b>  |       |       |       |        |        |
| 金融机构存款相当于国内生产总值比例(%)  | Bank Deposits as Percentage of GDP (%)  |       | 63.5  | 71.0  | 91.7   | 92.5   |
| 金融机构贷款相当于国内生产总值比例(%)  | Bank Loans as Percentage of GDP (%)   |       | 82.7  | 72.3  | 91.3   | 84.8   |
| <b>教育、科技</b>          | <b>Education, Science and Technology</b>  |       |       |       |        |        |
| <b>教育</b>             | <b>Education</b>  |       |       |       |        |        |
| 小学适龄人口入学率(%)          | Rate of School-age Children Enrollment (%)  | 96.90 | 98.78 | 99.17 | 99.84  | 99.84  |
| 小学毕业生升学率(%)           | Rate of Graduates of Primary Schools Entering Junior Secondary Schools (%)  | 64.70 | 65.48 | 85.60 | 95.56  | 95.42  |
| 小学在校生巩固率(%)           | Percentage of Student Enrollment Consolidated on Primary Schools (%)  |       |       | 99.30 | 100.06 | 100.02 |
| 初中毕业生升学率(%)           | Rate of Graduates of Junior Secondary Schools Entering Senior Secondary Schools (%)   | 32.90 | 31.90 | 45.10 | 42.08  | 41.40  |
| 初中在校生巩固率(%)           | Percentage of Student Enrollment Consolidated on Regular Junior Secondary Schools Primary Schools(%)  |       |       | 97.00 | 98.29  |        |
| 学校教师负担系数              | Student-teacher Ratio(in percentage)  |       |       |       |        |        |
| 高等学校                  | Colleges and Universities   | 6.2   | 5.7   | 7.9   | 9.9    | 13.0   |
| 中等学校                  | Secondary Schools   | 15.8  | 14.4  | 17.1  | 19.7   | 20.6   |
| 小学学校                  | Primary Schools   | 24.0  | 21.7  | 26.5  | 26.6   | 24.6   |
| <b>科技</b>             | <b>Science and Technology</b>   |       |       |       |        |        |
| 科技经费筹集额相当于国内生产总值比例(%) | R&D Expenditures as Percentage of GDP (%)   |       |       | 1.23  | 0.84   | 1.19   |
| <b>生活、环境</b>          | <b>Family, People's Livelihood and Environment</b>  |       |       |       |        |        |
| <b>生活</b>             | <b>Family</b>   |       |       |       |        |        |
| 城乡居民收入比例(农民人均纯收入为1)   | Proportion of Growth Rate of Annual Income of Urban Residents to the Growth Rate of Annual Net Income of Rural Residents (Per Capita Net Income of Rural Residents=1) | 1.7   | 2.2   | 2.7   | 2.3    | 2.4    |
| <b>福利</b>             | <b>Welfare</b>  |       |       |       |        |        |
| 在岗职工保险福利费相当于工资总额比例(%) | Insurance & Welfare Funds of Staff and Workers as Percentage of Total Wages (%)   | 18.9  | 16.8  | 8.8   | 7.9    | 6.1    |
| 离退休退职人数相当于在职人数比例(%)   | Proportion of the Number of Workers Who Have Retired or Resigned to the Number of Employed Ones (%)   | 8.5   | 13.3  | 15.8  | 23.0   | 24.4   |
| <b>卫生</b>             | <b>Health Care</b>  |       |       |       |        |        |
| 每千人口拥有医生数(人)          | Number of Doctors per 1000 Persons (Person)   | 1.07  | 1.15  | 1.16  | 1.16   | 1.17   |
| 每千人口拥有医院、卫生院病床数(张)    | Number of Hospital Beds per 1000 Persons (unit)   | 1.75  | 1.89  | 1.93  | 1.95   | 1.93   |
| <b>市政建设</b>           | <b>City Construction</b>  |       |       |       |        |        |
| 城市自来水普及率(%)           | Percentage of Households with Access to Tap Water(%)  | 91.1  | 91.6  | 95.8  | 94.9   | 96.8   |
| 城市用气普及率(%)            | Percentage of Households with Access to Tap Gas (%)   | 9.1   | 41.0  | 46.6  | 68.7   | 70.2   |
| 人均公共绿地面积(平方米)         | Public Green Areas per Persons (sq.m)   | 2.1   | 3.0   | 2.7   | 6.0    | 6.0    |
| <b>环境、灾害</b>          | <b>Environment and Disasters</b>  |       |       |       |        |        |
| 平均每起火灾损失(元)           | Average Loss of per Fire Disaster (yuan)  |       |       |       | 7011   | 6686   |
| 平均每起交通事故损失(元)         | Average Loss of per Traffic Accident (yuan)   |       |       |       | 5129   | 2988   |
| 平均每起环境污染事故赔偿金额(元)     | Average Loss per Pollution Accident (yuan)  | 19630 | 26325 | 44754 | 8400   | 7920   |



2-10 贫困县市主要指标(2000年)

| 县市<br>Region    | 年底总人口                            | 国内生产总值                                | 第一产业                | 第二产业                  | 第三产业                 | 人均国内生产总值                    | 国有及其它经济类型固定资产投资   |
|-----------------|----------------------------------|---------------------------------------|---------------------|-----------------------|----------------------|-----------------------------|---|
|                 | (万人)<br>Population<br>(year-end) | (万元)<br>Cross<br>Domestic<br>Products | Primary<br>Industry | Secondary<br>Industry | Tertiary<br>Industry | (元)<br>Per<br>Capita<br>GDP | Investment<br>in Fixed<br>Assets of<br>State-Owned<br>Units<br>(10 000<br>yuan) |
|                 | (10 000<br>persons)              | (10 000<br>yuan)                      |                     |                       |                      | (yuan)                      |   |
| <b>总计 Total</b> | <b>2355.22</b>                   | <b>7610950</b>                        | <b>2681879</b>      | <b>3002549</b>        | <b>1926522</b>       | <b>3238</b>                 | <b>834292</b>   |
| 新安县 Xinan       | 48.30                            | 348496                                | 30883               | 230589                | 87024                | 7286                        | 42127   |
| 栾川县 Luanchuan   | 31.02                            | 117738                                | 20603               | 59025                 | 38110                | 3820                        | 16616   |
| 嵩县 Songxian     | 51.47                            | 116656                                | 34984               | 33471                 | 48201                | 2277                        | 14341   |
| 汝阳县 Ruyang      | 41.85                            | 113889                                | 30633               | 40801                 | 42455                | 2739                        | 8460  |
| 宜阳县 Yiyang      | 65.46                            | 152031                                | 49462               | 48540                 | 54029                | 2340                        | 15397   |
| 洛宁县 Luoning     | 44.10                            | 129166                                | 38501               | 29071                 | 61594                | 2956                        | 10409   |
| 伊川县 Yichuan     | 72.87                            | 271815                                | 52668               | 165992                | 53155                | 3769                        | 39610   |
| 鲁山县 Lushan      | 81.44                            | 191387                                | 58321               | 69531                 | 63535                | 2345                        | 23374   |
| 范县 Fanxian      | 48.31                            | 158292                                | 46459               | 61576                 | 50257                | 3309                        | 10297   |
| 台前县 Taiqian     | 34.17                            | 104487                                | 33748               | 41996                 | 28743                | 3071                        | 7409  |
| 濮阳县 Puyang      | 107.68                           | 311770                                | 116494              | 117884                | 77392                | 2910                        | 15297   |
| 澠池县 Mianchi     | 32.80                            | 256223                                | 44882               | 153555                | 57786                | 7833                        | 55713   |
| 卢氏县 Lushi       | 36.63                            | 112608                                | 37138               | 31660                 | 43810                | 3078                        | 17461   |
| 南召县 Nanzhao     | 59.31                            | 284098                                | 56190               | 174029                | 53879                | 4761                        | 27621   |
| 淅川县 Xichuan     | 70.84                            | 282701                                | 95815               | 132326                | 54560                | 3996                        | 26626   |
| 桐柏县 Tongbai     | 42.59                            | 202305                                | 71510               | 89962                 | 40833                | 4759                        | 24290   |
| 虞城县 Yucheng     | 105.42                           | 308158                                | 166069              | 76057                 | 66032                | 2910                        | 14571   |
| 宁陵县 Ningling    | 57.14                            | 200329                                | 74332               | 84256                 | 41741                | 3446                        | 19816   |
| 睢县 Suixian      | 77.80                            | 269595                                | 136033              | 69891                 | 63671                | 3484                        | 29847   |
| 永城市 Yongcheng   | 131.29                           | 512799                                | 225905              | 185833                | 101061               | 3906                        | 116985  |
| 息县 Xixian       | 90.35                            | 206611                                | 93659               | 63906                 | 49046                | 2284                        | 30387   |
| 淮滨县 Huaibin     | 64.49                            | 159601                                | 67423               | 39265                 | 52913                | 2500                        | 10172   |
| 潢川县 Huangchuan  | 77.61                            | 296115                                | 117661              | 103094                | 75360                | 3824                        | 28881   |
| 光山县 Guangshan   | 78.14                            | 229620                                | 83566               | 81402                 | 64652                | 2937                        | 22031   |
| 固始县 Gushi       | 152.64                           | 410189                                | 172146              | 127074                | 110969               | 2688                        | 40283   |
| 商城县 Shangcheng  | 69.53                            | 209095                                | 88025               | 68780                 | 52290                | 3003                        | 26209   |
| 罗山县 Luoshan     | 70.37                            | 245465                                | 99037               | 76762                 | 69666                | 3426                        | 22469   |
| 新县 Xinxian      | 33.26                            | 146077                                | 54381               | 60232                 | 31464                | 4405                        | 17450   |
| 确山县 Queshan     | 59.11                            | 226108                                | 77311               | 99934                 | 48863                | 3841                        | 13376   |
| 泌阳县 Beiyang     | 92.98                            | 268863                                | 106325              | 96858                 | 65680                | 2911                        | 20278   |
| 上蔡县 Shangcai    | 132.81                           | 296538                                | 101483              | 114166                | 80889                | 2244                        | 23365   |
| 平舆县 Pingyu      | 92.92                            | 219144                                | 87966               | 82257                 | 48921                | 2369                        | 32169   |
| 新蔡县 Xincai      | 100.52                           | 252981                                | 112266              | 92774                 | 47941                | 2533                        | 10955   |

## Main Indicators by Poor County

| #基本建设<br>Capital Construction | #更新改造<br>Innovation | 粮食产量<br>(吨)<br>Output of Grain<br>(ton) | 工业总产值<br>(万元)<br>Gross industrial Output Value<br>(10 000 yuan) | 社会消费品零售总额<br>(万元)<br>Total Retail Sales of Consumer Goods<br>(10 000 yuan) | 财政收入<br>(万元)<br>Financial Revenue<br>(10 000 yuan) | 人均财政收入<br>(元)<br>Financial Revenue per persons<br>(yuan) | 居民储蓄存款<br>(万元)<br>Savings Deposit Balance in Urban and Rural Areas<br>(10 000 yuan) | 人均居民储蓄<br>(元)<br>Savings Deposit Balance in Urban and Rural Areas per persons<br>(yuan) | 农民人均纯收入<br>(元)<br>Per Capita Net Income of Rural Residents<br>(yuan) |
|-------------------------------|---------------------|---|---|--|--|--|---|---|--|
| <b>651833</b>                 | <b>145773</b>       | <b>10564979</b>                         | <b>22204120</b>   | <b>2636480</b>   | <b>266455</b>                                      | <b>113.36</b>  | <b>3630949</b>  | <b>1541.66</b>  | <b>1747.84</b>   |
| 38118                         | 4009                | 189029                                  | 545697  | 78886  | 14153  | 295.92   | 109138  | 2259.59   | 1858.49  |
| 8245                          | 7971                | 62743                                   | 153609  | 45388  | 5518   | 179.01   | 86049   | 2773.98   | 1689.80  |
| 14009                         | 332                 | 138473                                  | 77995   | 67265  | 5458   | 106.55   | 72187   | 1402.51   | 1496.30  |
| 7936                          | 524                 | 129578                                  | 91975   | 56491  | 3604   | 86.67  | 54898   | 1311.78   | 1702.15  |
| 11118                         | 4279                | 294572                                  | 118803  | 78121  | 5744   | 88.43  | 90586   | 1383.84   | 1704.99  |
| 6946                          | 3326                | 195612                                  | 67573   | 45427  | 4848   | 110.97   | 53582   | 1215.01   | 1563.30  |
| 36702                         | 2908                | 304344                                  | 472496  | 99620  | 11702  | 162.25   | 119333  | 1637.61   | 2008.96  |
| 14121                         | 1668                | 149684                                  | 171540  | 59482  | 5724   | 70.13  | 118284  | 1452.41   | 1415.30  |
| 7975                          | 1710                | 241985                                  | 164254  | 59800  | 3876   | 81.03  | 114105  | 2361.93   | 1525.66  |
| 6053                          |                     | 145485                                  | 135212  | 36718  | 2305   | 67.76  | 99201   | 2903.16   | 1543.77  |
| 12878                         | 2419                | 670320                                  | 361744  | 166487   | 9798   | 91.46  | 301911  | 2803.78   | 1750.53  |
| 46087                         | 8736                | 160991                                  | 357481  | 57960  | 15530  | 474.83   | 104435  | 3183.99   | 2204.32  |
| 15262                         | 2199                | 83266                                   | 59179   | 50031  | 7183   | 196.31   | 65038   | 1775.54   | 1698.42  |
| 19164                         | 250                 | 156124                                  | 328195  | 97662  | 5876   | 98.48  | 86480   | 1458.10   | 1460.78  |
| 20324                         | 5515                | 198745                                  | 387840  | 102018   | 9685   | 136.89   | 127270  | 1796.58   | 1369.42  |
| 21980                         | 1153                | 188984                                  | 269803  | 91661  | 6082   | 143.07   | 68966   | 1619.30   | 1365.39  |
| 14396                         | 175                 | 582859                                  | 250998  | 95860  | 7754   | 73.23  | 106724  | 1012.37   | 1447.73  |
| 10548                         | 7535                | 236760                                  | 263853  | 64598  | 4358   | 74.96  | 62278   | 1089.92   | 1691.08  |
| 22146                         | 7065                | 437746                                  | 209728  | 67812  | 5707   | 73.75  | 93945   | 1207.52   | 1573.00  |
| 87605                         | 26450               | 770563                                  | 383030  | 145060   | 18276  | 139.21   | 211848  | 1613.59   | 1863.17  |
| 21534                         | 8853                | 531558                                  | 1784320   | 73723  | 8592   | 94.99  | 108451  | 1200.34   | 1749.09  |
| 7014                          | 3158                | 335725                                  | 1006597   | 68576  | 6766   | 105.99   | 65922   | 1022.20   | 1520.12  |
| 25898                         | 2800                | 433219                                  | 2952389   | 110115   | 9639   | 124.47   | 111110  | 1431.65   | 2005.93  |
| 21005                         | 1026                | 370146                                  | 1861635   | 73905  | 7800   | 99.76  | 127110  | 1626.70   | 1888.04  |
| 35776                         | 4447                | 717697                                  | 3558363   | 167870   | 12977  | 85.04  | 216859  | 1420.72   | 1828.37  |
| 21397                         | 4812                | 285162                                  | 1594523   | 71947  | 6259   | 89.89  | 111129  | 1598.29   | 1851.47  |
| 19815                         | 2654                | 414728                                  | 1896284   | 87353  | 6536   | 91.23  | 119628  | 1699.99   | 2029.91  |
| 12835                         | 4615                | 99530                                   | 1109868   | 55010  | 5078   | 153.11   | 57035   | 1714.82   | 2177.79  |
| 12844                         |                     | 357393                                  | 332595  | 60692  | 8830   | 150.01   | 93606   | 1583.59   | 1886.07  |
| 15613                         | 4665                | 291668                                  | 305845  | 75426  | 10363  | 112.19   | 87627   | 942.43  | 1955.52  |
| 12765                         | 9500                | 565581                                  | 361031  | 91058  | 13248  | 100.27   | 170135  | 1281.04   | 2004.55  |
| 12769                         | 11019               | 369627                                  | 254387  | 66059  | 8616   | 93.12  | 128332  | 1381.10   | 1732.90  |
| 10955                         |                     | 455082                                  | 315278  | 68399  | 8570   | 85.82  | 87747   | 872.93  | 1733.35  |

## 主要统计指标解释

**可比价格** 指计算各种总量指标所采用的扣除了价格变动因素的价格，可进行不同时期总量指标的对比。按可比价格计算总量指标有两种方法：一种是直接用产品产量乘某一年的不变价格计算；另一种是用价格指数进行缩减。

**不变价格** 指以同类产品某年的平均价格作为固定价格，用于计算各年的产品价值。按不变价格计算的产品价值消除了价格变动因素，不同时期对比可以反映生产的发展速度。新中国成立后，随着工农业产品价格水平的变化，国家统计局先后五次制定了全国统一的工业产品不变价格和农业产品不变价格。从1952年到1957年使用1952年工（农）业产品不变价格，从1957年到1970年使用1957年不变价格，从1971年到1980年使用1970年不变价格，从1981年到1990年使用1980年不变价格，从1991年开始使用1990年不变价格。

**平均增长速度** 我国计算平均增长速度有两种方法：一种是习惯上经常使用的“水平法”，又称几何平均法，是以间隔期最后一年的水平同基期水平对比来计算平均每年增长（或下降）速度；另一种是“累计法”，又称代数平均法或方程法，是以间隔期内各年水平的总和同基期水平对比来计算平均每年增长（或下降）速度。在一般正常情况下，两种方法计算的平均每年增长速度比较接近；但在经济发展不平衡、出现大起大落时，两种方法计算的结果差别较大。

本《年鉴》内所列的平均增长速度，除固定资产投资用“累计法”计算外，其余均用“水平法”计算。从某年到某年平均增长速度的年份，均不包括基期年在内。如建国四十三年的平均增长速度是以1949年为基期计算的，则写为1950-1992年平均增长速度，其余类推。

**企业（单位）登记注册类型** 是以在工商行政管理机关登记注册的各类企业为划分对象，以工商行政管理部门对企业登记注册的类型为依据，将企业登记注册类型分为内资企业、港澳台商投资企业和外商投资企业三大类。内资企业包括国有企业、集体企业、股份合作企业、联营企业、有限责任公司、股份有限公司、私营公司和其他企业；港澳台商投资企业和外商投资企业分别包括合资经营企业、合作经营企业、独资经营企业和股份有限公司。对不在工商行政管理部门进行登记注册的行政机关、事业单位和社会团体，主要按其经费来源和管理方式进行划分。

**国有企业** 指企业全部资产归国家所有，并按《中华人民共和国企业法人登记管理条例》规定登记注册的非公司制的经济组织。不包括有限责任公司中的国有独资公司。

**集体企业** 指企业资产归集体所有，并按《中华人民共和国企业法人登记管理条例》规定登记注册的经济组织。

**股份合作企业** 指以合作制为基础，由企业职工共同出资入股，吸收一定比例的社会资产投资组建，实行自主经营，自负盈亏，共同劳动，民主管理，按劳分配与按股分红相结合的一种集体经济组织。

**联营企业** 指两个及两个以上相同或不同所有制性质的企业法人或事业单位法人，按自愿、平等、互利的原则，共同投资组成的经济组织。联营企业包括国有联营企业、集体联营企业、国有与集体联营企业和其他联营企业。

**有限责任公司** 指根据《中华人民共和国公司登记管理条例》规定登记注册，由两个以上、五十个以下的股东共同出资，每个股东以其所认缴的出资额对公司承担有限责任，公司以其全部资产对其债务承担责任的经济组织。有限责任公司包括国有独资公司以及其他有限责任公司。

**股份有限公司** 指根据《中华人民共和国公司登记管理条例》规定登记注册，其全部注册资本由等额股份构成并通过发行股票筹集资本，股东以其认购的股份对公司承担有限责任，公司以其全部资产对其债务承担责任的经济组织。

**私营企业** 指由自然人投资或控股，以雇佣劳动为基础的营利性经济组织。包括按照《公司法》、《合伙企业法》、《私营企业暂行条例》规定登记注册的私营有限责任公司、私营股份有限公司、私营合伙企业和私营独资企业。

**其他内资企业** 指上述企业之外的其他内资经济组织。

**与港澳台商合资经营企业** 指港澳台地区投资者与内地企业依照《中华人民共和国中外合资经营企业法》及有关法律的规定，按合同规定的比例投资设立、分享利润和分担风险的企业。

**与港澳台商合作经营企业** 指港澳台地区投资者与内地企业依照《中华人民共和国中外合作经营企业法》及有关法律的规定，依照合作合同的约定进行投资或提供条件设立、分配利润和分担风险的企业。

**港澳台商独资经营企业** 指依照《中华人民共和国外资企业法》及有关法律的规定，在内地由港澳台地区投资者全额投资设立的企业。

**港澳台商投资股份有限公司** 指根据国家有关规定，经外经贸部依法批准设立，其中港、澳、台商的股本占公司注册资本的比例达25%以上的股份有限公司。凡其中港、澳、台商的股本占公司注册资本的比例小于25%的，属于内资企业中的股

份有限公司。

**中外合资经营企业** 指外国企业或外国人与中国内地企业依照《中华人民共和国中外合资经营企业法》及有关法律的规定，按合同规定的比例投资设立、分享利润和分担风险的企业。

**中外合作经营企业** 指外国企业或外国人与中国内地企业依照《中华人民共和国中外合作经营企业法》及有关法律的规定，依照合作合同的约定进行投资或提供条件设立、分配利润和分担风险的企业。

**外资企业** 指依照《中华人民共和国外资企业法》及有关法律的规定，在中国内地由外国投资者全额投资设立的企业。

**外商投资股份有限公司** 指根据国家有关规定，经外经贸部依法批准设立，其中外资的股本占公司注册资本的比例达 25% 以上的股份有限公司。凡其中外资股本占公司注册资本的比例小于 25% 的，属于内资企业中的股份有限公司。

**行政机关、事业单位和社会团体** 参照企业登记注册类型，主要按其经费来源和管理方式划分。具体规定如下：

(1) 行政机关：包括国家机关和政党机关，原则上均列为“国有”。但有特殊规定的，如供销社等，则列为“集体”。

(2) 事业单位：包括经国家机构编制部门和有关业务主管部门批准成立的各种事业单位，不包括实行企业化管理的事业单位。事业单位的划分办法如下：

① 由国家财政预算拨款或列入财政预算外资金管理以及经费主要来源于国有主管部门或国有上级单位的事业单位，列为“国有”。

② 经费主要来源于集体单位的事业单位，列为“集体”。

③ 公民个人（或个人合伙）开办的事业单位，列为“私营”。

④ 上述以外的其他事业单位，如果其经费来源不明确，按管理方式进行归类。

(3) 社会团体：包括经民政部门批准成立以及未纳入社会团体管理条例范围的工会、妇联等各类社会团体。社会团体的划分办法如下：

① 未纳入民政部社会团体管理条例范围的工会、妇联、共青团、青联、工商联、科协、侨联等社会团体，国家拨款设立的基金会或基金管理组织以及经费主要来源于国有业务主管部门或国有上级单位的社会团体，列为“国有”。

② 经费主要来源于集体单位的社会团体，列为“集体”。

③ 公民个人（或个人合伙）开办的社会团体，划为“私营”。

④ 上述以外的其他社会团体，如果其经费来源不明确，改按管理方式进行归类。

# Explanatory Notes on Main Statistical Indicators

**Comparable Prices** refer to prices that are used to remove the factors of price change in calculating economic aggregates, so as to facilitate comparison of aggregates over time. Two methods are used for calculating economic aggregates at comparable prices:

1. Multiplying the output of products by their constant prices of certain year;
2. Deflation of data at current prices by relevant price index.

**Constant Price** refers to the average price of a given product in certain year, which is used for comparison of over output value time. As the output value at constant prices removes the factor of price changes, it reflects the trend of production development over time. Since 1949, with the changes in general price level, the State Statistical Bureau has issued nationally unified constant prices five times: the 1952 constant prices for 1949-1957; the 1957 constant prices for 1957-1971; the 1970 constant prices for 1971-1981; the 1980 constant prices for 1981-1990; and the 1990 constant prices have been used since 1991.

**Average Annual Growth Rate** Two methods for calculating average annual growth rate are applied in China, one is often called "level approach" or the method of calculating geometric average, which is derived by comparing the level of the last year of the interval with that of the beginning year; the other is called "cumulative approach" or algebraic average or equation method, which is derived by the summation of the actual figure of each year in the interval divided by the figure in the base year.

Usually the results calculated by the two methods are fairly close, but they differed sharply when uneven economic development occurred with striking fluctuations in growth.

The average annual growth rates listed in this statistical yearbook are calculated by "level approach" except for the growth rate of investment in fixed assets. The base years are not listed when the years are listed for average annual growth rates. For instance, the average annual growth rate of 43 years since 1949 is listed as average annual growth rate of 1950-1992 without listing the base year 1949. And the analogy of this is also the same for the rest of the years.

**Registration Status of Enterprises** Enterprises are classified into 3 categories, namely domestic-funded enterprises, enterprises with investment from Hong Kong, Macau and Taiwan, and enterprises with foreign investment, in the light of the registration status of an enterprise in industrial and commercial administration agencies. Domestic-funded enterprises include state-owned enterprises, collective-owned enterprises, cooperative enterprises, joint ownership enterprises, limited liability corporations, share-holding corporations Ltd., private enterprises and other enterprises. Included in the enterprises with investment from Hong Kong, Macau and Taiwan and enterprises with foreign investment are joint-venture enterprises, cooperative enterprises, sole investment enterprises and share-holding corporations Ltd. For government agencies, institutions and social organizations which are not requested to be registered in industrial and commercial administration agencies, they are classified mainly by their sources of funds and way of management.

**State-owned Enterprises** refer to non-corporation economic units where the entire assets are owned by the state and which have registered in accordance with the Regulation of the People's Republic of China on the Management of Registration of Corporate Enterprises. Excluded from this category are sole state-funded corporations in the limited liability corporations.

**Collective-owned Enterprises** refer to economic units where the assets are owned collectively and which have registered in accordance with the Regulation of the People's Republic of China on the Management of Registration of Corporate Enterprises.

**Cooperative Enterprises** refer to a form of collective economic units (enterprises) where capitals come mainly from employees as their shares, with certain proportion of capital from the outside, where production is organized on the basis of independent operation, independent accounting for profits and losses, joint work, democratic management, and a distribution system that integrates remuneration according to work with dividend according to capital share.

**Joint Ownership Enterprises** refer to economic units established by two or more corporate enterprises or corporate institutions of the same or different ownership, through joint investment on the basis of equality, voluntary participation and mutual benefits. They include state joint ownership enterprises, collective joint ownership enterprises, joint state-collective enterprises, and other joint ownership enterprises.

**Limited Liability Corporations** refer to economic units established with investment from 2-50 investors and registered in accordance with the Regulation of the People's Republic of China on the Management of Registration of Corporations, each investor

bearing limited liability to the corporation depending on its share of investment, and the corporation bearing liability to its debt to the maximum of its total assets. Limited liability corporations include exclusive state-funded limited liability corporations and other limited liability corporations.

**Share-holding Corporations Ltd.** refer to economic units registered in accordance with the Regulation of the People's Republic of China on the Management of Registration of Corporations, with total registered capitals divided into equal shares and raised through issuing stocks. Each investor bears limited liability to the corporation depending on the holding of shares, and the corporation bears liability to its debt to the maximum of its total assets.

**Private Enterprises** refer to profit-making economic units invested and established by natural persons, or controlled by natural persons using employed labour. Included in this category are private limited liability corporations, private share-holding corporations Ltd, private partnership enterprises and private-funded enterprises registered in accordance with the Corporation Law, Partnership Enterprises Law and Interim Regulations on Private Enterprises.

**Other Domestic-funded Enterprises** refer to domestic-funded economic units other than those mentioned above.

**Joint-venture Enterprises with Funds from Hong Kong, Macau and Taiwan** refer to enterprises jointly established by investors from Hong Kong, Macau and Taiwan with enterprises in the mainland of China in accordance with the Law of the People's Republic of China on Sino-foreign Joint Venture Enterprises and other relevant laws, where the share of investment, profits and risks is stipulated in the contract.

**Cooperative Enterprises with Funds from Hong Kong Macao and Taiwan, established** by investors from Hong Kong, Macao and Taiwan with enterprises in the mainland of China in accordance with the Law of the People's Republic of China on Sino-foreign Cooperative Enterprises and other relevant laws, where the investment or provision of facilities, and the share of profits and risks is stipulated in the cooperative contract.

**Enterprises with Sole (exclusive) Investment from Hong Kong, Macao and Taiwan** refer to enterprises established in the mainland of China with exclusive investment from investors from Hong Kong, Macao and Taiwan in accordance with the Law of the People's Republic of China on Foreign-Funded Enterprises and other relevant laws.

**Share-holding Corporations Ltd. with Investment from Hong Kong, Macao and Taiwan** refer to share-holding corporations Ltd. established with the approval from the Ministry of Foreign Trade and Economic Relations in line with relevant state regulations, where the share of investment from Hong Kong, Macao or Taiwan businessmen exceeds 25% of the total registered capital of the corporation. In case the share of investment from Hong Kong, Macao or Taiwan is less than 25% of the total registered capital, the enterprise is to be classified as domestic-funded share-holding corporation Ltd.

**Joint-venture Enterprises with Foreign Investment** refer to enterprises jointly established by foreign enterprises or foreigners with enterprises in the mainland of China in accordance with the Law of the People's Republic of China on Sino-foreign Joint Venture Enterprises and other relevant laws, where the share of investment, profits and risks is stipulated in the contract.

**Cooperation Enterprises with Foreign Investment** refer to enterprises jointly established by foreign enterprises or foreigners with enterprises in the mainland of China in accordance with the Law of the People's Republic of China on Sino-foreign Cooperative Enterprises and other relevant laws, where the investment or provision of facilities, and the share of profits and risks is stipulated in the cooperative contract.

**Enterprises with Sole (exclusive) Foreign Investment** refer to enterprises established in the mainland of China with exclusive investment from foreign investors in accordance with the Law of the People's Republic of China on Foreign-Funded Enterprises and other relevant laws.

**Share-holding Corporations Ltd. with Foreign Investment** refer to share-holding corporations Ltd. Established with the approval from the Ministry of Foreign Trade and Economic Relations in line with relevant state regulations, where the share of investment from foreign investors exceeds 25% of the total registered capital of the corporation. In case the share of foreign investment is less than 25% of the total registered capital, the enterprise is to be classified as domestic-funded share-holding corporation Ltd.

**Government Agencies, Institutions and Social Organizations** are classified into following categories by source of funds and way of management taking reference of the registration status of enterprises:

(1) Government agencies: include state and party agencies, classified in principle as "state-owned". There are exceptions, such as supply and marketing cooperatives, which are classified, as "collective".

(2) Institutions: include institutions of various types established with the approval by organization and staffing departments of the government, but exclude institutions where enterprise management system is introduced. Institutions are further classified as follows:

(a) Institutions whose main budget is listed in the government budget appropriations or extra-budget funds, or allocated from the budget of their competent government agencies. Such institutions are classified as "state-owned".

(b) Institutions whose budget mainly comes from collective units. Such institutions are classified as "collective".

(c) Institutions other than those mentioned above whose source of budget is not clear. Such institutions are classified by way of management.

(3) Social organizations: include social organizations established with the approval from the Ministry of Civil Affairs, and organizations that are not covered by social organization management regulations such as trade unions, women's federations etc. Social organizations are further classified as follows:

(a) Social organizations that are not covered by social organization management regulations of the Ministry of Civil Affairs such as trade unions, women's federations, communist youth leagues, youth associations, industrial and commerce associations, scientists associations, overseas Chinese associations, etc., foundations and fund management organizations established with funds from the state, and social organizations whose funds mainly come from the budget of their competent government agencies. Such institutions are classified as "state-owned".


(b) Social organizations whose budget mainly comes from collective units. Such institutions are classified as "collective".

(c) Social organizations established by individual or a group of citizens, which are classified as "private".

(d) Social organizations other than those mentioned above whose source of budget is not clear. Such organizations are classified by way of management.

# 国内生产总值指数 Indices of Gross Domestic Product

(preceding year=100)




## 国民经济核算

### National Accounts



第三产业构成 (%)  
Composition of Tertiary Industry (%)



河南统计年鉴  
HENAN STATISTICAL YEARBOOK



河南统计年鉴  
HENAN STATISTICAL YEARBOOK



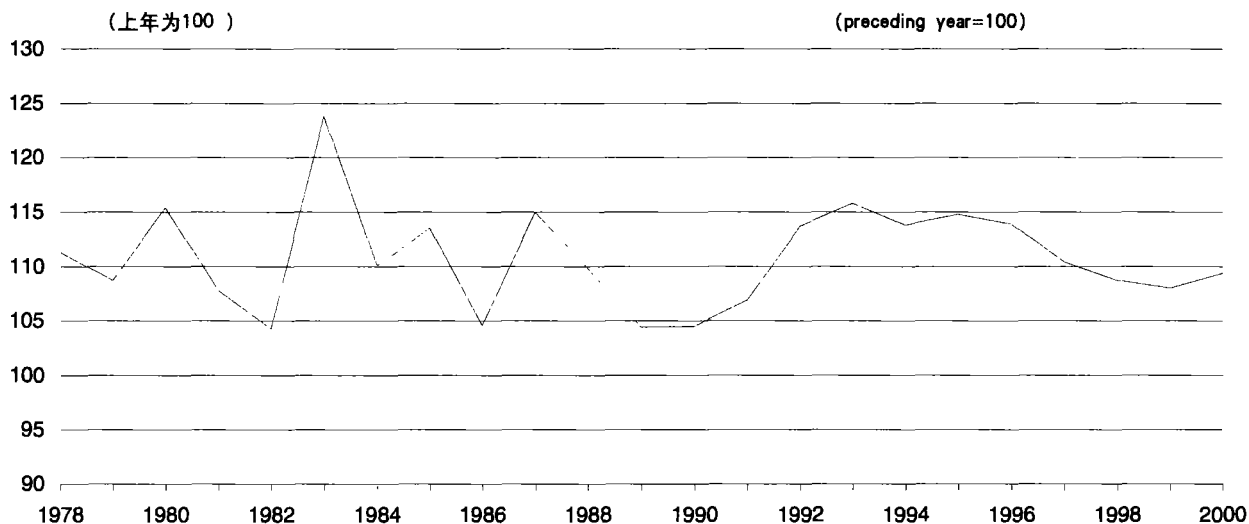
编 辑：赵 扬

*Editor: Zhao Yang*

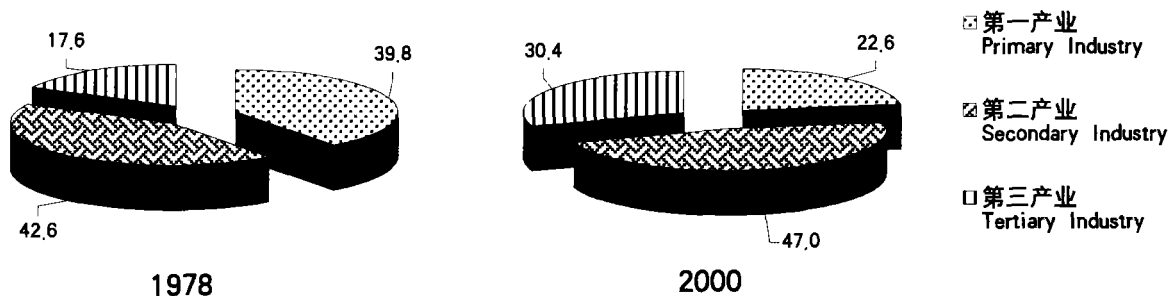
英文翻译：罗勤礼

*English translator: Luo Qinli*

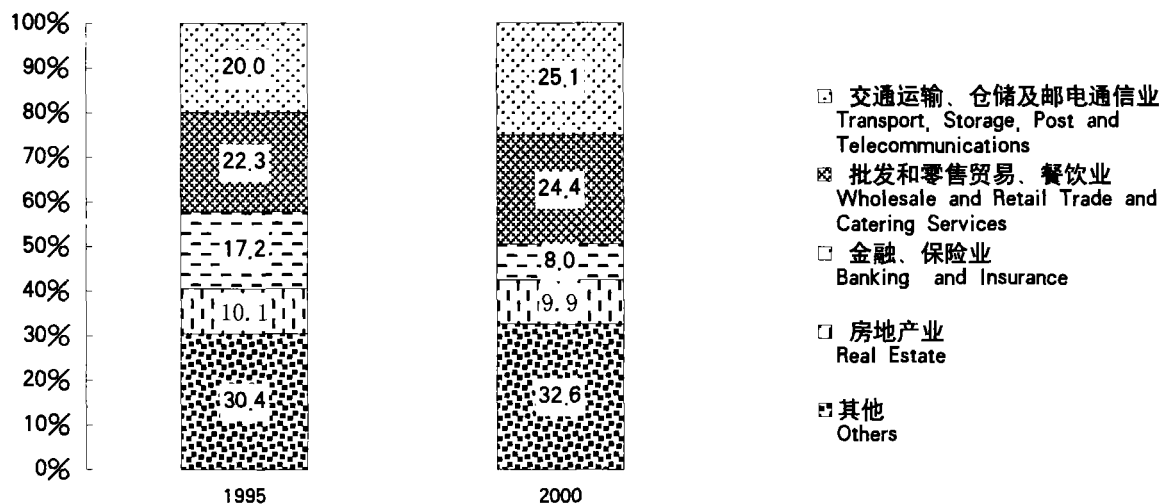
## 国内生产总值指数 Indices of Gross Domestic Product



## 国内生产总值构成 (%) Composition of Gross Domestic Product (%)



## 第三产业构成 (%) Composition of Tertiary Industry (%)



## 3-1 历年总产出

## Gross Output over the Years

本表按当年价格计算。

Data in this table are calculated at current prices.

单位: 亿元

(100 million yuan)

| 年份<br>Year | 总产出<br>Gross Output | 第一产业<br>Primary Industry |         | 第二产业<br>Secondary Industry |                     | 第三产业<br>Tertiary Industry                                  |   |        |
|------------|---------------------|--------------------------|---------|----------------------------|---------------------|--|---|--------|
|            |                     |                          |         | 工业<br>Industry             | 建筑业<br>Construction | #运输、仓储及邮电通信业<br>Transportation Post and Telecommunications | #批零贸易、餐饮业<br>Wholesale, Retail & Catering Trade |        |
| 1952       | 50.15               | 27.74                    | 14.22   | 9.98                       | 4.24                | 8.19   | 1.17  | 1.84   |
| 1953       | 59.78               | 31.54                    | 18.37   | 11.90                      | 6.47                | 9.87   | 1.40  | 2.39   |
| 1954       | 65.18               | 33.57                    | 20.47   | 13.65                      | 6.82                | 11.14  | 1.90  | 2.73   |
| 1955       | 69.57               | 36.02                    | 21.37   | 14.49                      | 6.88                | 12.18  | 2.30  | 2.87   |
| 1956       | 75.90               | 34.61                    | 26.00   | 16.11                      | 9.89                | 15.29  | 3.13  | 3.47   |
| 1957       | 83.45               | 31.57                    | 34.98   | 16.63                      | 18.35               | 16.90  | 3.53  | 3.28   |
| 1958       | 112.24              | 33.78                    | 59.80   | 33.17                      | 26.63               | 18.66  | 4.57  | 4.45   |
| 1959       | 132.17              | 32.46                    | 81.85   | 50.16                      | 31.69               | 17.86  | 3.64  | 4.03   |
| 1960       | 141.96              | 28.94                    | 92.41   | 58.41                      | 34.00               | 20.61  | 4.29  | 5.53   |
| 1961       | 91.49               | 24.81                    | 46.44   | 31.20                      | 15.24               | 20.24  | 3.57  | 4.94   |
| 1962       | 83.14               | 28.13                    | 35.56   | 23.93                      | 11.63               | 19.45  | 3.21  | 4.91   |
| 1963       | 83.19               | 25.33                    | 37.94   | 26.65                      | 11.29               | 19.92  | 3.55  | 4.88   |
| 1964       | 93.59               | 32.20                    | 39.89   | 32.27                      | 7.62                | 21.50  | 3.97  | 5.42   |
| 1965       | 117.13              | 42.17                    | 51.54   | 42.24                      | 9.30                | 23.42  | 4.84  | 5.95   |
| 1966       | 134.83              | 49.65                    | 60.43   | 49.30                      | 11.13               | 24.75  | 5.61  | 6.40   |
| 1967       | 137.44              | 58.02                    | 55.06   | 46.15                      | 8.91                | 24.36  | 4.56  | 6.78   |
| 1968       | 128.21              | 54.95                    | 49.66   | 42.37                      | 7.29                | 23.60  | 4.13  | 6.42   |
| 1969       | 149.88              | 57.73                    | 66.56   | 54.25                      | 12.31               | 25.59  | 5.28  | 7.52   |
| 1970       | 187.42              | 67.18                    | 91.49   | 73.68                      | 17.81               | 28.75  | 7.03  | 8.70   |
| 1971       | 209.35              | 71.21                    | 107.79  | 91.54                      | 16.25               | 30.35  | 7.50  | 9.72   |
| 1972       | 221.75              | 72.50                    | 115.79  | 100.75                     | 15.04               | 33.46  | 7.91  | 11.09  |
| 1973       | 243.17              | 83.31                    | 124.47  | 106.07                     | 18.40               | 35.39  | 8.33  | 12.13  |
| 1974       | 256.42              | 83.21                    | 135.97  | 115.62                     | 20.35               | 37.24  | 8.75  | 13.07  |
| 1975       | 278.72              | 85.98                    | 153.91  | 130.46                     | 23.45               | 38.83  | 9.58  | 13.41  |
| 1976       | 258.86              | 87.17                    | 131.44  | 107.99                     | 23.45               | 40.25  | 9.72  | 13.92  |
| 1977       | 317.17              | 82.70                    | 189.20  | 161.69                     | 27.51               | 45.27  | 12.57   | 15.33  |
| 1978       | 349.25              | 95.38                    | 199.73  | 170.82                     | 28.91               | 54.14  | 16.62   | 17.87  |
| 1979       | 397.36              | 113.48                   | 225.93  | 193.49                     | 32.44               | 57.95  | 16.50   | 19.50  |
| 1980       | 449.88              | 134.62                   | 247.42  | 209.23                     | 38.19               | 67.84  | 17.48 <sup>a</sup>                              | 21.12  |
| 1981       | 497.44              | 151.24                   | 264.65  | 223.50                     | 41.15               | 81.55  | 18.69   | 23.25  |
| 1982       | 530.96              | 151.06                   | 292.59  | 246.28                     | 46.31               | 87.31  | 22.41   | 21.89  |
| 1983       | 613.40              | 187.02                   | 318.00  | 268.14                     | 49.86               | 108.38   | 28.06   | 25.45  |
| 1984       | 703.22              | 208.68                   | 364.13  | 307.58                     | 56.55               | 130.41   | 32.98   | 34.20  |
| 1985       | 911.57              | 241.54                   | 487.03  | 401.32                     | 85.71               | 183.00   | 43.57   | 53.20  |
| 1986       | 1038.75             | 259.49                   | 577.92  | 478.09                     | 99.83               | 201.34   | 46.72   | 58.63  |
| 1987       | 1289.19             | 323.62                   | 709.86  | 594.64                     | 115.22              | 255.71   | 54.03   | 70.88  |
| 1988       | 1631.60             | 370.67                   | 929.30  | 779.90                     | 149.40              | 331.63   | 73.15   | 107.35 |
| 1989       | 1933.73             | 449.88                   | 1086.24 | 953.56                     | 132.68              | 397.61   | 93.45   | 134.23 |
| 1990       | 2163.91             | 502.01                   | 1193.52 | 1036.73                    | 156.79              | 468.38   | 107.52  | 115.20 |
| 1991       | 2480.11             | 531.05                   | 1412.91 | 1222.68                    | 190.23              | 536.15   | 124.08  | 152.39 |
| 1992       | 3082.59             | 573.65                   | 1869.78 | 1628.63                    | 241.15              | 639.16   | 144.66  | 176.46 |
| 1993       | 4258.85             | 671.69                   | 2775.36 | 2434.37                    | 340.99              | 811.80   | 181.80  | 210.44 |
| 1994       | 5749.54             | 883.32                   | 3853.10 | 3436.80                    | 416.30              | 1013.12  | 204.23  | 291.41 |
| 1995       | 7947.73             | 1304.25                  | 5217.64 | 4721.61                    | 496.03              | 1425.84  | 307.64  | 399.56 |
| 1996       | 9502.91             | 1606.04                  | 6291.46 | 5650.21                    | 641.25              | 1605.41  | 390.96  | 463.54 |
| 1997       | 10471.35            | 1710.12                  | 6844.87 | 6055.09                    | 789.78              | 1916.36  | 465.39  | 558.50 |
| 1998       | 10963.20            | 1823.01                  | 7071.02 | 6192.14                    | 878.88              | 2069.17  | 522.04  | 598.62 |
| 1999       | 11381.32            | 1906.75                  | 7240.30 | 6286.89                    | 953.41              | 2234.27  | 578.43  | 619.71 |
| 2000       | 12837.63            | 1981.54                  | 8321.76 | 7238.95                    | 1082.81             | 2534.33  | 656.89  | 695.39 |

## 3-2 历年总产出指数

## Indices of Gross Output over the Years

本表按可比价格计算。

The indices in this table are calculated at comparable prices.

(1952年=100)

(1952=100)

| 年份<br>Year | 总产出<br>Gross Output | 第一产业<br>Primary Industry |                            | 第二产业<br>Secondary Industry |                     | 第三产业<br>Tertiary Industry                                 |  |  |
|------------|---------------------|--------------------------|----------------------------|----------------------------|---------------------|---|--|--|
|            |                     | 第一产业<br>Primary Industry | 第二产业<br>Secondary Industry | 工业<br>Industry             | 建筑业<br>Construction | 运输、仓储及邮电通信业<br>Transportation Post and Telecommunications | 批零贸易、餐饮业<br>Wholesale, Retail & Catering Trade | 批零贸易、餐饮业<br>Wholesale, Retail & Catering Trade |
| 1952       | 100.0               | 100.0                    | 100.0                      | 100.0                      | 100.0               | 100.0   | 100.0  | 100.0  |
| 1953       | 113.2               | 105.6                    | 127.5                      | 120.3                      | 151.2               | 118.0   | 125.6  | 123.9  |
| 1954       | 123.3               | 110.8                    | 147.5                      | 140.0                      | 171.9               | 130.0   | 172.6  | 138.5  |
| 1955       | 132.5               | 119.0                    | 157.4                      | 151.1                      | 177.8               | 141.7   | 211.9  | 146.1  |
| 1956       | 146.0               | 113.1                    | 203.4                      | 177.7                      | 288.3               | 173.8   | 296.5  | 176.5  |
| 1957       | 163.6               | 121.9                    | 235.7                      | 188.0                      | 394.1               | 199.1   | 351.9  | 162.9  |
| 1958       | 218.7               | 126.7                    | 426.4                      | 377.5                      | 587.7               | 222.4   | 461.4  | 221.1  |
| 1959       | 256.1               | 115.8                    | 602.9                      | 568.1                      | 716.4               | 209.3   | 365.9  | 199.9  |
| 1960       | 271.2               | 101.2                    | 677.7                      | 665.8                      | 714.9               | 240.7   | 434.3  | 273.2  |
| 1961       | 152.7               | 68.7                     | 296.2                      | 338.9                      | 151.6               | 214.0   | 360.9  | 214.5  |
| 1962       | 138.8               | 79.3                     | 222.7                      | 259.9                      | 97.3                | 216.5   | 319.7  | 248.2  |
| 1963       | 146.6               | 72.2                     | 268.8                      | 280.5                      | 228.5               | 225.6   | 354.0  | 266.5  |
| 1964       | 177.5               | 92.6                     | 326.3                      | 340.5                      | 277.6               | 252.5   | 396.8  | 294.8  |
| 1965       | 223.6               | 118.7                    | 441.2                      | 466.1                      | 356.2               | 267.9   | 482.5  | 270.3  |
| 1966       | 261.4               | 136.4                    | 536.1                      | 567.3                      | 431.7               | 290.4   | 559.7  | 292.5  |
| 1967       | 259.6               | 155.8                    | 493.2                      | 537.2                      | 345.3               | 277.0   | 460.6  | 313.5  |
| 1968       | 241.7               | 144.1                    | 452.2                      | 503.4                      | 282.5               | 269.2   | 421.9  | 296.6  |
| 1969       | 291.2               | 147.9                    | 623.2                      | 667.5                      | 476.8               | 294.6   | 537.5  | 350.9  |
| 1970       | 373.3               | 163.1                    | 887.4                      | 947.8                      | 690.0               | 332.6   | 719.8  | 413.4  |
| 1971       | 406.6               | 170.9                    | 988.6                      | 1100.4                     | 619.6               | 356.2   | 768.0  | 460.9  |
| 1972       | 429.3               | 172.6                    | 1054.8                     | 1202.8                     | 566.9               | 392.1   | 810.2  | 526.3  |
| 1973       | 462.8               | 195.2                    | 1123.4                     | 1258.1                     | 679.2               | 414.9   | 854.8  | 575.3  |
| 1974       | 491.1               | 195.2                    | 1224.5                     | 1371.3                     | 734.2               | 435.6   | 896.7  | 619.6  |
| 1975       | 537.7               | 201.3                    | 1381.2                     | 1546.9                     | 830.4               | 465.7   | 982.8  | 700.1  |
| 1976       | 487.7               | 202.7                    | 1174.0                     | 1280.8                     | 817.1               | 499.7   | 1007.3   | 775.7  |
| 1977       | 608.2               | 191.1                    | 1669.5                     | 1886.6                     | 943.7               | 530.7   | 1289.4   | 747.8  |
| 1978       | 666.0               | 209.5                    | 1788.0                     | 2030.0                     | 976.7               | 627.2   | 1365.5   | 869.0  |
| 1979       | 720.6               | 212.0                    | 1961.4                     | 2226.9                     | 1070.5              | 728.2   | 1376.4   | 1107.1   |
| 1980       | 792.6               | 222.6                    | 2165.4                     | 2434.0                     | 1257.9              | 827.3   | 1464.5   | 1189.0   |
| 1981       | 858.4               | 251.5                    | 2282.3                     | 2555.7                     | 1358.5              | 962.1   | 1562.6   | 1268.7   |
| 1982       | 916.8               | 245.5                    | 2490.0                     | 2775.5                     | 1528.3              | 1021.8  | 1867.3   | 1193.8   |
| 1983       | 1040.6              | 299.5                    | 2709.1                     | 3028.1                     | 1636.8              | 1220.0  | 2070.9   | 1401.5   |
| 1984       | 1168.6              | 324.7                    | 3047.8                     | 3442.9                     | 1725.2              | 1411.5  | 2607.2   | 1788.3   |
| 1985       | 1442.0              | 338.6                    | 3776.2                     | 4224.4                     | 2279.0              | 1926.7  | 3371.1   | 2652.1   |
| 1986       | 1596.3              | 324.1                    | 4301.1                     | 4832.7                     | 2527.4              | 2115.5  | 3661.0   | 2933.2   |
| 1987       | 1864.5              | 383.7                    | 5040.9                     | 5702.6                     | 2835.7              | 2473.1  | 4202.7   | 3261.7   |
| 1988       | 2157.2              | 377.9                    | 6049.1                     | 6860.2                     | 3354.6              | 2666.0  | 4719.8   | 3444.4   |
| 1989       | 2288.8              | 415.3                    | 6430.2                     | 7573.7                     | 2710.5              | 2764.6  | 5078.5   | 3468.5   |
| 1990       | 2465.1              | 447.7                    | 6912.4                     | 8096.3                     | 2973.4              | 3013.4  | 5200.4   | 3256.9   |
| 1991       | 2785.5              | 449.9                    | 7935.4                     | 9335.0                     | 3288.6              | 3417.2  | 6058.4   | 3817.1   |
| 1992       | 3390.0              | 461.1                    | 9998.6                     | 11827.4                    | 3916.7              | 3834.1  | 6627.9   | 4259.9   |
| 1993       | 4156.1              | 512.3                    | 12858.3                    | 15363.8                    | 4660.9              | 4359.4  | 7529.4   | 4856.3   |
| 1994       | 4983.2              | 529.2                    | 16175.7                    | 19604.2                    | 5155.0              | 4961.0  | 8086.6   | 5677.0   |
| 1995       | 5925.0              | 622.3                    | 19507.9                    | 23897.5                    | 5619.0              | 5640.7  | 9582.6   | 6239.0   |
| 1996       | 6855.2              | 713.8                    | 22746.2                    | 27745.0                    | 6855.2              | 6379.6  | 11547.0  | 7181.1   |
| 1997       | 7513.3              | 770.2                    | 24725.1                    | 29825.9                    | 8239.9              | 7368.4  | 13637.0  | 8437.8   |
| 1998       | 8144.4              | 823.3                    | 26777.3                    | 32212.0                    | 9121.6              | 8112.6  | 14878.0  | 9332.2   |
| 1999       | 8714.5              | 886.7                    | 28517.8                    | 34370.2                    | 9550.3              | 8769.7  | 16053.4  | 9845.5   |
| 2000       | 9577.2              | 934.6                    | 31569.2                    | 38082.2                    | 10514.9             | 9681.7  | 17562.4  | 10869.4  |

### 3-3 历年总产出指数

#### Indices of Gross Output over the Years

本表按可比价格计算。

The indices in this table are calculated at comparable prices.

(上年=100)

(preceding year=100)

| 年份<br>Year | 总产出<br>Gross Output | 第二产业                     |                            |                | 第三产业                     |                           | #运输、仓储<br>及邮电通信业<br>Transportation<br>Post and Tele-<br>communications | #批零贸易、<br>餐饮业<br>Wholesale,<br>Retail &<br>Catering Trade |
|------------|---------------------|--------------------------|----------------------------|----------------|--------------------------|---------------------------|--|---|
|            |                     | 第一产业<br>Primary Industry | 第二产业<br>Secondary Industry | 工业<br>Industry | 建筑业<br>Construc-<br>tion | 第三产业<br>Tertiary Industry |  |   |
| 1952       | 114.1               | 101.1                    | 146.2                      | 159.8          | 113.9                    | 128.8                     | 120.6  | 125.2   |
| 1953       | 113.2               | 105.6                    | 127.5                      | 120.3          | 151.2                    | 118.0                     | 125.6  | 123.9   |
| 1954       | 108.9               | 104.9                    | 115.7                      | 116.4          | 113.7                    | 110.2                     | 137.4  | 111.8   |
| 1955       | 107.5               | 107.4                    | 106.7                      | 107.9          | 103.4                    | 109.0                     | 122.8  | 105.5   |
| 1956       | 110.2               | 95.0                     | 129.2                      | 117.6          | 162.2                    | 122.6                     | 139.9  | 120.8   |
| 1957       | 112.0               | 107.8                    | 115.9                      | 105.8          | 136.7                    | 114.6                     | 118.7  | 92.3  |
| 1958       | 133.7               | 103.9                    | 180.9                      | 200.8          | 149.1                    | 111.7                     | 131.1  | 135.7   |
| 1959       | 117.1               | 91.4                     | 141.4                      | 150.5          | 121.9                    | 94.1                      | 79.3   | 90.4  |
| 1960       | 105.9               | 87.4                     | 112.4                      | 117.2          | 99.8                     | 115.0                     | 118.7  | 136.7   |
| 1961       | 56.3                | 67.9                     | 43.7                       | 50.9           | 21.2                     | 88.9                      | 83.1   | 78.5  |
| 1962       | 90.9                | 115.4                    | 75.2                       | 76.7           | 64.2                     | 101.2                     | 88.6   | 115.7   |
| 1963       | 105.6               | 91.0                     | 120.7                      | 107.9          | 234.8                    | 104.2                     | 110.7  | 107.4   |
| 1964       | 121.1               | 128.3                    | 121.4                      | 121.4          | 121.5                    | 111.9                     | 112.1  | 110.6   |
| 1965       | 126.0               | 128.2                    | 135.2                      | 136.9          | 128.3                    | 106.1                     | 121.6  | 91.7  |
| 1966       | 116.9               | 114.9                    | 121.5                      | 121.7          | 121.2                    | 108.4                     | 116.0  | 108.2   |
| 1967       | 99.3                | 114.2                    | 92.0                       | 94.7           | 80.0                     | 95.4                      | 82.3   | 107.2   |
| 1968       | 93.1                | 92.5                     | 91.7                       | 93.7           | 81.8                     | 97.2                      | 91.6   | 94.6  |
| 1969       | 120.5               | 102.6                    | 137.8                      | 132.6          | 168.8                    | 109.4                     | 127.4  | 118.3   |
| 1970       | 128.2               | 110.3                    | 142.4                      | 142.0          | 144.7                    | 112.9                     | 133.9  | 117.8   |
| 1971       | 108.9               | 104.8                    | 111.4                      | 116.1          | 89.8                     | 107.1                     | 106.7  | 111.5   |
| 1972       | 105.6               | 101.0                    | 106.7                      | 109.3          | 91.5                     | 110.1                     | 105.5  | 114.2   |
| 1973       | 107.8               | 113.1                    | 106.5                      | 104.6          | 119.8                    | 105.8                     | 105.5  | 109.3   |
| 1974       | 106.1               | 100.0                    | 109.0                      | 109.0          | 108.1                    | 105.0                     | 104.9  | 107.7   |
| 1975       | 109.5               | 103.1                    | 112.8                      | 112.8          | 113.1                    | 106.9                     | 109.6  | 113.0   |
| 1976       | 90.7                | 100.7                    | 85.0                       | 82.8           | 98.4                     | 107.3                     | 102.5  | 110.8   |
| 1977       | 124.7               | 94.3                     | 142.2                      | 147.3          | 115.5                    | 106.2                     | 128.0  | 96.4  |
| 1978       | 109.5               | 109.6                    | 107.1                      | 107.6          | 103.5                    | 118.2                     | 105.9  | 116.2   |
| 1979       | 108.2               | 101.2                    | 109.7                      | 109.7          | 109.6                    | 116.1                     | 100.8  | 127.4   |
| 1980       | 110.0               | 105.0                    | 110.4                      | 109.3          | 117.5                    | 113.6                     | 106.4  | 107.4   |
| 1981       | 108.3               | 113.0                    | 105.4                      | 105.0          | 108.0                    | 116.3                     | 106.7  | 106.7   |
| 1982       | 106.8               | 97.6                     | 109.1                      | 108.6          | 112.5                    | 106.2                     | 119.5  | 94.1  |
| 1983       | 113.5               | 122.0                    | 108.8                      | 109.1          | 107.1                    | 119.4                     | 110.9  | 117.4   |
| 1984       | 112.3               | 108.4                    | 112.5                      | 113.7          | 105.4                    | 115.7                     | 125.9  | 127.6   |
| 1985       | 123.4               | 104.3                    | 123.9                      | 122.7          | 132.1                    | 136.5                     | 129.3  | 148.3   |
| 1986       | 110.7               | 95.7                     | 113.9                      | 114.4          | 110.9                    | 109.8                     | 108.6  | 110.6   |
| 1987       | 116.8               | 118.4                    | 117.2                      | 118.0          | 112.2                    | 116.9                     | 114.8  | 111.2   |
| 1988       | 115.7               | 98.5                     | 120.0                      | 120.3          | 118.3                    | 107.8                     | 112.3  | 105.6   |
| 1989       | 106.1               | 109.9                    | 106.3                      | 110.4          | 80.8                     | 103.7                     | 107.6  | 100.7   |
| 1990       | 107.7               | 107.8                    | 107.5                      | 106.9          | 109.7                    | 109.0                     | 102.4  | 93.9  |
| 1991       | 113.0               | 100.5                    | 114.8                      | 115.3          | 110.6                    | 113.4                     | 116.5  | 117.2   |
| 1992       | 121.7               | 102.5                    | 126.0                      | 126.7          | 119.1                    | 112.2                     | 109.4  | 111.6   |
| 1993       | 122.6               | 111.1                    | 128.6                      | 129.9          | 119.0                    | 113.7                     | 113.6  | 114.0   |
| 1994       | 119.9               | 103.3                    | 125.8                      | 127.6          | 110.6                    | 113.8                     | 107.4  | 116.9   |
| 1995       | 118.9               | 117.6                    | 120.6                      | 121.9          | 109.0                    | 113.7                     | 118.5  | 109.9   |
| 1996       | 115.7               | 114.7                    | 116.6                      | 116.1          | 122.0                    | 113.1                     | 120.5  | 115.1   |
| 1997       | 109.6               | 107.9                    | 108.7                      | 107.5          | 120.2                    | 115.5                     | 118.1  | 117.5   |
| 1998       | 108.4               | 106.9                    | 108.3                      | 108.0          | 110.7                    | 110.1                     | 109.1  | 110.6   |
| 1999       | 107.0               | 107.7                    | 106.5                      | 106.7          | 104.7                    | 108.1                     | 107.9  | 105.5   |
| 2000       | 109.9               | 105.4                    | 110.7                      | 110.8          | 110.1                    | 110.4                     | 109.4  | 110.4   |

### 3-4 历年国内生产总值

### Gross Domestic Product over the Years

本表按当年价格计算。

Data in this table are calculated at current prices.

单位:亿元

(100 million yuan)

| 年份<br>Year | 国内生产总值<br>Gross Domestic Product | 第一产业<br>Primary Industry | 第二产业<br>Secondary Industry | 工业<br>Industry |                     | 建筑业<br>Construction | 第三产业<br>Tertiary Industry | #运输、仓储及邮电通信业<br>Transportation Post and Telecommunications | #批零贸易、餐饮业<br>Wholesale, Retail & Catering Trade | 人均国内生产总值<br>(元)<br>Per Capita GDP<br>(yuan) |
|------------|----------------------------------|--------------------------|----------------------------|----------------|---------------------|---------------------|---------------------------|--|---|---|
|            |                                  |                          |                            | 工业<br>Industry | 建筑业<br>Construction |                     |                           |  |   |   |
| 1952       | 36.09                            | 22.46                    | 8.23                       | 4.77           | 3.46                | 5.40                | 0.52                      | 1.26   | 82.8  |   |
| 1953       | 41.30                            | 25.08                    | 10.16                      | 4.88           | 5.28                | 6.06                | 0.64                      | 1.18   | 93.9  |   |
| 1954       | 44.02                            | 26.45                    | 10.88                      | 5.98           | 4.90                | 6.69                | 0.86                      | 1.35   | 98.0  |   |
| 1955       | 46.53                            | 28.14                    | 11.12                      | 6.31           | 4.81                | 7.27                | 1.04                      | 1.42   | 101.0   |   |
| 1956       | 48.12                            | 27.05                    | 12.07                      | 6.83           | 5.24                | 9.00                | 1.44                      | 1.74   | 102.5   |   |
| 1957       | 52.55                            | 24.27                    | 18.08                      | 6.87           | 11.21               | 10.20               | 1.64                      | 1.66   | 109.8   |   |
| 1958       | 60.76                            | 25.64                    | 24.24                      | 9.89           | 14.35               | 10.88               | 2.13                      | 2.26   | 124.2   |   |
| 1959       | 64.03                            | 22.92                    | 30.32                      | 14.08          | 16.24               | 10.79               | 1.82                      | 2.11   | 129.1   |   |
| 1960       | 66.15                            | 20.08                    | 33.74                      | 16.75          | 16.99               | 12.33               | 2.17                      | 2.91   | 135.1   |   |
| 1961       | 46.29                            | 14.61                    | 19.36                      | 11.15          | 8.21                | 12.32               | 1.85                      | 2.62   | 96.2  |   |
| 1962       | 43.02                            | 17.00                    | 14.05                      | 8.54           | 5.51                | 11.97               | 1.74                      | 2.62   | 88.3  |   |
| 1963       | 42.45                            | 15.11                    | 15.15                      | 10.07          | 5.08                | 12.19               | 1.86                      | 2.61   | 85.4  |   |
| 1964       | 51.40                            | 22.40                    | 15.56                      | 13.08          | 2.48                | 13.44               | 2.12                      | 2.90   | 101.4   |   |
| 1965       | 62.96                            | 29.58                    | 19.10                      | 16.27          | 2.83                | 14.28               | 2.45                      | 3.20   | 121.8   |   |
| 1966       | 76.39                            | 35.07                    | 26.64                      | 21.33          | 5.31                | 14.68               | 2.52                      | 3.45   | 143.8   |   |
| 1967       | 78.54                            | 41.13                    | 22.82                      | 18.98          | 3.84                | 14.59               | 2.16                      | 3.67   | 144.2   |   |
| 1968       | 72.19                            | 38.40                    | 19.53                      | 16.71          | 2.82                | 14.26               | 1.96                      | 3.52   | 129.2   |   |
| 1969       | 80.88                            | 39.80                    | 25.78                      | 21.47          | 4.31                | 15.30               | 2.45                      | 4.12   | 140.4   |   |
| 1970       | 97.19                            | 44.49                    | 36.06                      | 30.04          | 6.02                | 16.64               | 2.98                      | 4.82   | 163.5   |   |
| 1971       | 104.80                           | 47.53                    | 39.72                      | 34.16          | 5.56                | 17.55               | 3.30                      | 5.21   | 171.5   |   |
| 1972       | 111.41                           | 49.05                    | 43.09                      | 37.69          | 5.40                | 19.27               | 3.51                      | 5.75   | 177.7   |   |
| 1973       | 117.05                           | 53.77                    | 43.10                      | 36.14          | 6.96                | 20.18               | 3.77                      | 6.08   | 182.0   |   |
| 1974       | 119.92                           | 53.97                    | 44.94                      | 37.00          | 7.94                | 21.01               | 4.03                      | 6.31   | 182.2   |   |
| 1975       | 127.77                           | 55.71                    | 50.34                      | 41.54          | 8.80                | 21.72               | 4.41                      | 6.35   | 190.6   |   |
| 1976       | 125.52                           | 59.98                    | 42.39                      | 33.46          | 8.93                | 23.15               | 4.81                      | 6.85   | 184.5   |   |
| 1977       | 144.11                           | 55.91                    | 62.51                      | 51.48          | 11.03               | 25.69               | 5.45                      | 7.72   | 208.7   |   |
| 1978       | 162.92                           | 64.86                    | 69.45                      | 59.20          | 10.25               | 28.61               | 6.91                      | 7.88   | 232.3   |   |
| 1979       | 190.09                           | 77.30                    | 80.52                      | 68.64          | 11.88               | 32.27               | 7.79                      | 8.88   | 266.7   |   |
| 1980       | 229.16                           | 93.23                    | 94.44                      | 80.51          | 13.93               | 41.49               | 10.02                     | 11.42  | 316.7   |   |
| 1981       | 249.69                           | 106.04                   | 95.79                      | 82.61          | 13.18               | 47.86               | 11.96                     | 12.00  | 340.1   |   |
| 1982       | 263.30                           | 108.18                   | 102.76                     | 88.62          | 14.14               | 52.36               | 13.09                     | 13.13  | 353.0   |   |
| 1983       | 327.95                           | 143.49                   | 116.36                     | 100.35         | 16.01               | 68.10               | 17.02                     | 17.08  | 432.9   |   |
| 1984       | 370.04                           | 155.28                   | 136.29                     | 116.66         | 19.63               | 78.47               | 19.71                     | 18.29  | 481.6   |   |
| 1985       | 451.74                           | 173.43                   | 170.07                     | 144.39         | 25.68               | 108.24              | 24.82                     | 27.34  | 579.7   |   |
| 1986       | 502.91                           | 179.02                   | 202.15                     | 174.47         | 27.68               | 121.74              | 26.31                     | 31.17  | 635.3   |   |
| 1987       | 609.60                           | 220.22                   | 230.25                     | 195.75         | 34.50               | 159.13              | 30.08                     | 42.11  | 755.8   |   |
| 1988       | 749.09                           | 240.72                   | 299.83                     | 258.38         | 41.45               | 208.54              | 42.02                     | 65.25  | 909.9   |   |
| 1989       | 850.71                           | 289.95                   | 317.13                     | 281.71         | 35.42               | 243.63              | 51.18                     | 71.14  | 1012.3  |   |
| 1990       | 934.65                           | 325.77                   | 331.85                     | 288.58         | 43.27               | 277.03              | 59.65                     | 58.17  | 1090.6  |   |
| 1991       | 1045.73                          | 334.61                   | 388.09                     | 336.26         | 51.83               | 323.03              | 72.68                     | 73.82  | 1201.2  |   |
| 1992       | 1279.75                          | 353.92                   | 545.21                     | 481.11         | 64.10               | 380.62              | 82.52                     | 84.95  | 1452.3  |   |
| 1993       | 1662.76                          | 410.45                   | 768.89                     | 681.65         | 87.24               | 483.42              | 103.82                    | 101.64   | 1867.4  |   |
| 1994       | 2224.43                          | 546.68                   | 1071.74                    | 958.00         | 113.74              | 606.01              | 113.06                    | 136.13   | 2475.2  |   |
| 1995       | 3002.74                          | 762.99                   | 1420.25                    | 1274.89        | 145.36              | 819.50              | 164.03                    | 182.75   | 3312.8  |   |
| 1996       | 3661.18                          | 937.64                   | 1718.98                    | 1525.96        | 193.02              | 1004.56             | 216.12                    | 236.19   | 4007.4  |   |
| 1997       | 4079.26                          | 1008.55                  | 1920.05                    | 1681.25        | 238.80              | 1150.66             | 268.26                    | 285.98   | 4430.1  |   |
| 1998       | 4356.60                          | 1071.39                  | 2012.74                    | 1742.18        | 270.56              | 1272.47             | 299.63                    | 316.81   | 4695.1  |   |
| 1999       | 4576.10                          | 1123.14                  | 2070.88                    | 1788.84        | 282.04              | 1382.08             | 333.49                    | 339.08   | 4893.7  |   |
| 2000       | 5137.66                          | 1161.58                  | 2413.78                    | 2078.94        | 334.84              | 1562.30             | 391.88                    | 380.66   | 5444.0  |   |

### 3-5 历年国内生产总值指数

#### Indices of Gross Domestic Product over the Years

本表按可比价格计算。

The indices in this table are calculated at comparable prices.

| 年份<br>Year | (1952年=100)                      |                          |                            |                |                     |                           |   |  |                            | (1952=100) |
|------------|----------------------------------|--------------------------|----------------------------|----------------|---------------------|---------------------------|---|--|----------------------------|------------|
|            | 国内生产总值<br>Gross Domestic Product | 第一产业<br>Primary Industry | 第二产业<br>Secondary Industry | 工业<br>Industry | 建筑业<br>Construction | 第三产业<br>Tertiary Industry | # 运输、仓储及邮电通信业<br>Transportation Post and Telecommunications | # 批零贸易、餐饮业<br>Wholesale, Retail & Catering Trade | 人均国内生产总值<br>Per Capita GDP |            |
| 1952       | 100.0                            | 100.0                    | 100.0                      | 100.0          | 100.0               | 100.0                     | 100.0   | 100.0  | 100.0                      | 100.0      |
| 1953       | 107.0                            | 103.7                    | 126.3                      | 104.5          | 167.4               | 113.8                     | 135.1   | 89.6   | 105.9                      |            |
| 1954       | 112.8                            | 107.7                    | 141.5                      | 129.6          | 163.9               | 124.2                     | 183.7   | 100.9  | 109.3                      |            |
| 1955       | 120.2                            | 114.7                    | 148.5                      | 138.4          | 168.0               | 135.6                     | 226.9   | 106.9  | 113.7                      |            |
| 1956       | 121.8                            | 109.1                    | 176.7                      | 160.4          | 207.8               | 172.2                     | 329.5   | 129.5  | 113.0                      |            |
| 1957       | 133.0                            | 115.6                    | 210.3                      | 154.5          | 315.8               | 199.7                     | 399.7   | 120.8  | 121.0                      |            |
| 1958       | 145.8                            | 118.6                    | 298.9                      | 223.4          | 441.6               | 209.1                     | 516.0   | 165.2  | 129.7                      |            |
| 1959       | 142.1                            | 100.7                    | 398.1                      | 316.3          | 552.8               | 208.3                     | 424.1   | 158.2  | 124.8                      |            |
| 1960       | 137.6                            | 86.3                     | 441.9                      | 380.2          | 558.9               | 235.8                     | 507.6   | 214.7  | 122.4                      |            |
| 1961       | 81.7                             | 49.5                     | 221.4                      | 246.3          | 174.4               | 209.1                     | 453.8   | 178.2  | 74.1                       |            |
| 1962       | 82.1                             | 58.6                     | 156.7                      | 188.2          | 97.5                | 209.6                     | 408.0   | 210.3  | 73.5                       |            |
| 1963       | 81.8                             | 52.6                     | 190.4                      | 214.2          | 145.7               | 220.5                     | 432.5   | 230.3  | 71.5                       |            |
| 1964       | 108.7                            | 78.9                     | 221.5                      | 270.7          | 128.7               | 247.6                     | 538.0   | 239.0  | 93.5                       |            |
| 1965       | 135.3                            | 102.1                    | 285.1                      | 354.1          | 155.1               | 258.7                     | 619.2   | 210.4  | 114.2                      |            |
| 1966       | 163.5                            | 118.2                    | 418.7                      | 485.1          | 294.5               | 266.7                     | 575.9   | 245.1  | 134.1                      |            |
| 1967       | 170.8                            | 135.4                    | 358.9                      | 436.6          | 212.6               | 266.5                     | 494.7   | 263.2  | 136.8                      |            |
| 1968       | 155.5                            | 123.4                    | 310.1                      | 392.1          | 155.8               | 261.4                     | 448.7   | 251.9  | 121.4                      |            |
| 1969       | 170.9                            | 124.9                    | 425.1                      | 523.4          | 240.3               | 280.7                     | 578.4   | 296.2  | 129.3                      |            |
| 1970       | 200.4                            | 132.4                    | 619.8                      | 769.9          | 338.1               | 308.0                     | 732.2   | 350.1  | 147.1                      |            |
| 1971       | 210.6                            | 139.9                    | 644.6                      | 836.1          | 285.7               | 325.2                     | 813.5   | 376.0  | 150.3                      |            |
| 1972       | 221.6                            | 143.1                    | 694.2                      | 918.9          | 273.1               | 359.0                     | 859.0   | 415.9  | 154.1                      |            |
| 1973       | 232.0                            | 154.4                    | 691.4                      | 876.7          | 344.4               | 377.4                     | 926.9   | 442.9  | 157.2                      |            |
| 1974       | 236.9                            | 155.0                    | 719.8                      | 898.6          | 384.7               | 393.6                     | 977.9   | 464.6  | 156.7                      |            |
| 1975       | 251.8                            | 159.5                    | 805.4                      | 1012.7         | 417.4               | 417.6                     | 1074.7  | 528.7  | 163.6                      |            |
| 1976       | 249.8                            | 170.4                    | 676.6                      | 814.2          | 420.7               | 455.2                     | 1183.2  | 611.2  | 159.8                      |            |
| 1977       | 275.3                            | 157.6                    | 983.7                      | 1237.6         | 510.4               | 482.9                     | 1399.7  | 602.7  | 173.6                      |            |
| 1978       | 306.4                            | 174.3                    | 1102.8                     | 1440.6         | 472.6               | 537.5                     | 1671.3  | 717.2  | 190.1                      |            |
| 1979       | 333.0                            | 177.3                    | 1241.7                     | 1635.0         | 508.5               | 643.4                     | 1875.2  | 862.1  | 203.2                      |            |
| 1980       | 384.3                            | 193.6                    | 1455.3                     | 1906.4         | 616.8               | 816.5                     | 2280.2  | 1067.2   | 231.0                      |            |
| 1981       | 414.3                            | 216.2                    | 1474.2                     | 1948.4         | 591.5               | 928.3                     | 2594.9  | 1103.5   | 245.6                      |            |
| 1982       | 432.1                            | 217.3                    | 1564.1                     | 2059.4         | 642.4               | 1011.9                    | 2844.0  | 1189.6   | 252.2                      |            |
| 1983       | 534.9                            | 283.0                    | 1775.3                     | 2345.7         | 714.3               | 1328.6                    | 3139.8  | 1538.2   | 307.4                      |            |
| 1984       | 589.0                            | 298.5                    | 2041.6                     | 2697.6         | 822.2               | 1470.7                    | 3529.1  | 1699.7   | 333.6                      |            |
| 1985       | 668.5                            | 300.9                    | 2388.6                     | 3150.8         | 967.7               | 1939.9                    | 4238.3  | 2311.6   | 373.3                      |            |
| 1986       | 699.2                            | 277.1                    | 2723.1                     | 3645.4         | 998.7               | 2106.8                    | 4518.2  | 2503.4   | 384.5                      |            |
| 1987       | 804.1                            | 324.0                    | 2957.2                     | 3897.0         | 1200.5              | 2601.8                    | 5363.1  | 3106.7   | 434.1                      |            |
| 1988       | 882.9                            | 315.5                    | 3551.6                     | 4746.5         | 1315.7              | 2846.4                    | 6226.5  | 3373.9   | 467.0                      |            |
| 1989       | 921.7                            | 344.5                    | 3466.4                     | 5007.6         | 1185.4              | 3139.6                    | 6052.2  | 4085.8   | 477.8                      |            |
| 1990       | 963.2                            | 363.1                    | 3546.1                     | 5012.6         | 1415.4              | 3353.1                    | 6512.1  | 2999.0   | 489.7                      |            |
| 1991       | 1029.7                           | 353.7                    | 4017.7                     | 5704.3         | 1547.0              | 3701.8                    | 7651.7  | 3688.8   | 515.2                      |            |
| 1992       | 1170.8                           | 359.0                    | 5038.2                     | 7216.0         | 1811.5              | 4112.7                    | 8202.6  | 4028.1   | 578.6                      |            |
| 1993       | 1355.8                           | 396.3                    | 6151.7                     | 8882.9         | 2056.1              | 4589.8                    | 9039.3  | 4418.9   | 663.1                      |            |
| 1994       | 1542.9                           | 401.5                    | 7480.4                     | 10881.5        | 2337.8              | 5181.9                    | 9572.6  | 4975.7   | 747.3                      |            |
| 1995       | 1771.2                           | 449.3                    | 8767.1                     | 12807.6        | 2623.0              | 5860.7                    | 11257.4   | 5433.5   | 850.4                      |            |
| 1996       | 2017.4                           | 500.1                    | 10169.8                    | 14767.2        | 3231.5              | 6599.1                    | 13317.5   | 6455.0   | 961.0                      |            |
| 1997       | 2227.2                           | 538.1                    | 11288.5                    | 16243.9        | 3877.8              | 7391.0                    | 15714.7   | 7720.2   | 1052.3                     |            |
| 1998       | 2421.0                           | 575.8                    | 12327.0                    | 17657.1        | 4401.3              | 8085.8                    | 16909.0   | 8723.8   | 1134.4                     |            |
| 1999       | 2614.7                           | 617.3                    | 13288.5                    | 19069.7        | 4678.6              | 8837.8                    | 18227.9   | 9709.6   | 1215.7                     |            |
| 2000       | 2860.5                           | 645.1                    | 14843.3                    | 21281.8        | 5291.5              | 9659.7                    | 20196.5   | 10952.4  | 1317.8                     |            |

### 3-6 历年国内生产总值指数

#### Indices of Gross Domestic Product over the Years

本表按可比价格计算。

The indices in this table are calculated at comparable prices.

(上年=100)

(preceding year=100)

| 年份<br>Year | 国内生产<br>总 值<br>Gross<br>Domestic<br>Product | 第一产业<br>Primary<br>Industry | 第二产业<br>Secondary<br>Industry | 工业    |       | 建筑业<br>Construc-<br>tion | 第三产业<br>Tertiary<br>Industry | #运输、仓储<br>及邮电通信业<br>Transportation<br>Post and Tele-<br>communications | #批零贸易<br>餐饮业<br>Wholesale,<br>Retail &<br>Catering Trade | 人均国内<br>生产总值<br>Per<br>Capita<br>GDP |
|------------|---|-----------------------------|-------------------------------|-------|-------|--------------------------|------------------------------|--|--|--------------------------------------|
|            |   |                             |                               | 工业    | 建筑业   |                          |                              |  |  |                                      |
| 1952       | 106.1                                       | 101.1                       | 138.3                         | 158.1 | 112.0 | 129.2                    | 119.4                        | 111.7  | 105.0  |                                      |
| 1953       | 107.0                                       | 103.7                       | 126.3                         | 104.5 | 167.4 | 113.8                    | 135.1                        | 89.6   | 105.9  |                                      |
| 1954       | 105.4                                       | 103.9                       | 112.0                         | 124.0 | 97.9  | 109.1                    | 136.0                        | 112.6  | 103.2  |                                      |
| 1955       | 106.6                                       | 106.5                       | 105.0                         | 106.8 | 102.5 | 109.2                    | 123.5                        | 106.0  | 104.0  |                                      |
| 1956       | 101.3                                       | 95.1                        | 119.0                         | 115.9 | 123.7 | 127.0                    | 145.2                        | 121.1  | 99.4   |                                      |
| 1957       | 109.2                                       | 105.9                       | 119.0                         | 96.3  | 152.0 | 116.0                    | 121.3                        | 93.3   | 107.1  |                                      |
| 1958       | 109.6                                       | 102.6                       | 142.1                         | 144.6 | 139.8 | 104.7                    | 129.1                        | 136.7  | 107.2  |                                      |
| 1959       | 97.5  | 84.9                        | 133.2                         | 141.6 | 125.2 | 99.6                     | 82.2                         | 95.8   | 96.2   |                                      |
| 1960       | 96.8  | 85.7                        | 111.0                         | 120.2 | 101.1 | 113.2                    | 119.7                        | 135.7  | 98.1   |                                      |
| 1961       | 59.4  | 57.4                        | 50.1                          | 64.8  | 31.2  | 88.7                     | 89.4                         | 83.0   | 60.5   |                                      |
| 1962       | 100.5                                       | 118.4                       | 70.8                          | 76.4  | 55.9  | 100.2                    | 89.9                         | 118.0  | 99.2   |                                      |
| 1963       | 99.6  | 89.7                        | 121.5                         | 113.8 | 149.5 | 105.2                    | 106.0                        | 109.5  | 97.3   |                                      |
| 1964       | 132.9                                       | 150.1                       | 116.3                         | 126.4 | 88.3  | 112.3                    | 124.4                        | 103.8  | 130.8  |                                      |
| 1965       | 124.5                                       | 129.4                       | 128.7                         | 130.8 | 120.5 | 104.5                    | 115.1                        | 88.0   | 122.1  |                                      |
| 1966       | 120.8                                       | 115.7                       | 146.9                         | 137.0 | 189.9 | 103.1                    | 93.0                         | 116.5  | 117.5  |                                      |
| 1967       | 104.5                                       | 114.6                       | 85.7                          | 90.0  | 72.2  | 99.9                     | 85.9                         | 107.4  | 102.0  |                                      |
| 1968       | 91.0  | 91.1                        | 86.4                          | 89.8  | 73.3  | 98.1                     | 90.7                         | 95.7   | 88.7   |                                      |
| 1969       | 109.9                                       | 101.2                       | 137.1                         | 133.5 | 154.2 | 107.4                    | 128.9                        | 117.6  | 106.5  |                                      |
| 1970       | 117.3                                       | 106.0                       | 145.8                         | 147.1 | 140.7 | 109.7                    | 126.6                        | 118.2  | 113.8  |                                      |
| 1971       | 105.1                                       | 105.7                       | 104.0                         | 108.6 | 84.5  | 105.6                    | 111.1                        | 107.4  | 102.2  |                                      |
| 1972       | 105.2                                       | 102.3                       | 107.7                         | 109.9 | 95.6  | 110.4                    | 105.6                        | 110.6  | 102.5  |                                      |
| 1973       | 104.7                                       | 107.9                       | 99.6                          | 95.4  | 126.1 | 105.1                    | 107.9                        | 106.5  | 102.0  |                                      |
| 1974       | 102.1                                       | 100.4                       | 104.1                         | 102.5 | 111.7 | 104.3                    | 105.5                        | 104.9  | 99.7   |                                      |
| 1975       | 106.3                                       | 102.9                       | 111.9                         | 112.7 | 108.5 | 106.1                    | 109.9                        | 113.8  | 104.4  |                                      |
| 1976       | 99.2  | 106.8                       | 84.0                          | 80.4  | 100.8 | 109.0                    | 110.1                        | 115.6  | 97.7   |                                      |
| 1977       | 110.2                                       | 92.5                        | 145.4                         | 152.0 | 121.3 | 106.1                    | 118.3                        | 98.6   | 108.6  |                                      |
| 1978       | 111.3                                       | 110.6                       | 112.1                         | 116.4 | 92.6  | 111.3                    | 119.4                        | 119.0  | 109.5  |                                      |
| 1979       | 108.7                                       | 101.7                       | 112.6                         | 113.5 | 107.6 | 119.7                    | 112.2                        | 120.2  | 106.9  |                                      |
| 1980       | 115.4                                       | 109.2                       | 117.2                         | 116.6 | 121.3 | 126.9                    | 121.6                        | 123.8  | 113.7  |                                      |
| 1981       | 107.8                                       | 111.7                       | 101.3                         | 102.2 | 95.9  | 113.7                    | 113.8                        | 103.4  | 106.3  |                                      |
| 1982       | 104.3                                       | 100.5                       | 106.1                         | 105.7 | 108.6 | 109.0                    | 109.6                        | 107.8  | 102.7  |                                      |
| 1983       | 123.8                                       | 130.2                       | 113.5                         | 113.9 | 111.2 | 131.3                    | 110.4                        | 129.3  | 121.9  |                                      |
| 1984       | 110.1                                       | 105.5                       | 115.0                         | 115.0 | 115.1 | 110.7                    | 112.4                        | 101.5  | 108.5  |                                      |
| 1985       | 113.5                                       | 100.8                       | 117.0                         | 116.8 | 117.7 | 131.9                    | 120.1                        | 136.0  | 111.9  |                                      |
| 1986       | 104.6                                       | 92.1                        | 114.0                         | 115.7 | 103.2 | 108.6                    | 106.6                        | 108.3  | 103.0  |                                      |
| 1987       | 115.0                                       | 116.9                       | 108.6                         | 106.9 | 120.2 | 123.5                    | 118.7                        | 124.1  | 112.9  |                                      |
| 1988       | 109.8                                       | 97.4                        | 120.1                         | 121.8 | 109.6 | 109.4                    | 116.1                        | 108.6  | 107.6  |                                      |
| 1989       | 104.4                                       | 109.2                       | 97.6                          | 105.5 | 90.1  | 110.3                    | 97.2                         | 121.1  | 102.3  |                                      |
| 1990       | 104.5                                       | 105.4                       | 102.3                         | 100.1 | 119.4 | 106.8                    | 107.6                        | 73.4   | 102.5  |                                      |
| 1991       | 106.9                                       | 97.4                        | 113.3                         | 113.8 | 109.3 | 110.4                    | 117.5                        | 123.0  | 105.2  |                                      |
| 1992       | 113.7                                       | 101.5                       | 125.4                         | 126.5 | 117.1 | 111.1                    | 107.2                        | 109.2  | 112.3  |                                      |
| 1993       | 115.8                                       | 110.4                       | 122.1                         | 123.1 | 113.5 | 111.6                    | 110.2                        | 109.7  | 114.6  |                                      |
| 1994       | 113.8                                       | 101.3                       | 121.6                         | 122.5 | 113.7 | 112.9                    | 108.5                        | 112.6  | 112.7  |                                      |
| 1995       | 114.8                                       | 111.9                       | 117.2                         | 117.7 | 112.2 | 113.1                    | 117.6                        | 109.2  | 113.8  |                                      |
| 1996       | 113.9                                       | 111.3                       | 116.0                         | 115.3 | 123.2 | 112.6                    | 118.3                        | 118.8  | 113.0  |                                      |
| 1997       | 110.4                                       | 107.6                       | 111.0                         | 110.0 | 120.0 | 112.0                    | 118.0                        | 119.6  | 109.5  |                                      |
| 1998       | 108.7                                       | 107.0                       | 109.2                         | 108.7 | 113.5 | 109.4                    | 107.6                        | 113.0  | 107.8  |                                      |
| 1999       | 108.0                                       | 107.2                       | 107.8                         | 108.0 | 106.3 | 109.3                    | 107.8                        | 111.3  | 107.2  |                                      |
| 2000       | 109.4                                       | 104.5                       | 111.7                         | 111.6 | 113.1 | 109.3                    | 110.8                        | 112.8  | 108.4  |                                      |



## 3-7 历年国内生产总值分产业构成

## Composition of Gross Domestic Product over the Years

本表按当年价格计算。

Data in this table are calculated at current prices.

单位: %

(%)

| 年份<br>Year | 国内生产<br>总 值<br>Gross<br>Domestic<br>Product | 第一产业<br>Primary<br>Industry | 第二产业<br>Secondary<br>Industry | 第二产业           |                          | 第三产业<br>Tertiary<br>Industry | #运输、仓储<br>及邮电通信业<br>Transportation<br>Post and Tele-<br>communications | #批零贸易、<br>餐饮业<br>Wholesale,<br>Retail &<br>Catering Trade |
|------------|---|-----------------------------|-------------------------------|----------------|--------------------------|------------------------------|--|---|
|            |   |                             |                               | 工业<br>Industry | 建筑业<br>Construc-<br>tion |                              |  |   |
| 1952       | 100.0                                       | 62.2                        | 22.8                          | 13.2           | 9.6                      | 15.0                         | 1.4  | 3.5   |
| 1953       | 100.0                                       | 60.7                        | 24.6                          | 11.8           | 12.8                     | 14.7                         | 1.5  | 2.9   |
| 1954       | 100.0                                       | 60.1                        | 24.7                          | 13.6           | 11.1                     | 15.2                         | 2.0  | 3.1   |
| 1955       | 100.0                                       | 60.5                        | 23.9                          | 13.6           | 10.3                     | 15.6                         | 2.2  | 3.1   |
| 1956       | 100.0                                       | 56.2                        | 25.1                          | 14.2           | 10.9                     | 18.7                         | 3.0  | 3.6   |
| 1957       | 100.0                                       | 46.2                        | 34.4                          | 13.1           | 21.3                     | 19.4                         | 3.1  | 3.2   |
| 1958       | 100.0                                       | 42.2                        | 39.9                          | 16.3           | 23.6                     | 17.9                         | 3.5  | 3.7   |
| 1959       | 100.0                                       | 35.8                        | 47.4                          | 22.0           | 25.4                     | 16.8                         | 2.8  | 3.3   |
| 1960       | 100.0                                       | 30.4                        | 51.0                          | 25.3           | 25.7                     | 18.6                         | 3.3  | 4.4   |
| 1961       | 100.0                                       | 31.6                        | 41.8                          | 24.1           | 17.7                     | 26.6                         | 4.0  | 5.7   |
| 1962       | 100.0                                       | 39.5                        | 32.7                          | 19.9           | 12.8                     | 27.8                         | 4.0  | 6.1   |
| 1963       | 100.0                                       | 35.6                        | 35.7                          | 23.7           | 12.0                     | 28.7                         | 4.4  | 6.1   |
| 1964       | 100.0                                       | 43.6                        | 30.3                          | 25.5           | 4.8                      | 26.1                         | 4.1  | 5.6   |
| 1965       | 100.0                                       | 47.0                        | 30.3                          | 25.8           | 4.5                      | 22.7                         | 3.9  | 5.1   |
| 1966       | 100.0                                       | 45.9                        | 34.9                          | 27.9           | 7.0                      | 19.2                         | 3.3  | 4.5   |
| 1967       | 100.0                                       | 52.4                        | 29.0                          | 24.1           | 4.9                      | 18.6                         | 2.8  | 4.7   |
| 1968       | 100.0                                       | 53.2                        | 27.1                          | 23.2           | 3.9                      | 19.7                         | 2.7  | 4.9   |
| 1969       | 100.0                                       | 49.2                        | 31.9                          | 26.6           | 5.3                      | 18.9                         | 3.0  | 5.1   |
| 1970       | 100.0                                       | 45.8                        | 37.1                          | 30.9           | 6.2                      | 17.1                         | 3.1  | 5.0   |
| 1971       | 100.0                                       | 45.4                        | 37.9                          | 32.6           | 5.3                      | 16.7                         | 3.1  | 5.0   |
| 1972       | 100.0                                       | 44.0                        | 38.7                          | 33.8           | 4.9                      | 17.3                         | 3.2  | 5.2   |
| 1973       | 100.0                                       | 45.9                        | 36.8                          | 30.9           | 5.9                      | 17.3                         | 3.2  | 5.2   |
| 1974       | 100.0                                       | 45.0                        | 37.5                          | 30.9           | 6.6                      | 17.5                         | 3.4  | 5.3   |
| 1975       | 100.0                                       | 43.6                        | 39.4                          | 32.5           | 6.9                      | 17.0                         | 3.5  | 5.0   |
| 1976       | 100.0                                       | 47.8                        | 33.8                          | 26.7           | 7.1                      | 18.4                         | 3.8  | 5.5   |
| 1977       | 100.0                                       | 38.8                        | 43.4                          | 35.7           | 7.7                      | 17.8                         | 3.8  | 5.4   |
| 1978       | 100.0                                       | 39.8                        | 42.6                          | 36.3           | 6.3                      | 17.6                         | 4.2  | 4.8   |
| 1979       | 100.0                                       | 40.7                        | 42.3                          | 36.1           | 6.2                      | 17.0                         | 4.1  | 4.7   |
| 1980       | 100.0                                       | 40.7                        | 41.2                          | 35.1           | 6.1                      | 18.1                         | 4.4  | 5.0   |
| 1981       | 100.0                                       | 42.5                        | 38.3                          | 33.1           | 5.2                      | 19.2                         | 4.8  | 4.8   |
| 1982       | 100.0                                       | 41.1                        | 39.0                          | 33.6           | 5.4                      | 19.9                         | 5.0  | 5.0   |
| 1983       | 100.0                                       | 43.7                        | 35.5                          | 30.6           | 4.9                      | 20.8                         | 5.2  | 5.2   |
| 1984       | 100.0                                       | 42.0                        | 36.8                          | 31.5           | 5.3                      | 21.2                         | 5.3  | 4.9   |
| 1985       | 100.0                                       | 38.4                        | 37.6                          | 31.9           | 5.7                      | 24.0                         | 5.5  | 6.1   |
| 1986       | 100.0                                       | 35.6                        | 40.2                          | 34.7           | 5.5                      | 24.2                         | 5.2  | 6.2   |
| 1987       | 100.0                                       | 36.1                        | 37.8                          | 32.1           | 5.7                      | 26.1                         | 4.9  | 6.9   |
| 1988       | 100.0                                       | 32.1                        | 40.0                          | 34.5           | 5.5                      | 27.9                         | 5.6  | 8.7   |
| 1989       | 100.0                                       | 34.1                        | 37.3                          | 33.1           | 4.2                      | 28.6                         | 6.0  | 8.4   |
| 1990       | 100.0                                       | 34.9                        | 35.5                          | 30.9           | 4.6                      | 29.6                         | 6.4  | 6.2   |
| 1991       | 100.0                                       | 32.0                        | 37.1                          | 32.1           | 5.0                      | 30.9                         | 7.0  | 7.1   |
| 1992       | 100.0                                       | 27.7                        | 42.6                          | 37.6           | 5.0                      | 29.7                         | 6.4  | 6.6   |
| 1993       | 100.0                                       | 24.7                        | 46.2                          | 41.0           | 5.2                      | 29.1                         | 6.2  | 6.1   |
| 1994       | 100.0                                       | 24.6                        | 48.2                          | 43.1           | 5.1                      | 27.2                         | 5.1  | 6.1   |
| 1995       | 100.0                                       | 25.4                        | 47.3                          | 42.5           | 4.8                      | 27.3                         | 5.5  | 6.1   |
| 1996       | 100.0                                       | 25.6                        | 47.0                          | 41.7           | 5.3                      | 27.4                         | 5.9  | 6.5   |
| 1997       | 100.0                                       | 24.7                        | 47.1                          | 41.2           | 5.9                      | 28.2                         | 6.6  | 7.0   |
| 1998       | 100.0                                       | 24.6                        | 46.2                          | 40.0           | 6.2                      | 29.2                         | 6.9  | 7.3   |
| 1999       | 100.0                                       | 24.5                        | 45.3                          | 39.1           | 6.2                      | 30.2                         | 7.3  | 7.4   |
| 2000       | 100.0                                       | 22.6                        | 47.0                          | 40.5           | 6.5                      | 30.4                         | 7.6  | 7.4   |

### 3-8 第三产业增加值、构成及指数

#### Value-added , Composition and Indices of the Tertiary Industry

本表增加值和构成按当年价格计算，指数按可比价格计算。

Value-added and Composition in this table are calculated at current prices. The indices in this table are calculated at comparable prices.

| 行业                 | Sector   | 1996           | 1997           | 1998           | 1999           | 2000           |
|--------------------|--|----------------|----------------|----------------|----------------|----------------|
| <b>增加值 (亿元)</b>    | <b>Value-added (100 million yuan)</b>            | <b>1004.56</b> | <b>1150.66</b> | <b>1272.47</b> | <b>1382.08</b> | <b>1562.30</b> |
| 农、林、牧、渔服务业         | Farming, Forestry, Animal Husbandry and Fishery  | 3.42           | 3.75           | 4.16           | 5.80           | 6.10           |
| 地质勘查业水利管理业         | Geological Prospecting and Water Conservancy     | 19.23          | 21.17          | 22.51          | 22.28          | 30.30          |
| 交通运输、仓储及邮电通信业      | Transport, Storage, Post and Telecommunications  | 216.12         | 268.26         | 299.63         | 333.49         | 391.88         |
| 交通运输和仓储业           | Transport and Storage                            | 188.89         | 231.41         | 256.02         | 281.77         | 319.98         |
| 邮电通信业              | Post and Telecommunications                      | 27.23          | 36.85          | 43.61          | 51.72          | 71.90          |
| 批发和零售贸易、餐饮业        | Wholesale and Retail Trade and Catering Services | 236.19         | 285.98         | 316.81         | 339.08         | 380.66         |
| 金融、保险业             | Banking and Insurance                            | 130.99         | 132.57         | 139.76         | 140.33         | 125.30         |
| 房地产业               | Real Estate                                      | 100.02         | 118.11         | 127.02         | 137.12         | 154.71         |
| 社会服务业              | Social Services                                  | 73.29          | 74.57          | 84.79          | 93.27          | 119.72         |
| 卫生体育和社会福利业         | Health Care, Sports and Social Welfare           | 49.03          | 52.34          | 53.93          | 58.58          | 67.37          |
| 教育、文化艺术及广播         | Education, Culture and Arts, Radio,              |                |                |                |                |                |
| 电影电视业              | Film and Television                              | 65.34          | 73.09          | 84.23          | 98.15          | 110.86         |
| 科学研究和综合技术服务业       | Scientific Research and Polytechnical Services   | 9.83           | 10.16          | 12.36          | 15.30          | 16.40          |
| 国家机关、政党机关和         | Government Agencies, Parties and                 |                |                |                |                |                |
| 社会团体               | Social Organizations                             | 93.42          | 102.45         | 116.89         | 126.76         | 146.54         |
| 其他行业               | Others   | 7.68           | 9.21           | 10.38          | 11.92          | 12.46          |
| <b>构成 (%)</b>      | <b>Composition (%)</b>                           | <b>100.0</b>   | <b>100.0</b>   | <b>100.0</b>   | <b>100.0</b>   | <b>100.0</b>   |
| 农、林、牧、渔服务业         | Farming, Forestry, Animal Husbandry and Fishery  | 0.3            | 0.3            | 0.3            | 0.4            | 0.4            |
| 地质勘查业水利管理业         | Geological Prospecting and Water Conservancy     | 1.9            | 1.8            | 1.8            | 1.6            | 1.9            |
| 交通运输、仓储及邮电通信业      | Transport, Storage, Post and Telecommunications  | 21.5           | 23.3           | 23.5           | 24.1           | 25.1           |
| 交通运输和仓储业           | Transport and Storage                            | 18.8           | 20.1           | 20.1           | 20.4           | 20.5           |
| 邮电通信业              | Post and Telecommunications                      | 2.7            | 3.2            | 3.4            | 3.7            | 4.6            |
| 批发和零售贸易、餐饮业        | Wholesale and Retail Trade and Catering Services | 23.5           | 24.9           | 24.9           | 24.5           | 24.4           |
| 金融、保险业             | Banking and Insurance                            | 13.0           | 11.5           | 11.0           | 10.2           | 8.0            |
| 房地产业               | Real Estate                                      | 10.0           | 10.3           | 10.0           | 9.9            | 9.9            |
| 社会服务业              | Social Services                                  | 7.3            | 6.5            | 6.7            | 6.7            | 7.7            |
| 卫生体育和社会福利业         | Health Care, Sports and Social Welfare           | 4.9            | 4.5            | 4.2            | 4.2            | 4.3            |
| 教育、文化艺术及广播         | Education, Culture and Arts, Radio,              |                |                |                |                |                |
| 电影电视业              | Film and Television                              | 6.5            | 6.4            | 6.6            | 7.1            | 7.1            |
| 科学研究和综合技术服务业       | Scientific Research and Polytechnical Services   | 1.0            | 0.9            | 1.0            | 1.1            | 1.0            |
| 国家机关、政党机关和         | Government Agencies, Parties and                 |                |                |                |                |                |
| 社会团体               | Social Organizations                             | 9.3            | 8.9            | 9.2            | 9.2            | 9.4            |
| 其他行业               | Others   | 0.8            | 0.8            | 0.8            | 0.9            | 0.8            |
| <b>指数 (上年=100)</b> | <b>Indices (preceding year=100)</b>              | <b>112.6</b>   | <b>112.0</b>   | <b>109.4</b>   | <b>109.3</b>   | <b>109.3</b>   |
| 农、林、牧、渔服务业         | Farming, Forestry, Animal Husbandry and Fishery  | 101.0          | 103.3          | 104.1          | 119.4          | 104.8          |
| 地质勘查业水利管理业         | Geological Prospecting and Water Conservancy     | 114.0          | 105.0          | 113.1          | 100.4          | 124.5          |
| 交通运输、仓储及邮电通信业      | Transport, Storage, Post and Telecommunications  | 118.3          | 118.0          | 107.6          | 107.8          | 110.8          |
| 交通运输和仓储业           | Transport and Storage                            | 116.8          | 117.2          | 106.8          | 106.7          | 108.3          |
| 邮电通信业              | Post and Telecommunications                      | 132.3          | 124.8          | 113.8          | 115.7          | 127.8          |
| 批发和零售贸易、餐饮业        | Wholesale and Retail Trade and Catering Services | 118.8          | 119.6          | 113.0          | 111.3          | 112.8          |
| 金融、保险业             | Banking and Insurance                            | 91.6           | 100.5          | 106.8          | 103.2          | 89.9           |
| 房地产业               | Real Estate                                      | 116.9          | 114.7          | 107.8          | 110.1          | 107.5          |
| 社会服务业              | Social Services                                  | 120.7          | 102.7          | 108.3          | 103.8          | 117.5          |
| 卫生体育和社会福利业         | Health Care, Sports and Social Welfare           | 118.9          | 103.6          | 105.7          | 109.8          | 113.9          |
| 教育、文化艺术及广播         | Education, Culture and Arts, Radio,              |                |                |                |                |                |
| 电影电视业              | Film and Television                              | 113.9          | 108.1          | 108.9          | 117.7          | 112.0          |
| 科学研究和综合技术服务业       | Scientific Research and Polytechnical Services   | 114.0          | 102.9          | 125.1          | 125.1          | 106.2          |
| 国家机关、政党机关和         | Government Agencies, Parties and                 |                |                |                |                |                |
| 社会团体               | Social Organizations                             | 109.2          | 106.5          | 110.7          | 109.5          | 111.5          |
| 其他行业               | Others   | 121.4          | 111.2          | 110.4          | 116.0          | 103.6          |

### 3-9 各市国内生产总值 (2000年)

### Gross Domestic Product by City (2000)

本表按当年价格计算。

Data in this table are calculated at current prices.

| 市<br>City         | 国内生产<br>总 值<br>(万元)<br>Gross<br>Domestic<br>Product<br>(10 000 yuan) | 第一产业                |                       | 第二产业            |                            | 第三产业                         |   |  | 人均国内<br>生产总值<br>(元)<br>Per<br>Capita<br>GDP<br>(yuan) |
|-------------------|--|---------------------|-----------------------|-----------------|----------------------------|------------------------------|---|--|---|
|                   |  | Primary<br>Industry | Secondary<br>Industry | 工 业<br>Industry | 建 筑 业<br>Constr-<br>uction | 第三产业<br>Tertiary<br>Industry | #运输、仓储<br>及邮电通信业<br>Transportation<br>Post and<br>Telecomm-<br>unications | #批零贸易、<br>餐饮业<br>Wholesale,<br>Retail &<br>Catering<br>Trade |   |
| 郑州市 Zhengzhou     | 7380243  | 423946              | 3631248               | 3131552         | 499696                     | 3325049                      | 840355  | 921863   | 11743   |
| 开封市 Kaifeng       | 2262409  | 724859              | 801865                | 683008          | 118857                     | 735685                       | 130834  | 192555   | 4876  |
| 洛阳市 Luoyang       | 4227640  | 392992              | 2309496               | 2004588         | 304908                     | 1525152                      | 325341  | 329747   | 6830  |
| 平顶山市 Pingdingshan | 2715029  | 410505              | 1422305               | 1304741         | 117564                     | 882219                       | 203752  | 249451   | 5680  |
| 安阳市 Anyang        | 2560095  | 532171              | 1223598               | 1122851         | 100747                     | 804326                       | 154179  | 193507   | 4966  |
| 鹤壁市 Hebi          | 853405   | 191664              | 414813                | 362261          | 52552                      | 246928                       | 61677   | 49547  | 6140  |
| 新乡市 Xinxiang      | 2808535  | 670332              | 1167384               | 1011710         | 155674                     | 970819                       | 400699  | 234974   | 5245  |
| 焦作市 Jiaozuo       | 2285547  | 392028              | 1156568               | 1053784         | 102784                     | 736951                       | 363651  | 116489   | 7000  |
| 濮阳市 Puyang        | 2039449  | 437987              | 1112647               | 970028          | 142619                     | 488815                       | 58538   | 149241   | 5894  |
| 许昌市 Xuchang       | 2913482  | 615811              | 1538189               | 1410788         | 127401                     | 759482                       | 207588  | 204715   | 6644  |
| 漯河市 Luohe         | 1642624  | 383509              | 888383                | 823693          | 64690                      | 370732                       | 76856   | 113941   | 6664  |
| 三门峡市 Sanmenxia    | 1686397  | 225495              | 883264                | 745601          | 137663                     | 577638                       | 202554  | 135217   | 7771  |
| 南阳市 Nanyang       | 5196645  | 1537025             | 2376582               | 2142323         | 234259                     | 1283038                      | 251076  | 395280   | 4963  |
| 商丘市 Shangqiu      | 2876513  | 1236569             | 886908                | 704941          | 181967                     | 753036                       | 216368  | 191511   | 3618  |
| 信阳市 Xinyang       | 2610514  | 920777              | 894461                | 660607          | 233854                     | 795276                       | 164122  | 211698   | 3392  |
| 周口市 Zhokou        | 3414728  | 1338759             | 1266083               | 1082038         | 184045                     | 809886                       | 158566  | 219565   | 3325  |
| 驻马店市 Zhumadian    | 2800835  | 951710              | 1095998               | 956952          | 139046                     | 753127                       | 131542  | 209465   | 3475  |
| 济源市 Jiyuan        | 594391   | 73069               | 332500                | 282565          | 49935                      | 188822                       | 101282  | 22160  | 9287  |

### 3-10 各市国内生产总值指数 (2000年)

### Indices of Gross Domestic Product by City (2000)

本表按可比价格计算。

The indices in this table are calculated at comparable prices.

(上年=100)

(preceding year=100)

| 市<br>City         | 国内生产<br>总 值<br>Gross<br>Domestic<br>Product | 第一产业                |                       | 第二产业            |                            | 第三产业                         |   |  | 人均国内<br>生产总值<br>Per<br>Capita<br>GDP |
|-------------------|---|---------------------|-----------------------|-----------------|----------------------------|------------------------------|---|--|--------------------------------------|
|                   |   | Primary<br>Industry | Secondary<br>Industry | 工 业<br>Industry | 建 筑 业<br>Constr-<br>uction | 第三产业<br>Tertiary<br>Industry | #运输、仓储<br>及邮电通信业<br>Transportation<br>Post and<br>Telecomm-<br>unications | #批零贸易、<br>餐饮业<br>Wholesale,<br>Retail &<br>Catering<br>Trade |                                      |
| 郑州市 Zhengzhou     | 111.1                                       | 110.5               | 109.8                 | 110.2           | 105.6                      | 112.9                        | 112.8   | 115.7  | 110.9                                |
| 开封市 Kaifeng       | 109.6                                       | 107.9               | 111.6                 | 111.4           | 113.4                      | 108.9                        | 109.2   | 113.3  | 109.2                                |
| 洛阳市 Luoyang       | 109.6                                       | 109.4               | 110.2                 | 111.6           | 100.9                      | 108.7                        | 111.7   | 105.6  | 108.4                                |
| 平顶山市 Pingdingshan | 107.6                                       | 104.1               | 108.0                 | 108.4           | 102.8                      | 108.8                        | 108.9   | 110.7  | 106.7                                |
| 安阳市 Anyang        | 108.9                                       | 105.0               | 112.0                 | 112.2           | 109.8                      | 106.6                        | 115.0   | 109.7  | 107.9                                |
| 鹤壁市 Hebi          | 109.7                                       | 106.4               | 111.5                 | 112.4           | 103.8                      | 109.7                        | 108.9   | 111.4  | 108.1                                |
| 新乡市 Xinxiang      | 108.3                                       | 102.3               | 111.5                 | 111.7           | 110.3                      | 108.0                        | 113.7   | 108.0  | 107.4                                |
| 焦作市 Jiaozuo       | 108.6                                       | 105.0               | 108.7                 | 108.3           | 115.8                      | 110.8                        | 110.7   | 114.0  | 107.3                                |
| 濮阳市 Puyang        | 110.3                                       | 106.0               | 113.6                 | 113.6           | 114.2                      | 108.6                        | 107.5   | 110.3  | 109.2                                |
| 许昌市 Xuchang       | 110.4                                       | 105.5               | 112.6                 | 112.8           | 109.9                      | 109.5                        | 112.8   | 109.5  | 109.6                                |
| 漯河市 Luohe         | 109.5                                       | 98.2                | 114.6                 | 114.5           | 115.1                      | 109.0                        | 108.4   | 110.6  | 109.5                                |
| 三门峡市 Sanmenxia    | 109.2                                       | 109.1               | 109.5                 | 108.2           | 118.5                      | 108.6                        | 109.9   | 110.8  | 110.0                                |
| 南阳市 Nanyang       | 107.0                                       | 104.7               | 108.3                 | 107.3           | 122.0                      | 106.9                        | 114.4   | 106.2  | 106.6                                |
| 商丘市 Shangqiu      | 109.3                                       | 107.3               | 113.7                 | 111.8           | 123.3                      | 107.2                        | 115.9   | 107.5  | 108.6                                |
| 信阳市 Xinyang       | 109.5                                       | 108.4               | 111.4                 | 109.2           | 120.2                      | 108.7                        | 107.5   | 109.3  | 109.6                                |
| 周口市 Zhokou        | 109.1                                       | 105.7               | 111.9                 | 111.9           | 112.2                      | 110.0                        | 110.6   | 111.3  | 107.3                                |
| 驻马店市 Zhumadian    | 109.7                                       | 104.1               | 113.0                 | 113.7           | 106.8                      | 112.0                        | 123.7   | 110.2  | 108.7                                |
| 济源市 Jiyuan        | 109.1                                       | 106.3               | 108.8                 | 112.8           | 86.2                       | 111.3                        | 113.8   | 112.6  | 109.1                                |

### 3-11 各市国内生产总值构成 (2000年)

#### Composition of Gross Domestic Product by City (2000)

本表按当年价格计算。

Data in this table are calculated at current prices.

单位: (%)

(%)

| 市<br>City         | 国内生产<br>总 值<br>Gross<br>Domestic<br>Product | 第一产业<br>Primary<br>Industry | 第二产业<br>Secondary<br>Industry |                     | 第三产业<br>Tertiary<br>Industry |                     | # 运输、仓储<br>及邮电通信业<br>Transportation<br>Post and<br>Telecomm-<br>unications | # 批零贸易、<br>餐饮业<br>Wholesale,<br>Retail &<br>Catering<br>Trade |
|-------------------|---|-----------------------------|-------------------------------|---------------------|------------------------------|---------------------|--|---|
|                   |   |                             | 工业<br>Industry                | 建筑业<br>Construction | 工业<br>Industry               | 建筑业<br>Construction |  |   |
| 郑州市 Zhengzhou     | 100.0                                       | 5.7                         | 49.2                          | 42.4                | 6.8                          | 45.1                | 11.4   | 12.5  |
| 开封市 Kaifeng       | 100.0                                       | 32.0                        | 35.4                          | 30.2                | 5.3                          | 32.5                | 5.8  | 8.5   |
| 洛阳市 Luoyang       | 100.0                                       | 9.3                         | 54.6                          | 47.4                | 7.2                          | 36.1                | 7.7  | 7.8   |
| 平顶山市 Pingdingshan | 100.0                                       | 15.1                        | 52.4                          | 48.1                | 4.3                          | 32.5                | 7.5  | 9.2   |
| 安阳市 Anyang        | 100.0                                       | 20.8                        | 47.8                          | 43.9                | 3.9                          | 31.4                | 6.0  | 7.6   |
| 鹤壁市 Hebi          | 100.0                                       | 22.5                        | 48.6                          | 42.4                | 6.2                          | 28.9                | 7.2  | 5.8   |
| 新乡市 Xinxiang      | 100.0                                       | 23.9                        | 41.6                          | 36.0                | 5.5                          | 34.6                | 14.3   | 8.4   |
| 焦作市 Jiaozuo       | 100.0                                       | 17.2                        | 50.6                          | 46.1                | 4.5                          | 32.2                | 15.9   | 5.1   |
| 濮阳市 Puyang        | 100.0                                       | 21.5                        | 54.6                          | 47.6                | 7.0                          | 24.0                | 2.9  | 7.3   |
| 许昌市 Xuchang       | 100.0                                       | 21.1                        | 52.8                          | 48.4                | 4.4                          | 26.1                | 7.1  | 7.0   |
| 漯河市 Luohe         | 100.0                                       | 23.3                        | 54.1                          | 50.1                | 3.9                          | 22.6                | 4.7  | 6.9   |
| 三门峡市 Sanmenxia    | 100.0                                       | 13.4                        | 52.4                          | 44.2                | 8.2                          | 34.3                | 12.0   | 8.0   |
| 南阳市 Nanyang       | 100.0                                       | 29.6                        | 45.7                          | 41.2                | 4.5                          | 24.7                | 4.8  | 7.6   |
| 商丘市 Shangqiu      | 100.0                                       | 43.0                        | 30.8                          | 24.5                | 6.3                          | 26.2                | 7.5  | 6.7   |
| 信阳市 Xinyang       | 100.0                                       | 35.3                        | 34.3                          | 25.3                | 9.0                          | 30.5                | 6.3  | 8.1   |
| 周口市 Zhokou        | 100.0                                       | 39.2                        | 37.1                          | 31.7                | 5.4                          | 23.7                | 4.6  | 6.4   |
| 驻马店市 Zhumadian    | 100.0                                       | 34.0                        | 39.1                          | 34.2                | 5.0                          | 26.9                | 4.7  | 7.5   |
| 济源市 Jiyuan        | 100.0                                       | 12.3                        | 55.9                          | 47.5                | 8.4                          | 31.8                | 17.0   | 3.7   |

### 3-12 各市国内生产总值构成项目 (2000年)

#### Structure of Gross Domestic Product by City (2000)

本表按当年价格计算。

Data in value terms in this table are calculated at current prices.

单位: 万元

(10 000 yuan)

| 市<br>City         | 国内生产总值<br>Gross<br>Domestic<br>Product | 劳动者报酬                       | 生产税净额                      | 固定资产折旧                          | 营业盈余                 |
|-------------------|--|-----------------------------|----------------------------|---------------------------------|----------------------|
|                   |  | Compensation<br>of Laborers | Net Taxes<br>on Production | Depreciation of<br>Fixed Assets | Operating<br>Surplus |
| 郑州市 Zhengzhou     | 7380243                                | 3961913                     | 803865                     | 1029148                         | 1585317              |
| 开封市 Kaifeng       | 2262409                                | 1370561                     | 134651                     | 299392                          | 457805               |
| 洛阳市 Luoyang       | 4227640                                | 2494158                     | 454180                     | 691781                          | 587521               |
| 平顶山市 Pingdingshan | 2715029                                | 1755625                     | 299387                     | 564199                          | 95818                |
| 安阳市 Anyang        | 2560095                                | 1258647                     | 239634                     | 408037                          | 653777               |
| 鹤壁市 Hebi          | 853405                                 | 466961                      | 77560                      | 112784                          | 196100               |
| 新乡市 Xinxiang      | 2808535                                | 1346409                     | 143865                     | 463913                          | 854348               |
| 焦作市 Jiaozuo       | 2285547                                | 1478022                     | 235814                     | 285349                          | 286362               |
| 濮阳市 Puyang        | 2039449                                | 946069                      | 184271                     | 417560                          | 491549               |
| 许昌市 Xuchang       | 2913482                                | 1430804                     | 222349                     | 345027                          | 915302               |
| 漯河市 Luohe         | 1642624                                | 884804                      | 206876                     | 211009                          | 339935               |
| 三门峡市 Sanmenxia    | 1686397                                | 846698                      | 177347                     | 224560                          | 437792               |
| 南阳市 Nanyang       | 5196645                                | 3059725                     | 594330                     | 613610                          | 928980               |
| 商丘市 Shangqiu      | 2876513                                | 2031968                     | 174802                     | 317682                          | 352061               |
| 信阳市 Xinyang       | 2610514                                | 1617099                     | 231166                     | 335215                          | 427034               |
| 周口市 Zhokou        | 3414728                                | 2183110                     | 297891                     | 374579                          | 559148               |
| 驻马店市 Zhumadian    | 2800835                                | 1345560                     | 289399                     | 316864                          | 849012               |
| 济源市 Jiyuan        | 594391                                 | 268218                      | 63681                      | 95258                           | 167234               |

## 3-13 历年支出法国内生产总值

## Gross Domestic Product by Expenditure Approach over the Years

本表按当年价格计算。

Data in this table are calculated at current prices.

单位:亿元

(100 million yuan)

| 年份<br>Year | 支出法国内<br>生产总值<br>Gross Domestic<br>Product by<br>Expenditure<br>Approach |                                       |                             |  |  |   | 资本形成<br>总额<br>Gross<br>Capital<br>Formation |         |        | 货物和服务<br>净出口<br>Net Export<br>of Good and<br>Services |
|------------|--|---------------------------------------|-----------------------------|--|--|---|---|---------|--------|---|
|            | 最终消费<br>Final<br>Consump-<br>tion  | 居民消费<br>Household<br>Consump-<br>tion |                             | 政府消费<br>Government<br>Consump-<br>tion | 固定资<br>本形成<br>Fixed Capital<br>Formation | 存 货<br>增 加<br>Changes in<br>Inventories |   |         |        |   |
|            |  | 农村居民<br>Rural<br>Households           | 城镇居民<br>Urban<br>Households |  |  |   |   |         |        |   |
| 1952       | 36.09  | 29.50                                 | 27.93                       | 24.61                                  | 3.32                                     | 1.57                                    | 6.63  | 4.90    | 1.73   | -0.04   |
| 1953       | 41.30  | 32.46                                 | 30.50                       | 26.86                                  | 3.64                                     | 1.96                                    | 7.98  | 3.55    | 4.43   | 0.86  |
| 1954       | 44.02  | 33.43                                 | 31.36                       | 27.18                                  | 4.18                                     | 2.07                                    | 8.17  | 4.53    | 3.64   | 2.42  |
| 1955       | 46.53  | 35.20                                 | 33.15                       | 28.80                                  | 4.35                                     | 2.05                                    | 10.73                                       | 8.14    | 2.59   | 0.60  |
| 1956       | 48.12  | 36.83                                 | 33.91                       | 28.81                                  | 5.10                                     | 2.92                                    | 12.04                                       | 10.16   | 1.88   | -0.75   |
| 1957       | 52.55  | 36.87                                 | 33.94                       | 27.82                                  | 6.12                                     | 2.93                                    | 16.49                                       | 11.17   | 5.32   | -0.81   |
| 1958       | 60.76  | 40.38                                 | 37.34                       | 30.32                                  | 7.02                                     | 3.04                                    | 30.02                                       | 22.91   | 7.11   | -9.64   |
| 1959       | 64.03  | 37.26                                 | 33.72                       | 25.14                                  | 8.58                                     | 3.54                                    | 38.59                                       | 29.27   | 9.32   | -11.82  |
| 1960       | 66.15  | 36.64                                 | 32.61                       | 22.55                                  | 10.06                                    | 4.03                                    | 31.54                                       | 32.64   | -1.10  | -2.03   |
| 1961       | 46.29  | 38.79                                 | 34.67                       | 23.62                                  | 11.05                                    | 4.12                                    | 5.11  | 11.07   | -5.96  | 2.39  |
| 1962       | 43.02  | 40.12                                 | 36.46                       | 25.28                                  | 11.18                                    | 3.66                                    | 3.41  | 8.24    | -4.83  | -0.51   |
| 1963       | 42.45  | 41.03                                 | 37.08                       | 25.82                                  | 11.26                                    | 3.95                                    | 10.34                                       | 8.76    | 1.58   | -8.92   |
| 1964       | 51.40  | 40.71                                 | 36.71                       | 24.63                                  | 12.08                                    | 4.00                                    | 12.32                                       | 10.36   | 1.96   | -1.63   |
| 1965       | 62.96  | 42.36                                 | 38.13                       | 25.93                                  | 12.20                                    | 4.23                                    | 14.91                                       | 12.21   | 2.70   | 5.69  |
| 1966       | 76.39  | 46.15                                 | 41.83                       | 29.44                                  | 12.39                                    | 4.32                                    | 23.55                                       | 16.53   | 7.02   | 6.69  |
| 1967       | 78.54  | 50.11                                 | 46.05                       | 33.58                                  | 12.47                                    | 4.06                                    | 18.38                                       | 11.89   | 6.49   | 10.05   |
| 1968       | 72.19  | 49.67                                 | 45.58                       | 33.24                                  | 12.34                                    | 4.09                                    | 15.19                                       | 9.06    | 6.13   | 7.33  |
| 1969       | 80.88  | 52.34                                 | 48.00                       | 34.55                                  | 13.45                                    | 4.34                                    | 22.84                                       | 15.57   | 7.27   | 5.70  |
| 1970       | 97.19  | 56.98                                 | 52.56                       | 38.24                                  | 14.32                                    | 4.42                                    | 39.21                                       | 26.05   | 13.16  | 1.00  |
| 1971       | 104.80   | 61.29                                 | 55.97                       | 41.71                                  | 14.26                                    | 5.32                                    | 35.09                                       | 25.60   | 9.49   | 8.42  |
| 1972       | 111.41   | 67.80                                 | 60.03                       | 43.95                                  | 16.08                                    | 7.77                                    | 35.95                                       | 25.81   | 10.14  | 7.66  |
| 1973       | 117.05   | 71.54                                 | 63.04                       | 46.12                                  | 16.92                                    | 8.50                                    | 40.69                                       | 29.36   | 11.33  | 4.82  |
| 1974       | 119.92   | 75.53                                 | 66.34                       | 48.21                                  | 18.13                                    | 9.19                                    | 43.11                                       | 33.18   | 9.93   | 1.28  |
| 1975       | 127.77   | 80.08                                 | 68.60                       | 49.67                                  | 18.93                                    | 11.48                                   | 46.34                                       | 35.85   | 10.49  | 1.35  |
| 1976       | 125.52   | 87.77                                 | 76.41                       | 57.04                                  | 19.37                                    | 11.36                                   | 37.47                                       | 28.47   | 9.00   | 0.28  |
| 1977       | 144.11   | 90.57                                 | 79.57                       | 59.63                                  | 19.94                                    | 11.00                                   | 53.25                                       | 38.57   | 14.68  | 0.29  |
| 1978       | 162.92   | 107.07                                | 94.34                       | 70.45                                  | 23.89                                    | 12.73                                   | 52.49                                       | 40.66   | 11.83  | 3.36  |
| 1979       | 190.09   | 127.10                                | 113.01                      | 86.10                                  | 26.91                                    | 14.09                                   | 60.46                                       | 46.37   | 14.09  | 2.53  |
| 1980       | 229.16   | 151.48                                | 135.23                      | 104.36                                 | 30.87                                    | 16.25                                   | 69.20                                       | 57.70   | 11.50  | 8.48  |
| 1981       | 249.69   | 164.83                                | 147.09                      | 112.62                                 | 34.47                                    | 17.74                                   | 76.12                                       | 55.20   | 20.92  | 8.74  |
| 1982       | 263.30   | 183.01                                | 159.95                      | 123.33                                 | 36.62                                    | 23.06                                   | 71.15                                       | 66.10   | 5.05   | 9.14  |
| 1983       | 327.95   | 194.43                                | 165.43                      | 125.63                                 | 39.80                                    | 29.00                                   | 115.21                                      | 88.14   | 27.07  | 18.31   |
| 1984       | 370.04   | 222.17                                | 187.89                      | 139.32                                 | 48.57                                    | 34.28                                   | 130.82                                      | 101.87  | 28.95  | 17.05   |
| 1985       | 451.74   | 275.95                                | 231.11                      | 166.16                                 | 64.95                                    | 44.84                                   | 173.43                                      | 138.19  | 35.24  | 2.36  |
| 1986       | 502.91   | 307.91                                | 256.87                      | 182.68                                 | 74.19                                    | 51.04                                   | 184.00                                      | 158.84  | 25.16  | 11.00   |
| 1987       | 609.60   | 344.68                                | 285.09                      | 201.05                                 | 84.04                                    | 59.59                                   | 223.78                                      | 174.20  | 49.58  | 41.14   |
| 1988       | 749.09   | 410.63                                | 348.87                      | 235.34                                 | 113.53                                   | 61.76                                   | 307.85                                      | 222.33  | 85.52  | 30.61   |
| 1989       | 850.71   | 466.33                                | 395.47                      | 264.82                                 | 130.65                                   | 70.86                                   | 345.19                                      | 209.62  | 135.57 | 39.19   |
| 1990       | 934.65   | 527.43                                | 447.97                      | 309.33                                 | 138.64                                   | 79.46                                   | 364.81                                      | 225.73  | 139.08 | 42.41   |
| 1991       | 1045.73  | 572.63                                | 479.04                      | 325.30                                 | 153.74                                   | 93.59                                   | 421.32                                      | 279.06  | 142.26 | 51.78   |
| 1992       | 1279.75  | 641.79                                | 531.59                      | 357.89                                 | 173.70                                   | 110.20                                  | 571.96                                      | 346.67  | 225.29 | 66.00   |
| 1993       | 1662.76  | 879.25                                | 673.10                      | 453.61                                 | 219.49                                   | 206.15                                  | 684.59                                      | 485.19  | 199.40 | 98.92   |
| 1994       | 2224.43  | 1198.86                               | 929.14                      | 597.12                                 | 332.02                                   | 269.72                                  | 883.44                                      | 670.35  | 213.09 | 142.13  |
| 1995       | 3002.74  | 1595.23                               | 1253.06                     | 819.64                                 | 433.42                                   | 342.17                                  | 1244.31                                     | 874.87  | 369.44 | 163.20  |
| 1996       | 3661.18  | 1944.97                               | 1540.28                     | 1011.52                                | 528.76                                   | 404.69                                  | 1501.28                                     | 1076.78 | 424.50 | 214.93  |
| 1997       | 4079.26  | 2154.98                               | 1696.54                     | 1083.22                                | 613.32                                   | 458.44                                  | 1703.44                                     | 1255.59 | 447.85 | 220.84  |
| 1998       | 4356.60  | 2235.11                               | 1727.81                     | 1073.08                                | 654.73                                   | 507.30                                  | 1870.67                                     | 1414.85 | 455.82 | 250.82  |
| 1999       | 4576.10  | 2358.34                               | 1778.88                     | 1047.57                                | 731.31                                   | 579.46                                  | 1964.61                                     | 1472.53 | 492.08 | 253.15  |
| 2000       | 5137.66  | 2758.60                               | 2084.08                     | 1216.60                                | 867.48                                   | 674.52                                  | 2169.04                                     | 1659.58 | 509.46 | 210.02  |

### 3-14 历年最终消费指数

#### Indices of Final Consumption over the Years

本表按可比价格计算。

The indices in this table are calculated at comparable prices.

| 年份<br>Year | 以1952年为100 (1952=100)     |                               |  |  |                                | 以上年为100 (preceding year=100) |                               |  |  |                                |
|------------|---------------------------|-------------------------------|--|--|--------------------------------|------------------------------|-------------------------------|--|--|--------------------------------|
|            | 最终消费<br>Final Consumption | 居民消费<br>Household Consumption | 农村居民消费<br>Rural Households Consumption | 城镇居民消费<br>Urban Households Consumption | 政府消费<br>Government Consumption | 最终消费<br>Final Consumption    | 居民消费<br>Household Consumption | 农村居民消费<br>Rural Households Consumption | 城镇居民消费<br>Urban Households Consumption | 政府消费<br>Government Consumption |
| 1952       | 100.0                     | 100.0                         | 100.0                                  | 100.0                                  | 100.0                          |                              |                               |  |  |                                |
| 1953       | 110.1                     | 109.2                         | 109.1                                  | 109.6                                  | 124.8                          | 110.1                        | 109.2                         | 109.1                                  | 109.6                                  | 124.8                          |
| 1954       | 113.4                     | 112.3                         | 110.4                                  | 125.8                                  | 131.8                          | 103.0                        | 102.8                         | 101.2                                  | 114.8                                  | 105.6                          |
| 1955       | 119.4                     | 118.7                         | 117.0                                  | 131.0                                  | 130.5                          | 105.3                        | 105.7                         | 106.0                                  | 104.1                                  | 99.0                           |
| 1956       | 124.9                     | 121.4                         | 117.0                                  | 153.5                                  | 185.8                          | 104.6                        | 102.3                         | 100.0                                  | 117.2                                  | 142.4                          |
| 1957       | 124.9                     | 121.3                         | 113.1                                  | 184.2                                  | 186.3                          | 100.0                        | 99.9                          | 96.6                                   | 120.0                                  | 100.3                          |
| 1958       | 129.7                     | 126.1                         | 117.7                                  | 191.0                                  | 193.4                          | 103.8                        | 104.0                         | 104.1                                  | 103.7                                  | 103.8                          |
| 1959       | 119.3                     | 113.4                         | 97.2                                   | 238.4                                  | 226.1                          | 92.0                         | 89.9                          | 82.6                                   | 124.8                                  | 116.9                          |
| 1960       | 116.7                     | 108.8                         | 87.2                                   | 277.3                                  | 257.1                          | 97.8                         | 96.0                          | 89.7                                   | 116.3                                  | 113.7                          |
| 1961       | 122.4                     | 114.7                         | 91.0                                   | 298.6                                  | 260.2                          | 104.9                        | 105.4                         | 104.4                                  | 107.7                                  | 101.2                          |
| 1962       | 123.1                     | 117.7                         | 93.9                                   | 301.9                                  | 220.1                          | 100.6                        | 102.6                         | 103.2                                  | 101.1                                  | 84.6                           |
| 1963       | 125.2                     | 119.0                         | 95.1                                   | 304.3                                  | 236.4                          | 101.7                        | 101.1                         | 101.2                                  | 100.8                                  | 107.4                          |
| 1964       | 126.3                     | 119.9                         | 90.3                                   | 350.3                                  | 239.9                          | 100.9                        | 100.8                         | 95.0                                   | 115.1                                  | 101.5                          |
| 1965       | 133.5                     | 126.8                         | 95.7                                   | 368.1                                  | 255.1                          | 105.7                        | 105.7                         | 105.9                                  | 105.1                                  | 106.3                          |
| 1966       | 150.0                     | 143.4                         | 111.5                                  | 389.5                                  | 269.1                          | 112.3                        | 113.1                         | 116.6                                  | 105.8                                  | 105.5                          |
| 1967       | 163.3                     | 158.3                         | 127.4                                  | 397.3                                  | 254.0                          | 108.9                        | 110.4                         | 114.2                                  | 102.0                                  | 94.4                           |
| 1968       | 161.5                     | 156.2                         | 126.1                                  | 389.3                                  | 255.3                          | 98.9                         | 98.7                          | 99.0                                   | 98.0                                   | 100.5                          |
| 1969       | 170.4                     | 164.7                         | 131.1                                  | 424.4                                  | 270.4                          | 105.5                        | 105.4                         | 104.0                                  | 109.0                                  | 105.9                          |
| 1970       | 186.6                     | 181.3                         | 146.3                                  | 451.5                                  | 277.7                          | 109.5                        | 110.1                         | 111.6                                  | 106.4                                  | 102.7                          |
| 1971       | 202.8                     | 194.9                         | 162.2                                  | 450.2                                  | 338.2                          | 108.7                        | 107.5                         | 110.8                                  | 99.7                                   | 121.8                          |
| 1972       | 225.7                     | 210.3                         | 172.0                                  | 508.2                                  | 495.8                          | 111.3                        | 107.9                         | 106.1                                  | 112.9                                  | 146.6                          |
| 1973       | 238.8                     | 221.5                         | 181.2                                  | 534.7                                  | 544.4                          | 105.8                        | 105.3                         | 105.3                                  | 105.2                                  | 109.8                          |
| 1974       | 252.4                     | 233.2                         | 189.5                                  | 573.2                                  | 588.5                          | 105.7                        | 105.3                         | 104.6                                  | 107.2                                  | 108.1                          |
| 1975       | 267.3                     | 240.9                         | 195.0                                  | 597.8                                  | 734.4                          | 105.9                        | 103.3                         | 102.9                                  | 104.3                                  | 124.8                          |
| 1976       | 292.4                     | 267.9                         | 223.7                                  | 610.4                                  | 725.6                          | 109.4                        | 111.2                         | 114.7                                  | 102.1                                  | 98.8                           |
| 1977       | 301.2                     | 278.6                         | 233.5                                  | 626.2                                  | 702.4                          | 103.0                        | 104.0                         | 104.4                                  | 102.6                                  | 96.8                           |
| 1978       | 356.3                     | 330.7                         | 276.2                                  | 750.8                                  | 812.6                          | 118.3                        | 118.7                         | 118.3                                  | 119.9                                  | 115.7                          |
| 1979       | 422.6                     | 395.5                         | 337.3                                  | 845.4                                  | 899.6                          | 118.6                        | 119.6                         | 122.1                                  | 112.6                                  | 110.7                          |
| 1980       | 480.5                     | 451.7                         | 392.6                                  | 908.9                                  | 984.2                          | 113.7                        | 114.2                         | 116.4                                  | 107.5                                  | 109.4                          |
| 1981       | 516.6                     | 485.5                         | 420.5                                  | 988.8                                  | 1058.0                         | 107.5                        | 107.5                         | 107.1                                  | 108.8                                  | 107.5                          |
| 1982       | 566.1                     | 521.0                         | 454.9                                  | 1032.3                                 | 1355.3                         | 109.6                        | 107.3                         | 108.2                                  | 104.4                                  | 128.1                          |
| 1983       | 592.7                     | 531.4                         | 459.5                                  | 1090.2                                 | 1675.1                         | 104.7                        | 102.0                         | 101.0                                  | 105.6                                  | 123.6                          |
| 1984       | 673.4                     | 600.0                         | 509.6                                  | 1304.9                                 | 1963.2                         | 113.6                        | 112.9                         | 110.9                                  | 119.7                                  | 117.2                          |
| 1985       | 800.0                     | 706.8                         | 587.0                                  | 1640.3                                 | 2436.3                         | 118.8                        | 117.8                         | 115.2                                  | 125.7                                  | 124.1                          |
| 1986       | 851.2                     | 749.9                         | 620.5                                  | 1758.4                                 | 2641.0                         | 106.4                        | 106.1                         | 105.7                                  | 107.2                                  | 108.4                          |
| 1987       | 898.8                     | 785.9                         | 650.3                                  | 1844.5                                 | 2899.8                         | 105.6                        | 104.8                         | 104.8                                  | 104.9                                  | 109.8                          |
| 1988       | 937.5                     | 820.4                         | 664.6                                  | 2040.1                                 | 3007.1                         | 104.3                        | 104.4                         | 102.2                                  | 110.6                                  | 103.7                          |
| 1989       | 957.2                     | 837.7                         | 677.9                                  | 2087.0                                 | 3067.2                         | 102.1                        | 102.1                         | 102.0                                  | 102.3                                  | 102.0                          |
| 1990       | 1001.2                    | 869.5                         | 697.5                                  | 2226.8                                 | 3312.6                         | 104.6                        | 103.8                         | 102.9                                  | 106.7                                  | 108.0                          |
| 1991       | 1061.3                    | 912.1                         | 729.6                                  | 2351.5                                 | 3723.4                         | 106.0                        | 104.9                         | 104.6                                  | 105.6                                  | 112.4                          |
| 1992       | 1143.0                    | 970.5                         | 763.2                                  | 2593.7                                 | 4285.6                         | 107.7                        | 106.4                         | 104.6                                  | 110.3                                  | 115.1                          |
| 1993       | 1402.4                    | 1160.7                        | 906.7                                  | 3146.2                                 | 5939.9                         | 122.7                        | 119.6                         | 118.8                                  | 121.3                                  | 138.6                          |
| 1994       | 1581.9                    | 1258.2                        | 977.4                                  | 3448.2                                 | 7852.3                         | 112.8                        | 108.4                         | 107.8                                  | 109.6                                  | 132.2                          |
| 1995       | 1759.1                    | 1396.6                        | 1089.8                                 | 3789.6                                 | 8794.5                         | 111.2                        | 111.0                         | 111.5                                  | 109.9                                  | 112.0                          |
| 1996       | 1991.3                    | 1594.9                        | 1280.5                                 | 4077.6                                 | 9621.2                         | 113.2                        | 114.2                         | 117.5                                  | 107.6                                  | 109.4                          |
| 1997       | 2164.5                    | 1714.5                        | 1347.1                                 | 4591.4                                 | 10891.2                        | 108.7                        | 107.5                         | 105.2                                  | 112.6                                  | 113.2                          |
| 1998       | 2287.9                    | 1784.8                        | 1387.5                                 | 4880.7                                 | 12132.8                        | 105.7                        | 104.1                         | 103.0                                  | 106.3                                  | 111.4                          |
| 1999       | 2475.5                    | 1893.7                        | 1427.7                                 | 5485.9                                 | 13952.7                        | 108.2                        | 106.1                         | 102.9                                  | 112.4                                  | 115.0                          |
| 2000       | 2839.4                    | 2168.3                        | 1631.9                                 | 6303.3                                 | 16073.5                        | 114.7                        | 114.5                         | 114.3                                  | 114.9                                  | 115.2                          |

## 3-15 历年资本形成总额指数

## Indices of Gross Capital Formation over the Years

本表按可比价格计算。

The indices in this table are calculated at comparable prices.

| 年份<br>Year | 以1952年为100 (1952=100)                |                                      |                                   | 以上年为100 (preceding year=100)         |                                      |                                   |
|------------|--------------------------------------|--------------------------------------|-----------------------------------|--------------------------------------|--------------------------------------|-----------------------------------|
|            | 资本形成总额<br>Gross Capital<br>Formation | 固定资本形成<br>Fixed Capital<br>Formation | 存货增加<br>Changes in<br>Inventories | 资本形成总额<br>Gross Capital<br>Formation | 固定资本形成<br>Fixed Capital<br>Formation | 存货增加<br>Changes in<br>Inventories |
| 1952       | 100.0                                | 100.0                                | 100.0                             |                                      |                                      |                                   |
| 1953       | 110.5                                | 66.9                                 | 250.7                             | 110.5                                | 66.9                                 | 250.7                             |
| 1954       | 76.2                                 | 91.6                                 | 200.6                             | 69.0                                 | 136.9                                | 80.0                              |
| 1955       | 149.2                                | 151.2                                | 143.4                             | 195.7                                | 165.1                                | 71.5                              |
| 1956       | 179.4                                | 202.5                                | 105.8                             | 120.2                                | 133.9                                | 73.8                              |
| 1957       | 240.0                                | 223.7                                | 293.7                             | 133.8                                | 110.5                                | 277.5                             |
| 1958       | 439.4                                | 451.7                                | 402.3                             | 183.1                                | 201.9                                | 137.0                             |
| 1959       | 564.2                                | 564.2                                | 566.5                             | 128.4                                | 124.9                                | 140.8                             |
| 1960       | 473.3                                | 635.3                                |                                   | 83.9                                 | 112.6                                |                                   |
| 1961       | 81.9                                 | 183.6                                |                                   | 17.3                                 | 28.9                                 |                                   |
| 1962       | 54.9                                 | 152.4                                |                                   | 67.1                                 | 83.0                                 |                                   |
| 1963       | 151.8                                | 180.0                                | 60.3                              | 276.3                                | 118.1                                |                                   |
| 1964       | 193.3                                | 217.0                                | 116.0                             | 127.3                                | 120.6                                | 192.3                             |
| 1965       | 242.0                                | 270.0                                | 150.7                             | 125.2                                | 124.4                                | 130.0                             |
| 1966       | 380.9                                | 373.9                                | 401.7                             | 157.4                                | 138.5                                | 266.5                             |
| 1967       | 292.9                                | 266.2                                | 376.8                             | 76.9                                 | 71.2                                 | 93.8                              |
| 1968       | 238.7                                | 200.7                                | 359.9                             | 81.5                                 | 75.4                                 | 95.5                              |
| 1969       | 371.9                                | 350.7                                | 438.0                             | 155.8                                | 174.7                                | 121.7                             |
| 1970       | 646.0                                | 591.3                                | 818.1                             | 173.7                                | 168.6                                | 186.8                             |
| 1971       | 571.7                                | 572.4                                | 565.3                             | 88.5                                 | 96.8                                 | 69.1                              |
| 1972       | 579.1                                | 570.7                                | 602.6                             | 101.3                                | 99.7                                 | 106.6                             |
| 1973       | 646.9                                | 638.0                                | 670.7                             | 111.7                                | 111.8                                | 111.3                             |
| 1974       | 674.0                                | 698.6                                | 588.2                             | 104.2                                | 109.5                                | 87.7                              |
| 1975       | 730.0                                | 753.1                                | 648.8                             | 108.3                                | 107.8                                | 110.3                             |
| 1976       | 670.9                                | 699.6                                | 572.2                             | 91.9                                 | 92.9                                 | 88.2                              |
| 1977       | 810.4                                | 789.2                                | 872.1                             | 120.8                                | 112.8                                | 152.4                             |
| 1978       | 842.0                                | 880.7                                | 709.9                             | 103.9                                | 111.6                                | 81.4                              |
| 1979       | 911.9                                | 916.8                                | 889.5                             | 108.3                                | 104.1                                | 125.3                             |
| 1980       | 1038.6                               | 1132.3                               | 728.5                             | 113.9                                | 123.5                                | 81.9                              |
| 1981       | 1133.2                               | 1079.1                               | 1301.1                            | 109.1                                | 95.3                                 | 178.6                             |
| 1982       | 1058.4                               | 1287.3                               | 311.0                             | 93.4                                 | 119.3                                | 23.9                              |
| 1983       | 1689.2                               | 1687.7                               | 1678.3                            | 159.6                                | 131.1                                | 539.7                             |
| 1984       | 1768.6                               | 1765.3                               | 1762.2                            | 104.7                                | 104.6                                | 105.0                             |
| 1985       | 2099.3                               | 2125.4                               | 1993.0                            | 118.7                                | 120.4                                | 113.1                             |
| 1986       | 2137.1                               | 2361.4                               | 1391.1                            | 101.8                                | 111.1                                | 69.8                              |
| 1987       | 2282.4                               | 2264.5                               | 2312.1                            | 106.8                                | 95.9                                 | 166.2                             |
| 1988       | 3108.6                               | 3084.3                               | 3789.5                            | 136.2                                | 136.2                                | 163.9                             |
| 1989       | 3226.7                               | 2797.5                               | 5240.8                            | 103.8                                | 90.7                                 | 138.3                             |
| 1990       | 3265.5                               | 2803.1                               | 5398.1                            | 101.2                                | 100.2                                | 103.0                             |
| 1991       | 3552.8                               | 3161.9                               | 5840.7                            | 108.8                                | 112.8                                | 108.2                             |
| 1992       | 4330.9                               | 3737.3                               | 7481.9                            | 121.9                                | 118.2                                | 128.1                             |
| 1993       | 4590.7                               | 4309.1                               | 6846.0                            | 106.0                                | 115.3                                | 91.5                              |
| 1994       | 5160.0                               | 5158.0                               | 6722.8                            | 112.4                                | 119.7                                | 98.2                              |
| 1995       | 6305.5                               | 6117.4                               | 8792.1                            | 122.2                                | 118.6                                | 130.8                             |
| 1996       | 7314.4                               | 7224.6                               | 9803.2                            | 116.0                                | 118.1                                | 111.5                             |
| 1997       | 8199.4                               | 8315.5                               | 10332.6                           | 112.1                                | 115.1                                | 105.4                             |
| 1998       | 9199.7                               | 9496.3                               | 11086.9                           | 112.2                                | 114.2                                | 107.3                             |
| 1999       | 9880.5                               | 10085.1                              | 12262.1                           | 107.4                                | 106.2                                | 110.6                             |
| 2000       | 10631.4                              | 11043.2                              | 12568.7                           | 107.6                                | 109.5                                | 102.5                             |

### 3-16 历年支出法国内生产总值构成

#### Structure of Gross Domestic Product by Expenditure Approach over the Years

本表按当年价格计算。

Data in this table are calculated at current prices.

| 年份<br>Year | 比重 (支出法国内生产总值=100)<br>Proportion<br>(Gross Domestic Product by Expenditure Approach=100) |                                      |  | 比重 (最终消费=100)<br>Proportion      |                                   |
|------------|--|--------------------------------------|--|----------------------------------|-----------------------------------|
|            | 最终消费<br>Final<br>Consumption   | 资本形成总额<br>Gross Capital<br>Formation | 货物和服务净出口<br>Net Export of Good<br>and Services | 居民消费<br>Household<br>Consumption | 政府消费<br>Government<br>Consumption |
|            | 1952   | 81.7                                 | 18.4   | -0.1                             | 94.7                              |
| 1953       | 78.6   | 19.3                                 | 2.1  | 94.0                             | 6.0                               |
| 1954       | 75.9   | 18.6                                 | 5.5  | 93.8                             | 6.2                               |
| 1955       | 75.7   | 23.0                                 | 1.3  | 94.2                             | 5.8                               |
| 1956       | 76.5   | 25.0                                 | -1.5   | 92.1                             | 7.9                               |
| 1957       | 70.1   | 31.4                                 | -1.5   | 92.1                             | 7.9                               |
| 1958       | 66.5   | 49.4                                 | -15.9  | 92.5                             | 7.5                               |
| 1959       | 58.2   | 60.3                                 | -18.5  | 90.5                             | 9.5                               |
| 1960       | 55.4   | 47.7                                 | -3.1   | 89.0                             | 11.0                              |
| 1961       | 83.8   | 11.0                                 | 5.2  | 89.4                             | 10.6                              |
| 1962       | 93.3   | 7.9                                  | -1.2   | 90.9                             | 9.1                               |
| 1963       | 96.6   | 24.4                                 | -21.0  | 90.4                             | 9.6                               |
| 1964       | 79.2   | 24.0                                 | -3.2   | 90.2                             | 9.8                               |
| 1965       | 67.3   | 23.7                                 | 9.0  | 90.0                             | 10.0                              |
| 1966       | 60.4   | 30.8                                 | 8.8  | 90.6                             | 9.4                               |
| 1967       | 63.8   | 23.4                                 | 12.8   | 91.9                             | 8.1                               |
| 1968       | 68.8   | 21.0                                 | 10.2   | 91.8                             | 8.2                               |
| 1969       | 64.7   | 28.2                                 | 7.1  | 91.7                             | 8.3                               |
| 1970       | 58.6   | 40.4                                 | 1.0  | 92.2                             | 7.8                               |
| 1971       | 58.5   | 33.5                                 | 8.0  | 91.3                             | 8.7                               |
| 1972       | 60.8   | 32.3                                 | 6.9  | 88.5                             | 11.5                              |
| 1973       | 61.1   | 34.8                                 | 4.1  | 88.1                             | 11.9                              |
| 1974       | 63.0   | 35.9                                 | 1.1  | 87.8                             | 12.2                              |
| 1975       | 62.7   | 36.3                                 | 1.0  | 85.7                             | 14.3                              |
| 1976       | 69.9   | 29.9                                 | 0.2  | 87.1                             | 12.9                              |
| 1977       | 62.8   | 37.0                                 | 0.2  | 87.9                             | 12.1                              |
| 1978       | 65.7   | 32.2                                 | 2.1  | 88.1                             | 11.9                              |
| 1979       | 66.9   | 31.8                                 | 1.3  | 88.9                             | 11.1                              |
| 1980       | 66.1   | 30.2                                 | 3.7  | 89.3                             | 10.7                              |
| 1981       | 66.0   | 30.5                                 | 3.5  | 89.2                             | 10.8                              |
| 1982       | 69.5   | 27.0                                 | 3.5  | 87.4                             | 12.6                              |
| 1983       | 59.3   | 35.1                                 | 5.6  | 85.1                             | 14.9                              |
| 1984       | 60.0   | 35.4                                 | 4.6  | 84.6                             | 15.4                              |
| 1985       | 61.1   | 38.4                                 | 0.5  | 83.8                             | 16.2                              |
| 1986       | 61.2   | 36.6                                 | 2.2  | 83.4                             | 16.6                              |
| 1987       | 56.6   | 36.7                                 | 6.7  | 82.7                             | 17.3                              |
| 1988       | 54.8   | 41.1                                 | 4.1  | 85.0                             | 15.0                              |
| 1989       | 54.8   | 40.6                                 | 4.6  | 84.8                             | 15.2                              |
| 1990       | 56.4   | 39.0                                 | 4.6  | 84.9                             | 15.1                              |
| 1991       | 54.7   | 40.3                                 | 5.0  | 83.7                             | 16.3                              |
| 1992       | 50.1   | 44.7                                 | 5.2  | 82.8                             | 17.2                              |
| 1993       | 52.9   | 41.2                                 | 5.9  | 76.6                             | 23.4                              |
| 1994       | 53.9   | 39.7                                 | 6.4  | 77.5                             | 22.5                              |
| 1995       | 53.1   | 41.4                                 | 5.5  | 78.6                             | 21.4                              |
| 1996       | 53.1   | 41.0                                 | 5.9  | 79.2                             | 20.8                              |
| 1997       | 52.8   | 41.8                                 | 5.4  | 78.7                             | 21.3                              |
| 1998       | 51.3   | 42.9                                 | 5.8  | 77.3                             | 22.7                              |
| 1999       | 51.6   | 42.9                                 | 5.5  | 75.4                             | 24.6                              |
| 2000       | 53.7   | 42.2                                 | 4.1  | 75.5                             | 24.5                              |



## 3-17 支出法国内生产总值及构成

## Gross Domestic Product by Expenditure Approach and Structure

本表按当年价格计算。

Data in this table are calculated at current prices.

| 项 目              | Item  | 1999  |                               | 2000  |                               |
|------------------|---|---|-------------------------------|---|-------------------------------|
|                  |   | 绝对额<br>(亿元)<br>Absolute figures<br>(100 million yuan) | 构成<br>(%)<br>Structure<br>(%) | 绝对额<br>(亿元)<br>Absolute figures<br>(100 million yuan) | 构成<br>(%)<br>Structure<br>(%) |
| <b>支出法国内生产总值</b> | <b>Gross Domestic Product by Expenditure Approach</b> | <b>4576.10</b>  | <b>100.0</b>                  | <b>5137.66</b>  | <b>100.0</b>                  |
| <b>最终消费</b>      | <b>Final Consumption</b>                              | <b>2358.34</b>  | <b>51.6</b>                   | <b>2758.60</b>  | <b>53.7</b>                   |
| 居民消费             | Household Consumption                                 | 1778.88   | 38.9                          | 2084.08   | 40.6                          |
| 农村居民             | Rural Households                                      | 1047.57   | 22.9                          | 1216.60   | 23.7                          |
| 自给性              | Self-sufficiency                                      | 338.96  | 7.4                           | 356.80  | 6.9                           |
| 商品性              | Commodity   | 450.27  | 9.8                           | 549.56  | 10.7                          |
| 文化生活服务性          | Cultural and Service                                  | 137.33  | 3.0                           | 187.40  | 3.6                           |
| 住房及水电            | Residence, Water and Electricity                      | 121.01  | 2.6                           | 122.84  | 2.4                           |
| #住房              | Residence   | 90.80   | 2.0                           | 103.92  | 2.0                           |
| 城镇居民             | Urban Households                                      | 731.31  | 16.0                          | 867.48  | 16.9                          |
| 商品性              | Commodity   | 466.16  | 10.2                          | 551.50  | 10.7                          |
| 文化生活服务性          | Cultural and Service                                  | 174.60  | 3.8                           | 204.92  | 4.0                           |
| 住房及水电            | Residence, Water and Electricity                      | 90.55   | 2.0                           | 111.06  | 2.2                           |
| #住房              | Residence   | 72.20   | 1.6                           | 89.44   | 1.7                           |
| 政府消费             | Government Consumption                                | 579.46  | 12.7                          | 674.52  | 13.1                          |
| <b>资本形成总额</b>    | <b>Gross Capital Formation</b>                        | <b>1964.61</b>  | <b>42.9</b>                   | <b>2169.04</b>  | <b>42.2</b>                   |
| 固定资本形成           | Fixed Capital Formation                               | 1472.53   | 32.2                          | 1659.58   | 32.3                          |
| 第一产业             | Primary Industry                                      | 165.51  | 3.6                           | 169.86  | 3.3                           |
| 第二产业             | Secondary Industry                                    | 477.84  | 10.4                          | 549.97  | 10.7                          |
| 第三产业             | Tertiary Industry                                     | 829.18  | 18.1                          | 939.75  | 18.3                          |
| 存货增加             | Changes in Inventories                                | 492.08  | 10.8                          | 509.46  | 9.9                           |
| 第一产业             | Primary Industry                                      | 245.27  | 5.4                           | 248.87  | 4.8                           |
| 第二产业             | Secondary Industry                                    | 182.63  | 4.0                           | 188.80  | 3.7                           |
| 第三产业             | Tertiary Industry                                     | 64.18   | 1.4                           | 71.79   | 1.4                           |
| <b>货物和服务净出口</b>  | <b>Net Export of Good and Services</b>                | <b>253.15</b>   | <b>5.5</b>                    | <b>210.02</b>   | <b>4.1</b>                    |

### 3-18 各市支出法国内生产总值 (2000年)

#### Gross Domestic Product by Expenditure Approach by City (2000)

本表按当年价格计算。

Data in this table are calculated at current prices.

单位: 万元

(10 000 yuan)

| 市    | City         | 支出法国内<br>生产总值<br>Gross Domestic<br>Product by<br>Expenditure<br>Approach | 最终消费                      |                             |                             |                               | 政府消费<br>Government<br>Consump-<br>tion | 资本形成<br>总 额<br>Gross<br>Capital<br>Formation | 货物和服务<br>净 出口<br>Net Export<br>of Good and<br>Services |
|------|--------------|--|---------------------------|-----------------------------|-----------------------------|-------------------------------|--|--|--|
|      |              |  | Final<br>Consump-<br>tion | 居民消费                        |                             | Household<br>Consump-<br>tion |  |  |  |
|      |              |  |                           | 农村居民<br>Rural<br>Households | 城镇居民<br>Urban<br>Households |                               |  |  |  |
| 郑州市  | Zhengzhou    | 7380243  | 3736194                   | 2734957                     | 982035                      | 1752922                       | 1001237                                | 3319389                                      | 324660   |
| 开封市  | Kaifeng      | 2262409  | 1428766                   | 1152803                     | 791548                      | 361255                        | 275963                                 | 879766                                       | -46123   |
| 洛阳市  | Luoyang      | 4227640  | 2178121                   | 1569498                     | 737390                      | 832108                        | 608623                                 | 1780640                                      | 268879   |
| 平顶山市 | Pingdingshan | 2715029  | 1442703                   | 1137212                     | 536400                      | 600812                        | 305491                                 | 816472                                       | 455854   |
| 安阳市  | Anyang       | 2560095  | 1466762                   | 1141089                     | 685443                      | 455646                        | 325673                                 | 846588                                       | 246745   |
| 鹤壁市  | Hebi         | 853405   | 425431                    | 333450                      | 175313                      | 158137                        | 91981                                  | 420480                                       | 7494   |
| 新乡市  | Xinxiang     | 2808535  | 1510838                   | 1201098                     | 700244                      | 500854                        | 309740                                 | 942925                                       | 354772   |
| 焦作市  | Jiaozuo      | 2285547  | 1045079                   | 766417                      | 380165                      | 386252                        | 278662                                 | 775892                                       | 464576   |
| 濮阳市  | Puyang       | 2039449  | 920471                    | 682823                      | 345096                      | 337727                        | 237648                                 | 960070                                       | 158908   |
| 许昌市  | Xuchang      | 2913482  | 1439468                   | 1139471                     | 763545                      | 375926                        | 299997                                 | 1379424                                      | 94590  |
| 漯河市  | Luohe        | 1642624  | 822198                    | 599876                      | 332331                      | 267545                        | 222322                                 | 767534                                       | 52892  |
| 三门峡市 | Sanmenxia    | 1686397  | 668079                    | 484160                      | 219598                      | 264562                        | 183919                                 | 735960                                       | 282358   |
| 南阳市  | Nanyang      | 5196645  | 2314720                   | 1767751                     | 1225621                     | 542130                        | 546969                                 | 3043484                                      | -161559  |
| 商丘市  | Shangqiu     | 2876513  | 1514666                   | 1201465                     | 782824                      | 418641                        | 313201                                 | 1223900                                      | 137947   |
| 信阳市  | Xinyang      | 2610514  | 1801205                   | 1365231                     | 1025052                     | 340179                        | 435974                                 | 1233600                                      | -424291  |
| 周口市  | Zhoukou      | 3414728  | 1927072                   | 1525790                     | 1204305                     | 321485                        | 401282                                 | 1437312                                      | 50344  |
| 驻马店市 | Zhumadian    | 2800835  | 1605976                   | 1281582                     | 949650                      | 331932                        | 324394                                 | 1034091                                      | 160768   |
| 济源市  | Jiyuan       | 594391   | 218138                    | 172333                      | 78479                       | 93854                         | 45805                                  | 289465                                       | 86788  |

### 3-19 各市支出法国内生产总值指数 (2000年)

#### Indices of Gross Domestic Product by Expenditure Approach by City (2000)

本表按可比价格计算。

The indices in this table are calculated at comparable prices.

(上年=100)

(preceding year=100)

| 市    | City         | 支出法国内<br>生产总值<br>Gross Domestic<br>Product by<br>Expenditure<br>Approach | 最终消费                      |                             |                             |                               | 政府消费<br>Government<br>Consump-<br>tion | 资本形成<br>总 额<br>Gross<br>Capital<br>Formation |
|------|--------------|--|---------------------------|-----------------------------|-----------------------------|-------------------------------|--|--|
|      |              |  | Final<br>Consump-<br>tion | 居民消费                        |                             | Household<br>Consump-<br>tion |  |  |
|      |              |  |                           | 农村居民<br>Rural<br>Households | 城镇居民<br>Urban<br>Households |                               |  |  |
| 郑州市  | Zhengzhou    | 111.1  | 113.9                     | 111.2                       | 108.6                       | 112.6                         | 121.2                                  | 108.1  |
| 开封市  | Kaifeng      | 109.6  | 110.0                     | 110.0                       | 110.2                       | 109.5                         | 110.0                                  | 106.6  |
| 洛阳市  | Luoyang      | 109.6  | 114.3                     | 113.7                       | 112.5                       | 114.8                         | 115.5                                  | 97.5   |
| 平顶山市 | Pingdingshan | 107.6  | 108.5                     | 108.4                       | 106.8                       | 110.3                         | 109.0                                  | 105.9  |
| 安阳市  | Anyang       | 108.9  | 107.1                     | 105.7                       | 104.6                       | 107.4                         | 112.2                                  | 109.4  |
| 鹤壁市  | Hebi         | 109.7  | 109.3                     | 107.9                       | 106.0                       | 110.1                         | 115.4                                  | 110.3  |
| 新乡市  | Xinxiang     | 108.3  | 102.7                     | 101.0                       | 112.3                       | 84.3                          | 109.9                                  | 131.8  |
| 焦作市  | Jiaozuo      | 108.6  | 113.6                     | 111.2                       | 109.3                       | 113.2                         | 120.8                                  | 117.5  |
| 濮阳市  | Puyang       | 110.3  | 115.4                     | 113.9                       | 104.6                       | 125.3                         | 120.4                                  | 134.7  |
| 许昌市  | Xuchang      | 110.4  | 110.3                     | 110.7                       | 110.2                       | 111.7                         | 108.8                                  | 110.9  |
| 漯河市  | Luohe        | 109.5  | 111.1                     | 111.3                       | 108.3                       | 115.4                         | 110.6                                  | 108.0  |
| 三门峡市 | Sanmenxia    | 109.2  | 111.4                     | 106.8                       | 101.4                       | 112.6                         | 125.6                                  | 120.9  |
| 南阳市  | Nanyang      | 107.0  | 104.2                     | 103.8                       | 101.6                       | 109.2                         | 106.0                                  | 111.7  |
| 商丘市  | Shangqiu     | 109.3  | 100.8                     | 93.4                        | 85.9                        | 113.3                         | 134.2                                  | 122.1  |
| 信阳市  | Xinyang      | 109.5  | 99.5                      | 95.3                        | 100.1                       | 80.9                          | 115.9                                  | 134.4  |
| 周口市  | Zhoukou      | 109.1  | 105.7                     | 104.6                       | 105.1                       | 101.9                         | 109.9                                  | 113.4  |
| 驻马店市 | Zhumadian    | 109.7  | 104.9                     | 103.7                       | 102.3                       | 108.2                         | 110.9                                  | 103.9  |
| 济源市  | Jiyuan       | 109.1  | 114.5                     | 112.3                       | 120.6                       | 104.9                         | 122.6                                  | 64.1   |

### 3-20 国内生产总值构成项目

#### Structure of Gross Domestic Product

本表按当年价格计算。

Data in this table are calculated at current prices.

| 年 份<br>Year  | 国内生产总值                 |                                    |                                  |  |                           |
|--|------------------------|------------------------------------|----------------------------------|--|---------------------------|
|  | Gross Domestic Product | 劳动者报 酬<br>Compensation of Laborers | 生产税净额<br>Net Taxes on Production | 固定资产折旧<br>Depreciation of Fixed Assets | 营业盈余<br>Operating Surplus |
| <b>绝对数(亿元)</b><br>Absolute figures<br>(100 million yuan) |                        |                                    |                                  |  |                           |
| 1978   | 162.92                 | 91.39                              | 24.03                            | 16.23                                  | 31.27                     |
| 1979   | 190.09                 | 111.91                             | 24.00                            | 17.93                                  | 36.25                     |
| 1980   | 229.16                 | 134.18                             | 28.57                            | 22.77                                  | 43.64                     |
| 1981   | 249.69                 | 151.29                             | 30.42                            | 22.99                                  | 44.99                     |
| 1982   | 263.30                 | 155.38                             | 32.40                            | 27.49                                  | 48.03                     |
| 1983   | 327.95                 | 196.92                             | 37.38                            | 37.45                                  | 56.20                     |
| 1984   | 370.04                 | 217.59                             | 46.64                            | 41.88                                  | 63.93                     |
| 1985   | 451.74                 | 266.09                             | 60.91                            | 53.62                                  | 71.12                     |
| 1986   | 502.91                 | 307.14                             | 67.99                            | 57.72                                  | 70.06                     |
| 1987   | 609.60                 | 373.25                             | 86.10                            | 60.36                                  | 89.89                     |
| 1988   | 749.09                 | 444.21                             | 107.56                           | 71.15                                  | 126.17                    |
| 1989   | 850.71                 | 476.53                             | 116.95                           | 106.87                                 | 150.36                    |
| 1990   | 934.65                 | 554.91                             | 107.04                           | 119.13                                 | 153.57                    |
| 1991   | 1045.73                | 606.59                             | 140.99                           | 141.93                                 | 156.22                    |
| 1992   | 1279.75                | 706.32                             | 186.24                           | 184.36                                 | 202.83                    |
| 1993   | 1662.76                | 909.42                             | 224.01                           | 236.01                                 | 293.32                    |
| 1994   | 2224.43                | 1422.74                            | 256.16                           | 301.73                                 | 243.80                    |
| 1995   | 3002.74                | 1964.75                            | 356.58                           | 343.01                                 | 338.40                    |
| 1996   | 3661.18                | 2379.18                            | 453.29                           | 482.39                                 | 346.32                    |
| 1997   | 4079.26                | 2605.04                            | 509.38                           | 554.11                                 | 410.73                    |
| 1998   | 4356.60                | 2653.74                            | 485.73                           | 597.37                                 | 619.76                    |
| 1999   | 4576.10                | 2781.87                            | 579.76                           | 619.96                                 | 594.51                    |
| 2000   | 5137.66                | 3104.51                            | 677.28                           | 708.22                                 | 647.65                    |
| <b>构成(%)</b><br>Structure (%)                            |                        |                                    |                                  |  |                           |
| 1978   | 100.0                  | 56.1                               | 14.7                             | 10.0                                   | 19.2                      |
| 1979   | 100.0                  | 58.9                               | 12.6                             | 9.4                                    | 19.1                      |
| 1980   | 100.0                  | 58.6                               | 12.5                             | 9.9                                    | 19.0                      |
| 1981   | 100.0                  | 60.6                               | 12.2                             | 9.2                                    | 18.0                      |
| 1982   | 100.0                  | 59.0                               | 12.3                             | 10.4                                   | 18.2                      |
| 1983   | 100.0                  | 60.0                               | 11.4                             | 11.4                                   | 17.1                      |
| 1984   | 100.0                  | 58.8                               | 12.6                             | 11.3                                   | 17.3                      |
| 1985   | 100.0                  | 58.9                               | 13.5                             | 11.9                                   | 15.7                      |
| 1986   | 100.0                  | 61.1                               | 13.5                             | 11.5                                   | 13.9                      |
| 1987   | 100.0                  | 61.2                               | 14.1                             | 9.9                                    | 14.7                      |
| 1988   | 100.0                  | 59.3                               | 14.4                             | 9.5                                    | 16.8                      |
| 1989   | 100.0                  | 56.0                               | 13.7                             | 12.6                                   | 17.7                      |
| 1990   | 100.0                  | 59.4                               | 11.5                             | 12.7                                   | 16.4                      |
| 1991   | 100.0                  | 58.0                               | 13.5                             | 13.6                                   | 14.9                      |
| 1992   | 100.0                  | 55.2                               | 14.6                             | 14.4                                   | 15.8                      |
| 1993   | 100.0                  | 54.7                               | 13.5                             | 14.2                                   | 17.6                      |
| 1994   | 100.0                  | 64.0                               | 11.5                             | 13.6                                   | 11.0                      |
| 1995   | 100.0                  | 65.4                               | 11.9                             | 11.4                                   | 11.3                      |
| 1996   | 100.0                  | 65.0                               | 12.4                             | 13.2                                   | 9.5                       |
| 1997   | 100.0                  | 63.9                               | 12.5                             | 13.6                                   | 10.1                      |
| 1998   | 100.0                  | 60.9                               | 11.1                             | 13.7                                   | 14.2                      |
| 1999   | 100.0                  | 60.8                               | 12.7                             | 13.5                                   | 13.0                      |
| 2000   | 100.0                  | 60.4                               | 13.2                             | 13.8                                   | 12.6                      |

## 3-21 国内生产总值分产业构成项目 (2000年)

## Structure of Gross Domestic Product by Sector (2000)

本表按当年价格计算。

Data in this table are calculated at current prices.

单位: 亿元

(100 million yuan)

| 产 业                | Industry   | 增加值             |   |  |                 | 固定资<br>产折旧    | 营业盈余          |
|--------------------|--|-----------------|---|--|-----------------|---------------|---------------|
|                    |  | Value-<br>added | 劳动者报酬<br>Compensa-<br>tion of<br>Laborers | 生产税净额<br>Net<br>Taxes on<br>Production | # 补贴<br>Subsidy |               |               |
| <b>国内生产总值</b>      | <b>Gross Domestic Product</b>                              | <b>5137.66</b>  | <b>3104.51</b>                            | <b>677.28</b>                          | <b>9.85</b>     | <b>708.22</b> | <b>647.65</b> |
| <b>第一产业</b>        | <b>Primary Industry</b>                                    | <b>1161.58</b>  | <b>1059.74</b>                            | <b>21.99</b>                           |                 | <b>30.09</b>  | <b>49.76</b>  |
| 农业                 | Farming  | 752.46          | 686.54                                    | 14.23                                  |                 | 19.48         | 32.21         |
| 林业                 | Forestry   | 41.61           | 37.99                                     | 0.79                                   |                 | 1.08          | 1.75          |
| 牧业                 | Animal Husbandry   | 353.84          | 322.80                                    | 6.70                                   |                 | 9.17          | 15.17         |
| 渔业                 | Fishery  | 13.67           | 12.41                                     | 0.27                                   |                 | 0.36          | 0.63          |
| <b>第二产业</b>        | <b>Secondary Industry</b>                                  | <b>2413.78</b>  | <b>1096.43</b>                            | <b>442.19</b>                          | <b>9.85</b>     | <b>300.72</b> | <b>574.44</b> |
| 工业                 | Industry   | 2078.94         | 909.99                                    | 405.17                                 | 9.85            | 278.89        | 484.89        |
| 采掘业                | Mining and Quarrying                                       | 338.63          | 144.55                                    | 65.98                                  |                 | 49.08         | 79.02         |
| 制造业                | Manufacturing  | 1565.61         | 690.89                                    | 305.16                                 | 9.85            | 204.48        | 365.08        |
| 电力、煤气及水的生产<br>和供应业 | Production & Supply<br>of Power, Gas & Water               | 174.70          | 74.55                                     | 34.03                                  |                 | 25.33         | 40.79         |
| 建筑业                | Construction   | 334.84          | 186.44                                    | 37.02                                  |                 | 21.83         | 89.55         |
| <b>第三产业</b>        | <b>Tertiary Industry</b>                                   | <b>1562.30</b>  | <b>948.34</b>                             | <b>213.10</b>                          |                 | <b>377.41</b> | <b>23.45</b>  |
| 农林牧渔服务业            | Farming, Forestry, Animal<br>Husbandry and Fishery         | 6.10            | 3.20                                      | 0.45                                   |                 | 0.57          | 1.88          |
| 地质勘查、水利管理业         | Geological Prospecting<br>and Water Conservancy            | 30.30           | 16.53                                     | 7.74                                   |                 | 3.48          | 2.55          |
| 交通运输、仓储及<br>邮电通信业  | Transport, Storage, Post<br>and Telecommunications         | 391.88          | 216.93                                    | 40.98                                  |                 | 103.83        | 30.14         |
| 交通运输和仓储业           | Transport and Storage                                      | 319.98          | 185.80                                    | 35.50                                  |                 | 71.60         | 27.08         |
| 邮电通信业              | Post and Telecommunications                                | 71.90           | 31.13                                     | 5.48                                   |                 | 32.23         | 3.06          |
| 批发零售贸易业、餐饮业        | Wholesale and Retail Trade<br>and Catering Services        | 380.66          | 269.40                                    | 120.70                                 |                 | 55.75         | -65.19        |
| 批发零售贸易业            | Wholesale and Retail Trade                                 | 291.00          | 198.10                                    | 113.26                                 |                 | 48.25         | -68.61        |
| 餐饮业                | Catering Services  | 89.66           | 71.30                                     | 7.44                                   |                 | 7.50          | 3.42          |
| 金融保险业              | Banking and<br>Insurance                                   | 125.30          | 55.32                                     | 28.66                                  |                 | 11.81         | 29.51         |
| 金融业                | Banking  | 85.20           | 50.35                                     | 26.48                                  |                 | 10.80         | -2.43         |
| 保险业                | Insurance  | 10.10           | 4.97                                      | 2.18                                   |                 | 1.01          | 1.94          |
| 其他                 | Others   | 30.00           |   |  |                 |               | 30.00         |
| 房地产业               | Real Estate  | 154.71          | 4.16                                      | 2.52                                   |                 | 151.19        | -3.16         |
| 房地产管理业             | Real Estate Management                                     | 2.95            | 1.50                                      |  |                 | 1.45          |               |
| 房地产开发与经营业          | Real Estate Development<br>and Operation                   | 3.24            | 2.66                                      | 2.52                                   |                 | 1.22          | -3.16         |
| 城市居民自有住房           | Urban Residents Owner-occupier                             | 44.95           |   |  |                 | 44.95         |               |
| 农村居民自有住房           | Rural Residents Owner-occupier                             | 103.57          |   |  |                 | 103.57        |               |
| 社会服务业              | Social Services  | 119.72          | 85.14                                     | 8.40                                   |                 | 16.20         | 9.98          |
| 卫生、体育、社会福利事业       | Health Care, Sports and<br>Social Welfare                  | 67.37           | 59.43                                     | 0.60                                   |                 | 3.45          | 3.89          |
| 教育、文化、广播电影<br>电视事业 | Education, Culture and Arts,<br>Radio, Film and Television | 110.86          | 89.62                                     | 1.10                                   |                 | 13.72         | 6.42          |
| 科学研究和综合技术服务业       | Scientific Research and<br>Polytechnical Services          | 16.40           | 9.46                                      | 1.00                                   |                 | 4.15          | 1.79          |
| 国家机关、政党机关和<br>社会团体 | Government Agencies, Parties<br>and Social Organizations   | 146.54          | 131.83                                    | 0.95                                   |                 | 11.80         | 1.96          |
| 其他行业               | Others   | 12.46           | 7.32                                      |  |                 | 1.46          | 3.68          |

### 3-22 资产负债表 (1999年)

单位: 亿元

| 项 目              | Item                                | 非金融企业部门<br>Non-financial Enterprises |                |                            |                |
|------------------|-------------------------------------|--------------------------------------|----------------|----------------------------|----------------|
|                  |                                     | 小计<br>Subtotal                       |                | #国有单位<br>State-owned Units |                |
|                  |                                     | 使用<br>Utilization                    | 来源<br>Source   | 使用<br>Utilization          | 来源<br>Source   |
| <b>一、非金融资产</b>   | <b>Non-Financial Capital</b>        | <b>6618.94</b>                       |                | <b>3007.73</b>             |                |
| (一) 固定资产         | Fixed Assets                        | 4665.94                              |                | 2404.52                    |                |
| 1. 固定资产净值        | Net Fixed Assets                    | 3932.59                              |                | 2048.21                    |                |
| 固定资产原值           | Original Value of Fixed Assets      | 6045.74                              |                | 3276.37                    |                |
| 减: 累计折旧          | Subtract: Accumulative Depreciation | 2113.15                              |                | 1228.16                    |                |
| 2. 在建工程          | Under Construction Project          | 717.68                               |                | 348.92                     |                |
| 3. 固定资产清理        | Liquidation of Fixed Assets         | 11.07                                |                | 5.25                       |                |
| 4. 待处理固定资产净损失    | Net Loss of Fixed Assets            | 4.60                                 |                | 2.14                       |                |
| (二) 存货           | Inventories                         | 1248.65                              |                | 516.17                     |                |
| #产成品和商品库存        | Products and Inventory              | 435.76                               |                | 184.26                     |                |
| (三) 其他非金融资产      | Other Non-Financial Capital         | 704.35                               |                | 87.05                      |                |
| #无形资产            | Intangible Assets                   | 112.89                               |                | 28.67                      |                |
| <b>二、金融资产与负债</b> | <b>Financial Capital and Debt</b>   | <b>3615.69</b>                       | <b>5311.55</b> | <b>1755.90</b>             | <b>3303.19</b> |
| (一) 国内金融资产与负债    | Domestic Financial Capital and Debt | 3615.69                              | 5259.16        | 1755.90                    | 3276.07        |
| 1. 通货            | Currency in Circulation             | 375.73                               |                | 180.47                     |                |
| 2. 存款            | Savings Deposits                    | 1110.92                              |                | 314.22                     |                |
| 短期存款             | Short Period Savings Deposits       | 888.52                               |                | 262.66                     |                |
| #财政存款            | Treasury Deposits                   |                                      |                |                            |                |
| 长期存款             | Long Period Savings Deposits        | 222.40                               |                | 51.55                      |                |
| 3. 贷款            | Loans                               |                                      | 3651.67        |                            | 2045.28        |
| 短期贷款             | Short Period Loans                  |                                      | 2057.09        |                            | 1085.62        |
| #财政借款            | Treasury Loans                      |                                      |                |                            |                |
| 长期贷款             | Long Period Loans                   |                                      | 1594.58        |                            | 959.66         |
| 4. 股票及其他股权       | Stocks and Other Stock Rights       | 233.76                               | 308.88         | 139.24                     | 147.84         |
| 5. 证券(不含股票)      | Securities (Not Including Stocks)   | 3.67                                 | 32.03          | 1.68                       | 16.21          |
| 短期证券             | Short Period Security               | 2.46                                 | 3.90           | 1.36                       | 0.95           |
| #政府债券            | Government Bonds                    | 1.67                                 |                | 0.89                       |                |
| 长期证券             | Long Period Security                | 1.21                                 | 28.13          | 0.32                       | 15.26          |
| #政府债券            | Government Bonds                    | 0.97                                 |                | 0.26                       |                |
| 6. 保险准备金         | Reserves for Insurance Business     | 8.62                                 |                | 5.09                       |                |
| 7. 其他            | Others                              | 1882.99                              | 1266.58        | 1115.20                    | 1066.74        |
| (二) 国外金融资产与负债    | Foreign Financial Capital and Debt  | 0.00                                 | 52.39          | 0.00                       | 27.12          |
| 1. 短期资本          | Short Period Capital                | 0.00                                 | 11.80          | 0.00                       | 5.82           |
| 2. 长期资本          | Long Period Capital                 | 0.00                                 | 40.59          | 0.00                       | 21.30          |
| <b>三、资产负债差额</b>  | <b>Surplus of Capital Debt</b>      |                                      | <b>4923.08</b> |                            | <b>1460.44</b> |

## Balance Sheet (1999)

(100 million yuan)

| 金融机构部门                 |                |                            |                | 政府部门              |                | 住户部门              |                |
|------------------------|----------------|----------------------------|----------------|-------------------|----------------|-------------------|----------------|
| Financial Institutions |                | #国有单位<br>State-owned Units |                | Governments       |                | Households        |                |
| 使用<br>Utilization      | 来源<br>Source   | 使用<br>Utilization          | 来源<br>Source   | 使用<br>Utilization | 来源<br>Source   | 使用<br>Utilization | 来源<br>Source   |
| <b>444.57</b>          |                | <b>375.71</b>              |                | <b>1234.31</b>    |                | <b>5146.65</b>    |                |
| 157.70                 |                | 104.84                     |                | 1165.91           |                | 4184.68           |                |
| 137.63                 |                | 91.10                      |                | 1152.17           |                | 4184.68           |                |
| 195.43                 |                | 124.34                     |                | 1391.82           |                | 5105.88           |                |
| 57.80                  |                | 33.24                      |                | 239.65            |                | 921.20            |                |
| 18.84                  |                | 12.58                      |                | 13.74             |                |                   |                |
| 0.09                   |                | 0.07                       |                |                   |                |                   |                |
| 1.13                   |                | 1.09                       |                |                   |                |                   |                |
| 0.00                   |                | 0.00                       |                | 35.69             |                | 961.97            |                |
|                        |                |                            |                |                   |                | 648.45            |                |
| 286.87                 |                | 270.87                     |                | 32.71             |                | 0.00              |                |
| 8.03                   |                | 7.96                       |                |                   |                |                   |                |
| <b>7578.79</b>         | <b>7981.07</b> | <b>4266.73</b>             | <b>5601.01</b> | <b>269.52</b>     | <b>211.43</b>  | <b>4338.85</b>    | <b>719.43</b>  |
| 7389.29                | 7799.33        | 4086.70                    | 5428.38        | 269.52            | 210.52         | 4338.85           | 719.43         |
| 92.52                  |                | 65.07                      | .              | 3.80              |                | 754.50            |                |
|                        | 4155.08        |                            | 2573.46        | 117.26            |                | 2926.90           |                |
|                        | 1878.96        |                            | 1432.46        | 99.71             |                | 890.73            |                |
|                        | 50.31          |                            | 50.31          | 50.31             |                |                   |                |
|                        | 2276.12        |                            | 1141.00        | 17.55             |                | 2036.17           |                |
| 4378.65                |                | 2090.60                    |                |                   | 93.65          |                   | 633.33         |
| 2266.18                |                | 942.60                     |                |                   | 80.66          |                   | 128.43         |
| 0.68                   |                | 0.68                       |                |                   | 0.68           |                   |                |
| 2112.47                |                | 1148.00                    |                |                   | 12.99          |                   | 504.90         |
| 0.53                   | 0.00           | 0.53                       | 0.00           | 15.53             |                | 252.20            |                |
| 117.01                 | 13.91          | 18.52                      | 0.02           | 2.39              | 5.06           | 86.26             |                |
| 28.86                  | 13.89          | 2.63                       | 0.00           | 0.35              | 0.01           | 2.42              |                |
| 12.68                  |                | 1.74                       |                | 0.00              | 0.00           | 1.60              |                |
| 88.15                  | 0.01           | 15.89                      | 0.01           | 2.04              | 5.05           | 83.84             |                |
| 21.87                  |                | 11.76                      |                | 1.50              | 0.00           | 2.84              |                |
|                        | 68.50          |                            | 68.00          |                   |                | 59.88             |                |
| 2800.58                | 3561.84        | 1911.98                    | 2786.90        | 130.54            | 111.81         | 259.11            | 86.10          |
| 189.50                 | 181.74         | 180.03                     | 172.63         | 0.00              | 0.91           |                   |                |
| 146.56                 | 122.31         | 139.25                     | 116.20         | 0.00              | 0.39           |                   |                |
| 42.94                  | 59.43          | 40.78                      | 56.43          | 0.00              | 0.52           |                   |                |
|                        | <b>42.29</b>   |                            | <b>-958.57</b> |                   | <b>1292.40</b> |                   | <b>8766.07</b> |

3-22 续表1

单位: 亿元

| 项 目              | Item                                | 省内部门              |                 |                   |
|------------------|-------------------------------------|-------------------|-----------------|-------------------|
|                  |                                     | Regional Sectors  |                 | *国有单位             |
|                  |                                     | 使用<br>Utilization | 来源<br>Source    | 使用<br>Utilization |
| <b>一、非金融资产</b>   | <b>Non-Financial Capital</b>        | <b>13444.47</b>   |                 | <b>4617.75</b>    |
| (一) 固定资产         | Fixed Assets                        | 10174.23          |                 | 3675.27           |
| 1. 固定资产净值        | Net Fixed Assets                    | 9407.07           |                 | 3291.48           |
| 固定资产原值           | Original Value of Fixed Assets      | 12738.87          |                 | 4792.53           |
| 减: 累计折旧          | Subtract: Accumulative Depreciation | 3331.80           |                 | 1501.05           |
| 2. 在建工程          | Under Construction Project          | 750.26            |                 | 375.24            |
| 3. 固定资产清理        | Liquidation of Fixed Assets         | 11.16             |                 | 5.32              |
| 4. 待处理固定资产净损失    | Net Loss of Fixed Assets            | 5.73              |                 | 3.23              |
| (二) 存货           | Inventories                         | 2246.31           |                 | 551.86            |
| # 产成品和商品库存       | Products and Inventory              | 1084.21           |                 | 184.26            |
| (三) 其他非金融资产      | Other Non-Financial Capital         | 1023.93           |                 | 390.63            |
| # 无形资产           | Intangible Assets                   | 120.92            |                 | 36.63             |
| <b>二、金融资产与负债</b> | <b>Financial Capital and Debt</b>   | <b>15802.85</b>   | <b>14223.48</b> | <b>6292.15</b>    |
| (一) 国内金融资产与负债    | Domestic Financial Capital and Debt | 15613.35          | 13988.44        | 6112.12           |
| 1. 通货            | Currency in Circulation             | 1226.55           |                 | 249.34            |
| 2. 存款            | Savings Deposits                    | 4155.08           | 4155.08         | 431.48            |
| 短期存款             | Short Period Savings Deposits       | 1878.96           | 1878.96         | 362.37            |
| # 财政存款           | Treasury Deposits                   | 50.31             | 50.31           | 50.31             |
| 长期存款             | Long Period Savings Deposits        | 2276.12           | 2276.12         | 69.10             |
| 3. 贷款            | Loans                               | 4378.65           | 4378.65         | 2090.60           |
| 短期贷款             | Short Period Loans                  | 2266.18           | 2266.18         | 942.60            |
| # 财政借款           | Treasury Loans                      | 0.68              | 0.68            | 0.68              |
| 长期贷款             | Long Period Loans                   | 2112.47           | 2112.47         | 1148.00           |
| 4. 股票及其他股权       | Stocks and Other Stock Rights       | 502.02            | 308.88          | 155.29            |
| 5. 证券(不含股票)      | Securities (Not Including Stocks)   | 209.33            | 51.00           | 22.59             |
| 短期证券             | Short Period Security               | 34.09             | 17.80           | 4.34              |
| # 政府债券           | Government Bonds                    | 15.95             | 0.00            | 2.63              |
| 长期证券             | Long Period Security                | 175.24            | 33.19           | 18.25             |
| # 政府债券           | Government Bonds                    | 27.18             | 0.00            | 13.52             |
| 6. 保险准备金         | Reserves for Insurance Business     | 68.50             | 68.50           | 5.09              |
| 7. 其他            | Others                              | 5073.22           | 5026.33         | 3157.72           |
| (二) 国外金融资产与负债    | Foreign Financial Capital and Debt  | 189.50            | 235.04          | 180.03            |
| 1. 短期资本          | Short Period Capital                | 146.56            | 134.50          | 139.25            |
| 2. 长期资本          | Long Period Capital                 | 42.94             | 100.54          | 40.78             |
| <b>三、资产负债差额</b>  | <b>Surplus of Capital Debt</b>      |                   | <b>15023.84</b> |                   |

continued

(100 million yuan)

| State-owned Units | 国内省外                        |                 | 国外部门               |               |                    | 总 计             |                 |
|-------------------|-----------------------------|-----------------|--------------------|---------------|--------------------|-----------------|-----------------|
|                   | Domestic & Outside province |                 | Rest of the World  |               |                    | Total           |                 |
| 来 源<br>Source     | 使 用<br>Utilization          | 来 源<br>Source   | 使 用<br>Utilization | 来 源<br>Source | 使 用<br>Utilization | 来 源<br>Source   |                 |
|                   |                             |                 |                    |               |                    |                 | <b>13444.47</b> |
|                   |                             |                 |                    |               |                    |                 | 10174.23        |
|                   |                             |                 |                    |               |                    |                 | 9407.07         |
|                   |                             |                 |                    |               |                    |                 | 12738.87        |
|                   |                             |                 |                    |               |                    |                 | 3331.80         |
|                   |                             |                 |                    |               |                    |                 | 750.26          |
|                   |                             |                 |                    |               |                    |                 | 11.16           |
|                   |                             |                 |                    |               |                    |                 | 5.73            |
|                   |                             |                 |                    |               |                    |                 | 2246.31         |
|                   |                             |                 |                    |               |                    |                 | 1084.21         |
|                   |                             |                 |                    |               |                    |                 | 1023.93         |
|                   |                             |                 |                    |               |                    |                 | 120.92          |
| <b>9115.63</b>    | <b>1.96</b>                 | <b>1626.87</b>  | <b>235.04</b>      | <b>189.50</b> | <b>16039.85</b>    | <b>16039.85</b> |                 |
| 8914.97           | 1.96                        | 1626.87         |                    |               | 15615.31           | 15615.31        |                 |
|                   |                             | 1226.55         |                    |               | 1226.55            | 1226.55         |                 |
| 2573.46           | 0.00                        | 0.00            |                    |               | 4155.08            | 4155.08         |                 |
| 1432.46           | 0.00                        | 0.00            |                    |               | 1878.96            | 1878.96         |                 |
| 50.31             |                             |                 |                    |               | 50.31              | 50.31           |                 |
| 1141.00           | 0.00                        | 0.00            |                    |               | 2276.12            | 2276.12         |                 |
| 2138.93           | 0.00                        | 0.00            |                    |               | 4378.65            | 4378.65         |                 |
| 1166.28           | 0.00                        | 0.00            |                    |               | 2266.18            | 2266.18         |                 |
| 0.68              |                             |                 |                    |               | 0.68               | 0.68            |                 |
| 972.65            | 0.00                        | 0.00            |                    |               | 2112.47            | 2112.47         |                 |
| 147.84            | 0.00                        | 193.14          |                    |               | 502.02             | 502.02          |                 |
| 21.29             | 1.96                        | 160.29          |                    |               | 211.29             | 211.29          |                 |
| 0.96              | 0.00                        | 16.29           |                    |               | 34.09              | 34.09           |                 |
| 0.00              | 0.00                        | 15.95           |                    |               | 15.95              | 15.95           |                 |
| 20.32             | 1.95                        | 144.00          |                    |               | 177.19             | 177.19          |                 |
| 0.00              | 0.00                        | 27.18           |                    |               | 27.18              | 27.18           |                 |
| 68.00             |                             |                 |                    |               | 68.50              | 68.50           |                 |
| 3965.45           | 0.00                        | 46.89           |                    |               | 5073.22            | 5073.22         |                 |
| 200.66            |                             |                 | 235.04             | 189.50        | 424.54             | 424.54          |                 |
| 122.41            |                             |                 | 134.50             | 146.56        | 281.06             | 281.06          |                 |
| 78.25             |                             |                 | 100.54             | 42.94         | 143.48             | 143.48          |                 |
| <b>1794.27</b>    |                             | <b>-1624.91</b> |                    | <b>45.54</b>  |                    | <b>13444.47</b> |                 |



### 3-23 资金流量表（金融交易，1999年）

单位：亿元

| 指 标                | Item   | 非金融企业部门<br>Non-financial<br>Enterprises |               | 金融机构部门<br>Financial<br>Institutions |               |
|--------------------|--|---|---------------|-------------------------------------|---------------|
|                    |  | 使 用<br>Utilization                      | 来 源<br>Source | 使 用<br>Utilization                  | 来 源<br>Source |
| <b>一、净金融投资</b>     | <b>Net Financial Investment</b>                  | <b>-310.62</b>                          |               | <b>-104.05</b>                      |               |
| <b>二、资金运用合计</b>    | <b>Total Utilization</b>                         | <b>106.90</b>                           |               | <b>374.71</b>                       |               |
| <b>三、资金来源合计</b>    | <b>Total Sources</b>                             |   | <b>417.52</b> |                                     | <b>478.76</b> |
| <b>四、国内金融交易</b>    | <b>Financial Transaction of Domestic Sectors</b> | <b>106.55</b>                           | <b>333.07</b> | <b>374.71</b>                       | <b>478.76</b> |
| 1. 通货              | Currency in Circulation                          | 8.50                                    |               | 16.21                               |               |
| 本币                 | National Currency                                | 8.50                                    |               | 16.21                               |               |
| 外币                 | Foreign Currency                                 |   |               |                                     |               |
| 2. 存款              | Savings Deposits                                 | 151.33                                  |               |                                     | 471.73        |
| 活期存款               | Demand Deposits                                  | 86.30                                   |               |                                     | 86.30         |
| 定期存款               | Time Deposits                                    | -2.70                                   |               |                                     | -2.70         |
| 住户储蓄存款             | Households Savings Deposits                      |   |               |                                     | 282.67        |
| 财政存款               | Treasury Deposits                                |   |               |                                     | -10.38        |
| 外汇存款               | Savings Deposits of Foreign Exchanges            | 8.46                                    |               |                                     | 25.61         |
| 其他存款               | Other Deposits                                   | 59.27                                   |               |                                     | 90.23         |
| 3. 贷款              | Loans  |   | 292.52        | 289.45                              |               |
| 短期贷款               | Short Period Loans                               |   | 187.19        | 184.12                              |               |
| 中长期贷款              | Medium Period and Long Period Loans              |   | 69.86         | 69.86                               |               |
| 财政贷款               | Treasury Loans                                   |   |               |                                     |               |
| 外汇贷款               | Loans of Foreign Exchanges                       |   | -11.73        | -11.73                              |               |
| 其他贷款               | Other Loans                                      |   | 47.20         | 47.20                               |               |
| 4. 证券              | Securities                                       |   | 40.55         | 52.71                               |               |
| 债券                 | Bonds  |   |               | 41.63                               |               |
| 股票                 | Stocks   |   | 40.55         | 11.08                               |               |
| 5. 保险准备金           | Reserves for Insurance Business                  | 9.69                                    |               |                                     | 35.89         |
| 6. 结算资金            | Settlement Funds                                 | -62.97                                  |               |                                     | -63.11        |
| 7. 金融机构往来          | Flow Between Financial Institutions              |   |               |                                     | 41.38         |
| 8. 准备金             | Reserve Funds                                    |   |               | -17.62                              |               |
| 9. 中央银行贷款          | Loans from the Central Bank                      |   |               |                                     | -3.37         |
| 10. 其他             | Others   |   |               | 33.96                               | -3.76         |
| <b>五、国际资本往来</b>    | <b>Flow of Capital Between International</b>     | <b>0.35</b>                             | <b>84.45</b>  |                                     |               |
| 1. 省外长期资本          | Long Period Capital of Outside province          | 0.35                                    | 84.07         |                                     |               |
| 2. 省外短期资本          | Short Period Capital of Outside province         |   | 0.38          |                                     |               |
| <b>六、国际储备资产</b>    | <b>Assets in International Serves</b>            |   |               |                                     |               |
| <b>七、国际收支误差与遗漏</b> | <b>Errors and Omission of Balance of Payment</b> |   |               |                                     |               |

## Flow of Funds Table (Financial Transaction, 1999)

(100 million yuan)

| 政府部门        |        | 住户部门        |        | 省内合计         |        | 国内省外                        |        | 国外                |        | 总计          |         |
|-------------|--------|-------------|--------|--------------|--------|-----------------------------|--------|-------------------|--------|-------------|---------|
| Governments |        | Households  |        | Regional Sum |        | Domestic & Outside province |        | Rest of the World |        | Total       |         |
| 使用          | 来源     | 使用          | 来源     | 使用           | 来源     | 使用                          | 来源     | 使用                | 来源     | 使用          | 来源      |
| Utilization | Source | Utilization | Source | Utilization  | Source | Utilization                 | Source | Utilization       | Source | Utilization | Source  |
| 9.72        |        | 687.11      |        | 282.16       |        | -366.43                     |        | 84.27             |        |             |         |
| 9.72        |        | 684.04      |        | 1175.37      |        | 50.18                       |        | 84.62             |        | 1310.17     |         |
|             |        |             | -3.07  |              | 893.21 |                             | 416.61 |                   | 0.35   |             | 1310.17 |
| 9.72        |        | 684.04      | -3.07  | 1175.02      | 808.76 | 50.18                       | 416.61 | 0.17              |        | 1225.37     | 1225.37 |
| 4.23        |        | 133.68      |        | 162.62       |        |                             | 162.62 |                   |        | 162.62      | 162.62  |
| 4.23        |        | 133.68      |        | 162.62       |        |                             | 162.62 |                   |        | 162.62      | 162.62  |
| 5.49        |        | 314.60      |        | 471.42       | 471.73 |                             |        | 0.31              |        | 471.73      | 471.73  |
|             |        |             |        | 86.30        | 86.30  |                             |        |                   |        | 86.30       | 86.30   |
|             |        |             |        | -2.70        | -2.70  |                             |        |                   |        | -2.70       | -2.70   |
|             |        | 282.67      |        | 282.67       | 282.67 |                             |        |                   |        | 282.67      | 282.67  |
| -10.38      |        |             |        | -10.38       | -10.38 |                             |        |                   |        | -10.38      | -10.38  |
|             |        | 16.84       |        | 25.30        | 25.61  |                             |        | 0.31              |        | 25.61       | 25.61   |
| 15.87       |        | 15.09       |        | 90.23        | 90.23  |                             |        |                   |        | 90.23       | 90.23   |
|             |        |             | -3.07  | 289.45       | 289.45 |                             |        |                   |        | 289.45      | 289.45  |
|             |        |             | -3.07  | 184.12       | 184.12 |                             |        |                   |        | 184.12      | 184.12  |
|             |        |             |        | 69.86        | 69.86  |                             |        |                   |        | 69.86       | 69.86   |
|             |        |             |        | -11.73       | -11.73 |                             |        |                   |        | -11.73      | -11.73  |
|             |        |             |        | 47.20        | 47.20  |                             |        |                   |        | 47.20       | 47.20   |
|             |        | 207.70      |        | 260.41       | 40.55  | 12.17                       | 232.03 |                   |        | 272.58      | 272.58  |
|             |        | 54.18       |        | 95.81        | 0.00   |                             | 95.81  |                   |        | 95.81       | 95.81   |
|             |        | 153.52      |        | 164.60       | 40.55  | 12.17                       | 136.22 |                   |        | 176.77      | 176.77  |
|             |        | 26.20       |        | 35.89        | 35.89  |                             |        |                   |        | 35.89       | 35.89   |
|             |        |             |        | -62.97       | -63.11 |                             |        | -0.14             |        | -63.11      | -63.11  |
|             |        |             |        | 0.00         | 41.38  | 41.38                       |        |                   |        | 41.38       | 41.38   |
|             |        |             |        | -17.62       |        |                             | -17.62 |                   |        | -17.62      | -17.62  |
|             |        |             |        | 0.00         | -3.37  | -3.37                       |        |                   |        | -3.37       | -3.37   |
|             |        | 1.86        |        | 35.82        | -3.76  |                             | 39.58  |                   |        | 35.82       | 35.82   |
|             |        |             |        | 0.35         | 84.45  |                             |        | 84.45             | 0.35   | 84.80       | 84.80   |
|             |        |             |        | 0.35         | 84.07  |                             |        | 84.07             | 0.35   | 84.42       | 84.42   |
|             |        |             |        |              | 0.38   |                             |        | 0.38              |        | 0.38        | 0.38    |

### 3-24 资金流量表（收入分配，1999年）

单位：亿元

| 交易项目<br>Transaction    | 非金融企业部门<br>Non-financial<br>Enterprises             |              | 金融机构部门<br>Financial<br>Institutions |               |
|------------------------|---|--------------|-------------------------------------|---------------|
|                        | 使用<br>Utilization                                   | 来源<br>Source | 使用<br>Utilization                   | 来源<br>Source  |
| <b>一、净出口</b>           | <b>Net Exports</b>                                  |              |                                     |               |
| <b>二、增加值</b>           | <b>Value Added</b>                                  |              | <b>2136.45</b>                      | <b>82.73</b>  |
| <b>三、劳动者报酬</b>         | <b>Compensation of Laborers</b>                     |              | <b>1011.58</b>                      | <b>38.41</b>  |
| 1.工资及工资性收入             | Wages and Related Income                            |              | 949.44                              | 36.04         |
| 2.单位社会保险付款             | Employer's Contribution of Social Securities        |              | 62.14                               | 2.37          |
| <b>四、生产税净额</b>         | <b>Taxes on Production, Net</b>                     |              | <b>408.73</b>                       | <b>29.33</b>  |
| 1.生产税                  | Taxes on Production                                 |              | 425.73                              | 29.33         |
| 2.生产补贴                 | Subsidies to Production                             |              | -17.00                              |               |
| <b>五、财产性收入</b>         | <b>Income from Properties</b>                       |              | <b>101.27</b>                       | <b>38.28</b>  |
| 1.利息                   | Interest  |              | 70.96                               | 20.53         |
| 2.红利                   | Dividend  |              | 24.44                               | 17.70         |
| 3.土地租金                 | Rent on Land Use                                    |              |                                     |               |
| 4.其他                   | Others  |              | 5.87                                | 0.05          |
| <b>六、初次分配总收入</b>       | <b>Total Income from Primary Distribution</b>       |              | <b>653.15</b>                       | <b>14.73</b>  |
| <b>七、经常转移</b>          | <b>Current Transfer</b>                             |              | <b>73.10</b>                        | <b>42.96</b>  |
| 1.收入税                  | Taxes on Income                                     |              | 36.49                               | 1.54          |
| 2.财政经常性拨款              | Current appropriations from Treasury                |              |                                     |               |
| 3.社会保险付款               | Payment to Social Security                          |              |                                     |               |
| 4.社会补助                 | Allowances  |              | 20.07                               | 1.56          |
| 5.其他                   | Others  |              | 16.54                               | 42.96         |
| <b>八、可支配总收入</b>        | <b>Total Disposable Income</b>                      |              | <b>623.01</b>                       | <b>14.57</b>  |
| <b>九、最终消费</b>          | <b>Final Consumption Expenditure</b>                |              |                                     |               |
| 1.居民消费                 | Household Consumption                               |              |                                     |               |
| 2.政府消费                 | Government Consumption                              |              |                                     |               |
| <b>十、总储蓄</b>           | <b>Savings</b>                                      |              | <b>623.01</b>                       | <b>14.57</b>  |
| <b>十一、资本转移</b>         | <b>Capital Transfer</b>                             |              | <b>151.33</b>                       |               |
| 1.投资性补助                | Investment Allowances                               |              | 151.33                              |               |
| 2.其他                   | Other   |              |                                     |               |
| <b>十二、资本形成总额</b>       | <b>Gross Capital Formation</b>                      |              | <b>1369.71</b>                      | <b>16.16</b>  |
| 1.固定资本形成总额             | Gross Fixed Capital Formation                       |              | 1158.40                             | 10.35         |
| 2.存货增加                 | Changes in Inventories                              |              | 211.31                              | 5.81          |
| <b>十三、其他非金融资产获得减处置</b> | <b>Minus Items from Other Non-financial Capital</b> |              |                                     |               |
| <b>十四、净金融投资</b>        | <b>Net Financial Investment</b>                     |              | <b>-595.37</b>                      | <b>-1.59</b>  |
| <b>十五、统计误差</b>         | <b>Statistical Discrepancy</b>                      |              | <b>-284.75</b>                      | <b>102.46</b> |

## Flow of Funds Table (Income and Distribution, 1999)

(100 million yuan)

| 政府部门          |               | 住户部门           |                | 省内合计           |                | 国内省外                        |               | 国外                |             | 总计             |                |                |
|---------------|---------------|----------------|----------------|----------------|----------------|-----------------------------|---------------|-------------------|-------------|----------------|----------------|----------------|
| Governments   |               | Households     |                | Regional Sum   |                | Domestic & Outside province |               | Rest of the World |             | Total          |                |                |
| 使用            | 来源            | 使用             | 来源             | 使用             | 来源             | 使用                          | 来源            | 使用                | 来源          | 使用             | 来源             |                |
| Utilization   | Source        | Utilization    | Source         | Utilization    | Source         | Utilization                 | Source        | Utilization       | Source      | Utilization    | Source         |                |
|               |               |                |                |                |                |                             |               |                   |             | <b>-249.57</b> | <b>-3.58</b>   | <b>-253.15</b> |
|               | <b>274.07</b> |                | <b>2082.85</b> |                | <b>4576.10</b> |                             |               |                   |             |                |                | <b>4576.10</b> |
| <b>227.38</b> |               | <b>1504.50</b> | <b>2797.23</b> | <b>2781.87</b> | <b>2797.23</b> |                             |               | <b>-15.36</b>     |             | <b>2781.87</b> | <b>2781.87</b> |                |
| 224.86        |               | 1504.50        | 2730.20        | 2714.84        | 2730.20        |                             |               | -15.36            |             | 2714.84        | 2714.84        |                |
| 2.52          |               |                | 67.03          | 67.03          | 67.03          |                             |               |                   |             | 67.03          | 67.03          |                |
| <b>2.90</b>   | <b>579.76</b> | <b>138.80</b>  |                | <b>579.76</b>  | <b>579.76</b>  |                             |               |                   |             | <b>579.76</b>  | <b>579.76</b>  |                |
| 2.90          | 596.76        | 138.80         |                | 596.76         | 596.76         |                             |               |                   |             | 596.76         | 596.76         |                |
|               | -17.00        |                |                | -17.00         | -17.00         |                             |               |                   |             | -17.00         | -17.00         |                |
|               | <b>6.57</b>   | <b>0.36</b>    | <b>83.40</b>   | <b>173.25</b>  | <b>199.61</b>  | <b>29.83</b>                | <b>3.47</b>   |                   |             | <b>203.08</b>  | <b>203.08</b>  |                |
|               | 0.70          | 0.36           | 52.31          | 142.64         | 144.86         | 2.22                        |               |                   |             | 144.86         | 144.86         |                |
|               |               |                | 30.84          | 24.44          | 48.58          | 27.61                       | 3.47          |                   |             | 52.05          | 52.05          |                |
|               | 5.87          |                | 0.25           | 6.17           | 6.17           |                             |               |                   |             | 6.17           | 6.17           |                |
|               | <b>630.12</b> |                | <b>3319.82</b> |                | <b>4617.82</b> | <b>-291.29</b>              |               | <b>-3.58</b>      |             |                |                | <b>4322.95</b> |
| <b>158.61</b> | <b>369.95</b> | <b>214.73</b>  | <b>242.55</b>  | <b>463.52</b>  | <b>672.38</b>  | <b>331.91</b>               | <b>127.48</b> | <b>4.53</b>       | <b>0.10</b> | <b>799.96</b>  | <b>799.96</b>  |                |
|               | 39.98         | 10.59          |                | 48.62          | 39.98          | 8.93                        |               | 0.29              |             | 48.91          | 48.91          |                |
| 15.70         | 175.00        |                |                | 15.70          | 175.00         | 175.00                      | 15.70         |                   |             | 190.70         | 190.70         |                |
|               | 83.76         | 83.76          |                | 83.76          | 83.76          |                             |               |                   |             | 83.76          | 83.76          |                |
| 109.66        |               |                | 131.29         | 131.29         | 131.29         |                             |               |                   |             | 131.29         | 131.29         |                |
| 33.25         | 71.21         | 120.38         | 111.26         | 184.15         | 242.35         | 156.91                      | 102.85        | 4.24              | 0.10        | 345.30         | 345.30         |                |
|               | <b>841.46</b> |                | <b>3347.64</b> |                | <b>4826.68</b> | <b>-495.72</b>              |               | <b>-8.01</b>      |             |                |                | <b>4322.95</b> |
| <b>579.46</b> |               | <b>1778.88</b> |                | <b>2358.34</b> |                |                             |               |                   |             | <b>2358.34</b> |                |                |
|               |               | 1778.88        |                | 1778.88        |                |                             |               |                   |             | 1778.88        |                |                |
| 579.46        |               |                |                | 579.46         |                |                             |               |                   |             | 579.46         |                |                |
| <b>262.00</b> |               | 1568.76        |                | <b>2468.34</b> |                | <b>-495.72</b>              |               | <b>-8.01</b>      |             | <b>1964.61</b> |                |                |
| <b>165.97</b> | <b>63.14</b>  |                |                | <b>165.97</b>  | <b>214.47</b>  | <b>48.50</b>                |               |                   |             | <b>214.47</b>  | <b>214.47</b>  |                |
| 165.97        | 63.14         |                |                | 165.97         | 214.47         | 48.50                       |               |                   |             | 214.47         | 214.47         |                |
|               | <b>49.82</b>  |                | <b>528.92</b>  |                | <b>1964.61</b> |                             |               |                   |             |                |                | <b>1964.61</b> |
| 41.76         |               | 262.02         |                | 1472.53        |                |                             |               |                   |             | 1472.53        |                |                |
| 8.06          |               | 266.90         |                | 492.08         |                |                             |               |                   |             | 492.08         |                |                |
| <b>109.35</b> |               | <b>1039.84</b> |                | <b>552.23</b>  |                | <b>-544.22</b>              |               | <b>-8.01</b>      |             | <b>0.00</b>    |                |                |
| <b>99.63</b>  |               | <b>352.73</b>  |                | <b>270.07</b>  |                | <b>-177.79</b>              |               | <b>-92.28</b>     |             | <b>0.00</b>    |                |                |

3-25 2000年投入产出表延长表 (一)

单位: 千元

| 产品部门             | Sectors   | 中间使用                |                        |                            |                                      |
|------------------|---|---------------------|------------------------|----------------------------|--------------------------------------|
|                  |   | 农业                  | 第一产业合计                 | 煤炭采选业                      | 石油和天然气开采业                            |
|                  |   | Agriculture         | Total Primary Industry | Coal Mining and Processing | Petroleum and Natural Gas Extraction |
| 农业               | Agriculture   | 37085349.62         | 37085349.62            | 7067914.89                 | 2712.82                              |
| <b>第一产业合计</b>    | <b>Total Primary Industry</b>                                       | <b>37085349.62</b>  | <b>37085349.62</b>     | <b>7067914.89</b>          | <b>2712.82</b>                       |
| 煤炭采选业            | Coal Mining and Processing  | 314379.36           | 314379.36              | 403344.60                  | 366697.99                            |
| 石油和天然气开采业        | Petroleum and Natural Gas Extraction                                | 0.00                | 0.00                   | 1295.02                    | 98382.19                             |
| 金属矿采选业           | Metals Mining and Dressing  | 0.00                | 0.00                   | 1210.24                    | 229.41                               |
| 非金属矿采选业          | Nonmetal Minerals Mining and Dressing                               | 658055.05           | 658055.05              | 872780.60                  | 42170.22                             |
| 食品制造及烟草加工业       | Food Production and Tobacco Processing                              | 17543557.97         | 17543557.97            | 680.77                     | 7654.77                              |
| 纺织业              | Textile Industry  | 31762.88            | 31762.88               | 59951.38                   | 26728.45                             |
| 服装皮革羽绒及其他纤维制品制造业 | Garments, Leather, Down and Other Fiber Products Manufacturing      | 0.00                | 0.00                   | 75273.14                   | 238219.28                            |
| 木材加工及家具制造业       | Timber Processing and Furniture Manufacturing                       | 1374358.81          | 1374358.81             | 240049.96                  | 144393.28                            |
| 造纸印刷及文教用品制造业     | Papermaking, Printing, Cultural and Educational Goods Manufacturing | 833817.40           | 833817.40              | 68176.72                   | 201488.44                            |
| 石油加工及炼焦业         | Petroleum Refining and Coking                                       | 1789692.40          | 1789692.40             | 153184.01                  | 492303.37                            |
| 化学工业             | Chemical Industry   | 10339252.99         | 10339252.99            | 456253.28                  | 688995.12                            |
| 非金属矿物制品业         | Nonmetal Mineral Products   | 1792113.87          | 1792113.87             | 515668.58                  | 344378.38                            |
| 金属冶炼及压延加工业       | Smelting and Pressing of Metals                                     | 49913.46            | 49913.46               | 55412.43                   | 219656.06                            |
| 金属制品业            | Metal Products  | 1164647.82          | 1164647.82             | 465085.90                  | 221289.92                            |
| 机械工业             | Machinery Industry  | 282472.18           | 282472.18              | 721769.73                  | 1066955.39                           |
| 交通运输设备制造业        | Transport Equipment Manufacturing                                   | 0.00                | 0.00                   | 62323.09                   | 447821.33                            |
| 电气机械及器材制造业       | Electric Equipment and Machinery Manufacturing                      | 3317.15             | 3317.15                | 324936.01                  | 377251.55                            |
| 电子及通信设备制造业       | Electronic and Telecommunications Equipment Manufacturing           | 0.00                | 0.00                   | 35553.99                   | 123990.77                            |
| 仪器仪表及文化办公用机械制造业  | Instruments, Meters, Cultural and Clerical Machinery Manufacturing  | 0.00                | 0.00                   | 56307.54                   | 159601.25                            |
| 机械设备修理业          | Machinery Equipment Repairing                                       | 235479.58           | 235479.58              | 110852.49                  | 24431.97                             |
| 其他制造业            | Other Manufacturing   | 26078.51            | 26078.51               | 86725.50                   | 136070.68                            |
| 废品及废料            | Waster and Flotsam  | 113679.05           | 113679.05              | 534.68                     | 472.26                               |
| 电力及蒸汽热水生产和供应业    | Production and Supply of Electric Power, Steam and Hot Water        | 1667426.78          | 1667426.78             | 1964139.04                 | 2638030.70                           |
| 煤气生产和供应业         | Production and Supply of Gas  | 0.00                | 0.00                   | 29.23                      | 3.08                                 |
| 自来水的生产和供应业       | Production and Supply of Tap Water                                  | 0.00                | 0.00                   | 10625.70                   | 12045.09                             |
| 建筑业              | Construction  | 36814.81            | 36814.81               | 54138.67                   | 125834.20                            |
| <b>第二产业合计</b>    | <b>Total Secondary Industry</b>                                     | <b>38256820.07</b>  | <b>38256820.07</b>     | <b>6796302.30</b>          | <b>8205095.15</b>                    |
| 货物运输及仓储业         | Freightage and Storage  | 543289.93           | 543289.93              | 207891.83                  | 140882.19                            |
| 邮电业              | Post and Telecommunications   | 12494.04            | 12494.04               | 56212.09                   | 154843.97                            |
| 商业               | Commerce  | 3086478.61          | 3086478.61             | 865566.20                  | 538387.66                            |
| 饮食业              | Catering Trade  | 612696.14           | 612696.14              | 197749.03                  | 125003.44                            |
| 旅客运输业            | Passenger Transportation  | 1561409.93          | 1561409.93             | 358093.58                  | 485070.45                            |
| 金融保险业            | Banking and Insurance   | 60246.42            | 60246.42               | 253186.90                  | 329493.52                            |
| 房地产业             | Real Estate Trade   | 38824.93            | 38824.93               | 887.51                     | 27.96                                |
| 社会服务业            | Social Services   | 292144.84           | 292144.84              | 87440.31                   | 95743.21                             |
| 卫生体育和社会福利业       | Health Care, Sporting and Social Welfare                            | 0.00                | 0.00                   | 1323655.42                 | 15485.65                             |
| 教育文化艺术和广播电影电视业   | Education, Culture and Arts, Radio, Film and Television             | 27108.69            | 27108.69               | 46768.07                   | 12157.70                             |
| 科学研究事业           | Scientific Research   | 0.00                | 0.00                   | 1255.51                    | 245.48                               |
| 综合技术服务业          | Polytechnical Services  | 144134.74           | 144134.74              | 9883.29                    | 7027.89                              |
| 行政机关及其他行业        | Administration Organ and Other Sectors                              | 275002.03           | 275002.03              | 208.95                     | 401.56                               |
| <b>第三产业合计</b>    | <b>Total Tertiary Industry</b>                                      | <b>6653830.30</b>   | <b>6653830.30</b>      | <b>3408798.69</b>          | <b>1904770.68</b>                    |
| <b>中间投入合计</b>    | <b>Intermediate Input</b>   | <b>81996000.00</b>  | <b>81996000.00</b>     | <b>17273015.88</b>         | <b>10112578.61</b>                   |
| 固定资产折旧           | Depreciation of Fixed Assets  | 3009000.00          | 3009000.00             | 1342956.12                 | 2293478.97                           |
| 劳动者报酬            | Compensation of Laborers  | 105974000.00        | 105974000.00           | 8999096.33                 | 1759028.50                           |
| 生产税净额            | Net Taxes on Production   | 2199000.00          | 2199000.00             | 2461024.08                 | 1588506.72                           |
| 营业盈余             | Operating Surplus   | 4976000.00          | 4976000.00             | 1106447.01                 | 2933136.98                           |
| <b>增加值合计</b>     | <b>Total Value-added</b>  | <b>116158000.00</b> | <b>116158000.00</b>    | <b>13909523.54</b>         | <b>8574151.17</b>                    |
| <b>总投入</b>       | <b>Total Input</b>  | <b>198154000.00</b> | <b>198154000.00</b>    | <b>31182539.42</b>         | <b>18686729.78</b>                   |

# Prolong of 2000 Input-Output Table (1)

(1 000 yuan)

| Intermediate Use Part                              |   |   |                                |   |  |  |   |
|--|---|---|--------------------------------|---|--|--|---|
| 金属矿<br>采选业<br><br>Metals<br>Mining and<br>Dressing | 非金属矿<br>采选业<br><br>Nonmetal<br>Minerals<br>Mining and<br>Dressing | 食品制造及<br>烟草加工业<br><br>Food<br>Production<br>and Tobacco<br>Processing | 纺织业<br><br>Textile<br>Industry | 服装皮革羽绒及其他<br>纤维制品制造业<br><br>Garments, Leather,<br>Down and Other<br>Fiber Products<br>Manufacturing | 木材加工及<br>家具制造业<br><br>Timber<br>Processing<br>and Furniture<br>Manufacturing | 造纸印刷及<br>文教用品制造业<br><br>Papermaking,<br>Printing, Cultural and<br>Educational Goods<br>Manufacturing | 石油加工<br>及炼焦业<br><br>Petroleum<br>Refining<br>and Coking |
| 169690.56  | 974.53  | 64559690.52   | 10291666.83                    | 73283.88  | 6054.34  | 1156531.86   | 160436.24   |
| <b>169690.56</b>                                   | <b>974.53</b>   | <b>64559690.52</b>  | <b>10291666.83</b>             | <b>73283.88</b>   | <b>6054.34</b>   | <b>1156531.86</b>  | <b>160436.24</b>  |
| 4598.23  | 3806.81   | 228464.64   | 130790.71                      | 38592.65  | 235460.48  | 568984.54  | 531105.53   |
| 0.00   | 100665.81   | 1606.14   | 16974.51                       | 1265.46   | 175.24   | 186.21   | 11525033.47   |
| 619659.22  | 0.00  | 69.42   | 595.46                         | 210.95  | 7758.66  | 13.51  | 107.95  |
| 498799.61  | 805569.95   | 46856.34  | 2967.20                        | 6421.11   | 2958439.57   | 35822.36   | 7936.45   |
| 9.48   | 0.00  | 16720503.92   | 133844.42                      | 4150671.37  | 960.79   | 166454.44  | 35663.09  |
| 13599.45   | 451.29  | 8700.56   | 6068143.98                     | 6071571.44  | 122052.85  | 105559.73  | 3553.97   |
| 1494504.98   | 58979.45  | 68509.48  | 212652.13                      | 4035634.99  | 113666.72  | 362941.70  | 30757.11  |
| 213023.58  | 46941.19  | 179362.72   | 38332.45                       | 50073.56  | 2310291.94   | 533114.64  | 17669.00  |
| 56741.83   | 23342.60  | 2529192.77  | 116731.03                      | 136723.87   | 2038172.49   | 6615358.27   | 21906.40  |
| 781537.97  | 800973.29   | 90321.55  | 55162.29                       | 64410.72  | 234491.16  | 116352.08  | 514612.92   |
| 1286514.75   | 2004972.26  | 1955578.17  | 2710887.89                     | 1242080.11  | 5294238.35   | 2688815.55   | 132689.51   |
| 279460.73  | 388408.48   | 503376.43   | 42973.37                       | 72498.56  | 128942.95  | 452634.01  | 60743.13  |
| 29738.61   | 3135.07   | 11593.83  | 12825.72                       | 10888.68  | 107169.93  | 63998.34   | 16387.56  |
| 910546.21  | 90274.11  | 247815.59   | 84443.68                       | 151838.56   | 1679485.19   | 213756.39  | 48615.22  |
| 195865.45  | 242955.35   | 103569.76   | 123819.93                      | 52014.28  | 145864.93  | 519674.53  | 134732.64   |
| 56299.14   | 541873.39   | 35915.77  | 10587.85                       | 17685.54  | 46585.47   | 139976.89  | 16980.49  |
| 77353.38   | 72061.13  | 47138.93  | 81344.46                       | 30220.32  | 337390.18  | 66028.91   | 42148.56  |
| 6004.19  | 44742.56  | 15579.89  | 23111.60                       | 7675.52   | 206391.96  | 26498.62   | 19600.66  |
| 13701.34   | 47574.16  | 34372.46  | 17754.39                       | 9746.32   | 12981.46   | 30347.07   | 25513.33  |
| 77714.55   | 77587.24  | 54231.60  | 30043.40                       | 14355.72  | 44311.48   | 35807.37   | 14723.49  |
| 6393.11  | 39803.50  | 105591.31   | 41607.65                       | 184090.41   | 285681.74  | 136004.85  | 18325.49  |
| 0.00   | 0.00  | 1253.37   | 0.00                           | 13.67   | 251213.71  | 317849.20  | 73.59   |
| 766251.60  | 899075.29   | 483611.77   | 594618.26                      | 434778.12   | 428676.63  | 935187.59  | 234454.07   |
| 0.00   | 0.00  | 48.72   | 2413.46                        | 0.00  | 0.65   | 0.01   | 2.14  |
| 4572.15  | 1816.04   | 7550.13   | 9045.15                        | 3796.71   | 9337.85  | 3435.29  | 2170.55   |
| 55087.63   | 59070.81  | 82125.27  | 13176.51                       | 75414.14  | 51108.87   | 48427.37   | 12672.93  |
| <b>7447977.19</b>                                  | <b>6354079.78</b>   | <b>23562940.54</b>  | <b>10574847.50</b>             | <b>16862672.78</b>  | <b>17050851.25</b>   | <b>14183229.47</b>   | <b>13468179.25</b>                                      |
| 569606.00  | 431393.73   | 347784.60   | 154198.79                      | 107173.43   | 450578.25  | 220300.92  | 682200.12   |
| 53276.95   | 37653.64  | 60822.74  | 60921.75                       | 50075.06  | 169038.73  | 67054.83   | 16615.61  |
| 687022.44  | 408106.14   | 1737912.87  | 985655.76                      | 2401080.90  | 2023034.11   | 1170712.84   | 585862.87   |
| 135129.75  | 355512.92   | 222086.30   | 137606.18                      | 201586.92   | 283544.33  | 171409.86  | 35260.62  |
| 157574.37  | 400291.84   | 467221.19   | 246109.83                      | 307185.38   | 305274.74  | 320704.38  | 64930.54  |
| 128333.99  | 46956.26  | 264499.61   | 216279.34                      | 286527.76   | 351597.11  | 211277.36  | 75940.98  |
| 32.63  | 104.38  | 4300.34   | 310.39                         | 3854.45   | 359.71   | 3553.45  | 162.64  |
| 37915.32   | 66911.35  | 129504.07   | 42135.41                       | 62543.32  | 107484.60  | 60725.59   | 15924.43  |
| 19354.59   | 8992.30   | 6752.85   | 300355.30                      | 6442.47   | 974.27   | 8307.10  | 6770.01   |
| 6642.87  | 3855.07   | 11563.20  | 4770.41                        | 4163.64   | 4495.24  | 8962.23  | 2907.21   |
| 1287.31  | 11.91   | 3938.32   | 124.82                         | 1467.85   | 0.28   | 1371.02  | 2874.24   |
| 10026.79   | 6874.37   | 18497.72  | 2364.54                        | 27163.16  | 1993.80  | 59421.88   | 3986.02   |
| 43.11  | 0.00  | 345.88  | 302.63                         | 1503.26   | 709.64   | 195.02   | 91.91   |
| <b>1806246.12</b>                                  | <b>1766663.91</b>   | <b>3275229.69</b>   | <b>2151135.15</b>              | <b>3460767.60</b>   | <b>3699084.81</b>  | <b>2303996.48</b>  | <b>1493527.20</b>                                       |
| <b>9423913.88</b>                                  | <b>8121718.23</b>   | <b>91397860.74</b>  | <b>23017649.48</b>             | <b>20396724.23</b>  | <b>20755990.43</b>   | <b>17643757.80</b>   | <b>15122142.70</b>                                      |
| 234312.09  | 144096.42   | 3971606.49  | 984791.12                      | 1262050.87  | 3832342.74   | 846154.79  | 1570057.13  |
| 1720718.18   | 1524853.30  | 12094721.55   | 3589970.61                     | 4254728.64  | 5467183.76   | 2250700.03   | 1750810.13  |
| 487044.43  | 276418.45   | 13254222.34   | 2173795.20                     | 931943.78   | 682320.83  | 984824.03  | 2060701.84  |
| 1587725.53   | 1092614.62  | 2824835.27  | 344690.73                      | 930833.22   | -2298519.14  | 2626539.31   | 904857.73   |
| <b>4029800.23</b>                                  | <b>3037982.79</b>   | <b>32145385.65</b>  | <b>7093247.66</b>              | <b>7379556.51</b>   | <b>7683328.19</b>  | <b>6708218.16</b>  | <b>6286426.83</b>                                       |
| <b>13453714.11</b>                                 | <b>11159701.02</b>  | <b>123543246.39</b>   | <b>30110897.14</b>             | <b>27776280.74</b>  | <b>28439318.62</b>   | <b>24351975.96</b>   | <b>21408569.53</b>                                      |

3-26 2000年投入产出表延长表(二)

单位: 千元

| 产品部门                 | Sectors  | 中间使用                 |                                 |                                       |                    |
|----------------------|--|----------------------|---------------------------------|---------------------------------------|--------------------|
|                      |  | 化学工业                 | 非金属矿物<br>制品业                    | 金属冶炼及<br>压延加工业                        | 金属制品业              |
|                      |  | Chemical<br>Industry | Nonmetal<br>Mineral<br>Products | Smelting<br>and Pressing<br>of Metals | Metal<br>Products  |
| 农业                   | Agriculture  | 3078725.65           | 794444.92                       | 539243.76                             | 222.32             |
| <b>第一产业合计</b>        | <b>Total Primary Industry</b>  | <b>3078725.65</b>    | <b>794444.92</b>                | <b>539243.76</b>                      | <b>222.32</b>      |
| 煤炭采选业                | Coal Mining and Processing   | 2299171.14           | 8928602.18                      | 567871.81                             | 437676.95          |
| 石油和天然气开采业            | Petroleum and Natural Gas Extraction                                   | 536152.55            | 27724.26                        | 37468.39                              | 17.46              |
| 金属矿采选业               | Metals Mining and Dressing   | 140890.83            | 3711062.63                      | 4420092.28                            | 1473336.87         |
| 非金属矿采选业              | Nonmetal Minerals Mining and Dressing                                  | 2148062.74           | 10264270.17                     | 261555.75                             | 1071751.18         |
| 食品制造及烟草加工业           | Food Production and Tobacco Processing                                 | 2526943.69           | 12228.92                        | 22486.46                              | 4140.49            |
| 纺织业                  | Textile Industry   | 501637.30            | 1053844.41                      | 57405.40                              | 12166.48           |
| 服装皮革羽绒及其他纤维<br>制品制造业 | Garments, Leather, Down and Other Fiber<br>Products Manufacturing      | 160934.06            | 416967.27                       | 54838.09                              | 100089.46          |
| 木材加工及家具制造业           | Timber Processing and Furniture<br>Manufacturing                       | 241333.62            | 750730.92                       | 164575.64                             | 42160.43           |
| 造纸印刷及文教用品制造业         | Papermaking, Printing, Cultural and<br>Educational Goods Manufacturing | 1396301.07           | 621845.68                       | 64376.80                              | 415998.49          |
| 石油加工及炼焦业             | Petroleum Refining and Coking  | 2302254.35           | 1527106.78                      | 2011854.91                            | 483277.53          |
| 化学工业                 | Chemical Industry  | 16384823.79          | 5458834.95                      | 464700.59                             | 850924.52          |
| 非金属矿物制品业             | Nonmetal Mineral Products  | 773636.91            | 9470834.16                      | 2246823.24                            | 479674.97          |
| 金属冶炼及压延加工业           | Smelting and Pressing of Metals  | 136663.74            | 1216387.49                      | 9565720.59                            | 7115627.88         |
| 金属制品业                | Metal Products   | 613046.99            | 4171874.59                      | 1232703.34                            | 935123.35          |
| 机械工业                 | Machinery Industry   | 627845.45            | 1159007.24                      | 396000.23                             | 777512.15          |
| 交通运输设备制造业            | Transport Equipment Manufacturing                                      | 224760.06            | 722629.89                       | 82729.09                              | 33163.07           |
| 电气机械及器材制造业           | Electric Equipment and Machinery<br>Manufacturing                      | 192563.34            | 323768.73                       | 134739.28                             | 378055.27          |
| 电子及通信设备制造业           | Electronic and Telecommunications<br>Equipment Manufacturing           | 58904.71             | 106598.69                       | 33647.09                              | 21727.19           |
| 仪器仪表及文化办公用<br>机械制造业  | Instruments, Meters, Cultural and Clerical<br>Machinery Manufacturing  | 159995.70            | 91690.73                        | 48884.69                              | 37997.67           |
| 机械设备修理业              | Machinery Equipment Repairing  | 160863.06            | 330741.66                       | 34437.49                              | 16502.26           |
| 其他制造业                | Other Manufacturing  | 216590.88            | 264537.36                       | 170646.65                             | 47443.45           |
| 废品及废料                | Waster and Flotsam   | 166230.52            | 1232920.08                      | 372254.80                             | 711.78             |
| 电力及蒸汽热水生产和供应业        | Production and Supply of Electric<br>Power, Steam and Hot Water        | 3144255.32           | 7077863.31                      | 2073779.23                            | 807840.93          |
| 煤气生产和供应业             | Production and Supply of Gas   | 15093.77             | 1885.62                         | 7447.21                               | 786.33             |
| 自来水的生产和供应业           | Production and Supply of Tap Water                                     | 36843.01             | 39486.00                        | 17530.17                              | 12450.68           |
| 建筑业                  | Construction   | 68819.58             | 42204.99                        | 33611.00                              | 94198.48           |
| <b>第二产业合计</b>        | <b>Total Secondary Industry</b>  | <b>35234618.18</b>   | <b>59025648.71</b>              | <b>24578180.22</b>                    | <b>15650355.32</b> |
| 货物运输及仓储业             | Freightage and Storage   | 1096591.20           | 2933716.64                      | 732347.64                             | 989930.63          |
| 邮电业                  | Post and Telecommunications  | 126033.50            | 441288.91                       | 54802.04                              | 86731.85           |
| 商业                   | Commerce   | 3192617.76           | 2960953.51                      | 892520.29                             | 2043190.27         |
| 饮食业                  | Catering Trade   | 518508.24            | 1784637.84                      | 254463.80                             | 316875.51          |
| 旅客运输业                | Passenger Transportation   | 837138.30            | 1925685.91                      | 306605.93                             | 620452.81          |
| 金融保险业                | Banking and Insurance  | 618116.40            | 923930.63                       | 182282.55                             | 251500.99          |
| 房地产业                 | Real Estate Trade  | 1234.03              | 99530.85                        | 647.58                                | 30.20              |
| 社会服务业                | Social Services  | 189236.63            | 366439.97                       | 63293.50                              | 110502.79          |
| 卫生体育和社会福利业           | Health Care, Sporting and Social Welfare                               | 22520.25             | 72213.95                        | 214558.93                             | 12411.11           |
| 教育文化艺术和广播电影<br>电视业   | Education, Culture and Arts, Radio,<br>Film and Television             | 28179.80             | 140545.06                       | 10495.97                              | 25379.72           |
| 科学研究事业               | Scientific Research  | 5876.15              | 6385.76                         | 1015.06                               | 11163.31           |
| 综合技术服务业              | Polytechnical Services   | 10191.02             | 13004.81                        | 6899.51                               | 45321.78           |
| 行政机关及其他行业            | Administration Organ and Other Sectors                                 | 811.30               | 1479.04                         | 354.60                                | 298.92             |
| <b>第三产业合计</b>        | <b>Total Tertiary Industry</b>   | <b>6650054.58</b>    | <b>11669812.88</b>              | <b>2720287.40</b>                     | <b>4513789.89</b>  |
| <b>中间投入合计</b>        | <b>Intermediate Input</b>  | <b>44963398.39</b>   | <b>71489906.50</b>              | <b>27837711.38</b>                    | <b>20164367.53</b> |
| 固定资产折旧               | Depreciation of Fixed Assets   | 3394294.33           | 2933228.47                      | 1425372.26                            | 803982.84          |
| 劳动者报酬                | Compensation of Laborers   | 6377279.65           | 15402780.72                     | 3718849.10                            | 3886727.09         |
| 生产税净额                | Net Taxes on Production  | 2388306.89           | 3504288.61                      | 1457313.79                            | 799991.72          |
| 营业盈余                 | Operating Surplus  | 3996553.25           | 6312944.68                      | 2677869.27                            | 1080982.57         |
| <b>增加值合计</b>         | <b>Total Value-added</b>   | <b>16156434.12</b>   | <b>28153242.48</b>              | <b>9279404.42</b>                     | <b>6571684.22</b>  |
| <b>总投入</b>           | <b>Total Input</b>   | <b>61119832.51</b>   | <b>99643148.98</b>              | <b>37117115.80</b>                    | <b>26736051.75</b> |

## Prolong of 2000 Input-Output Table (2)

(1 000 yuan)

| Intermediate Use Part      |  |  |   |   |  |                              |                             |
|----------------------------|--|--|---|---|--|------------------------------|-----------------------------|
| 机械工业<br>Machinery Industry | 交通运输设备制造业<br>Transport Equipment Manufacturing | 电气机械及器材制造业<br>Electric Equipment and Machinery Manufacturing | 电子及通信设备制造业<br>Electronic and Telecommunications Equipment Manufacturing | 仪器仪表及文化办公用机械制造业<br>Instruments, Meters, Cultural and Clerical Machinery Manufacturing | 机械设备修理业<br>Machinery Equipment Repairing | 其他制造业<br>Other Manufacturing | 废品及废料<br>Waster and Flotsam |
| 169107.84                  | 18997.17                                       | 3530.29  | 0.00  | 1.88  | 81.90                                    | 2071416.52                   | 0.00                        |
| <b>169107.84</b>           | <b>18997.17</b>                                | <b>3530.29</b>   | <b>0.00</b>   | <b>1.88</b>   | <b>81.90</b>                             | <b>2071416.52</b>            | <b>0.00</b>                 |
| 443464.04                  | 94214.43                                       | 36917.14   | 20153.66  | 4815.83   | 7381.05                                  | 21754.15                     | 0.00                        |
| 57737.03                   | 4592.57  | 774.53   | 363182.65   | 0.16  | 41.94                                    | 0.00                         | 0.00                        |
| 96389.11                   | 12381.23                                       | 57525.93   | 0.00  | 0.00  | 86.29                                    | 0.00                         | 0.00                        |
| 89145.54                   | 24108.85                                       | 8192.42  | 1842.82   | 358.54  | 2104.07                                  | 96401.73                     | 0.00                        |
| 8945.06                    | 2925.88  | 21639.28   | 2545.14   | 16139.68  | 2069.99                                  | 10629.03                     | 0.00                        |
| 21974.87                   | 6022.24  | 19694.69   | 1015.75   | 10900.32  | 1370.30                                  | 560505.70                    | 0.00                        |
| 146408.33                  | 124103.23                                      | 50965.19   | 50608.56  | 11925.50  | 8542.80                                  | 121051.49                    | 0.00                        |
| 287362.09                  | 263965.66                                      | 94345.33   | 33422.27  | 6502.53   | 46783.78                                 | 127542.76                    | 0.00                        |
| 300797.87                  | 233468.51                                      | 304058.14  | 261896.68   | 123560.90   | 26415.05                                 | 215246.97                    | 0.00                        |
| 691334.95                  | 278406.64                                      | 117108.25  | 19455.51  | 23712.90  | 27007.94                                 | 227418.19                    | 0.00                        |
| 1144227.73                 | 791529.52                                      | 1578078.86   | 628302.10   | 91484.68  | 131327.16                                | 199245.96                    | 0.00                        |
| 793683.37                  | 475445.60                                      | 1618018.05   | 223042.75   | 110964.36   | 32035.56                                 | 239125.19                    | 0.00                        |
| 7175553.79                 | 1753362.47                                     | 3525695.98   | 191110.29   | 60056.23  | 241764.07                                | 38727.63                     | 0.00                        |
| 2322932.61                 | 1449164.00                                     | 899574.98  | 286039.37   | 142705.37   | 156554.06                                | 82409.24                     | 0.00                        |
| 11469504.46                | 978525.62                                      | 1524602.34   | 115018.98   | 40009.73  | 242214.66                                | 20507.92                     | 0.00                        |
| 223977.95                  | 6300590.49                                     | 28836.07   | 4173.32   | 4681.50   | 470701.72                                | 12091.55                     | 0.00                        |
| 1321961.39                 | 877383.23                                      | 2235304.33   | 324686.06   | 60674.75  | 73552.13                                 | 35406.10                     | 0.00                        |
| 91485.72                   | 33484.49                                       | 781978.59  | 1403039.15  | 473514.34   | 3285.34                                  | 8948.12                      | 0.00                        |
| 135894.25                  | 227605.20                                      | 231811.62  | 20375.61  | 116648.56   | 3331.17                                  | 10670.80                     | 0.00                        |
| 71604.89                   | 5705.43  | 10605.36   | 1960.50   | 9187.11   | 4619.15                                  | 4453.22                      | 0.00                        |
| 265135.34                  | 287614.63                                      | 124216.80  | 8593.87   | 1518.63   | 12491.12                                 | 8120823.84                   | 0.00                        |
| 205751.65                  | 10013.00                                       | 7528.96  | 0.00  | 129.38  | 368.41                                   | 0.00                         | 0.00                        |
| 1215284.30                 | 305767.25                                      | 276584.87  | 223080.71   | 85587.60  | 65427.07                                 | 67985.25                     | 0.00                        |
| 14653.72                   | 8837.86  | 27049.12   | 0.00  | 0.00  | 13271.57                                 | 0.00                         | 0.00                        |
| 24835.56                   | 9221.25  | 8154.34  | 3383.52   | 2130.59   | 7019.87                                  | 2821.18                      | 0.00                        |
| 100854.13                  | 23920.28                                       | 20942.97   | 3041.92   | 1483.57   | 4849.51                                  | 11884.78                     | 0.00                        |
| <b>28720899.75</b>         | <b>14582359.56</b>                             | <b>13610204.14</b>   | <b>4189971.19</b>   | <b>1398692.76</b>   | <b>1584615.78</b>                        | <b>10235650.80</b>           | <b>0.00</b>                 |
| 560747.01                  | 310415.76                                      | 201735.97  | 86834.54  | 41399.72  | 22112.94                                 | 91656.72                     | 0.00                        |
| 182645.96                  | 104719.82                                      | 77967.22   | 19829.34  | 29033.19  | 10304.93                                 | 49894.39                     | 0.00                        |
| 3129548.94                 | 1771785.25                                     | 1465278.95   | 385923.83   | 149754.72   | 248122.88                                | 857549.24                    | 0.00                        |
| 729458.98                  | 209732.41                                      | 216527.78  | 40694.38  | 24971.04  | 42801.97                                 | 196913.89                    | 0.00                        |
| 1344928.90                 | 983198.83                                      | 578383.23  | 120039.75   | 218057.47   | 42029.74                                 | 315081.35                    | 0.00                        |
| 540134.12                  | 283843.46                                      | 218963.79  | 111281.89   | 63670.48  | 28675.55                                 | 105836.08                    | 0.00                        |
| 2373.63                    | 2450.26  | 1591.74  | 4597.83   | 98.02   | 41.92                                    | 3450.68                      | 0.00                        |
| 290803.54                  | 152311.12                                      | 117354.12  | 23082.50  | 33720.51  | 18789.09                                 | 55410.55                     | 0.00                        |
| 39121.27                   | 5121.72  | 4396.10  | 366.77  | 3751.32   | 5089.63                                  | 3842.83                      | 0.00                        |
| 43770.68                   | 17339.40                                       | 9736.06  | 2476.55   | 7591.99   | 4649.61                                  | 5044.45                      | 0.00                        |
| 7941.43                    | 4789.66  | 5973.04  | 1562.11   | 450.06  | 13.22                                    | 766.68                       | 0.00                        |
| 37309.46                   | 15206.68                                       | 7489.61  | 1234.47   | 296.74  | 673.43                                   | 91.88                        | 0.00                        |
| 4599.99                    | 3471.58  | 395.66   | 887.37  | 27.15   | 154.42                                   | 294.64                       | 0.00                        |
| <b>6913383.91</b>          | <b>3864385.95</b>                              | <b>2905793.27</b>  | <b>798811.33</b>  | <b>572822.41</b>  | <b>423459.33</b>                         | <b>1685833.38</b>            | <b>0.00</b>                 |
| <b>35803391.51</b>         | <b>18465742.66</b>                             | <b>16519527.69</b>   | <b>4988782.53</b>   | <b>1971517.08</b>   | <b>2008157.02</b>                        | <b>13992900.70</b>           | <b>0.00</b>                 |
| 1964399.04                 | 506364.56                                      | 1017356.76   | 465173.87   | 103623.99   | 85289.31                                 | 248946.38                    | 0.00                        |
| 7436378.78                 | 2817451.90                                     | 2984467.50   | 543807.60   | 452359.23   | 599107.25                                | 2206033.50                   | 0.00                        |
| 1887476.08                 | 919018.06                                      | 1082875.40   | 397615.75   | 135446.25   | 122811.45                                | 402720.55                    | 0.00                        |
| 1354012.86                 | 1987597.51                                     | 112353.92  | 813615.36   | -53169.05   | -84682.90                                | 2916398.20                   | 2751000.00                  |
| <b>12642266.76</b>         | <b>6230432.03</b>                              | <b>5197053.58</b>  | <b>2220212.58</b>   | <b>638260.42</b>  | <b>722525.11</b>                         | <b>5774098.63</b>            | <b>2751000.00</b>           |
| <b>48445658.27</b>         | <b>24696174.69</b>                             | <b>21716581.27</b>   | <b>7208995.11</b>   | <b>2609777.50</b>   | <b>2730682.13</b>                        | <b>19766999.33</b>           | <b>2751000.00</b>           |



3-27 2000年投入产出表延长表 (三)

单位: 千元

| 产品部门                 | Sectors  | 中间使用   |   |  |
|----------------------|--|--|---|--|
|                      |  | 电力及蒸汽热水<br>生产和供应业<br>Production and<br>Supply of Electric<br>Power, Steam<br>and Hot Water | 煤 气<br>生产和供应业<br>Production<br>and Supply<br>of Gas | 自来水的<br>生产和供应业<br>Production<br>and Supply<br>of Tap Water |
| 农业                   | Agriculture  | 82358.24   | 3.60  | 2389.11  |
| <b>第一产业合计</b>        | <b>Total Primary Industry</b>  | <b>82358.24</b>  | <b>3.60</b>   | <b>2389.11</b>   |
| 煤炭采选业                | Coal Mining and Processing   | 9680864.91   | 5757.16   | 2216.65  |
| 石油和天然气开采业            | Petroleum and Natural Gas Extraction                                   | 104286.08  | 169266.75   | 875.28   |
| 金属矿采选业               | Metals Mining and Dressing   | 28.95  | 0.14  | 0.00   |
| 非金属矿采选业              | Nonmetal Minerals Mining and Dressing                                  | 22960.09   | 71.53   | 796.53   |
| 食品制造及烟草加工业           | Food Production and Tobacco Processing                                 | 1589.34  | 11.37   | 0.00   |
| 纺织业                  | Textile Industry   | 16367.30   | 43.25   | 245.79   |
| 服装皮革羽绒及其他纤维<br>制品制造业 | Garments, Leather, Down and Other Fiber<br>Products Manufacturing      | 156463.37  | 2765.23   | 5616.45  |
| 木材加工及家具制造业           | Timber Processing and Furniture Manufacturing                          | 231444.40  | 901.78  | 4281.38  |
| 造纸印刷及文教用品制造业         | Papermaking, Printing, Cultural and Educational<br>Goods Manufacturing | 231609.83  | 2341.27   | 8391.92  |
| 石油加工及炼焦业             | Petroleum Refining and Coking  | 470204.98  | 20163.61  | 6257.93  |
| 化学工业                 | Chemical Industry  | 315971.10  | 1245.57   | 29979.29   |
| 非金属矿物制品业             | Nonmetal Mineral Products  | 780200.53  | 1558.38   | 39340.81   |
| 金属冶炼及压延加工业           | Smelting and Pressing of Metals  | 91622.59   | 276.67  | 2507.89  |
| 金属制品业                | Metal Products   | 277445.93  | 818.69  | 12602.60   |
| 机械工业                 | Machinery Industry   | 716943.39  | 4456.54   | 13468.24   |
| 交通运输设备制造业            | Transport Equipment Manufacturing                                      | 215341.73  | 1745.83   | 5923.30  |
| 电气机械及器材制造业           | Electric Equipment and Machinery Manufacturing                         | 499826.64  | 1389.34   | 10922.26   |
| 电子及通信设备制造业           | Electronic and Telecommunications<br>Equipment Manufacturing           | 146042.69  | 369.21  | 4911.91  |
| 仪器仪表及文化办公用<br>机械制造业  | Instruments, Meters, Cultural and Clerical<br>Machinery Manufacturing  | 304121.57  | 1190.24   | 6701.10  |
| 机械设备修理业              | Machinery Equipment Repairing  | 115773.62  | 1977.99   | 12163.55   |
| 其他制造业                | Other Manufacturing  | 67019.65   | 344.88  | 52129.34   |
| 废品及废料                | Waster and Flotsam   | 38.65  | 213.76  | 4.17   |
| 电力及蒸汽热水生产和供应业        | Production and Supply of Electric<br>Power, Steam and Hot Water        | 3478953.25   | 9812.90   | 358767.13  |
| 煤气生产和供应业             | Production and Supply of Gas   | 0.71   | 31603.34  | 0.00   |
| 自来水的生产和供应业           | Production and Supply of Tap Water                                     | 60469.16   | 212.00  | 15057.08   |
| 建筑业                  | Construction   | 265827.09  | 5782.88   | 16786.68   |
| <b>第二产业合计</b>        | <b>Total Secondary Industry</b>  | <b>18251417.55</b>   | <b>264320.31</b>                                    | <b>609947.28</b>   |
| 货物运输及仓储业             | Freightage and Storage   | 948136.53  | 4886.41   | 2669.50  |
| 邮电业                  | Post and Telecommunications  | 274670.55  | 2593.75   | 9794.13  |
| 商业                   | Commerce   | 743548.97  | 19857.21  | 12942.86   |
| 饮食业                  | Catering Trade   | 263296.50  | 3523.95   | 16835.86   |
| 旅客运输业                | Passenger Transportation   | 1085568.90   | 3867.71   | 26114.16   |
| 金融保险业                | Banking and Insurance  | 569177.42  | 3286.28   | 4393.29  |
| 房地产业                 | Real Estate Trade  | 1.91   | 36.69   | 0.00   |
| 社会服务业                | Social Services  | 242566.86  | 1442.11   | 6896.58  |
| 卫生体育和社会福利业           | Health Care, Sporting and Social Welfare                               | 56560.35   | 196.67  | 698.24   |
| 教育文化艺术和广播电影<br>电视业   | Education, Culture and Arts, Radio,<br>Film and Television             | 51009.13   | 477.69  | 2827.48  |
| 科学研究事业               | Scientific Research  | 3858.47  | 6.86  | 1.39   |
| 综合技术服务业              | Polytechnical Services   | 3500.55  | 97.64   | 390.57   |
| 行政机关及其他行业            | Administration Organ and Other Sectors                                 | 445.81   | 5.05  | 1.87   |
| <b>第三产业合计</b>        | <b>Total Tertiary Industry</b>   | <b>4242341.95</b>  | <b>40278.02</b>                                     | <b>83565.93</b>  |
| <b>中间投入合计</b>        | <b>Intermediate Input</b>  | <b>22576117.74</b>   | <b>304601.95</b>                                    | <b>695902.33</b>   |
| 固定资产折旧               | Depreciation of Fixed Assets   | 5755570.26   | 48914.92  | 167688.68  |
| 劳动者报酬                | Compensation of Laborers   | 3818217.49   | 52248.08  | 305753.17  |
| 生产税净额                | Net Taxes on Production  | 3155653.11   | 20381.90  | 52934.57   |
| 营业盈余                 | Operating Surplus  | 3862613.57   | -2087.78  | 13487.96   |
| <b>增加值合计</b>         | <b>Total Value-added</b>   | <b>16592054.43</b>   | <b>119457.12</b>                                    | <b>539864.38</b>   |
| <b>总投入</b>           | <b>Total Input</b>   | <b>39168172.17</b>   | <b>424059.07</b>                                    | <b>1235766.71</b>  |

## Prolong of 2000 Input-Output Table (3)

(1 000 yuan)

| Intermediate Use Part |  |   |   |                    |                          |                                      |                                   |
|-----------------------|--|---|---|--------------------|--------------------------|--------------------------------------|-----------------------------------|
| 建筑业<br>Construction   | 第二产业合计<br>Total<br>Secondary<br>Industry | 货物运输<br>及仓储业<br>Freightage<br>and Storage | 邮电业<br>Post and Tele-<br>communications | 商业<br>Commerce     | 饮食业<br>Catering<br>Trade | 旅客运输业<br>Passenger<br>Transportation | 金融保险业<br>Banking and<br>Insurance |
| 0.00                  | 90249479.67                              | 3675.57                                   | 0.00                                    | 98549.67           | 4126580.42               | 21415.08                             | 31425.63                          |
| <b>0.00</b>           | <b>90249479.67</b>                       | <b>3675.57</b>                            | <b>0.00</b>                             | <b>98549.67</b>    | <b>4126580.42</b>        | <b>21415.08</b>                      | <b>31425.63</b>                   |
| 1456.65               | 25064163.93                              | 136761.50                                 | 0.00                                    | 199.54             | 33082.14                 | 38533.20                             | 2361.05                           |
| 0.00                  | 13047703.70                              | 23962.28                                  | 0.00                                    | 0.00               | 3867.47                  | 2.34                                 | 0.00                              |
| 0.00                  | 10541649.08                              | 0.00                                      | 0.00                                    | 0.00               | 0.00                     | 0.00                                 | 0.00                              |
| 2493344.34            | 21762729.71                              | 40061.28                                  | 22467.44                                | 8593.49            | 216.04                   | 12288.48                             | 12.25                             |
| 0.00                  | 23848737.38                              | 133828.32                                 | 0.00                                    | 964232.49          | 5222101.66               | 235362.65                            | 153571.98                         |
| 69.19                 | 14743576.09                              | 17430.40                                  | 1068.28                                 | 43499.90           | 6112.60                  | 22731.11                             | 1466.91                           |
| 82443.24              | 8184861.25                               | 54532.77                                  | 60926.95                                | 335993.64          | 11061.68                 | 65220.42                             | 42438.78                          |
| 1759654.70            | 7828259.61                               | 113994.75                                 | 209505.37                               | 384544.04          | 51079.01                 | 83293.35                             | 89943.87                          |
| 241692.28             | 16255835.88                              | 96913.96                                  | 309238.94                               | 237787.04          | 36440.36                 | 374162.37                            | 226645.61                         |
| 1584378.68            | 13093292.51                              | 1617257.73                                | 40456.29                                | 202668.49          | 25267.58                 | 5607701.10                           | 69962.85                          |
| 712087.13             | 47243787.94                              | 473654.96                                 | 57400.69                                | 303038.51          | 41880.78                 | 992218.71                            | 23989.07                          |
| 48336335.05           | 68409803.55                              | 302197.68                                 | 696144.74                               | 249413.27          | 42804.08                 | 130941.92                            | 19265.06                          |
| 1977649.26            | 33623532.80                              | 34479.85                                  | 7295.35                                 | 2438.53            | 1904.30                  | 25425.35                             | 0.00                              |
| 5469987.86            | 22166133.75                              | 67306.35                                  | 82454.65                                | 88566.55           | 17914.30                 | 49004.57                             | 5000.37                           |
| 2276991.11            | 23669830.05                              | 99694.65                                  | 91928.36                                | 305423.97          | 4403.14                  | 91211.99                             | 84256.91                          |
| 156791.76             | 9864186.29                               | 731131.68                                 | 252149.98                               | 209604.79          | 1786.21                  | 1861590.64                           | 12756.14                          |
| 1416003.75            | 9342110.03                               | 94867.95                                  | 104164.46                               | 1427863.25         | 25633.97                 | 82892.42                             | 23539.09                          |
| 65362.16              | 3742449.16                               | 19380.98                                  | 230695.12                               | 148593.92          | 4405.17                  | 15652.10                             | 234173.45                         |
| 201741.69             | 2006559.92                               | 4823.82                                   | 49282.55                                | 26178.66           | 5.34                     | 8121.48                              | 11643.07                          |
| 34025.47              | 1298680.07                               | 114095.27                                 | 117706.17                               | 151670.16          | 544.76                   | 501061.30                            | 42432.17                          |
| 2904.78               | 10682305.46                              | 23662.98                                  | 59.08                                   | 4825.68            | 17357.87                 | 52422.53                             | 4824.34                           |
| 0.00                  | 2567575.64                               | 94.37                                     | 0.00                                    | 0.00               | 0.00                     | 0.00                                 | 0.00                              |
| 492581.81             | 29062394.00                              | 700032.25                                 | 161035.68                               | 1042949.92         | 65671.32                 | 455610.68                            | 105059.21                         |
| 0.00                  | 123126.54                                | 125.34                                    | 0.00                                    | 0.00               | 5768.92                  | 9.09                                 | 319.93                            |
| 36364.70              | 340373.77                                | 12069.59                                  | 8786.39                                 | 77414.50           | 6677.38                  | 33536.82                             | 6271.26                           |
| 41700.13              | 1312964.39                               | 468433.65                                 | 519269.42                               | 805447.13          | 1228.40                  | 708044.17                            | 189509.00                         |
| <b>67383565.74</b>    | <b>419826622.50</b>                      | <b>5380794.36</b>                         | <b>3022035.91</b>                       | <b>7020947.47</b>  | <b>5627214.48</b>        | <b>11447038.79</b>                   | <b>1349442.37</b>                 |
| 751414.33             | 12086605.40                              | 460160.45                                 | 37491.33                                | 483639.95          | 20369.39                 | 753145.52                            | 9929.33                           |
| 394879.26             | 2594704.21                               | 377826.00                                 | 78839.10                                | 2066508.61         | 48149.11                 | 328298.94                            | 712193.60                         |
| 3568863.63            | 32845800.10                              | 433257.22                                 | 172243.14                               | 380575.06          | 214765.71                | 1081914.63                           | 96212.37                          |
| 294220.26             | 6778351.76                               | 198140.15                                 | 40213.17                                | 2839714.01         | 24552.02                 | 507569.02                            | 603815.82                         |
| 1349512.05            | 12869121.34                              | 95786.97                                  | 172498.35                               | 3727316.52         | 20642.21                 | 1088915.13                           | 284040.24                         |
| 299191.43             | 6368377.19                               | 81580.47                                  | 67700.53                                | 3517480.70         | 12263.72                 | 112663.33                            | 704019.63                         |
| 308.08                | 129986.88                                | 440.61                                    | 11381.99                                | 118820.35          | 7816.20                  | 9431.38                              | 82629.73                          |
| 679412.37             | 3057589.85                               | 60319.61                                  | 71164.46                                | 869363.50          | 6521.95                  | 142921.36                            | 199330.57                         |
| 0.00                  | 2137939.10                               | 6876.09                                   | 0.00                                    | 5625.28            | 247.26                   | 46214.70                             | 13467.81                          |
| 54150.27              | 509959.50                                | 28548.11                                  | 15482.11                                | 116768.93          | 3877.50                  | 45568.77                             | 21091.62                          |
| 1162.72               | 63542.66                                 | 894.66                                    | 0.00                                    | 1645.93            | 0.00                     | 101.08                               | 0.00                              |
| 15857.41              | 304805.02                                | 911.90                                    | 0.00                                    | 102906.08          | 0.00                     | 6767.05                              | 1217.97                           |
| 4462.43               | 21491.79                                 | 75787.84                                  | 949.92                                  | 10137.95           | 0.00                     | 14035.25                             | 28183.28                          |
| <b>7413434.24</b>     | <b>79768274.80</b>                       | <b>1820530.08</b>                         | <b>667964.10</b>                        | <b>14240502.87</b> | <b>359205.07</b>         | <b>4137546.16</b>                    | <b>2756131.97</b>                 |
| <b>74797000.00</b>    | <b>589844376.99</b>                      | <b>7205000.00</b>                         | <b>3690000.00</b>                       | <b>21360000.00</b> | <b>10113000.00</b>       | <b>15606000.00</b>                   | <b>4137000.00</b>                 |
| 2183000.00            | 37585052.41                              | 2280000.00                                | 3223000.00                              | 4825000.00         | 750000.00                | 4880000.00                           | 1181000.00                        |
| 18644000.00           | 112657272.09                             | 5850000.00                                | 3113000.00                              | 19810000.00        | 7130000.00               | 12730000.00                          | 5532000.00                        |
| 3702000.00            | 44929635.83                              | 1121000.00                                | 548000.00                               | 11326000.00        | 744000.00                | 2429000.00                           | 2866000.00                        |
| 8955000.00            | 48747650.68                              | 890000.00                                 | 306000.00                               | -6861000.00        | 342000.00                | 1818000.00                           | 2951000.00                        |
| <b>33484000.00</b>    | <b>243919611.01</b>                      | <b>10141000.00</b>                        | <b>7190000.00</b>                       | <b>29100000.00</b> | <b>8966000.00</b>        | <b>21857000.00</b>                   | <b>12530000.00</b>                |
| <b>108281000.00</b>   | <b>833763988.00</b>                      | <b>17346000.00</b>                        | <b>10880000.00</b>                      | <b>50460000.00</b> | <b>19079000.00</b>       | <b>37463000.00</b>                   | <b>16667000.00</b>                |

3-28 2000年投入产出表延长表 (四)

单位: 千元

| 产品部门<br>Sectors  | 中间使用                      |                          |  |   |
|--|---------------------------|--------------------------|--|---|
|  | 房地产业<br>Real Estate Trade | 社会服务业<br>Social Services | 卫生体育和社会福利业<br>Health Care, Sporting and Social Welfare | 教育文化艺术和广播电影电视业<br>Education, Culture and Arts, Radio, Film and Television |
| 农业<br>Agriculture  | 307.45                    | 477502.18                | 11040.18   | 42993.99  |
| <b>第一产业合计<br/>Total Primary Industry</b>   | <b>307.45</b>             | <b>477502.18</b>         | <b>11040.18</b>  | <b>42993.99</b>   |
| 煤炭采选业<br>Coal Mining and Processing  | 1529.31                   | 184941.64                | 48526.86   | 123700.69   |
| 石油和天然气开采业<br>Petroleum and Natural Gas Extraction  | 0.00                      | 3547.68                  | 1647.10  | 5999.37   |
| 金属矿采选业<br>Metals Mining and Dressing   | 0.00                      | 0.00                     | 0.00   | 0.00  |
| 非金属矿采选业<br>Nonmetal Minerals Mining and Dressing   | 25.84                     | 2546.15                  | 857.14   | 3425.45   |
| 食品制造及烟草加工业<br>Food Production and Tobacco Processing   | 11976.97                  | 716239.59                | 35879.55   | 218249.10   |
| 纺织业<br>Textile Industry  | 75.14                     | 204363.53                | 20374.78   | 30681.10  |
| 服装皮革羽绒及其他纤维<br>制品制造业<br>Garments, Leather, Down and Other Fiber<br>Products Manufacturing    | 1393.43                   | 92804.31                 | 10903.34   | 63553.26  |
| 木材加工及家具制造业<br>Timber Processing and Furniture<br>Manufacturing                               | 7470.37                   | 465888.63                | 27027.47   | 109620.33   |
| 造纸印刷及文教用品制造业<br>Papermaking, Printing, Cultural and<br>Educational Goods Manufacturing       | 8164.46                   | 566354.41                | 77277.56   | 1221007.67  |
| 石油加工及炼焦业<br>Petroleum Refining and Coking  | 2189.42                   | 760443.27                | 13238.44   | 35927.67  |
| 化学工业<br>Chemical Industry  | 2199.22                   | 617410.22                | 2973586.63   | 153764.23   |
| 非金属矿物制品业<br>Nonmetal Mineral Products  | 9645.72                   | 219764.80                | 52854.18   | 495316.12   |
| 金属冶炼及压延加工业<br>Smelting and Pressing of Metals  | 0.00                      | 5958.44                  | 137.77   | 13016.73  |
| 金属制品业<br>Metal Products  | 42.18                     | 127983.72                | 22662.20   | 107511.17   |
| 机械工业<br>Machinery Industry   | 4662.35                   | 17599.43                 | 220328.24  | 55792.33  |
| 交通运输设备制造业<br>Transport Equipment Manufacturing   | 4408.33                   | 606125.04                | 0.00   | 11059.15  |
| 电气机械及器材制造业<br>Electric Equipment and Machinery<br>Manufacturing                              | 278.66                    | 253526.57                | 39531.92   | 118927.20   |
| 电子及通信设备制造业<br>Electronic and Telecommunications<br>Equipment Manufacturing                   | 1190.33                   | 24315.70                 | 5328.91  | 50890.36  |
| 仪器仪表及文化办公用<br>机械制造业<br>Instruments, Meters, Cultural and Clerical<br>Machinery Manufacturing | 4.36                      | 4240.31                  | 997.70   | 12618.72  |
| 机械设备修理业<br>Machinery Equipment Repairing   | 721.75                    | 20678.10                 | 85280.11   | 29849.74  |
| 其他制造业<br>Other Manufacturing   | 166.78                    | 16549.16                 | 4768.33  | 35761.98  |
| 废品及废料<br>Waster and Flotsam  | 0.00                      | 570.40                   | 0.00   | 37.88   |
| 电力及蒸汽热水生产和供应业<br>Production and Supply of Electric<br>Power, Steam and Hot Water             | 11799.56                  | 673773.23                | 82512.06   | 372327.87   |
| 煤气生产和供应业<br>Production and Supply of Gas   | 0.00                      | 24406.74                 | 1654.08  | 29661.44  |
| 自来水的生产和供应业<br>Production and Supply of Tap Water   | 1619.63                   | 53174.14                 | 7446.56  | 57924.34  |
| 建筑业<br>Construction  | 63593.76                  | 887443.16                | 253403.69  | 852406.18   |
| <b>第二产业合计<br/>Total Secondary Industry</b>   | <b>133157.57</b>          | <b>6550648.37</b>        | <b>3986224.62</b>                                      | <b>4209030.08</b>   |
| 货物运输及仓储业<br>Freightage and Storage   | 1051.69                   | 75263.82                 | 57119.97   | 71703.87  |
| 邮电业<br>Post and Telecommunications   | 20431.01                  | 304110.78                | 65471.47   | 285017.43   |
| 商业<br>Commerce   | 4052.58                   | 411438.59                | 599936.46  | 230336.02   |
| 饮食业<br>Catering Trade  | 45755.69                  | 454243.17                | 116954.63  | 499061.41   |
| 旅客运输业<br>Passenger Transportation  | 19601.08                  | 681894.85                | 116621.80  | 831910.01   |
| 金融保险业<br>Banking and Insurance   | 917529.35                 | 220800.50                | 7942.30  | 23347.28  |
| 房地产业<br>Real Estate Trade  | 431.09                    | 11692.73                 | 241.20   | 11366.61  |
| 社会服务业<br>Social Services   | 10775.86                  | 544383.35                | 22686.52   | 147399.52   |
| 卫生体育和社会福利业<br>Health Care, Sporting and Social Welfare                                       | 4227.64                   | 34189.78                 | 52534.24   | 176700.06   |
| 教育文化艺术和广播电影<br>电视业<br>Education, Culture and Arts, Radio,<br>Film and Television             | 1323.83                   | 16308.65                 | 12908.93   | 81777.97  |
| 科学研究事业<br>Scientific Research  | 45.73                     | 25.72                    | 500.98   | 3068.36   |
| 综合技术服务业<br>Polytechnical Services  | 45.28                     | 3041.73                  | 2461.55  | 2212.38   |
| 行政机关及其他行业<br>Administration Organ and Other Sectors  | 264.13                    | 9455.77                  | 15355.12   | 11075.03  |
| <b>第三产业合计<br/>Total Tertiary Industry</b>  | <b>1025534.96</b>         | <b>2766849.44</b>        | <b>1070735.17</b>                                      | <b>2374975.95</b>   |
| <b>中间投入合计<br/>Intermediate Input</b>   | <b>1159000.00</b>         | <b>9795000.00</b>        | <b>5068000.00</b>                                      | <b>6627000.00</b>   |
| 固定资产折旧<br>Depreciation of Fixed Assets   | 15119000.00               | 1620000.00               | 345000.00  | 1372000.00  |
| 劳动者报酬<br>Compensation of Laborers  | 416000.00                 | 8514000.00               | 5943000.00   | 8962000.00  |
| 生产税净额<br>Net Taxes on Production   | 252000.00                 | 840000.00                | 60000.00   | 110000.00   |
| 营业盈余<br>Operating Surplus  | -316000.00                | 998000.00                | 389000.00  | 642000.00   |
| <b>增加值合计<br/>Total Value-added</b>   | <b>15471000.00</b>        | <b>11972000.00</b>       | <b>6737000.00</b>                                      | <b>11086000.00</b>  |
| <b>总投入<br/>Total Input</b>   | <b>16630000.00</b>        | <b>21767000.00</b>       | <b>11805000.00</b>                                     | <b>17713000.00</b>  |

Prolong of 2000 Input-Output Table (4)

(1 000 yuan)

| Intermediate Use Part |                        |  |                         | 中间使用合计                      | 最终使用 Final Use Part          |                               |
|-----------------------|------------------------|--|-------------------------|-----------------------------|------------------------------|-------------------------------|
| 科学研究事业                | 综合技术服务业                | 行政机关及其他行业                              | 第三产业合计                  |                             | 最终消费                         | Final Consumption Expenditure |
| Scientific Research   | Polytechnical Services | Administration Organ and Other Sectors | Total Tertiary Industry |                             | 农业居民消费                       | 非农业居民消费                       |
|                       |                        |  |                         | Total Intermediate Use Part | Rural Householde Consumption | Urban Householde Consumption  |
| 3038.63               | 231290.06              | 830.18                                 | 5048649.04              | 132383478.32                | 18325911.15                  | 11770488.67                   |
| <b>3038.63</b>        | <b>231290.06</b>       | <b>803.18</b>                          | <b>5048649.04</b>       | <b>132383478.32</b>         | <b>18325911.15</b>           | <b>11770488.67</b>            |
| 23442.68              | 33470.18               | 11113.40                               | 637662.19               | 26016205.49                 | 1594407.42                   | 667247.58                     |
| 41.75                 | 0.00                   | 0.00                                   | 39067.99                | 13086771.69                 | 0.00                         | 0.00                          |
| 0.00                  | 0.00                   | 0.00                                   | 0.00                    | 10541649.08                 | 0.00                         | 0.00                          |
| 9.53                  | 11436.85               | 57.59                                  | 101997.53               | 22522782.27                 | 356171.97                    | 0.00                          |
| 692.19                | 1334669.36             | 32860.35                               | 9059664.21              | 50451959.57                 | 35104270.54                  | 18609038.00                   |
| 992.59                | 7704.66                | 524.98                                 | 357025.98               | 15132364.96                 | 2502474.92                   | 936348.88                     |
| 3253.67               | 75685.13               | 119336.89                              | 937104.27               | 9121965.55                  | 7472611.80                   | 8362617.38                    |
| 1574.87               | 122646.96              | 16074.71                               | 1682663.73              | 10885282.15                 | 4870083.38                   | 2676039.38                    |
| 55205.01              | 176364.17              | 132595.91                              | 3518157.47              | 20607810.76                 | 1530658.33                   | 664882.13                     |
| 7353.49               | 71595.43               | 40266.72                               | 8494328.48              | 23377313.39                 | 2584456.69                   | 2477543.72                    |
| 13230.25              | 136660.15              | 1874.24                                | 5790907.66              | 63373948.61                 | 6513285.79                   | 4002517.52                    |
| 12205.70              | 391228.08              | 224.62                                 | 2622005.97              | 72823923.39                 | 1431123.53                   | 1393029.04                    |
| 10374.35              | 12882.25               | 0.00                                   | 113912.92               | 33787359.20                 | 1195207.96                   | 0.00                          |
| 16815.98              | 122567.16              | 437.52                                 | 708266.72               | 24039048.30                 | 334658.23                    | 5409.07                       |
| 35056.53              | 42683.84               | 1746.00                                | 1054787.74              | 25007089.96                 | 47808.32                     | 99295.10                      |
| 362909.55             | 54495.80               | 0.00                                   | 4108017.31              | 13972203.61                 | 1801025.83                   | 1822857.02                    |
| 225957.67             | 27823.28               | 46254.39                               | 2471260.83              | 11816688.00                 | 2382063.47                   | 3504254.09                    |
| 144193.96             | 15424.79               | 5751.63                                | 899996.42               | 4642445.58                  | 240236.81                    | 2911913.52                    |
| 43206.49              | 5178.10                | 0.00                                   | 166300.60               | 2172860.50                  | 0.00                         | 21829.46                      |
| 10122.06              | 33187.77               | 30588.16                               | 1137937.52              | 2672097.16                  | 0.00                         | 0.00                          |
| 3478.09               | 21718.86               | 1192.87                                | 186788.55               | 10895172.52                 | 1687036.04                   | 1328326.89                    |
| 0.00                  | 0.00                   | 0.00                                   | 702.65                  | 2681957.36                  | 0.00                         | 0.00                          |
| 28831.17              | 109957.79              | 32693.11                               | 3842253.85              | 34572074.68                 | 2823081.20                   | 1773016.29                    |
| 0.00                  | 1255.38                | 244.20                                 | 63445.12                | 186571.66                   | 0.00                         | 237487.41                     |
| 1578.97               | 7585.05                | 5413.30                                | 279497.93               | 619871.71                   | 125496.84                    | 490398.16                     |
| 9639.90               | 251462.02              | 35839.30                               | 5045719.78              | 6395499.00                  | 0.00                         | 0.00                          |
| <b>1010166.45</b>     | <b>3067683.06</b>      | <b>515089.89</b>                       | <b>53319473.42</b>      | <b>511402916.15</b>         | <b>74596159.07</b>           | <b>51984050.64</b>            |
| 10604.23              | 71300.02               | 3513.06                                | 2055292.63              | 14685187.95                 | 775884.96                    | 687824.89                     |
| 18109.12              | 133185.12              | 186976.53                              | 4625116.82              | 7232315.07                  | 726000.00                    | 2880238.74                    |
| 43918.57              | 151327.69              | 37058.66                               | 3857036.70              | 39789315.39                 | 2980670.00                   | 3369292.32                    |
| 30865.05              | 322327.21              | 146813.94                              | 5830025.29              | 13221073.19                 | 2881364.50                   | 2462000.00                    |
| 52645.90              | 715553.74              | 8265293.99                             | 16072720.79             | 30503252.07                 | 3169339.39                   | 1032450.71                    |
| 5183.29               | 38643.50               | 12052.83                               | 5721207.43              | 12149831.04                 | 1303000.00                   | 3826000.00                    |
| 0.00                  | 7386.90                | 3932.16                                | 265570.95               | 434382.76                   | 10392000.00                  | 5114000.40                    |
| 13945.31              | 108265.96              | 43917.42                               | 2240995.39              | 5590730.02                  | 4517232.63                   | 2127716.17                    |
| 2281.26               | 19558.97               | 9785.61                                | 371708.70               | 2509647.83                  | 648000.00                    | 773393.81                     |
| 13183.39              | 17445.80               | 6118.57                                | 380404.18               | 917472.38                   | 1344438.30                   | 720543.65                     |
| 2838.72               | 10733.61               | 26.41                                  | 19881.20                | 83423.87                    | 0.00                         | 0.00                          |
| 8427.49               | 70141.00               | 173.80                                 | 198306.23               | 647245.97                   | 0.00                         | 0.00                          |
| 792.60                | 19157.35               | 11416.95                               | 196611.19               | 493104.98                   | 0.00                         | 0.00                          |
| <b>202794.93</b>      | <b>1685026.87</b>      | <b>8727079.93</b>                      | <b>41834877.50</b>      | <b>128256982.52</b>         | <b>28737929.78</b>           | <b>22993460.69</b>            |
| <b>1216000.00</b>     | <b>4984000.00</b>      | <b>9243000.00</b>                      | <b>100203000.00</b>     | <b>772043376.99</b>         | <b>121660000.00</b>          | <b>86748000.00</b>            |
| 245000.00             | 575000.00              | 1326000.00                             | 37741000.00             | 78335052.41                 |                              |                               |
| 558000.00             | 2361000.00             | 13915000.00                            | 94834000.00             | 313465272.09                |                              |                               |
| 59000.00              | 860000.00              | 95000.00                               | 21310000.00             | 68438635.83                 |                              |                               |
| 106000.00             | 516000.00              | 564000.00                              | 2345000.00              | 56068650.68                 |                              |                               |
| <b>968000.00</b>      | <b>4312000.00</b>      | <b>15900000.00</b>                     | <b>156230000.00</b>     | <b>516307611.01</b>         |                              |                               |
| <b>2184000.00</b>     | <b>9296000.00</b>      | <b>25143000.00</b>                     | <b>256433000.00</b>     | <b>1288350988.00</b>        |                              |                               |

3-29 2000年投入产出表延长表 (五)

单位: 千元

| 产品部门             | Sectors   | 最终使用                               |                                |   |
|------------------|---|------------------------------------|--------------------------------|---|
|                  |   | 最终消费 Final Consumption Expenditure |                                |   |
|                  |   | 居民消费<br>Household Consumption      | 政府消费<br>Government Consumption | 最终消费合计<br>Total Final Consumption Expenditure |
| 农业               | Agriculture   | 30096399.82                        | 0.00                           | 30096399.82                                   |
| <b>第一产业合计</b>    | <b>Total Primary Industry</b>                                       | <b>30096399.82</b>                 | <b>0.00</b>                    | <b>30096399.82</b>                            |
| 煤炭采选业            | Coal Mining and Processing  | 2261655.00                         | 0.00                           | 2261655.00                                    |
| 石油和天然气开采业        | Petroleum and Natural Gas Extraction                                | 0.00                               | 0.00                           | 0.00  |
| 金属矿采选业           | Metals Mining and Dressing  | 0.00                               | 0.00                           | 0.00  |
| 非金属矿采选业          | Nonmetal Minerals Mining and Dressing                               | 356171.97                          | 0.00                           | 356171.97                                     |
| 食品制造及烟草加工业       | Food Production and Tobacco Processing                              | 53713308.54                        | 0.00                           | 53713308.54                                   |
| 纺织业              | Textile Industry  | 3438823.80                         | 0.00                           | 3438823.80                                    |
| 服装皮革羽绒及其他纤维制品制造业 | Garments, Leather, Down and Other Fiber Products Manufacturing      | 15835229.18                        | 0.00                           | 15835229.18                                   |
| 木材加工及家具制造业       | Timber Processing and Furniture Manufacturing                       | 7546122.76                         | 0.00                           | 7546122.76                                    |
| 造纸印刷及文教用品制造业     | Papermaking, Printing, Cultural and Educational Goods Manufacturing | 2195540.46                         | 0.00                           | 2195540.46                                    |
| 石油加工及炼焦业         | Petroleum Refining and Coking                                       | 5062000.41                         | 0.00                           | 5062000.41                                    |
| 化学工业             | Chemical Industry   | 10515803.31                        | 0.00                           | 10515803.31                                   |
| 非金属矿物制品业         | Nonmetal Mineral Products   | 2824152.57                         | 0.00                           | 2824152.57                                    |
| 金属冶炼及压延加工业       | Smelting and Pressing of Metals                                     | 1195207.96                         | 0.00                           | 1195207.96                                    |
| 金属制品业            | Metal Products  | 340067.30                          | 0.00                           | 340067.30                                     |
| 机械工业             | Machinery Industry  | 147103.42                          | 0.00                           | 147103.42                                     |
| 交通运输设备制造业        | Transport Equipment Manufacturing                                   | 3623882.85                         | 0.00                           | 3623882.85                                    |
| 电气机械及器材制造业       | Electric Equipment and Machinery Manufacturing                      | 5886317.56                         | 0.00                           | 5886317.56                                    |
| 电子及通信设备制造业       | Electronic and Telecommunications Equipment Manufacturing           | 3152150.33                         | 0.00                           | 3152150.33                                    |
| 仪器仪表及文化办公用机械制造业  | Instruments, Meters, Cultural and Clerical Machinery Manufacturing  | 21829.46                           | 0.00                           | 21829.46                                      |
| 机械设备修理业          | Machinery Equipment Repairing                                       | 0.00                               | 0.00                           | 0.00  |
| 其他制造业            | Other Manufacturing   | 3015362.93                         | 0.00                           | 3015362.93                                    |
| 废品及废料            | Waster and Flotsam  | 0.00                               | 0.00                           | 0.00  |
| 电力及蒸汽热水生产和供应业    | Production and Supply of Electric Power, Steam and Hot Water        | 4596097.49                         | 0.00                           | 4596097.49                                    |
| 煤气生产和供应业         | Production and Supply of Gas  | 237487.41                          | 0.00                           | 237487.41                                     |
| 自来水的生产和供应业       | Production and Supply of Tap Water                                  | 615895.00                          | 0.00                           | 615895.00                                     |
| 建筑业              | Construction  | 0.00                               | 0.00                           | 0.00  |
| <b>第二产业合计</b>    | <b>Total Secondary Industry</b>                                     | <b>126580209.71</b>                | <b>0.00</b>                    | <b>126580209.71</b>                           |
| 货物运输及仓储业         | Freightage and Storage  | 1463709.85                         | 0.00                           | 1463709.85                                    |
| 邮电业              | Post and Telecommunications   | 3606238.74                         | 0.00                           | 3606238.74                                    |
| 商业               | Commerce  | 6349962.32                         | 0.00                           | 6349962.32                                    |
| 饮食业              | Catering Trade  | 5343364.50                         | 0.00                           | 5343364.50                                    |
| 旅客运输业            | Passenger Transportation  | 4201790.10                         | 0.00                           | 4201790.10                                    |
| 金融保险业            | Banking and Insurance   | 5129000.00                         | 0.00                           | 5129000.00                                    |
| 房地产业             | Real Estate Trade   | 15506000.40                        | 0.00                           | 15506000.40                                   |
| 社会服务业            | Social Services   | 6644948.80                         | 9795858.11                     | 16440806.91                                   |
| 卫生体育和社会福利业       | Health Care, Sporting and Social Welfare                            | 1421393.81                         | 7905418.75                     | 9326812.56                                    |
| 教育文化艺术和广播电影电视业   | Education, Culture and Arts, Radio, Film and Television             | 2064981.95                         | 14810772.30                    | 16875754.25                                   |
| 科学研究事业           | Scientific Research   | 0.00                               | 2113570.47                     | 2113570.47                                    |
| 综合技术服务业          | Polytechnical Services  | 0.00                               | 8176485.36                     | 8176485.36                                    |
| 行政机关及其他行业        | Administration Organ and Other Sectors                              | 0.00                               | 24649895.02                    | 24649895.02                                   |
| <b>第三产业合计</b>    | <b>Total Tertiary Industry</b>                                      | <b>51731390.47</b>                 | <b>67452000.01</b>             | <b>119183390.48</b>                           |
| <b>中间投入合计</b>    | <b>Intermediate Input</b>   | <b>208408000.00</b>                | <b>67452000.01</b>             | <b>275860000.01</b>                           |
| 固定资产折旧           | Depreciation of Fixed Assets  |                                    |                                |   |
| 劳动者报酬            | Compensation of Laborers  |                                    |                                |   |
| 生产税净额            | Net Taxes on Production   |                                    |                                |   |
| 营业盈余             | Operating Surplus   |                                    |                                |   |
| <b>增加值合计</b>     | <b>Total Value-added</b>  |                                    |                                |   |
| <b>总投入</b>       | <b>Total Input</b>  |                                    |                                |   |

## Prolong of 2000 Input-Output Table (5)

(1 000 yuan)

| Final Use Part                          |                                   |                     | 地区外调入                                   | 总产出                                  |                     |                            |
|---|-----------------------------------|---------------------|---|--------------------------------------|---------------------|----------------------------|
| 资本形成 Capital Formation                  |                                   | 调出地区外               |   |                                      | 最终使用合计              |                            |
| 固定资本形成<br>Fixed<br>Capital<br>Formation | 存货增加<br>Changes in<br>Inventories |                     | 资本形成合计<br>Gross<br>Capital<br>Formation | Transferred<br>Out the<br>Prefecture |                     | Total<br>Final<br>Use Part |
| 8352513.67                              | 24887000.00                       | 33239513.67         | 5195032.85                              | 68530946.34                          | 2760424.66          | 198154000.00               |
| <b>8352513.67</b>                       | <b>24887000.00</b>                | <b>33239513.67</b>  | <b>5195032.85</b>                       | <b>68530946.34</b>                   | <b>2760424.66</b>   | <b>198154000.00</b>        |
| 0.00                                    | 831098.08                         | 831098.08           | 4187370.93                              | 7280124.01                           | 2113790.08          | 31182539.42                |
| 0.00                                    | -32437.39                         | -32437.39           | 6692019.75                              | 6659582.36                           | 1059624.27          | 18686729.78                |
| 0.00                                    | 2112192.20                        | 2112192.20          | 2364208.30                              | 4476400.50                           | 1564335.47          | 13453714.11                |
| 0.00                                    | -348348.18                        | -348348.18          | 331640.14                               | 339463.93                            | 11702545.18         | 11159701.02                |
| 0.00                                    | 3584031.74                        | 3584031.74          | 26951486.87                             | 84248827.15                          | 11157540.33         | 123543246.39               |
| 0.00                                    | 4590692.02                        | 4590692.02          | 11391381.73                             | 19420897.55                          | 4442365.37          | 30110897.14                |
| 0.00                                    | 615764.65                         | 615764.65           | 8936811.98                              | 25387805.81                          | 6733490.62          | 27776280.74                |
| 2504098.19                              | 566930.84                         | 3071029.03          | 7180239.99                              | 17797391.78                          | 243355.31           | 28439318.62                |
| 0.00                                    | 208611.52                         | 208611.52           | 7276846.22                              | 9680998.20                           | 5936833.00          | 24351975.96                |
| 0.00                                    | 178424.28                         | 178424.28           | 4341662.99                              | 9582087.68                           | 11550831.54         | 21408569.53                |
| 0.00                                    | 808093.55                         | 808093.55           | 14834374.05                             | 26158270.91                          | 28412387.01         | 61119832.51                |
| 0.00                                    | 9925315.62                        | 9925315.62          | 18935677.14                             | 31685145.33                          | 4865919.74          | 99643148.98                |
| 0.00                                    | 961673.77                         | 961673.77           | 14525581.57                             | 16682463.30                          | 13352706.70         | 37117115.80                |
| 1469407.56                              | 120687.66                         | 1590095.22          | 3810093.63                              | 5740256.15                           | 3043252.70          | 26736051.75                |
| 26104059.89                             | 1935785.99                        | 28039845.88         | 8212367.66                              | 36399316.96                          | 12960748.65         | 48445658.27                |
| 9563123.70                              | 123784.38                         | 9686908.08          | 3873983.54                              | 17184774.47                          | 6460803.39          | 24696174.69                |
| 3356586.70                              | -966361.94                        | 2390224.76          | 7227957.94                              | 15504500.26                          | 5604606.98          | 21716581.27                |
| 4773526.02                              | -274570.38                        | 4498955.64          | 2135140.37                              | 9786246.34                           | 7219696.82          | 7208995.11                 |
| 834058.87                               | -241587.60                        | 592471.27           | 802085.89                               | 1416386.62                           | 979469.62           | 2609777.50                 |
| 0.00                                    | 25382.32                          | 25382.32            | 39839.32                                | 65221.64                             | 6636.67             | 2730682.13                 |
| 0.00                                    | 221192.72                         | 221192.72           | 6489992.99                              | 9726548.64                           | 854721.83           | 19766999.33                |
| 0.00                                    | 69042.64                          | 69042.64            | 0.00                                    | 69042.64                             | 0.00                | 2751000.00                 |
| 0.00                                    | 0.00                              | 0.00                | 0.00                                    | 4596097.49                           | 0.00                | 39168172.17                |
| 0.00                                    | 0.00                              | 0.00                | 0.00                                    | 237487.41                            | 0.00                | 424059.07                  |
| 0.00                                    | 0.00                              | 0.00                | 0.00                                    | 615895.00                            | 0.00                | 1235766.71                 |
| 101885501.00                            | 0.00                              | 101885501.00        | 0.00                                    | 101885501.00                         | 0.00                | 108281000.00               |
| <b>150490361.93</b>                     | <b>25015398.49</b>                | <b>175505760.42</b> | <b>160540763.00</b>                     | <b>462626733.13</b>                  | <b>140265661.28</b> | <b>833763988.00</b>        |
| 2564421.84                              | 161176.90                         | 2725598.74          | 3728619.09                              | 7917927.68                           | 5257115.63          | 17346000.00                |
| 0.00                                    | 0.00                              | 0.00                | 1180781.12                              | 4787019.86                           | 1139334.93          | 10880000.00                |
| 3387905.43                              | 873838.54                         | 4261743.97          | 7992371.05                              | 18604077.34                          | 7933392.73          | 50460000.00                |
| 0.00                                    | 0.00                              | 0.00                | 514562.31                               | 5857926.81                           | 0.00                | 19079000.00                |
| 0.00                                    | 0.00                              | 0.00                | 4656950.28                              | 8858740.38                           | 1898992.45          | 37463000.00                |
| 0.00                                    | 8586.07                           | 8586.07             | 296218.95                               | 5433805.02                           | 916636.06           | 16667000.00                |
| 689616.84                               | 0.00                              | 689616.84           | 0.00                                    | 16195617.24                          | 0.00                | 16630000.00                |
| 0.00                                    | 0.00                              | 0.00                | 2553.98                                 | 16443360.89                          | 267090.91           | 21767000.00                |
| 0.00                                    | 0.00                              | 0.00                | 0.00                                    | 9326812.56                           | 31460.39            | 11805000.00                |
| 0.00                                    | 0.00                              | 0.00                | 758.36                                  | 16876512.61                          | 80984.99            | 17713000.00                |
| 0.00                                    | 0.00                              | 0.00                | 0.00                                    | 2113570.47                           | 12994.34            | 2184000.00                 |
| 473180.29                               | 0.00                              | 473180.29           | 0.00                                    | 8649665.65                           | 911.62              | 9296000.00                 |
| 0.00                                    | 0.00                              | 0.00                | 0.00                                    | 24649895.02                          | 0.00                | 25143000.00                |
| <b>7115124.40</b>                       | <b>1043601.51</b>                 | <b>8158725.91</b>   | <b>18372815.14</b>                      | <b>145714931.53</b>                  | <b>17538914.05</b>  | <b>256433000.00</b>        |
| <b>165958000.00</b>                     | <b>50946000.00</b>                | <b>216904000.00</b> | <b>184108610.99</b>                     | <b>676872611.00</b>                  | <b>160564999.99</b> | <b>1288350988.00</b>       |

# 主要统计指标解释

**国民生产总值 (GNP)** 指一个国家 (或地区) 所有常住单位在一定时期内收入初次分配的最终结果。一国常住单位从事生产活动所创造的增加值在初次分配中主要分配给该国的常住单位, 但也有一部分以生产税及进口税 (扣除生产和进口补贴)、劳动者报酬和财产收入等形式分配给非常住单位; 同时, 国外生产所创造的增加值也有一部分以生产税及进口税 (扣除生产和进口补贴)、劳动者报酬和财产收入等形式分配给该国的常住单位, 从而产生了国民生产总值的概念。它等于国内生产总值加上来自国外的净要素收入。与国内生产总值不同, 国民生产总值是个收入概念, 而国内生产总值是个生产概念。

**国内生产总值 (GDP)** 指一个国家 (或地区) 所有常住单位在一定时期内生产活动的最终成果。国内生产总值有三种表现形态, 即价值形态、收入形态和产品形态。从价值形态看, 它是所有常住单位在一定时期内生产的全部货物和服务价值超过同期中间投入的全部非固定资产货物和服务价值的差额, 即所有常住单位的增加值之和; 从收入形态看, 它是所有常住单位在一定时期内创造并分配给常住单位和非常住单位的初次收入分配之和; 从产品形态看, 它是所有常住单位在一定时期内最终使用的货物和服务价值与货物和服务净出口价值之和。在实际核算中, 国内生产总值有三种计算方法, 即生产法、收入法和支出法。三种方法分别从不同的方面反映国内生产总值及其构成。

**三次产业** 是根据社会生产活动历史发展的顺序对产业结构的划分, 产品直接取自自然界的部门称为第一产业, 对初级产品进行再加工的部门称为第二产业, 为生产和消费提供各种服务的部门称为第三产业。它是世界上较为通用的产业结构分类, 但各国的划分不尽一致。

我国的三次产业划分是:

第一产业: 农业 (包括种植业、林业、牧业和渔业)。

第二产业: 工业 (包括采掘业, 制造业, 电力、煤气及水的生产和供应业) 和建筑业。

第三产业: 除第一、第二产业以外的其他各业。由于第三产业包括的行业多、范围广, 根据我国的实际情况, 第三产业可分为两大部分: 一是流通部门, 二是服务部门。具体又可分为四个层次:

第一层次: 流通部门, 包括交通运输、仓储及邮电通信业, 批发和零售贸易、餐饮业。

第二层次: 为生产和生活服务的部门, 包括金融、保险业, 地质勘查业、水利管理业, 房地产业, 社会服务业, 农、林、牧、渔服务业, 交通运输辅助业, 综合技术服务业等。

第三层次: 为提高科学文化水平和居民素质服务的部门, 包括教育、文化艺术及广播电影电视业, 卫生、体育和社会福利业, 科学研究业等。

第四层次: 为社会公共需要服务的部门, 包括国家机关、政党机关和社会团体以及军队、警察等。

**支出法国内生产总值** 指一个国家 (或地区) 所有常住单位在一定时期内用于最终消费、资本形成总额, 以及货物和服务的净出口总额, 它反映本期生产的国内生产总值的使用及构成。

**最终消费** 指常住单位在一定时期内对于货物和服务的全部最终消费支出, 也就是常住单位为满足物质、文化和精神生活的需要, 从本国经济领土和国外购买的货物和服务的支出; 不包括非常住单位在本国经济领土内的消费支出。最终消费分为居民消费和政府消费。

**居民消费** 指常住住户对货物和服务的全部最终消费支出。居民消费按市场价格计算, 即按居民支付的购买者价格计算。购买者价格是购买者取得货物所支付的价格, 包括购买者支付的运输和商业费用。居民消费除了直接以货币形式购买货物和服务的消费之外, 还包括以其他方式获得的货物和服务的消费支出, 即所谓的虚拟消费支出。居民虚拟消费支出包括以下几种类型: 单位以实物报酬及实物转移的形式提供给劳动者的货物和服务; 住户生产并由本住户消费了的货物和服务, 其中的服务仅指住户的自有住房服务; 金融机构提供的金融媒介服务; 保险公司提供的保险服务。

**政府消费** 指政府部门为全社会提供公共服务的消费支出和免费或以较低价格向住户提供的货物和服务的净支出。前者等于政府服务的产出价值减去政府单位所获得的经营收入的价值, 政府服务的产出价值等于它的经常性业务支出加上固定资产折旧; 后者等于政府部门免费或以较低价格向住户提供的货物和服务的市场价值减去向住户收取的价值。

**资本形成总额** 指常住单位在一定时期内获得的减去处置的固定资产加存货的变动, 包括固定资本形成总额和存货增加。

**固定资本形成总额** 指常住单位购置、转入和自产自用的固定资产, 扣除固定资产的销售和转出后的价值, 分有形固定资本形成总额和无形固定资本形成总额。有形固定资本形成总额包括一定时期内完成的建筑工程、安装工程和设备工器具购置 (减处置) 价值, 以及土地改良、新增役、种、奶、毛、娱乐用牲畜和新增经济林木价值。无形固定资本形成总额包括矿

藏的勘探、计算机软件、娱乐和文学艺术品原件等获得减处置。

**存货增加** 指常住单位存货实物量变动的市场价值，即期末价值减期初价值的差额。存货增加可以是正值，也可以是负值；正值表示存货上升，负值表示存货下降。它包括生产单位购进的原材料、燃料和储备物资等存货，以及生产单位生产的产成品、在制品等存货等。

**货物和服务净出口** 指货物和服务出口减货物和服务进口的差额。出口包括常住单位向非常住单位出售或无偿转让的各种货物和服务的价值；进口包括常住单位从非常住单位购买或无偿得到的各种货物和服务的价值。由于服务活动的提供与使用同时发生，因此服务的进出口业务并不发生出入境现象，一般把常住单位从国外得到的服务作为进口，非常住单位从本国得到的服务作为出口。货物的出口和进口都按离岸价格计算。

**劳动者报酬** 指劳动者因从事生产活动所获得的全部报酬。包括劳动者获得的各种形式的工资、奖金和津贴，既包括货币形式的，也包括实物形式的；还包括劳动者所享受的公费医疗和医药卫生费、上下班交通补贴和单位支付的社会保险费等。对于个体经济来说，其所有者所获得的劳动报酬和经营利润不易区分，这两部分统一作为劳动者报酬处理。

**生产税净额** 指生产税减生产补贴后的余额。生产税指政府对生产单位生产、销售和从事经营活动以及因从事生产活动使用某些生产要素（如固定资产、土地、劳动力）所征收的各种税、附加费和规费。生产补贴与生产税相反，指政府对生产单位的单方面收入转移，因此视为负生产税，包括政策亏损补贴、粮食系统价格补贴、外贸企业出口退税收入等。

**固定资产折旧** 指一定时期内为弥补固定资产损耗按照核定的固定资产折旧率提取的固定资产折旧，或按国民经济核算统一规定的折旧率虚拟计算的固定资产折旧。它反映了固定资产在当期生产中的转移价值。各类企业和企业化管理的事业单位的固定资产折旧是指实际计提并计入成本费中的折旧费；不计提折旧的政府机关、非企业化管理的事业单位和居民住房的固定资产折旧是按照统一规定的折旧率和固定资产原值计算的虚拟折旧。原则上，固定资产折旧应按固定资产的重置价值计算，但是目前我国尚不具备对全社会固定资产进行重估价的基础，所以暂时只能采用上述办法。

**营业盈余** 指常住单位创造的增加值扣除劳动者报酬、生产税净额和固定资产折旧后的余额。它相当于企业的营业利润加上生产补贴，但要扣除从利润中开支的工资和福利等。

**机构单位** 指能以自己的名义拥有资产、发生负债、从事经济活动并与其他实体进行交易的经济实体。根据机构单位在生产、消费、融资活动中所起的不同作用，资金流量核算将常住单位区分为如下四类机构单位：非金融企业、金融机构、政府单位、住户和国外。

**机构部门** 将相同性质的机构单位归并在一起，就形成机构部门。资金流量核算中区分了如下几类机构部门：非金融企业部门、金融机构部门、政府部门、住户部门。

**非金融企业与非金融企业部门** 非金融企业指主要从事市场货物生产和提供非金融市场服务的常住企业，它主要包括各类法人企业。所有非金融企业归并在一起，就形成非金融企业部门。

**金融机构与金融机构部门** 金融机构指主要从事金融中介以及与金融中介密切相关的辅助金融活动的常住单位，它主要包括中央银行、商业银行和政策性银行、非银行信贷机构和保险公司。所有金融机构归并在一起，就形成金融机构部门。

**政府单位与政府部门** 政府单位指在我国境内通过政治程序建立的、在一特定区域内对其他机构单位拥有立法、司法和行政权的法律实体及其附属单位。政府单位的主要职能是利用征税和其他方式获得的资金向社会和公众提供公共服务。通过转移支付，对社会收入和财产进行再分配。它主要包括各种行政单位和事业单位。所有政府单位归并在一起，就形成政府部门。

**住户与住户部门** 住户指共享同一生活设施、部分或全部收入和财产集中使用、共同消费住房、食品和其他消费品与消费服务的常住个人或人群体。所有住户归并在一起，就形成住户部门。

**非常住单位与国外部门** 所有不具有常住性的机构单位都是非常住单位。将所有与我国常住单位发生交易的非常住单位归并在一起，就形成国外部门。

**初次分配总收入** 初次分配指以劳动者报酬、固定资产折旧、生产税及财产收入等形式对增加值进行的分配。初次分配形成的收入余额为初次分配总收入。

**经常转移** 指部门间以实物和资金方式实现的单方面转让。包括社会保险付款、社会补助、侨汇、无偿捐赠、赔偿等。

**可支配总收入** 指各机构部门在初次分配总收入基础上通过经常转移后所获得的收入。这部分收入用于最终消费和储蓄。

**总储蓄** 指可支配总收入扣除最终消费后的余额。

**资本转移** 指一个部门无偿地向另一个部门支付用于资本形成的资金，是一种不从对方获取任何对应物作为回报的交易。资本转移具有不同于经常转移的两个特征，一是转移的目的是用于投资，而不是用于消费；二是资产所有权的转移，而不仅仅是使用权的转移。资本转移包括投资性补助和其他资产转移，根据我国目前的实际情况，投资性补助是指财政投资性拨款，



即财政拨款中用于基本建设、更新改造和其他固定资产投资的部分。

**净金融投资** 从实物交易角度看，它是指总储蓄加资本转移收入减资本转移支出减资本形成总额后的余额。从金融交易角度看，它是金融资产的增加额减金融负债的增加额之后的余额。

**通货** 指以现金形式存在于市场流通领域中的货币，包括辅币和纸币。

**存款** 指以各种形式存在的所有存款，包括活期存款、定期存款、住户储蓄存款、财政存款、外汇存款和其他存款。

**贷款** 指金融机构向非金融部门提供的各种形式的所有贷款，包括短期贷款、中长期贷款、财政贷款、外汇贷款和其他贷款。

**证券** 包括债券和股票。

**保险准备金** 指对人寿保险准备金和养恤基金的净权益、保险费预付款和未结索赔准备金。

**结算资金** 指银行的汇兑在途资金。

**金融机构往来** 指各机构之间的资金往来，包括同业存放款和同业拆借款。

**准备金** 指各金融机构在中央银行的存款及缴存中央银行的法定准备金。

**中央银行贷款** 指中央银行向各金融机构的贷款。

**经常项目** 包括货物、服务、收益及经常性转移。

**货物** 指通过我国海关进出口的货物，以海关进出口统计资料为基础，并根据国际收支统计口径的要求，出口、进口都以商品所有权变化为原则进行调整。出口和进口金额均按离岸价格统计。

**服务** 包括运输、旅游、通讯、建筑、保险、国际金融服务、计算机和信息服务、专有权利使用费和特许费、各种商业服务、个人文化娱乐服务以及政府服务。

**收益** 包括职工报酬和投资收益。投资收益包括直接投资、证券投资和其它投资的收益和支出以及直接投资收益的再投资。

**资本项目** 包括移民转移、债务减免等资本性转移。

**金融项目** 包括直接投资、证券投资和其它投资。

**直接投资** 指外国、港澳台地区在我国和我国在外国、港澳台地区以独资、合资、合作及合作勘探开发方式进行的投资。

**证券投资** 指外国、港澳台地区购买(或我国买回)我国(包括地方政府和企业)发行的股票、债券等证券和我国(政府、企业、私人)买卖外国、港澳台地区发行的股票、债券等证券。

**其它投资** 包括外国提供给我国和我国提供给外国的贸易信贷、贷款、货币和存款以及其它资产。

**储备资产增减额** 指我国在黄金储备、外汇储备、在国际货币基金组织的储备头寸、特别提款权、使用基金信贷等方面本年末与上年末余额之间的差额。储备资产增加用负号表示。

# Explanatory Notes on Main Statistical Indicators

**Gross National Product (GNP)** refers to the final result of the primary distribution of the income created by all the resident units of a country (or a region) during a certain period of time. The value-added created by the resident units of a country engaged in production activities is mainly distributed to the resident units of that country while a part of it is distributed to the non-resident units in the form of production tax and import duties (minus subsidies to production and import), remuneration for the labourers and property income. At the meantime, a part of the value-added created abroad is distributed to the resident units of the country in the form of production tax and import duties (minus subsidies to production and import), remuneration for the labourers and property income. Thus the concept of gross national product is formed, which equals to gross domestic product plus net factor income from abroad. Unlike gross domestic product, which is a concept of production, gross national product is a concept of income.

**Gross Domestic Product (GDP)** refers to the final products of all resident units in a country (or a region) during a certain period of time. Gross domestic product is expressed in three different forms, i.e. value, income, and products respectively. The form of value refers to the total value of all products and services produced by all resident units during a certain period of time minus total value of intermediate input of materials and services of the nature of non-fixed assets or the summation of the value-added of all resident units; the form of income includes all the income created by all resident units and distributed primarily to all resident and non-resident units; the form of products refers to the value of all final goods and services for final use by all resident units plus the value of net exports of goods and services during a given period of time. In the practice of national accounting, gross domestic product is calculated with three approaches, i.e. production approach, income approach, and expenditure approach, which reflect gross domestic product and its composition from different aspects.

**Three Industries** Industry structure has been classified according to the historical sequence of development. Primary industry refers to extraction of natural resources; secondary industry involves processing of primary products; and tertiary industry provides services of various kinds for production and consumption. The above classification is universal although it varies to some extent from country to country. Industry in China comprises:

Primary industry: agriculture (including farming, forestry, animal husbandry and fishery).

Secondary industry: industry (including mining and quarrying, manufacturing, production and supply of electricity, water and gas) and construction.

Tertiary industry: all other industries not included in primary or secondary industry.

Due to the fact that tertiary industry involves in a large variety of industries in China, it is divided into two sectors: circulation sector and service sector and further into four levels:

The first level: circulation sector, including transportation, storage, postal and telecommunications, wholesale and retail trade, and catering trade.

The second level: service sector providing services for production and consumption, including banking, insurance, geological survey, water conservancy management, real estates, service for residents, service for agriculture, forestry, animal husbandry, fishery, subsidiary services for transportation and communications, comprehensive technical services, etc.

The third level: service sector for upgrading scientific, educational and cultural level of the people, including education, culture and arts, broadcasting, movies, television, public health, sports, social welfare and scientific research, etc.

The fourth level: sector-providing services for public needs, including government agencies, political parties, social organizations, military and police service.

**GDP Calculated with Expenditure Approach** refers to total expenditure on final consumption, total capital formation and net export of goods and services by resident units of a country in a certain period of time. It reflects the composition of GDP by its use.

**Final Consumption** refers to the total expenditure of resident units on final consumption of goods and services in a certain period, namely the expenditure of the resident units for purchases of goods and services from domestic economic territory and abroad to meet the requirements of material, cultural and spiritual life. It excludes the expenditure of non-resident units on consumption in the economic territory of the country. The final consumption is classified into household consumption and government consumption.

**Households consumption** refers to the total expenditure of resident households on the final consumption of goods and services. The households consumption is calculated at market prices, namely the purchasers prices which the households pay; the purchaser's prices of goods are the prices the households pay when they obtain the goods, including the transport and commercial expenses paid by the households. In addition to the consumption of goods and services bought by the households directly with money, the expenditure on goods and services obtained by the households in other ways, i.e. the so-called imputed expenditure on consumption is also included in the households consumption. The imputation expenditure of the households on consumption includes the following types: (a) the goods and services provided to the households by the units in the form of payment in kind and transfer in kind; (b) the goods and services produced and consumed by the households themselves, in which the services refer only to the services provided by the residential buildings owned by the households; (c) the services of financial intermediary provided by the financial institutions; (d) the insurance services provided by the insurance companies.

**Government Consumption** refers to the expenditure on the consumption of the public services provided by the government to the whole society and the net expenditure on the goods and services provided by the government to the households at free charge or lower prices. The former equals to the output value of the government services minus the value of operating income obtained by the government departments. (The output value of the government services equals to its current operating expenditure plus depreciation of fixed assets). The latter equals to the market value of the goods and services provided by the government free of charge or at low prices to the households minus the value received by the government from the households.

**Total Capital Formation** refers to the fixed assets acquired minus those disposed and the change in inventory, including the total fixed assets formation and the increase in inventory.

**Total Fixed Capital Formation** refers to the value of fixed assets purchased, transferred in by the resident units and those produced and used by themselves deducting the value of fixed assets sold and transferred out. It can be classified into total tangible assets formation and total intangible assets formation. The total tangible assets formation include the value of the construction projects, installation projects completed and the equipment, apparatus and instruments purchased as well as the value of land improved, the value of draught animals, breeding stock, milk, wool and recreational animals and the newly increased economic forest in a certain period. The total intangible assets formation includes the prospecting of minerals, the acquisition of computer software, the originals of recreational works and works of literature and arts minus the disposal of them.

**Increase in Inventory** refers to the market value of the change in inventory, i.e. the difference of value between the beginning and the end of the period. The increase in inventory can be positive or negative. A positive value indicates the increase in inventory while a negative value indicates the decrease in stock. The inventory includes the raw materials, fuels and reserve materials purchased by the production units as well as the inventory of finished products, semi-finished products, work-in-progress, etc.

**Net Export of Goods and Services** refers to the difference of the exports of goods and services minus the imports of goods and services. The imports include the value of various goods and services sold or gratuitously transferred by the resident units to the non-resident units. The imports include the value of various goods and services purchased or gratuitously acquired by the resident units from the non-resident units. Because the provision of services and the use of them happen simultaneously, the import and export of services do not appear to have the phenomena of crossing the border of the country. The acquisition of services by the resident units from abroad is usually treated as import while the acquisition of services by non-resident units in this country is usually treated as export. The export and import of goods are calculated at FOB.

**Labourers' Remuneration** refers to the whole payment of various forms earned by the labourers from the productive activities they are engaged in. It includes wages, bonuses and allowances the labourers earned in monetary form and in kind. It also includes the free medical services provided to the labourers and the medicine expenses, traffic subsidies and social insurance fee paid by the labourers' working units for them. As the individual economy is concerned, since the labourers' remuneration is not easily distinguished from the operating profit, both are treated as labourers remuneration.

**Net Taxes on Production** refers to the residual of the taxes on production minus the subsidies on production. The taxes on production refers to the various taxes, extra charges and fees levied on the production units on their production, sale and business activities as well as on some factors of production, such as fixed assets, land and labour force, used in the production activities they are engaged in. In contrast to the taxes on production, the subsidies on production refer to the unilateral transfer of part of the government's revenue to the production units and are therefore regarded as negative taxes on production. They include subsidies on the

loss due to implementation of government policies, price subsidies to the grain institutions, foreign trade corporations receipts from drawback, etc.

**Depreciation of Fixed Assets** refers to the depreciation of fixed assets of a given period, drawn in accordance with the stipulated depreciation rate for the purpose of compensating the wear loss of the fixed assets or the depreciation of fixed assets calculated in a fictitious way in accordance with the stipulated unified depreciation rate in the national economic accounting system. It reflects the value of transfer of the fixed assets in the production of the current period. The depreciation of fixed assets in various enterprises and institutions managed as enterprises refers to the depreciation expenses actually drawn and calculated as part of the cost. In government agencies and institutions not managed as enterprises, which do not draw the depreciation expenses, as well as for the houses of residents, the depreciation of fixed assets is the imputed depreciation, which is calculated in accordance with the stipulated unified depreciation rate. In principle, the depreciation of fixed assets should be calculated on the basis of the re-purchased value of the fixed assets. However, there is no actual condition to re-evaluate all the fixed assets in China. Therefore, the above-mentioned methods are temporarily adopted at present.

**Operating Surplus** refers to the balance of the value added created by the resident units deducting the labourers' remuneration, net taxes on production and the depreciation of fixed assets. It is equivalent to the business profit of the enterprises plus subsidies on production, but the wages and welfare expenses paid from the profits should be deducted.

**Institutional Units** refer to economic entities that are in a position to own assets and incur liabilities in their own name, and to engage in economic activities and conduct transactions with other entities. Depending on their different role in production, consumption and financing, 4 groups of resident institutional units are identified in the flow of fund tables, namely, non-financial corporations, financial institutions, governments, households and the rest of the world.

**Institutional Sectors** refer groups of institutional units that are classified by their nature. Following groups (or institutional sectors) are identified in the flow of fund accounts: the sector of non-financial corporations, the sector of financial institutions, the sector of governments and the sector of households.

**Non-Financial Corporations and the Sector of Non-Financial Corporations** Non-financial corporations refer to resident corporations that are engaged in the production of goods and the provision of non financial services in the market, mainly covering corporate enterprises of various types. All non-financial corporations make up the sector of non-financial corporations.

**Financial Institutions and the Sector of Financial Institutions** Financial institutions refer to resident institutions that are engaged in the financial services or auxiliary financial activities, mainly covering central banks, commercial banks, policy-related banks, non-banking credit institutions and insurance companies. All financial institutions make up the sector of financial institutions.

**Government Units and the Sector of Governments** Government units refer to legal entities and their auxiliary units within the territory of China that are established through political process and are empowered with legislative, administrative or judicial rights over other institutional units in a given region. The main function of government units is to acquire funds through taxation or other means, to provide public services to the society and households, and to conduct redistribution of income and properties of the society through transfer payment. Government units cover mainly administrative and institutional units of various types. All government units make up the sector of governments.

**Households and the Sector of Households** Households refer to resident individuals or groups of resident individuals who share common living facilities, pool together entire or part of their income and properties at their common disposal, and share their housing, food and other consumer goods and services. All households make up the sector of households.

**Non-resident Units and the Sector of the Rest of the World** Non-resident units refer to of units that are of a non-resident nature. All non-resident units that have transactions with resident units make up the sector the rest of the world.

**Total Income of Primary Distribution** Primary distribution refers to the distribution of value-added in the form of compensation for labours, depreciation of fixed assets, production taxes and property income. The sum of income obtained through primary distribution is called the total income of primary distribution.

**Current Transfers** refers to one-way transfers with physical and fund form in sectors. Include payment to social securities, social allowances remittance from overseas Chinese, grants, donations and reparations and so on.

**Total Disposable Income** refers to income received by institutional sectors on the basis of total income of primary distribution and through current transfers. This is the income that is used for final consumption and savings.

**Total Savings** is the difference between total disposable income and the final consumption.

**Capital Transfer** refers to the free payment from one sector to another sector for capital formation, and is a transaction that seeks no return from the recipient. The capital transfer differs from the current transfer in 2 aspects. Firstly, the objective of the transfer is investment rather than consumption. Secondly, capital transfer features the transfer of the ownership of the capital rather than the utilization right of the capital. Capital transfer includes investment subsidies and other capital transfers. Under the current situation in China, investment subsidies refer to investment allocations from government finance, i.e. the financial allocations that are used for capital construction, updating and transformation projects and other investment in fixed assets.

**Net Financial Investment** refers to total savings plus the net income from capital transfer minus the gross capital formation from the point of view of physical transaction. In terms of monetary transaction, it is the increased value of financial assets minus the increase of the financial liabilities.

**Currency in Circulation** refers to currency that is in circulation in the market, including notes and fractional currency.

**Savings Deposit** refers to deposits of all types, including current deposit, fixed deposit, household savings deposit, government deposit, foreign exchange deposit and other deposits.

**Loans** refer to loans of all forms provided by financial institutions to non-financial sectors, including short-term loans, medium and long-term loans, government loans, foreign exchange loans and other loans.

**Securities** include bonds and stocks.

**Insurance Reserve Funds** refer to reserve fund for life insurance, the net pension fund, advance payment of premium and non-claimed reserves.

**Settlement Fund** refers to bank fund that is in the process of remittance.

**Transactions Between Financial Institutions** refer to flow of capital between financial institutions, including inter-bank deposits and loans.

**Reserve Funds** refer to savings of financial institutions in the central bank and designated reserves to the central bank. ¥

**Loans from the Central Bank** refer to loans from the central bank to financial institutions.

**Current Account** includes goods, services, earnings and current transfers.

**Goods** refer to imported or exported goods through Chinese customs. Figures in the Yearbook are based on customs statistics, adjusted in line with the concepts and definitions of the balance of payment statistics and with the change in the ownership of commodities. Statistics on both exports and imports are valued at f.o.b.prices.

**Services** include transportation, tourism, communications, construction, insurance, international financial services, computer and information service, royalty for patent, trademarks and other special rights, commercial services, personal cultural and recreational services and government services.

**Earnings** include compensation of employees and earnings from investment (including earnings from and expenses on direct investment, security investment and other investment, as well as reinvestment of earnings from direct investment).

**Capital Account** includes capital transfers such as immigration transfer, reduction or exemption of debts, etc..


**Financial Account** includes direct investment, security investment and other investments.

**Direct Investment** refers to investment, made in forms of exclusive investment, joint investment, contracted operation and cooperative development, by foreign investors or investors from Hong Kong, Macao and Taiwan in China, or by Chinese investors in foreign countries or in Hong Kong, Macao and Taiwan.

**Security Investment** refers to the purchase of stocks and securities issued by central and local governments and enterprises in China by institutions or individuals of foreign countries or from Hong Kong, Macao and Taiwan ( and the re-purchase by Chinese institutions), and the purchase and selling of stocks and securities issued in foreign countries and in Hong Kong, Macao and Taiwan by Chinese governments, enterprises and individuals.

**Other Investment** includes trade credits, loans, currency, savings and other assets, provided by foreign countries to China and by China to foreign countries.

**Reserve Assets, Net Increase** refers to the net balance between the end of the reference year and the end of the previous year, in the gold reserve, foreign exchange reserve, reserve and special drawing rights in the International Monetary Fund, and the use of the Fund's credits. The increase in the reserve assets is expressed as a negative figure.




人口性别比变动情况 (女性=100)  
Sex Change of Population (Female=100)



农业人口与非农业人口 (万人)  
Agricultural and Non-Agricultural Population (10,000 persons)



Population



人口密度(人/平方公里)  
Population Density (person/sq.km)

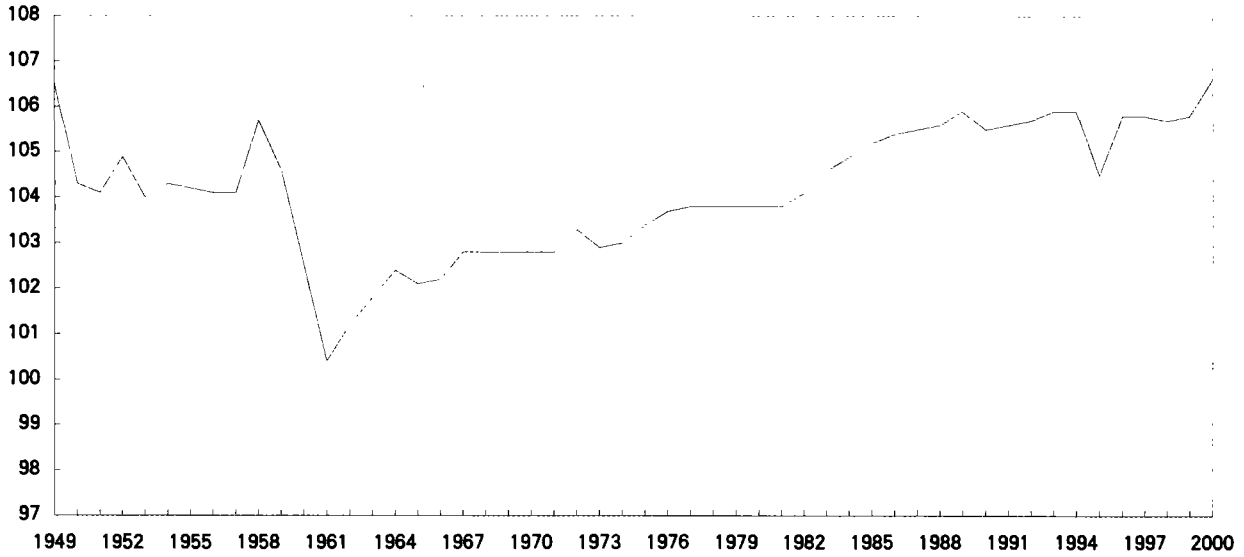


河南统计年鉴  
HENAN STATISTICAL YEARBOOK

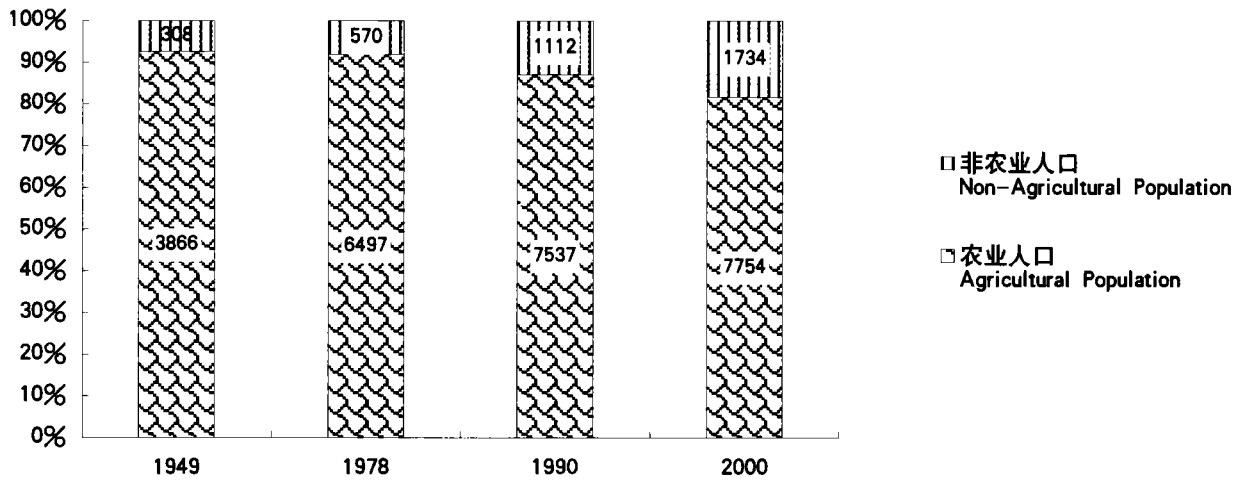
**编 辑：**方国根  
*Editor: Fang Guogen*

**英文翻译：**罗勤礼  
*English translator: Luo Qinli*

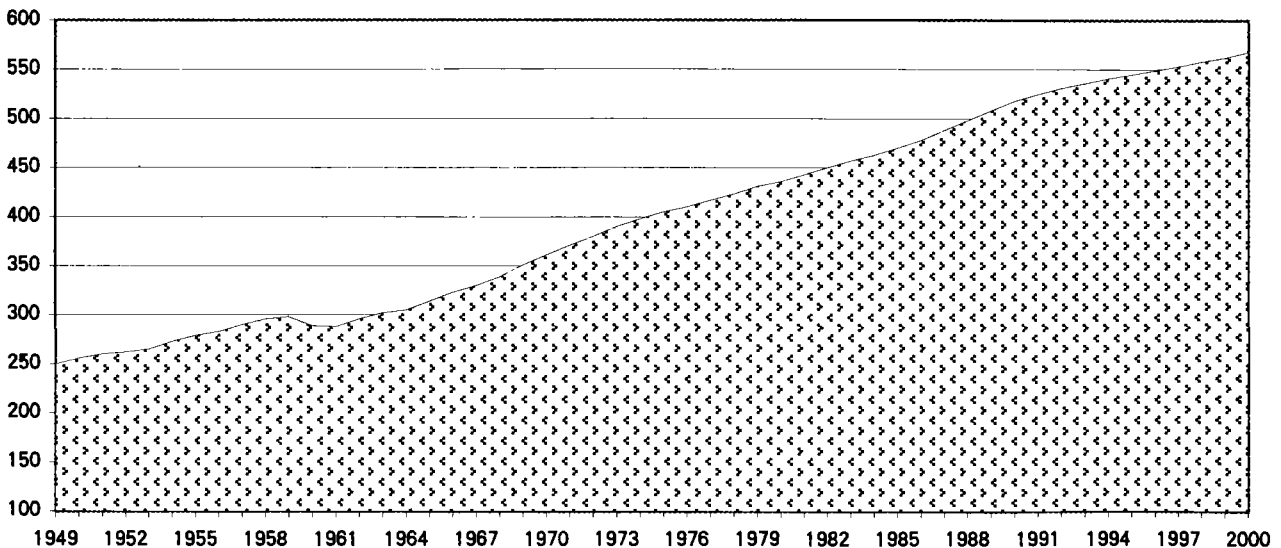
人口性别比变动情况 (女性=100)  
Sex Change of Population (Female=100)



农业人口与非农业人口(万人)  
Agricultural and Non-agricultural (10000 persons)



人口密度(人/平方公里)  
Population Density (person/sq.km)





4-1 历年总人口(年底数)  
Total Population over the Years(Year-end)

单位:万人 (10 000 persons)

| 年份<br>Year | 总人口数<br>Total Population | 按性别分<br>By Sex |             | 性别比<br>(女=100)<br>Sex Ratio<br>(Female=100) | 按城乡分<br>By Residence |             | 按农业、非农业分<br>By Agricultural<br>& Non-agricultural |                         | 人口密度<br>(人/平方公里)<br>Population<br>Density<br>(person/sq.km) |
|------------|--------------------------|----------------|-------------|---|----------------------|-------------|---|-------------------------|---|
|            |                          | 男<br>Male      | 女<br>Female |   | 市镇<br>Urban          | 乡村<br>Rural | 农业<br>Agricultural                                | 非农业<br>Non-agricultural |   |
|            |                          | 1949           | 4174        | 2153  | 2021                 | 106.5       | 265   | 3909                    | 3866  |
| 1950       | 4282                     | 2186           | 2096        | 104.3                                       |                      |             | 4009  | 273                     | 256   |
| 1951       | 4342                     | 2215           | 2127        | 104.1                                       |                      |             | 4079  | 263                     | 260   |
| 1952       | 4371                     | 2238           | 2133        | 104.9                                       |                      |             | 4133  | 238                     | 262   |
| 1953       | 4425                     | 2256           | 2169        | 104.0                                       |                      |             | 4125  | 300                     | 265   |
| 1954       | 4560                     | 2328           | 2232        | 104.3                                       | 350                  | 4210        | 4214  | 346                     | 273   |
| 1955       | 4652                     | 2373           | 2279        | 104.2                                       | 373                  | 4279        | 4279  | 373                     | 279   |
| 1956       | 4733                     | 2414           | 2319        | 104.1                                       | 436                  | 4297        | 4422  | 311                     | 283   |
| 1957       | 4840                     | 2469           | 2371        | 104.1                                       | 488                  | 4352        | 4496  | 344                     | 290   |
| 1958       | 4943                     | 2540           | 2403        | 105.7                                       | 507                  | 4436        | 4487  | 456                     | 296   |
| 1959       | 4979                     | 2546           | 2433        | 104.6                                       | 564                  | 4415        | 4475  | 504                     | 298   |
| 1960       | 4818                     | 2439           | 2379        | 102.5                                       | 583                  | 4235        | 4286  | 532                     | 289   |
| 1961       | 4803                     | 2407           | 2396        | 100.4                                       | 555                  | 4248        | 4393  | 410                     | 288   |
| 1962       | 4940                     | 2485           | 2455        | 101.2                                       | 522                  | 4418        | 4571  | 369                     | 296   |
| 1963       | 5036                     | 2540           | 2496        | 101.8                                       | 548                  | 4488        | 4649  | 387                     | 302   |
| 1964       | 5099                     | 2579           | 2520        | 102.4                                       | 560                  | 4539        | 4686  | 413                     | 305   |
| 1965       | 5240                     | 2648           | 2592        | 102.1                                       | 576                  | 4664        | 4814  | 426                     | 314   |
| 1966       | 5386                     | 2722           | 2664        | 102.2                                       | 589                  | 4797        | 4958  | 428                     | 323   |
| 1967       | 5507                     | 2791           | 2716        | 102.8                                       |                      |             | 5078  | 429                     | 330   |
| 1968       | 5665                     | 2872           | 2793        | 102.8                                       |                      |             | 5239  | 426                     | 339   |
| 1969       | 5860                     | 2971           | 2889        | 102.8                                       |                      |             | 5434  | 426                     | 351   |
| 1970       | 6026                     | 3055           | 2971        | 102.8                                       |                      |             | 5574  | 452                     | 361   |
| 1971       | 6195                     | 3140           | 3055        | 102.8                                       | 683                  | 5512        | 5677  | 518                     | 371   |
| 1972       | 6344                     | 3223           | 3121        | 103.3                                       | 715                  | 5629        | 5842  | 502                     | 380   |
| 1973       | 6517                     | 3305           | 3212        | 102.9                                       | 739                  | 5778        | 6003  | 514                     | 390   |
| 1974       | 6647                     | 3373           | 3274        | 103.0                                       | 757                  | 5890        | 6128  | 519                     | 398   |
| 1975       | 6758                     | 3436           | 3322        | 103.4                                       | 767                  | 5991        | 6233  | 525                     | 405   |
| 1976       | 6852                     | 3488           | 3364        | 103.7                                       | 783                  | 6069        | 6316  | 536                     | 410   |
| 1977       | 6957                     | 3544           | 3413        | 103.8                                       | 827                  | 6130        | 6411  | 546                     | 417   |
| 1978       | 7067                     | 3599           | 3468        | 103.8                                       | 854                  | 6213        | 6497  | 570                     | 423   |
| 1979       | 7189                     | 3662           | 3527        | 103.8                                       | 872                  | 6317        | 6554  | 635                     | 431   |
| 1980       | 7285                     | 3710           | 3575        | 103.8                                       | 895                  | 6390        | 6608  | 677                     | 436   |
| 1981       | 7397                     | 3768           | 3629        | 103.8                                       | 930                  | 6467        | 6684  | 713                     | 443   |
| 1982       | 7519                     | 3835           | 3684        | 104.1                                       | 1025                 | 6494        | 6772  | 747                     | 450   |
| 1983       | 7632                     | 3902           | 3730        | 104.6                                       | 1175                 | 6457        | 6859  | 773                     | 457   |
| 1984       | 7737                     | 3960           | 3777        | 104.9                                       | 1228                 | 6509        | 6905  | 832                     | 463   |
| 1985       | 7847                     | 4022           | 3825        | 105.2                                       | 1440                 | 6407        | 6946  | 901                     | 470   |
| 1986       | 7985                     | 4097           | 3888        | 105.4                                       | 1674                 | 6311        | 7069  | 916                     | 478   |
| 1987       | 8148                     | 4184           | 3964        | 105.5                                       | 2030                 | 6118        | 7185  | 963                     | 488   |
| 1988       | 8317                     | 4272           | 4045        | 105.6                                       | 2661                 | 5656        | 7301  | 1016                    | 498   |
| 1989       | 8491                     | 4366           | 4125        | 105.9                                       | 2884                 | 5607        | 7426  | 1065                    | 508   |
| 1990       | 8649                     | 4440           | 4209        | 105.5                                       | 3087                 | 5562        | 7537  | 1112                    | 518   |
| 1991       | 8763                     | 4501           | 4262        | 105.6                                       | 3213                 | 5550        | 7618  | 1145                    | 525   |
| 1992       | 8861                     | 4554           | 4307        | 105.7                                       | 3307                 | 5554        | 7656  | 1205                    | 531   |
| 1993       | 8946                     | 4602           | 4344        | 105.9                                       | 3527                 | 5419        | 7659  | 1287                    | 536   |
| 1994       | 9027                     | 4643           | 4384        | 105.9                                       | 4260                 | 4767        | 7632  | 1395                    | 541   |
| 1995       | 9100                     | 4651           | 4449        | 104.5                                       | 4571                 | 4529        | 7622  | 1478                    | 545   |
| 1996       | 9172                     | 4715           | 4457        | 105.8                                       | 4930                 | 4242        | 7631  | 1541                    | 549   |
| 1997       | 9243                     | 4751           | 4492        | 105.8                                       | 5225                 | 4018        | 7644  | 1599                    | 553   |
| 1998       | 9315                     | 4787           | 4528        | 105.7                                       | 5570                 | 3745        | 7671  | 1644                    | 558   |
| 1999       | 9387                     | 4825           | 4562        | 105.8                                       | 5722                 | 3665        | 7707  | 1680                    | 562   |
| 2000       | 9488                     | 4895           | 4593        | 106.6                                       | 5931                 | 3557        | 7754  | 1734                    | 568   |

注: 1.非农业人口、市镇人口数为公安年报数据,男女人口数是按公安年报男女比例调整的。

2.1971-1981年、1984-1989年、2000年总人口数是根据1982年、1990年、2000年人口普查数据调整的。

3.1990-1999年数据是人口变动抽样调查调整数。

a)Non-agricultural Population and Urban Population were taken from the annual reports of the Bureau of Public Security, Male and Female Population were adjusted on the basis of the annual reports of the Bureau of Public Security about sex ratio.

b)Data in 1971-1981, 1984-1989 and 2000 were adjusted on the basis of the 1982, 1990 and 2000 National Population Censuses.

c)Data in 1990-1999 have been calculated and adjusted on the basis of the annual National Sample Surveys on Population changes.

## 4-2 历年市总户数、总人口数(年底数)

## Total Number of Households and Population in Cities over the Year(Year-end)

本表为公安年报数。

Data in this table are taken from the annual reports of the Bureau of Public Security.

| 年份<br>Year | 市数<br>(个)<br>City<br>(unit) | 总户数<br>(万户)<br>Total Number<br>of Households<br>(10 000<br>households) | 总人口数<br>(万人)<br>Total<br>Population<br>(10 000<br>persons) | 性别比<br>(女=100)<br>Sex Ratio<br>(Female= |             | 非农业人口<br>Non-agricultural<br>人口数<br>(万人)<br>Population<br>(10 000<br>persons) | 占总人口%<br>% to Total<br>Population |      |
|------------|-----------------------------|--|--|---|-------------|---|-----------------------------------|------|
|            |                             |  |  | 男<br>Male                               | 女<br>Female |   |                                   | 100) |
| 1949       | 13                          | 26   | 110  | 59                                      | 51          | 116.9   | 85                                | 77.6 |
| 1950       | 13                          | 31   | 133  | 71                                      | 62          | 113.6   | 93                                | 70.0 |
| 1951       | 13                          | 34   | 147  | 77                                      | 70          | 111.0   | 101                               | 68.6 |
| 1952       | 13                          | 34   | 150  | 80                                      | 70          | 113.3   | 95                                | 63.2 |
| 1953       | 13                          | 38   | 173  | 93                                      | 80          | 115.9   | 113                               | 65.0 |
| 1954       | 13                          | 40   | 188  | 102                                     | 86          | 118.4   | 126                               | 67.4 |
| 1955       | 15                          | 45   | 215  | 114                                     | 101         | 113.5   | 140                               | 65.0 |
| 1956       | 16                          | 52   | 249  | 134                                     | 115         | 115.7   | 160                               | 64.1 |
| 1957       | 16                          | 56   | 270  | 144                                     | 126         | 113.5   | 177                               | 65.6 |
| 1958       | 14                          | 61   | 323  | 184                                     | 139         | 132.1   | 224                               | 69.4 |
| 1959       | 14                          | 69   | 375  | 215                                     | 160         | 134.4   | 258                               | 68.8 |
| 1960       | 14                          | 65   | 407  | 232                                     | 175         | 133.0   | 284                               | 69.8 |
| 1961       | 14                          | 73   | 383  | 206                                     | 177         | 116.8   | 243                               | 63.6 |
| 1962       | 14                          | 74   | 370  | 194                                     | 176         | 110.7   | 222                               | 59.9 |
| 1963       | 14                          | 78   | 391  | 205                                     | 186         | 110.2   | 235                               | 60.2 |
| 1964       | 14                          | 76   | 397  | 208                                     | 189         | 110.4   | 248                               | 62.4 |
| 1965       | 14                          | 78   | 408  | 214                                     | 194         | 109.9   | 255                               | 62.4 |
| 1966       | 14                          | 78   | 415  | 217                                     | 198         | 110.1   | 258                               | 62.1 |
| 1967       | 14                          |  | 432  |   |             |   | 263                               | 60.9 |
| 1968       | 14                          |  | 438  |   |             |   | 263                               | 60.1 |
| 1969       | 14                          |  | 448  |   |             |   | 269                               | 59.9 |
| 1970       | 14                          |  | 461  |   |             |   | 277                               | 60.0 |
| 1971       | 14                          | 92   | 481  | 254                                     | 227         | 111.6   | 290                               | 60.1 |
| 1972       | 14                          | 95   | 502  | 264                                     | 238         | 111.3   | 303                               | 60.5 |
| 1973       | 14                          | 100  | 519  | 273                                     | 246         | 111.3   | 310                               | 59.8 |
| 1974       | 14                          | 102  | 529  | 279                                     | 250         | 111.2   | 315                               | 59.6 |
| 1975       | 14                          | 103  | 535  | 282                                     | 253         | 111.6   | 319                               | 59.6 |
| 1976       | 14                          | 111  | 545  | 288                                     | 257         | 111.7   | 325                               | 59.6 |
| 1977       | 14                          | 120  | 580  | 307                                     | 273         | 112.2   | 335                               | 57.7 |
| 1978       | 14                          | 125  | 599  | 317                                     | 282         | 112.2   | 349                               | 58.3 |
| 1979       | 14                          | 125  | 594  | 313                                     | 281         | 111.4   | 365                               | 61.5 |
| 1980       | 16                          | 136  | 635  | 334                                     | 301         | 110.7   | 398                               | 62.7 |
| 1981       | 17                          | 148  | 667  | 351                                     | 316         | 111.3   | 416                               | 62.3 |
| 1982       | 17                          | 162  | 714  | 377                                     | 337         | 111.9   | 434                               | 60.8 |
| 1983       | 18                          | 193  | 839  | 440                                     | 399         | 110.3   | 454                               | 54.1 |
| 1984       | 18                          | 202  | 861  | 451                                     | 410         | 110.2   | 475                               | 55.1 |
| 1985       | 18                          | 212  | 882  | 462                                     | 420         | 109.9   | 498                               | 56.4 |
| 1986       | 18                          | 223  | 907  | 474                                     | 433         | 109.6   | 515                               | 56.7 |
| 1987       | 18                          | 215  | 835  | 438                                     | 397         | 110.1   | 530                               | 63.5 |
| 1988       | 24                          | 339  | 1347   | 700                                     | 647         | 108.2   | 600                               | 44.5 |
| 1989       | 25                          | 365  | 1423   | 739                                     | 684         | 108.0   | 629                               | 44.2 |
| 1990       | 26                          | 381  | 1471   | 762                                     | 709         | 107.5   | 649                               | 44.1 |
| 1991       | 27                          | 407  | 1572   | 815                                     | 757         | 107.6   | 674                               | 42.9 |
| 1992       | 27                          | 422  | 1605   | 830                                     | 775         | 107.1   | 700                               | 43.6 |
| 1993       | 28                          | 453  | 1698   | 878                                     | 820         | 107.1   | 737                               | 43.4 |
| 1994       | 36                          | 520  | 2449   | 1260                                    | 1189        | 106.0   | 894                               | 36.5 |
| 1995       | 36                          | 663  | 2488   | 1278                                    | 1210        | 105.6   | 911                               | 36.6 |
| 1996       | 38                          | 708  | 2684   | 1378                                    | 1306        | 105.5   | 970                               | 36.1 |
| 1997       | 38                          | 754  | 2832   | 1452                                    | 1380        | 105.2   | 1012                              | 35.7 |
| 1998       | 38                          | 801  | 2974   | 1524                                    | 1450        | 105.2   | 1051                              | 35.4 |
| 1999       | 38                          | 811  | 3001   | 1537                                    | 1464        | 105.0   | 1075                              | 35.8 |
| 2000       | 38                          | 829  | 3044   | 1559                                    | 1485        | 105.0   | 1120                              | 36.8 |

## 4-3 历年镇人口数 (年底数)

## Total Population in Town over the Year(Year-end)

本表为公安年报数。

Data in this table are taken from the annual reports of the Bureau of Public Security.

单位:万人

(10 000 persons)

| 年份<br>Year | 总人口数<br>Total Population | 非农业人口<br>Non-agricultural Population |                                | 农业人口<br>Agricultural Population |                                |
|------------|--------------------------|--------------------------------------|--------------------------------|---------------------------------|--------------------------------|
|            |                          | 人口数<br>Population                    | 占总人口%<br>% to Total Population | 人口数<br>Population               | 占总人口%<br>% to Total Population |
| 1954       | 163                      |                                      |                                |                                 |                                |
| 1955       | 158                      |                                      |                                |                                 |                                |
| 1956       | 187                      |                                      |                                |                                 |                                |
| 1957       | 217                      | 94                                   | 43.1                           | 123                             | 56.9                           |
| 1958       | 184                      |                                      |                                |                                 |                                |
| 1959       | 189                      |                                      |                                |                                 |                                |
| 1960       | 176                      |                                      |                                |                                 |                                |
| 1961       | 172                      | 110                                  | 63.8                           | 62                              | 36.2                           |
| 1962       | 152                      | 94                                   | 61.8                           | 58                              | 38.2                           |
| 1963       | 157                      | 96                                   | 61.1                           | 61                              | 38.9                           |
| 1964       | 163                      | 99                                   | 60.5                           | 64                              | 39.5                           |
| 1965       | 168                      | 101                                  | 59.8                           | 67                              | 40.2                           |
| 1966       | 173                      | 100                                  | 57.7                           | 73                              | 42.3                           |
| 1967       |                          |                                      |                                |                                 |                                |
| 1968       |                          |                                      |                                |                                 |                                |
| 1969       |                          |                                      |                                |                                 |                                |
| 1970       |                          |                                      |                                |                                 |                                |
| 1971       | 201                      | 110                                  | 54.8                           | 91                              | 45.2                           |
| 1972       | 214                      | 113                                  | 53.0                           | 101                             | 47.0                           |
| 1973       | 219                      | 115                                  | 52.5                           | 104                             | 47.5                           |
| 1974       | 228                      | 120                                  | 52.5                           | 108                             | 47.5                           |
| 1975       | 232                      | 120                                  | 51.7                           | 112                             | 48.3                           |
| 1976       | 238                      | 123                                  | 51.6                           | 115                             | 48.4                           |
| 1977       | 247                      | 126                                  | 51.0                           | 121                             | 49.0                           |
| 1978       | 255                      | 132                                  | 51.6                           | 123                             | 48.4                           |
| 1979       | 278                      | 160                                  | 57.7                           | 118                             | 42.3                           |
| 1980       | 260                      | 161                                  | 61.8                           | 99                              | 38.2                           |
| 1981       | 263                      | 165                                  | 62.8                           | 98                              | 37.2                           |
| 1982       | 311                      | 176                                  | 56.5                           | 135                             | 43.5                           |
| 1983       | 336                      | 184                                  | 54.8                           | 152                             | 45.2                           |
| 1984       | 366                      | 199                                  | 54.4                           | 167                             | 45.6                           |
| 1985       | 558                      | 232                                  | 41.6                           | 326                             | 58.4                           |
| 1986       | 767                      | 247                                  | 32.2                           | 520                             | 67.8                           |
| 1987       | 1195                     | 278                                  | 23.2                           | 917                             | 76.8                           |
| 1988       | 1314                     | 275                                  | 20.9                           | 1039                            | 79.1                           |
| 1989       | 1461                     | 295                                  | 20.2                           | 1166                            | 79.8                           |
| 1990       | 1616                     | 322                                  | 19.9                           | 1294                            | 80.1                           |
| 1991       | 1641                     | 336                                  | 20.5                           | 1305                            | 79.5                           |
| 1992       | 1702                     | 365                                  | 21.4                           | 1337                            | 78.6                           |
| 1993       | 1830                     | 409                                  | 22.3                           | 1421                            | 77.7                           |
| 1994       | 2515                     | 523                                  | 20.8                           | 1992                            | 79.2                           |
| 1995       | 2820                     | 564                                  | 20.0                           | 2256                            | 80.0                           |
| 1996       | 3174                     | 609                                  | 19.2                           | 2565                            | 80.8                           |
| 1997       | 3419                     | 646                                  | 18.9                           | 2773                            | 81.1                           |
| 1998       | 3725                     | 672                                  | 18.0                           | 3053                            | 82.0                           |
| 1999       | 3899                     | 691                                  | 17.7                           | 3208                            | 82.3                           |
| 2000       | 4134                     | 715                                  | 17.3                           | 3419                            | 82.7                           |

## 4-4 历年人口自然变动情况

### Changes of Population over the Years

单位: 万人

(10 000 persons)

| 年份<br>Year | 年平均<br>人口数<br>Average Person<br>Per Year | 出生<br>人口数<br>Number<br>of Birth | 出生率<br>(%)<br>Birth Rate<br>(%) | 死亡<br>人口数<br>Number<br>of Death | 死亡率<br>(%)<br>Death Rate<br>(%) | 自然增加<br>人口数<br>Number of<br>Natural Growth | 自然增长率<br>(%)<br>Natural Growth<br>Rate (%) |
|------------|--|---------------------------------|---------------------------------|---------------------------------|---------------------------------|--|--|
| 1954       | 4492                                     | 186                             | 41.49                           | 60                              | 13.32                           | 126  | 28.17                                      |
| 1955       | 4606                                     | 142                             | 30.79                           | 54                              | 11.75                           | 88   | 19.04                                      |
| 1956       | 4693                                     | 168                             | 35.85                           | 66                              | 14.00                           | 102  | 21.85                                      |
| 1957       | 4787                                     | 161                             | 33.67                           | 56                              | 11.80                           | 105  | 21.87                                      |
| 1958       | 4891                                     | 162                             | 33.15                           | 62                              | 12.69                           | 100  | 20.46                                      |
| 1959       | 4961                                     | 139                             | 28.06                           | 70                              | 14.10                           | 69   | 13.96                                      |
| 1960       | 4898                                     | 68                              | 13.98                           | 193                             | 39.56                           | -125                                       | -25.58                                     |
| 1961       | 4811                                     | 73                              | 15.25                           | 49                              | 10.20                           | 24   | 5.05                                       |
| 1962       | 4872                                     | 183                             | 37.50                           | 39                              | 8.04                            | 144  | 29.46                                      |
| 1963       | 4970                                     | 224                             | 45.08                           | 47                              | 9.43                            | 177  | 35.65                                      |
| 1964       | 5089                                     | 182                             | 35.84                           | 54                              | 10.61                           | 128  | 25.23                                      |
| 1965       | 5170                                     | 187                             | 36.10                           | 44                              | 8.45                            | 143  | 27.65                                      |
| 1966       | 5313                                     | 191                             | 36.04                           | 44                              | 8.24                            | 147  | 27.80                                      |
| 1967       | 5447                                     | 168                             | 30.81                           | 47                              | 8.59                            | 121  | 22.22                                      |
| 1968       | 5586                                     | 202                             | 36.20                           | 44                              | 7.91                            | 158  | 28.29                                      |
| 1969       | 5763                                     | 236                             | 40.95                           | 41                              | 7.11                            | 195  | 33.84                                      |
| 1970       | 5943                                     | 211                             | 35.54                           | 45                              | 7.61                            | 166  | 27.93                                      |
| 1971       | 6110                                     | 205                             | 33.50                           | 46                              | 7.46                            | 159  | 26.04                                      |
| 1972       | 6270                                     | 202                             | 32.21                           | 45                              | 7.17                            | 157  | 25.04                                      |
| 1973       | 6431                                     | 202                             | 31.47                           | 47                              | 7.27                            | 155  | 24.20                                      |
| 1974       | 6582                                     | 184                             | 28.02                           | 49                              | 7.44                            | 135  | 20.58                                      |
| 1975       | 6703                                     | 158                             | 23.65                           | 51                              | 7.66                            | 107  | 15.99                                      |
| 1976       | 6805                                     | 148                             | 21.74                           | 49                              | 7.18                            | 99   | 14.56                                      |
| 1977       | 6904                                     | 148                             | 21.40                           | 49                              | 7.04                            | 99   | 14.36                                      |
| 1978       | 7012                                     | 154                             | 21.92                           | 44                              | 6.30                            | 110  | 15.62                                      |
| 1979       | 7128                                     | 153                             | 21.51                           | 45                              | 6.35                            | 108  | 15.16                                      |
| 1980       | 7237                                     | 145                             | 20.00                           | 46                              | 6.32                            | 99   | 13.68                                      |
| 1981       | 7341                                     | 151                             | 20.64                           | 48                              | 6.57                            | 103  | 14.07                                      |
| 1982       | 7458                                     | 153                             | 20.62                           | 46                              | 6.21                            | 107  | 14.41                                      |
| 1983       | 7576                                     | 154                             | 20.38                           | 48                              | 6.30                            | 106  | 14.08                                      |
| 1984       | 7685                                     | 145                             | 18.89                           | 48                              | 6.26                            | 97   | 12.63                                      |
| 1985       | 7792                                     | 157                             | 20.09                           | 48                              | 6.13                            | 109  | 13.96                                      |
| 1986       | 7916                                     | 187                             | 23.65                           | 51                              | 6.44                            | 136  | 17.21                                      |
| 1987       | 8067                                     | 212                             | 26.22                           | 51                              | 6.32                            | 161  | 19.90                                      |
| 1988       | 8233                                     | 214                             | 25.95                           | 48                              | 5.83                            | 166  | 20.12                                      |
| 1989       | 8404                                     | 223                             | 26.51                           | 48                              | 5.76                            | 175  | 20.75                                      |
| 1990       | 8570                                     | 214                             | 24.92                           | 56                              | 6.52                            | 158  | 18.40                                      |
| 1991       | 8706                                     | 172                             | 19.78                           | 58                              | 6.63                            | 114  | 13.15                                      |
| 1992       | 8812                                     | 159                             | 18.13                           | 61                              | 6.99                            | 98   | 11.14                                      |
| 1993       | 8904                                     | 141                             | 15.87                           | 56                              | 6.35                            | 85   | 9.52                                       |
| 1994       | 8987                                     | 138                             | 15.36                           | 57                              | 6.34                            | 81   | 9.02                                       |
| 1995       | 9064                                     | 130                             | 14.41                           | 57                              | 6.28                            | 73   | 8.13                                       |
| 1996       | 9136                                     | 130                             | 14.28                           | 58                              | 6.44                            | 72   | 7.84                                       |
| 1997       | 9208                                     | 129                             | 13.97                           | 58                              | 6.30                            | 71   | 7.67                                       |
| 1998       | 9279                                     | 131                             | 14.17                           | 59                              | 6.37                            | 72   | 7.80                                       |
| 1999       | 9351                                     | 132                             | 14.07                           | 60                              | 6.35                            | 72   | 7.72                                       |
| 2000       | 9438                                     | 123                             | 13.07                           | 56                              | 5.93                            | 67   | 7.14                                       |

注: 1971-1981年、1984-1989年、2000年数据是根据1982年、1990年、2000年人口普查数据调整的, 1990-1999年数据是人口变动抽样调查调整数。

a) Data in 1971-1981, 1984-1989 and 2000 were adjusted on the basis of the 1982, 1990 and 2000 National Population Censuses. Data in 1990-1999 have been adjusted on the basis of the annual National Sample Surveys Population changes.

## 4-5 历年市人口自然变动情况

## Changes of Population in Cities over the Years

本表为公安年报数。

Data in this table are taken from the annual reports of the Bureau of Public Security.

单位: 万人

(10 000 persons)

| 年份<br>Year | 年平均<br>人口数<br>Average Person<br>Per Year | 出生<br>人口数<br>Number<br>of Birth | 出生率<br>(%)<br>Birth Rate<br>(‰) | 死亡<br>人口数<br>Number<br>of Death | 死亡率<br>(%)<br>Death Rate<br>(‰) | 自然增加<br>人口数<br>Number of<br>Natural Growth | 自然增长率<br>(%)<br>Natural Growth<br>Rate (‰) |
|------------|--|---------------------------------|---------------------------------|---------------------------------|---------------------------------|--|--|
| 1954       | 180                                      | 8                               | 41.10                           | 2                               | 9.47                            | 6  | 31.63                                      |
| 1955       | 210                                      | 7                               | 35.36                           | 2                               | 9.66                            | 5  | 25.70                                      |
| 1956       | 237                                      | 8                               | 31.30                           | 2                               | 7.58                            | 6  | 23.72                                      |
| 1957       | 260                                      | 11                              | 43.78                           | 2                               | 8.98                            | 9  | 34.80                                      |
| 1958       | 292                                      | 9                               | 32.04                           | 2                               | 8.61                            | 7  | 23.43                                      |
| 1959       | 396                                      | 11                              | 26.93                           | 4                               | 9.02                            | 7  | 17.91                                      |
| 1960       | 1105                                     | 21                              | 19.29                           | 21                              | 19.48                           |  | -0.19                                      |
| 1961       | 396                                      | 7                               | 17.88                           | 3                               | 8.32                            | 4  | 9.56                                       |
| 1962       | 377                                      | 13                              | 34.99                           | 2                               | 6.59                            | 11   | 28.40                                      |
| 1963       | 381                                      | 21                              | 53.75                           | 3                               | 6.97                            | 18   | 46.78                                      |
| 1964       | 389                                      | 14                              | 37.13                           | 3                               | 7.64                            | 11   | 29.49                                      |
| 1965       | 402                                      | 14                              | 33.88                           | 3                               | 6.48                            | 11   | 27.40                                      |
| 1966       | 412                                      | 12                              | 29.01                           | 3                               | 6.61                            | 9  | 22.40                                      |
| 1967       |  |                                 |                                 |                                 |                                 |  |  |
| 1968       |  |                                 |                                 |                                 |                                 |  |  |
| 1969       |  |                                 |                                 |                                 |                                 |  |  |
| 1970       |  |                                 |                                 |                                 |                                 |  |  |
| 1971       | 473                                      | 12                              | 25.49                           | 2                               | 5.24                            | 10   | 20.25                                      |
| 1972       | 492                                      | 12                              | 24.49                           | 3                               | 5.33                            | 9  | 19.16                                      |
| 1973       | 513                                      | 11                              | 22.02                           | 3                               | 5.25                            | 8  | 16.77                                      |
| 1974       | 524                                      | 10                              | 18.90                           | 3                               | 5.36                            | 7  | 13.54                                      |
| 1975       | 532                                      | 9                               | 16.79                           | 3                               | 5.47                            | 6  | 11.32                                      |
| 1976       | 540                                      | 8                               | 15.48                           | 3                               | 5.28                            | 5  | 10.20                                      |
| 1977       | 574                                      | 9                               | 16.62                           | 3                               | 5.46                            | 6  | 11.16                                      |
| 1978       | 590                                      | 9                               | 15.13                           | 3                               | 5.11                            | 6  | 10.02                                      |
| 1979       | 585                                      | 8                               | 13.98                           | 3                               | 5.02                            | 5  | 8.96                                       |
| 1980       | 626                                      | 6                               | 10.28                           | 3                               | 4.93                            | 3  | 5.35                                       |
| 1981       | 655                                      | 8                               | 12.84                           | 3                               | 4.94                            | 5  | 7.90                                       |
| 1982       | 704                                      | 11                              | 15.58                           | 3                               | 4.80                            | 8  | 10.78                                      |
| 1983       | 830                                      | 10                              | 12.71                           | 4                               | 5.10                            | 6  | 7.61                                       |
| 1984       | 852                                      | 10                              | 11.46                           | 4                               | 4.96                            | 6  | 6.50                                       |
| 1985       | 872                                      | 10                              | 11.00                           | 4                               | 4.90                            | 6  | 6.10                                       |
| 1986       | 898                                      | 12                              | 13.05                           | 4                               | 4.69                            | 8  | 8.36                                       |
| 1987       | 824                                      | 12                              | 15.08                           | 3                               | 4.34                            | 9  | 10.74                                      |
| 1988       | 1326                                     | 23                              | 17.47                           | 6                               | 4.85                            | 17   | 12.62                                      |
| 1989       | 1385                                     | 24                              | 17.22                           | 7                               | 4.88                            | 17   | 12.34                                      |
| 1990       | 1447                                     | 27                              | 18.95                           | 8                               | 5.22                            | 19   | 13.73                                      |
| 1991       | 1558                                     | 23                              | 14.70                           | 8                               | 4.91                            | 15   | 9.79                                       |
| 1992       | 1589                                     | 20                              | 12.59                           | 8                               | 5.03                            | 12   | 7.56                                       |
| 1993       | 1652                                     | 18                              | 10.89                           | 8                               | 4.84                            | 10   | 6.05                                       |
| 1994       | 2074                                     | 23                              | 11.27                           | 12                              | 5.96                            | 11   | 5.31                                       |
| 1995       | 2469                                     | 23                              | 9.25                            | 13                              | 5.07                            | 10   | 4.18                                       |
| 1996       | 2586                                     | 25                              | 9.53                            | 14                              | 5.36                            | 11   | 4.17                                       |
| 1997       | 2758                                     | 26                              | 9.60                            | 13                              | 4.77                            | 13   | 4.83                                       |
| 1998       | 2903                                     | 30                              | 10.33                           | 14                              | 4.82                            | 16   | 5.51                                       |
| 1999       | 2988                                     | 28                              | 9.37                            | 14                              | 4.69                            | 14   | 4.68                                       |
| 2000       | 3022                                     | 34                              | 11.31                           | 16                              | 5.33                            | 18   | 5.98                                       |

## 4-6 历年县人口自然变动情况

## Changes of Population in Counties over the Years

单位: 万人

(10 000 persons)

| 年份<br>Year | 年平均<br>人口数<br>Average Person<br>Per Year | 出生<br>人口数<br>Number<br>of Birth | 出生率<br>(‰)<br>Birth Rate<br>(‰) | 死亡<br>人口数<br>Number<br>of Death | 死亡率<br>(‰)<br>Death Rate<br>(‰) | 自然增加<br>人口数<br>Number of<br>Natural Growth | 自然增长率<br>(‰)<br>Natural Growth<br>Rate (‰) |
|------------|--|---------------------------------|---------------------------------|---------------------------------|---------------------------------|--|--|
| 1954       | 4312                                     | 179                             | 41.51                           | 58                              | 13.48                           | 121  | 28.03                                      |
| 1955       | 4396                                     | 134                             | 30.57                           | 52                              | 11.85                           | 82   | 18.72                                      |
| 1956       | 4456                                     | 161                             | 36.09                           | 64                              | 14.34                           | 97   | 21.75                                      |
| 1957       | 4527                                     | 150                             | 33.09                           | 54                              | 11.96                           | 96   | 21.13                                      |
| 1958       | 4600                                     | 153                             | 33.22                           | 60                              | 12.95                           | 93   | 20.27                                      |
| 1959       | 4564                                     | 128                             | 28.15                           | 66                              | 14.54                           | 62   | 13.61                                      |
| 1960       | 3793                                     | 47                              | 12.43                           | 172                             | 45.42                           | -125                                       | -32.99                                     |
| 1961       | 4415                                     | 66                              | 15.01                           | 46                              | 10.37                           | 20   | 4.64                                       |
| 1962       | 4495                                     | 170                             | 37.71                           | 37                              | 8.16                            | 133  | 29.55                                      |
| 1963       | 4589                                     | 203                             | 44.36                           | 44                              | 9.63                            | 159  | 34.73                                      |
| 1964       | 4700                                     | 168                             | 35.74                           | 51                              | 10.85                           | 117  | 24.89                                      |
| 1965       | 4767                                     | 173                             | 36.29                           | 41                              | 8.62                            | 132  | 27.67                                      |
| 1966       | 4901                                     | 179                             | 36.53                           | 41                              | 8.38                            | 138  | 28.25                                      |
| 1967       |  |                                 |                                 |                                 |                                 |  |  |
| 1968       |  |                                 |                                 |                                 |                                 |  |  |
| 1969       |  |                                 |                                 |                                 |                                 |  |  |
| 1970       |  |                                 |                                 |                                 |                                 |  |  |
| 1971       | 5637                                     | 193                             | 34.17                           | 43                              | 7.64                            | 150  | 26.53                                      |
| 1972       | 5778                                     | 190                             | 32.86                           | 42                              | 7.32                            | 148  | 25.54                                      |
| 1973       | 5917                                     | 191                             | 33.30                           | 44                              | 7.45                            | 147  | 24.85                                      |
| 1974       | 6058                                     | 174                             | 28.81                           | 46                              | 7.62                            | 128  | 21.19                                      |
| 1975       | 6171                                     | 149                             | 24.25                           | 48                              | 7.85                            | 101  | 16.40                                      |
| 1976       | 6265                                     | 140                             | 22.28                           | 46                              | 7.34                            | 94   | 14.94                                      |
| 1977       | 6330                                     | 139                             | 21.84                           | 46                              | 7.19                            | 93   | 14.65                                      |
| 1978       | 6422                                     | 145                             | 22.55                           | 41                              | 6.41                            | 104  | 16.14                                      |
| 1979       | 6543                                     | 145                             | 22.19                           | 42                              | 6.47                            | 103  | 15.72                                      |
| 1980       | 6611                                     | 139                             | 20.92                           | 43                              | 6.45                            | 96   | 14.47                                      |
| 1981       | 6686                                     | 143                             | 21.41                           | 45                              | 6.73                            | 98   | 14.68                                      |
| 1982       | 6755                                     | 143                             | 21.15                           | 43                              | 6.36                            | 100  | 14.79                                      |
| 1983       | 6799                                     | 144                             | 21.32                           | 44                              | 6.45                            | 100  | 14.87                                      |
| 1984       | 6835                                     | 135                             | 19.82                           | 44                              | 6.43                            | 91   | 13.39                                      |
| 1985       | 6921                                     | 147                             | 21.24                           | 44                              | 6.28                            | 103  | 14.96                                      |
| 1986       | 7022                                     | 175                             | 25.01                           | 47                              | 6.67                            | 128  | 18.34                                      |
| 1987       | 7196                                     | 200                             | 27.49                           | 48                              | 6.55                            | 152  | 20.94                                      |
| 1988       | 7142                                     | 191                             | 27.58                           | 42                              | 6.02                            | 149  | 21.56                                      |
| 1989       | 7019                                     | 199                             | 28.34                           | 41                              | 5.94                            | 158  | 22.40                                      |
| 1990       | 7123                                     | 187                             | 26.14                           | 48                              | 6.79                            | 139  | 19.35                                      |
| 1991       | 7148                                     | 149                             | 20.89                           | 50                              | 7.01                            | 99   | 13.88                                      |
| 1992       | 7223                                     | 139                             | 19.24                           | 53                              | 7.34                            | 86   | 11.90                                      |
| 1993       | 7252                                     | 123                             | 16.96                           | 48                              | 6.62                            | 75   | 10.34                                      |
| 1994       | 6913                                     | 115                             | 16.58                           | 45                              | 6.46                            | 70   | 10.12                                      |
| 1995       | 6595                                     | 107                             | 16.25                           | 44                              | 6.75                            | 63   | 9.50                                       |
| 1996       | 6550                                     | 105                             | 16.03                           | 44                              | 6.72                            | 61   | 9.31                                       |
| 1997       | 6450                                     | 103                             | 15.97                           | 45                              | 6.98                            | 58   | 8.99                                       |
| 1998       | 6376                                     | 101                             | 15.84                           | 45                              | 7.06                            | 56   | 8.78                                       |
| 1999       | 6363                                     | 104                             | 16.34                           | 46                              | 7.23                            | 58   | 9.11                                       |
| 2000       | 6416                                     | 89                              | 13.87                           | 40                              | 6.23                            | 49   | 7.64                                       |

## 4-7 各市总户数、总人口数 (2000年底)

### Total Number of Households and Population by City(End of 2000)

分市数据是根据2000年第五次人口普查快速汇总数据和公安年报及有关数据推算的。

Data by city were computative on the basis of the 2000 National Population Censuses celerity collect and annual reports of the Bureau of Public Security.

| 市<br>City            | 总户数<br>(万户)<br>Total Number<br>of Households<br>(10 000<br>households) | 总人口数<br>(万人)<br>Total<br>Population<br>(10 000<br>persons) | 按性别分<br>By Sex   |             | 按农业、非农业分<br>By Agricultural &<br>Non-agricultural |                             | 人口密度<br>(人/平方公里)<br>Population<br>Density<br>(person<br>/sq.km) | 年平均<br>人口数<br>Average Person<br>Per Year<br>(10 000<br>persons) |
|----------------------|--|--|------------------|-------------|---|-----------------------------|---|---|
|                      |  |  | 男<br>Male        | 女<br>Female | 农业<br>Agricultural                                | 非农业<br>Non-<br>agricultural |   |   |
|                      |  |  | <b>全 省 Total</b> | <b>2573</b> | <b>9488</b>                                       | <b>4895</b>                 |   |   |
| 郑 州 市 Zhengzhou      | 172  | 625  | 324              | 301         | 404   | 221                         | 839   | 629   |
| 开 封 市 Kaifeng        | 120  | 464  | 237              | 227         | 374   | 90                          | 720   | 464   |
| 洛 阳 市 Luoyang        | 166  | 624  | 321              | 303         | 470   | 154                         | 411   | 619   |
| 平 顶 山 市 Pingdingshan | 129  | 480  | 250              | 230         | 366   | 114                         | 609   | 478   |
| 安 阳 市 Anyang         | 138  | 518  | 263              | 255         | 425   | 93                          | 699   | 516   |
| 鹤 壁 市 Hebi           | 36   | 140  | 72               | 68          | 97  | 43                          | 642   | 139   |
| 新 乡 市 Xinxiang       | 134  | 538  | 274              | 264         | 428   | 110                         | 659   | 536   |
| 焦 作 市 Jiaozuo        | 82   | 328  | 167              | 161         | 230   | 98                          | 806   | 327   |
| 濮 阳 市 Puyang         | 89   | 348  | 178              | 170         | 289   | 59                          | 816   | 346   |
| 许 昌 市 Xuchang        | 121  | 440  | 228              | 212         | 369   | 71                          | 881   | 439   |
| 漯 河 市 Luohe          | 68   | 245  | 125              | 120         | 190   | 55                          | 936   | 247   |
| 三 门 峡 市 Sanmenxia    | 60   | 215  | 113              | 102         | 156   | 59                          | 205   | 217   |
| 南 阳 市 Nanyang        | 308  | 1049   | 548              | 501         | 901   | 148                         | 394   | 1047  |
| 商 丘 市 Shangqiu       | 214  | 796  | 410              | 386         | 694   | 102                         | 744   | 795   |
| 信 阳 市 Xinyang        | 228  | 766  | 394              | 372         | 655   | 111                         | 392   | 770   |
| 周 口 市 Zhoukou        | 269  | 1039   | 539              | 500         | 936   | 103                         | 869   | 1027  |
| 驻 马 店 市 Zhumadian    | 225  | 810  | 419              | 391         | 725   | 85                          | 537   | 806   |
| 济 源 市 Jiyuan         | 18   | 64   | 33               | 31          | 46  | 18                          | 331   | 64  |

## 4-8 五次人口普查主要指标

### Main Indicators on National Population Census in 1953,1964,1982,1990 and 2000

单位: 万人

(10 000 persons)

| 项 目                   | Item  | 1953          | 1964          | 1982          | 1990          | 2000          |
|-----------------------|---|---------------|---------------|---------------|---------------|---------------|
| <b>全省总人口</b>          | <b>Total Population</b>                       | <b>4378.5</b> | <b>5032.6</b> | <b>7442.3</b> | <b>8553.4</b> | <b>9255.8</b> |
| <b>按性别分的人口</b>        | <b>Population By Sex</b>                      |               |               |               |               |               |
| 男 性                   | Male  | 2231.5        | 2549.1        | 3795.0        | 4380.3        | 4775.3        |
| 女 性                   | Female  | 2147.0        | 2483.5        | 3647.3        | 4173.1        | 4480.5        |
| <b>按年龄分的人口</b>        | <b>Population By Age</b>                      |               |               |               |               |               |
| 0岁--6岁                | Age 0-6                                       | 913.9         | 920.3         | 1026.6        | 1268.5        |               |
| 7岁--12岁               | Age 7-12                                      | 510.9         | 846.4         | 1165.1        | 943.1         |               |
| 育龄妇女(15--49岁)         | Women at Childbearing Age (Age 15-49)         | 1017.0        | 1108.7        | 1780.6        | 2278.6        |               |
| 劳动年龄人口                | Population within Working Age                 |               |               |               |               |               |
| (男16--59 女16--54)     | (Male Age 16-59 and Female Age 16-54)         | 2289.7        | 2482.0        | 3927.4        | 4985.0        |               |
| 男60岁女55岁以上人口          | Males Aged 60 and Females Aged 55 and Over    | 457.7         | 448.5         | 738.7         | 898.5         |               |
| <b>按民族分的人口</b>        | <b>Population By Nationality</b>              |               |               |               |               |               |
| 汉 族                   | Han Nationality                               | 4337.9        | 4980.9        | 7362.3        | 8452.5        | 9143.3        |
| 各少数民族                 | Minority Nationality                          | 40.6          | 51.7          | 80.0          | 100.9         | 112.5         |
| <b>按城乡分的人口</b>        | <b>Population By Residence</b>                |               |               |               |               |               |
| 市镇总人口                 | Urban Population                              | 310.6         | 551.7         | 1172.5        | 1302.9        | 2144.7        |
| 乡村总人口                 | Rural Population                              | 4067.9        | 4480.9        | 6269.8        | 7250.5        | 7111.1        |
| <b>按文化程度分的人口</b>      | <b>Population By Educational Level</b>        |               |               |               |               |               |
| <sup>a</sup> 大学和相当于大学 | University                                    |               | 9.3           | 24.5          | 72.6          | 247.5         |
| 高中                    | Senior Secondary School                       |               | 44.0          | 470.1         | 606.1         | 928.4         |
| 初中                    | Junior Secondary School                       |               | 208.5         | 1427.0        | 2269.8        | 3646.0        |
| 小学                    | Primary School                                |               | 1229.6        | 2321.8        | 2971.9        | 3072.6        |
| 文盲和半文盲(12周岁以上)        | Illiterate and Semi-literate(Age 12 and Over) |               | 2146.8        | 2015.0        | 1395.8        | 543.2         |

注: 1.第五次人口普查数据为快速汇总数据,其中文盲和半文盲人口是指15岁及以上。

2.第五次人口普查总人口指根据《第五次人口普查办法》规定的常住人口。(下同)

a)Data of the fifth Population Census were fast collected results, Thereinto:Illiterate and Semi-literate were age 15 and over.

b)Total Population of the fifth Population Census refers to Population of resident according with <Way of the fifth National Population Census>.  
(so did follows)



## 4-9 各市按性别分的总人口

### Total Population By Sex and City

本表数据为2000年11月1日第五次人口普查快速汇总数据。(下同)

Data in this table are taken from celerity collect data of the fifth population census in 1-11-2000.(so did follows)

| 市<br>City            | 总人口(万人)<br>Total Population (10 000 persons) |             |             | 占总人口%<br>% to Total Population |              | 性别比<br>(女=100)            |
|----------------------|--|-------------|-------------|--------------------------------|--------------|---------------------------|
|                      | 合计<br>Total                                  | 男<br>Male   | 女<br>Female | 男                              | 女            | Sex Ratio<br>(Female=100) |
|                      |  |             |             | Male                           | Female       |                           |
| <b>全 省 Total</b>     | <b>9256</b>                                  | <b>4775</b> | <b>4481</b> | <b>51.59</b>                   | <b>48.41</b> | <b>106.58</b>             |
| 郑 州 市 Zhengzhou      | 666  | 345         | 321         | 51.84                          | 48.16        | 107.65                    |
| 开 封 市 Kaifeng        | 458  | 234         | 224         | 51.06                          | 48.94        | 104.32                    |
| 洛 阳 市 Luoyang        | 623  | 321         | 302         | 51.51                          | 48.49        | 106.21                    |
| 平 顶 山 市 Pingdingshan | 480  | 250         | 230         | 52.04                          | 47.96        | 108.52                    |
| 安 阳 市 Anyang         | 516  | 262         | 255         | 50.69                          | 49.31        | 102.79                    |
| 鹤 壁 市 Hebi           | 140  | 72          | 68          | 51.62                          | 48.38        | 106.70                    |
| 新 乡 市 Xinxiang       | 541  | 275         | 266         | 50.89                          | 49.11        | 103.64                    |
| 焦 作 市 Jiaozuo        | 329  | 168         | 161         | 50.94                          | 49.06        | 103.85                    |
| 濮 阳 市 Puyang         | 346  | 177         | 169         | 51.20                          | 48.80        | 104.94                    |
| 许 昌 市 Xuchang        | 412  | 213         | 199         | 51.73                          | 48.27        | 107.16                    |
| 漯 河 市 Luohe          | 226  | 116         | 110         | 51.19                          | 48.81        | 104.89                    |
| 三 门 峡 市 Sanmenxia    | 218  | 114         | 103         | 52.52                          | 47.48        | 110.60                    |
| 南 阳 市 Nanyang        | 958  | 501         | 457         | 52.28                          | 47.72        | 109.54                    |
| 商 丘 市 Shangqiu       | 775  | 400         | 376         | 51.56                          | 48.44        | 106.43                    |
| 信 阳 市 Xinyang        | 653  | 336         | 317         | 51.43                          | 48.57        | 105.89                    |
| 周 口 市 Zhoukou        | 974  | 506         | 468         | 51.92                          | 48.08        | 107.99                    |
| 驻 马 店 市 Zhumadian    | 745  | 385         | 360         | 51.71                          | 48.29        | 107.08                    |
| 济 源 市 Jiyuan         | 63   | 32          | 30          | 51.69                          | 48.31        | 107.00                    |

## 4-10 各市总户数和总人口

## Total Number of Households and Population by City

| 市<br>City            | 总户数(万户)<br>Total Number of Households<br>(10 000 households) |                     |                         | 总人口(万人)<br>Total Population<br>(10 000 persons) |                     |                         | 家庭户人口<br>占总人口%<br>% to Total<br>Population | 家庭户规模<br>(人/户)<br>Average<br>Family Size<br>(person/<br>household) |
|----------------------|--|---------------------|-------------------------|---|---------------------|-------------------------|--|--|
|                      | 合计   | 家庭户                 | 集体户                     | 合计  | 家庭户                 | 集体户                     |  |  |
|                      | Total  | Family<br>Household | Non-family<br>Household | Total   | Family<br>Household | Non-family<br>Household |  |  |
| <b>全 省 Total</b>     | <b>2514</b>  | <b>2479</b>         | <b>35</b>               | <b>9256</b>                                     | <b>9056</b>         | <b>200</b>              | <b>97.84</b>                               | <b>3.65</b>  |
| 郑 州 市 Zhengzhou      | 184  | 174                 | 10                      | 666   | 611                 | 55                      | 91.78                                      | 3.50   |
| 开 封 市 Kaifeng        | 119  | 118                 | 1                       | 458   | 450                 | 8                       | 98.21                                      | 3.82   |
| 洛 阳 市 Luoyang        | 166  | 163                 | 4                       | 623   | 605                 | 18                      | 97.14                                      | 3.72   |
| 平 顶 山 市 Pingdingshan | 129  | 127                 | 2                       | 480   | 467                 | 13                      | 97.32                                      | 3.68   |
| 安 阳 市 Anyang         | 138  | 136                 | 2                       | 516   | 507                 | 9                       | 98.33                                      | 3.73   |
| 鹤 壁 市 Hebi           | 37   | 36                  | 1                       | 140   | 136                 | 4                       | 97.32                                      | 3.82   |
| 新 乡 市 Xinxiang       | 135  | 133                 | 2                       | 541   | 528                 | 13                      | 97.62                                      | 3.96   |
| 焦 作 市 Jiaozuo        | 82   | 81                  | 1                       | 329   | 321                 | 8                       | 97.62                                      | 3.97   |
| 濮 阳 市 Puyang         | 88   | 87                  | 1                       | 346   | 340                 | 6                       | 98.32                                      | 3.91   |
| 许 昌 市 Xuchang        | 113  | 112                 | 1                       | 412   | 404                 | 8                       | 98.10                                      | 3.61   |
| 漯 河 市 Luohe          | 63   | 62                  | 1                       | 226   | 221                 | 5                       | 97.83                                      | 3.54   |
| 三 门 峡 市 Sanmenxia    | 61   | 59                  | 2                       | 218   | 209                 | 9                       | 95.93                                      | 3.51   |
| 南 阳 市 Nanyang        | 281  | 278                 | 3                       | 958   | 942                 | 16                      | 98.34                                      | 3.39   |
| 商 丘 市 Shangqiu       | 209  | 208                 | 1                       | 775   | 769                 | 7                       | 99.12                                      | 3.70   |
| 信 阳 市 Xinyang        | 195  | 194                 | 1                       | 653   | 647                 | 6                       | 99.09                                      | 3.34   |
| 周 口 市 Zhoukou        | 252  | 251                 | 1                       | 974   | 968                 | 6                       | 99.40                                      | 3.85   |
| 驻 马 店 市 Zhumadian    | 207  | 206                 | 1                       | 745   | 739                 | 6                       | 99.17                                      | 3.58   |
| 济 源 市 Jiyuan         | 17   | 17                  | 0                       | 63  | 61                  | 2                       | 96.99                                      | 3.55   |

## 4-11 各市按年龄分的总人口

## Total Population By Age and City

单位: 万人

(10 000 persons)

| 市<br>City            | 总人口<br>Total<br>Population | 按年龄分 Population By Age |             |                 | 占总人口% % to Total Population |              |                 |
|----------------------|----------------------------|------------------------|-------------|-----------------|-----------------------------|--------------|-----------------|
|                      |                            | 0-14岁                  | 15-64岁      | 65岁及以上          | 0-14岁                       | 15-64岁       | 65岁及以上          |
|                      |                            | Age 0-14               | Age 15-64   | Age 65 and Over | Age 0-14                    | Age 15-64    | Age 65 and Over |
| <b>全 省 Total</b>     | <b>9256</b>                | <b>2401</b>            | <b>6211</b> | <b>644</b>      | <b>25.94</b>                | <b>67.11</b> | <b>6.96</b>     |
| 郑 州 市 Zhengzhou      | 666                        | 152                    | 469         | 45              | 22.79                       | 70.40        | 6.81            |
| 开 封 市 Kaifeng        | 458                        | 122                    | 303         | 33              | 26.62                       | 66.18        | 7.20            |
| 洛 阳 市 Luoyang        | 623                        | 163                    | 419         | 41              | 26.10                       | 67.29        | 6.61            |
| 平 顶 山 市 Pingdingshan | 480                        | 114                    | 332         | 34              | 23.78                       | 69.13        | 7.08            |
| 安 阳 市 Anyang         | 516                        | 132                    | 351         | 33              | 25.65                       | 68.03        | 6.32            |
| 鹤 壁 市 Hebi           | 140                        | 38                     | 94          | 8               | 27.10                       | 67.21        | 5.69            |
| 新 乡 市 Xinxiang       | 541                        | 139                    | 366         | 36              | 25.70                       | 67.66        | 6.64            |
| 焦 作 市 Jiaozuo        | 329                        | 87                     | 220         | 22              | 26.42                       | 66.84        | 6.74            |
| 濮 阳 市 Puyang         | 346                        | 91                     | 232         | 23              | 26.26                       | 67.20        | 6.54            |
| 许 昌 市 Xuchang        | 412                        | 102                    | 277         | 33              | 24.76                       | 67.20        | 8.04            |
| 漯 河 市 Luohe          | 226                        | 54                     | 152         | 20              | 23.94                       | 67.24        | 8.82            |
| 三 门 峡 市 Sanmenxia    | 218                        | 52                     | 153         | 13              | 23.88                       | 70.33        | 5.79            |
| 南 阳 市 Nanyang        | 958                        | 217                    | 674         | 66              | 22.69                       | 70.37        | 6.94            |
| 商 丘 市 Shangqiu       | 775                        | 231                    | 488         | 56              | 29.82                       | 62.92        | 7.26            |
| 信 阳 市 Xinyang        | 653                        | 191                    | 420         | 42              | 29.27                       | 64.30        | 6.43            |
| 周 口 市 Zhoukou        | 974                        | 278                    | 629         | 67              | 28.51                       | 64.57        | 6.92            |
| 驻 马 店 市 Zhumadian    | 745                        | 187                    | 500         | 58              | 25.10                       | 67.14        | 7.76            |
| 济 源 市 Jiyuan         | 63                         | 16                     | 42          | 4               | 26.23                       | 67.40        | 6.36            |

## 4-12 各市接受教育程度分的总人口

## Total Population By Educational Level and City

单位: 万人

(10 000 persons)

| 市<br>City            | 6岁及以上<br>人口数<br><br>Population<br>Age 6 and<br>Over | 大专及以上<br><br>College and Higher Level |   | 高中和中专<br><br>Senior Secondary &<br>Specialized Secondary School |   |
|----------------------|---|---------------------------------------|---|---|---|
|                      |   | 人数<br><br>Population                  | 占6岁及以<br>上人口%<br>% to Age<br>6 and Over | 人数<br><br>Population  | 占6岁及以<br>上人口%<br>% to Age<br>6 and Over |
|                      |   |                                       |   |   |   |
| <b>全 省 Total</b>     | <b>8608</b>   | <b>248</b>                            | <b>2.88</b>                             | <b>928</b>  | <b>10.79</b>                            |
| 郑 州 市 Zhengzhou      | 626   | 55                                    | 8.80                                    | 110   | 17.57                                   |
| 开 封 市 Kaifeng        | 426   | 14                                    | 3.28                                    | 48  | 11.22                                   |
| 洛 阳 市 Luoyang        | 576   | 25                                    | 4.30                                    | 81  | 13.99                                   |
| 平 顶 山 市 Pingdingshan | 451   | 12                                    | 2.76                                    | 53  | 11.67                                   |
| 安 阳 市 Anyang         | 483   | 12                                    | 2.53                                    | 48  | 10.01                                   |
| 鹤 壁 市 Hebi           | 128   | 4                                     | 3.20                                    | 17  | 12.85                                   |
| 新 乡 市 Xinxiang       | 505   | 17                                    | 3.30                                    | 64  | 12.72                                   |
| 焦 作 市 Jiaozuo        | 303   | 11                                    | 3.49                                    | 46  | 15.20                                   |
| 濮 阳 市 Puyang         | 323   | 8                                     | 2.48                                    | 31  | 9.67                                    |
| 许 昌 市 Xuchang        | 386   | 8                                     | 2.11                                    | 43  | 11.03                                   |
| 漯 河 市 Luohe          | 212   | 5                                     | 2.41                                    | 26  | 12.09                                   |
| 三 门 峡 市 Sanmenxia    | 204   | 6                                     | 3.15                                    | 31  | 15.28                                   |
| 南 阳 市 Nanyang        | 898   | 20                                    | 2.22                                    | 82  | 9.13                                    |
| 商 丘 市 Shangqiu       | 718   | 11                                    | 1.48                                    | 54  | 7.53                                    |
| 信 阳 市 Xinyang        | 601   | 12                                    | 1.93                                    | 52  | 8.62                                    |
| 周 口 市 Zhoukou        | 897   | 11                                    | 1.24                                    | 64  | 7.19                                    |
| 驻 马 店 市 Zhumadian    | 688   | 11                                    | 1.67                                    | 56  | 8.17                                    |
| 济 源 市 Jiyuan         | 59  | 2                                     | 2.99                                    | 10  | 16.61                                   |

| 市<br>City            | 初中<br><br>Junior Secondary School |   | 小学<br><br>Primary School |   | 扫盲班<br><br>Literacy Courses |   | 未上过学<br><br>Illiterate |   |
|----------------------|-----------------------------------|---|--------------------------|---|-----------------------------|---|------------------------|---|
|                      | 人数<br><br>Population              | 占6岁及以<br>上人口%<br>% to Age<br>6 and Over | 人数<br><br>Population     | 占6岁及以<br>上人口%<br>% to Age<br>6 and Over | 人数<br><br>Population        | 占6岁及以<br>上人口%<br>% to Age<br>6 and Over | 人数<br><br>Population   | 占6岁及以<br>上人口%<br>% to Age<br>6 and Over |
|                      |                                   |   |                          |   |                             |   |                        |   |
| <b>全 省 Total</b>     | <b>3646</b>                       | <b>42.36</b>                            | <b>3073</b>              | <b>35.70</b>                            | <b>158</b>                  | <b>1.83</b>                             | <b>556</b>             | <b>6.45</b>                             |
| 郑 州 市 Zhengzhou      | 252                               | 40.27                                   | 175                      | 27.99                                   | 9                           | 1.38                                    | 25                     | 3.99                                    |
| 开 封 市 Kaifeng        | 177                               | 41.42                                   | 145                      | 34.09                                   | 7                           | 1.72                                    | 35                     | 8.27                                    |
| 洛 阳 市 Luoyang        | 253                               | 43.96                                   | 185                      | 32.05                                   | 6                           | 1.07                                    | 27                     | 4.62                                    |
| 平 顶 山 市 Pingdingshan | 199                               | 44.11                                   | 146                      | 32.45                                   | 5                           | 1.20                                    | 35                     | 7.81                                    |
| 安 阳 市 Anyang         | 221                               | 45.84                                   | 168                      | 34.80                                   | 7                           | 1.48                                    | 26                     | 5.33                                    |
| 鹤 壁 市 Hebi           | 54                                | 42.26                                   | 43                       | 33.63                                   | 1                           | 1.07                                    | 9                      | 6.99                                    |
| 新 乡 市 Xinxiang       | 224                               | 44.36                                   | 164                      | 32.47                                   | 7                           | 1.33                                    | 29                     | 5.82                                    |
| 焦 作 市 Jiaozuo        | 142                               | 46.80                                   | 85                       | 27.93                                   | 3                           | 1.05                                    | 17                     | 5.53                                    |
| 濮 阳 市 Puyang         | 132                               | 40.81                                   | 125                      | 38.57                                   | 6                           | 1.93                                    | 21                     | 6.54                                    |
| 许 昌 市 Xuchang        | 179                               | 46.49                                   | 122                      | 31.63                                   | 5                           | 1.31                                    | 29                     | 7.44                                    |
| 漯 河 市 Luohe          | 99                                | 46.73                                   | 61                       | 28.86                                   | 2                           | 0.79                                    | 19                     | 9.13                                    |
| 三 门 峡 市 Sanmenxia    | 95                                | 46.44                                   | 65                       | 32.05                                   | 2                           | 1.12                                    | 4                      | 1.97                                    |
| 南 阳 市 Nanyang        | 397                               | 44.27                                   | 336                      | 37.45                                   | 24                          | 2.73                                    | 38                     | 4.20                                    |
| 商 丘 市 Shangqiu       | 283                               | 39.45                                   | 293                      | 40.77                                   | 18                          | 2.47                                    | 60                     | 8.30                                    |
| 信 阳 市 Xinyang        | 196                               | 32.67                                   | 269                      | 44.69                                   | 14                          | 2.34                                    | 59                     | 9.75                                    |
| 周 口 市 Zhoukou        | 368                               | 41.07                                   | 360                      | 40.10                                   | 22                          | 2.46                                    | 71                     | 7.94                                    |
| 驻 马 店 市 Zhumadian    | 293                               | 42.56                                   | 270                      | 39.28                                   | 15                          | 2.22                                    | 42                     | 6.11                                    |
| 济 源 市 Jiyuan         | 28                                | 47.87                                   | 16                       | 27.92                                   | 0                           | 0.82                                    | 2                      | 3.80                                    |

## 4-13 各市文盲人口

## Illiterate Population By City

单位: 万人

(10 000 persons)

| 市          | City         | 总人口<br>Total<br>Population | 文盲人口<br>Illiterate<br>Population | 文盲人口占<br>总人口%<br>% to Total Population |
|------------|--------------|----------------------------|----------------------------------|--|
| <b>全 省</b> | <b>Total</b> | <b>9256</b>                | <b>543</b>                       | <b>5.87</b>                            |
| 郑 州 市      | Zhengzhou    | 666                        | 25                               | 3.69                                   |
| 开 封 市      | Kaifeng      | 458                        | 35                               | 7.56                                   |
| 洛 阳 市      | Luoyang      | 623                        | 26                               | 4.11                                   |
| 平 顶 山 市    | Pingdingshan | 480                        | 34                               | 7.18                                   |
| 安 阳 市      | Anyang       | 516                        | 24                               | 4.74                                   |
| 鹤 壁 市      | Hebi         | 140                        | 9                                | 6.06                                   |
| 新 乡 市      | Xinxiang     | 541                        | 28                               | 5.21                                   |
| 焦 作 市      | Jiaozuo      | 329                        | 16                               | 4.72                                   |
| 濮 阳 市      | Puyang       | 346                        | 21                               | 5.95                                   |
| 许 昌 市      | Xuchang      | 412                        | 28                               | 6.91                                   |
| 漯 河 市      | Luohe        | 226                        | 19                               | 8.53                                   |
| 三 门 峡 市    | Sanmenxia    | 218                        | 4                                | 1.69                                   |
| 南 阳 市      | Nanyang      | 958                        | 37                               | 3.86                                   |
| 商 丘 市      | Shangqiu     | 775                        | 57                               | 7.39                                   |
| 信 阳 市      | Xinyang      | 653                        | 59                               | 9.09                                   |
| 周 口 市      | Zhoukou      | 974                        | 70                               | 7.19                                   |
| 驻 马 店 市    | Zhumadian    | 745                        | 42                               | 5.58                                   |
| 济 源 市      | Jiyuan       | 63                         | 2                                | 3.40                                   |

## 4-14 各市按民族分的人口

## Population By Nationality and City

单位: 万人

(10 000 persons)

| 市          | City         | 总人口<br>Total<br>Population | 汉族<br>Han Nationality |                                   | 各少数民族<br>Minority Nationalities |                                   |
|------------|--------------|----------------------------|-----------------------|-----------------------------------|---------------------------------|-----------------------------------|
|            |              |                            | 人数<br>Population      | 占总人口%<br>% to Total<br>Population | 人数<br>Population                | 占总人口%<br>% to Total<br>Population |
| <b>全 省</b> | <b>Total</b> | <b>9256</b>                | <b>9143</b>           | <b>98.78</b>                      | <b>113</b>                      | <b>1.22</b>                       |
| 郑 州 市      | Zhengzhou    | 666                        | 654                   | 98.17                             | 12                              | 1.83                              |
| 开 封 市      | Kaifeng      | 458                        | 451                   | 98.41                             | 7                               | 1.59                              |
| 洛 阳 市      | Luoyang      | 623                        | 616                   | 98.93                             | 7                               | 1.07                              |
| 平 顶 山 市    | Pingdingshan | 480                        | 474                   | 98.69                             | 6                               | 1.31                              |
| 安 阳 市      | Anyang       | 516                        | 515                   | 99.87                             | 1                               | 0.13                              |
| 鹤 壁 市      | Hebi         | 140                        | 140                   | 99.61                             | 1                               | 0.39                              |
| 新 乡 市      | Xinxiang     | 541                        | 536                   | 99.09                             | 5                               | 0.91                              |
| 焦 作 市      | Jiaozuo      | 329                        | 322                   | 98.00                             | 7                               | 2.00                              |
| 濮 阳 市      | Puyang       | 346                        | 345                   | 99.75                             | 1                               | 0.25                              |
| 许 昌 市      | Xuchang      | 412                        | 406                   | 98.53                             | 6                               | 1.47                              |
| 漯 河 市      | Luohe        | 226                        | 224                   | 98.91                             | 2                               | 1.09                              |
| 三 门 峡 市    | Sanmenxia    | 218                        | 216                   | 99.42                             | 1                               | 0.58                              |
| 南 阳 市      | Nanyang      | 958                        | 937                   | 97.90                             | 20                              | 2.10                              |
| 商 丘 市      | Shangqiu     | 775                        | 764                   | 98.50                             | 12                              | 1.50                              |
| 信 阳 市      | Xinyang      | 653                        | 649                   | 99.46                             | 4                               | 0.54                              |
| 周 口 市      | Zhoukou      | 974                        | 961                   | 98.66                             | 13                              | 1.34                              |
| 驻 马 店 市    | Zhumadian    | 745                        | 739                   | 99.18                             | 6                               | 0.82                              |
| 济 源 市      | Jiyuan       | 63                         | 62                    | 98.89                             | 1                               | 1.11                              |

## 主要统计指标解释

**人口数** 指一定时点、一定地区范围内的有生命的个人的总和。

年度统计的年末人口数指每年 12 月 31 日 24 时的人口数。年度统计的全国人口总数内未包括台湾省和港澳同胞以及海外华侨人数。

**出生率(又称粗出生率)** 指在一定时期内(通常为一年)平均每千人所出生的人数的比率,一般用千分率表示。计算公式为:

$$\text{出生率} = \text{年出生人数} / \text{年平均人数} \times 1000\text{‰}$$

式中:出生人数指活产婴儿,即胎儿脱离母体时(不管怀孕月数),有过呼吸或其他生命现象。年平均人数指年初、年底人口数的平均数,也可用年中人口数代替。

**死亡率(又称粗死亡率)** 指在一定时期内(通常为一年)一定地区的死亡人数与同期平均人数(或期中人数)之比,一般用千分率表示。计算公式为:

$$\text{死亡率} = \text{年死亡人数} / \text{年平均人数} \times 1000\text{‰}$$

**人口自然增长率** 指在一定时期内(通常为一年)人口自然增加数(出生人数减死亡人数)与该时期内平均人数(或期中人数)之比,一般用千分率表示。计算公式为:

$$\text{人口自然增长率} = (\text{本年出生人数} - \text{本年死亡人数}) / \text{年平均人数} \times 1000\text{‰} = \text{人口出生率} - \text{人口死亡率}$$

**性别比** 总人口中男性人数与女性人数之比。通常用每 100 个女性人口相应有多少男性人口表示。其计算公式为:

$$\text{性别比} = \text{男性人口数} / \text{女性人口数} \times 100\%$$

## Explanatory Notes on Main Statistical Indicators

**Total Population** refers to the total number of people alive at a certain point of time within a given area.

The annual statistics on total population is taken at midnight, the 31st of December not including residents in Taiwan province, Chinese compatriots in Hong Kong and Macao and overseas Chinese.

**Birth Rate (or Crude Birth Rate)** refers to the ratio of the number of births to the average population during a certain period of time (usually a year), which is often expressed in‰. The following formula is used:

$$\text{Birth Rate} = \frac{\text{Number of Births}}{\text{Average Number of Population}} \times 1000\text{‰}$$

Number of births refers to live births i.e. the births when babies had showed any vital phenomena regardless of the length of pregnancy.

Annual Average Number of Population is the average of the number of population at the beginning of the year and that at the end of the year. Sometimes it is substituted for with the mid year population.

**Death Rate (or Crude Death Rate)** refers to the ratio of the number of deaths to the average population (or mid year population) during a certain period of time (usually a year), which is often expressed in‰. The following formula is used:

Death Rate =  $\frac{\text{Number of Deaths}}{\text{Annual Average Number of Population}} \times 1000\text{‰}$

$$\text{Death Rate} = \frac{\text{Number of Deaths}}{\text{Annual Average Number of Population}} \times 1000\text{‰}$$

**Natural Growth Rate of Population** refers to the ratio of natural increase in population (number of births minus number of deaths) in a certain period of time (usually a year) to the average population (or mid year population) of the same period, which is often expressed in‰. The following formulas are applied:

Natural Growth of Population


$$= \frac{\text{Number of Births} - \text{Number of Deaths}}{\text{Average Number of Population}} \times 1000\text{‰}$$

$$\text{Natural Growth Rate of Population} = \text{Birth Rate} - \text{Death Rate}$$


**Sex Ratio** Refers to the Proportion of Male to Female Among the Total Population Which is often described as the proportion of 100 females to males. the following formula is used:

$$\text{Sex Ratio} = \frac{\text{Number of Males}}{\text{Number of Females}} \times 100\%$$






从业人员三次产业构成 (%)  
Composition of Employment Grouped by Three Industries (%)

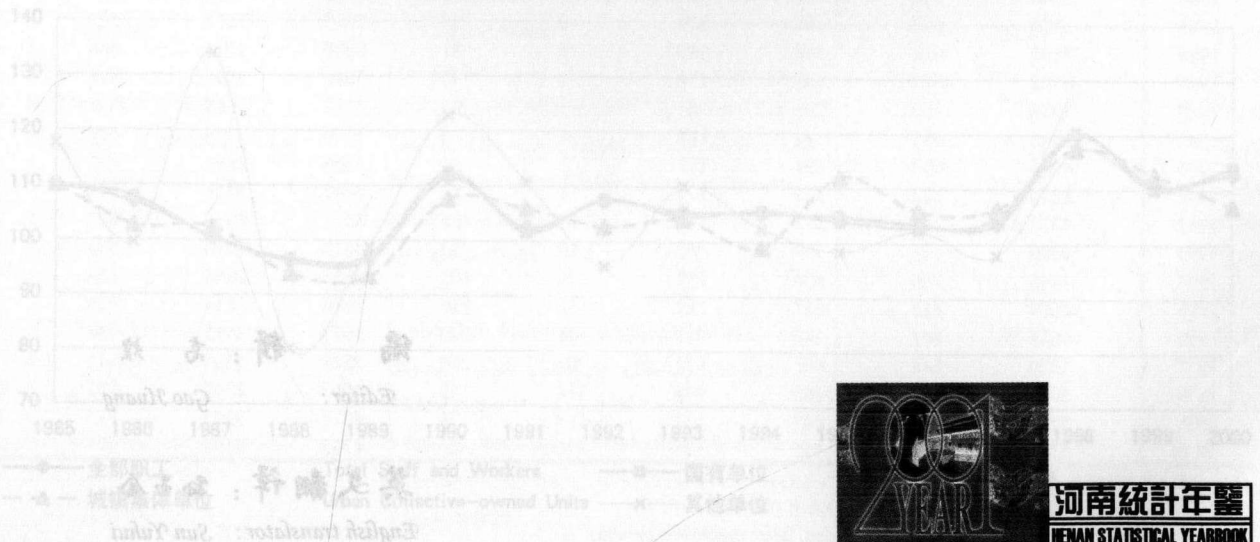


# 从业人员和职工工资

## Employment and Wages



平均工资指数 (以上年为100)  
Index of Average Wage (Preceding year=100)

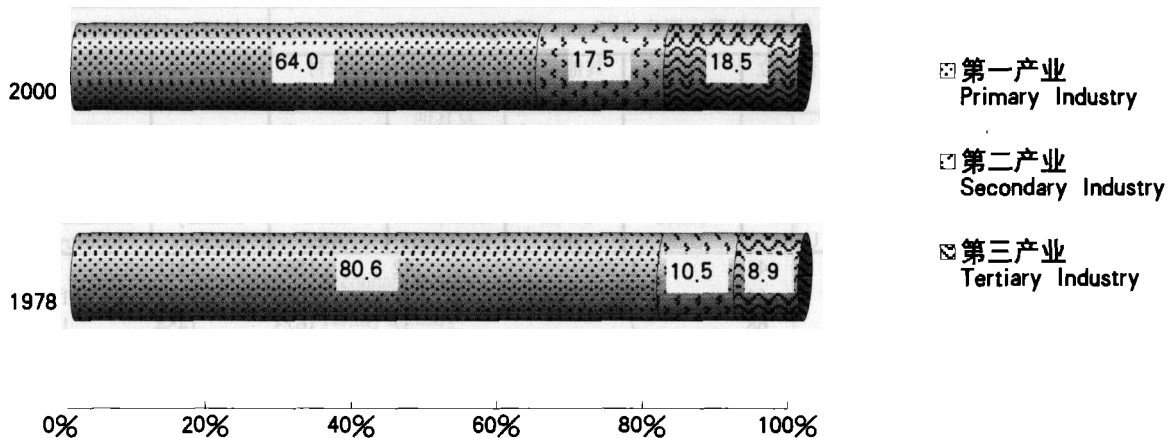




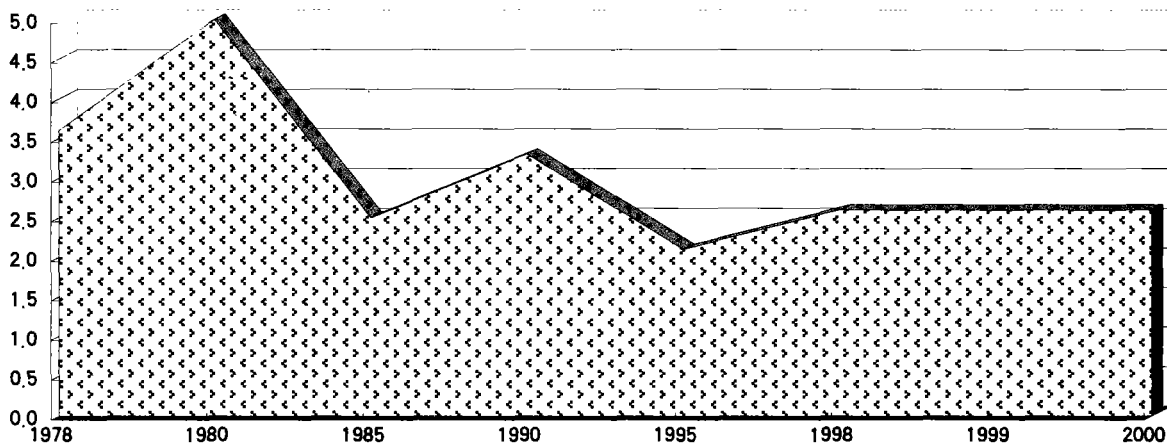
编 辑：高 煌  
*Editor: Gao Huang*

英文翻译：孙玉会  
*English translator: Sun Yuhui*

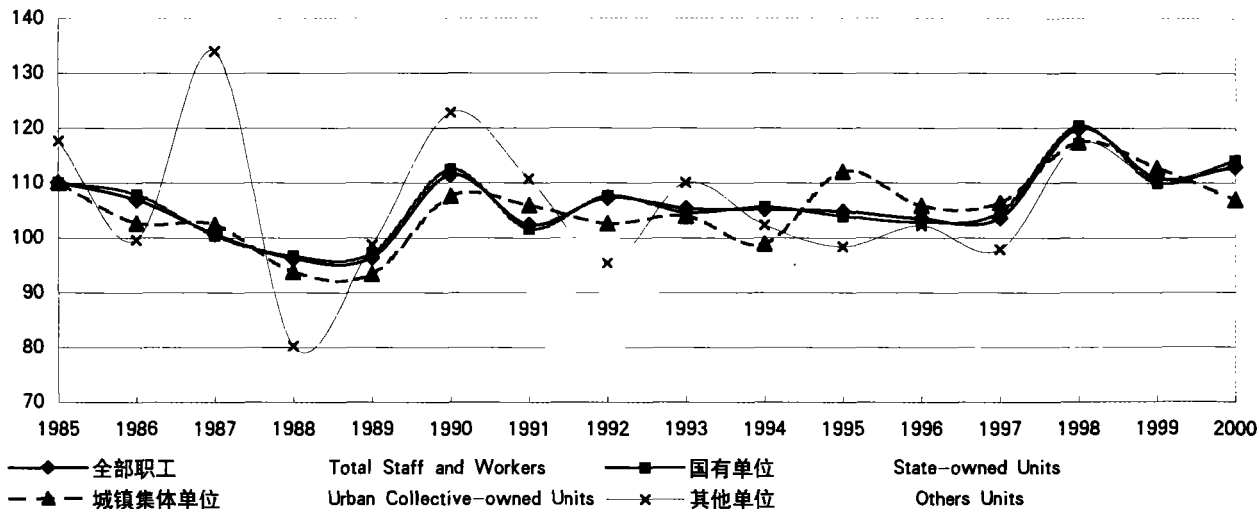
从业人员三次产业构成 (%)  
Composition of Employment Grouped by Three Industries (%)



登记失业率 (%)  
Registered Rate of Unemployment (%)



平均工资指数 (以上年为100)  
Index of Average Wage ((Preceding year=100))



## 5-1 历年从业人员(年底数)

## Number of Employed Persons over the Years (Year-end)

单位:万人

(10 000 persons)

| 年份<br>Year | 合计<br>Total | 按登记注册类型分 by Status of Registration  |                           |  |   |   |   | 按三次产业分 by Type of Industry |                            |                           |
|------------|-------------|-------------------------------------|---------------------------|--|---|---|---|----------------------------|----------------------------|---------------------------|
|            |             | 职工人数<br>Number of Staff and Workers | 国有单位<br>State-owned Units | 城镇集体单位<br>Urban Collective-owned Units | 其他单位<br>Units of Other Types of Ownership | 城镇个体私营企业及其他<br>Urban Self-Employed and Private Enterprises and others | 农村从业人员<br>Number of Employed Person in Rural Area | 第一产业<br>Primary Industry   | 第二产业<br>Secondary Industry | 第三产业<br>Tertiary Industry |
| 1952       | 1683        | 45                                  | 44                        | 1                                      |   | 42  | 1596  | 1511                       | 74                         | 98                        |
| 1953       | 1728        | 66                                  | 64                        | 2                                      |   | 41  | 1621  | 1463                       | 131                        | 134                       |
| 1954       | 1735        | 75                                  | 68                        | 7                                      |   | 37  | 1623  | 1454                       | 149                        | 132                       |
| 1955       | 1764        | 91                                  | 75                        | 16                                     |   | 19  | 1654  | 1460                       | 178                        | 126                       |
| 1956       | 1813        | 118                                 | 99                        | 19                                     |   | 0   | 1695  | 1476                       | 198                        | 139                       |
| 1957       | 1829        | 123                                 | 108                       | 15                                     |   | 4   | 1702  | 1577                       | 111                        | 141                       |
| 1958       | 2003        | 262                                 | 237                       | 25                                     |   |   | 1741  | 1123                       | 374                        | 506                       |
| 1959       | 2001        | 248                                 | 216                       | 32                                     |   | 0   | 1753  | 1141                       | 317                        | 543                       |
| 1960       | 1997        | 255                                 | 240                       | 15                                     |   | 2   | 1740  | 1345                       | 185                        | 467                       |
| 1961       | 1919        | 193                                 | 177                       | 16                                     |   | 4   | 1722  | 1558                       | 102                        | 259                       |
| 1962       | 2021        | 182                                 | 143                       | 39                                     |   | 11  | 1828  | 1698                       | 82                         | 241                       |
| 1963       | 2066        | 193                                 | 146                       | 47                                     |   | 13  | 1860  | 1734                       | 83                         | 249                       |
| 1964       | 2082        | 199                                 | 151                       | 48                                     |   | 13  | 1870  | 1740                       | 90                         | 252                       |
| 1965       | 2172        | 205                                 | 155                       | 50                                     |   | 9   | 1958  | 1796                       | 91                         | 285                       |
| 1966       | 2241        | 211                                 | 159                       | 52                                     |   | 3   | 2027  | 1872                       | 96                         | 273                       |
| 1967       | 2243        | 214                                 | 162                       | 52                                     |   |   | 2029  | 1874                       | 96                         | 273                       |
| 1968       | 2297        | 201                                 | 164                       | 37                                     |   |   | 2096  | 1877                       | 101                        | 319                       |
| 1969       | 2389        | 215                                 | 180                       | 35                                     |   |   | 2174  | 2010                       | 118                        | 261                       |
| 1970       | 2481        | 252                                 | 211                       | 41                                     |   |   | 2229  | 2037                       | 150                        | 294                       |
| 1971       | 2526        | 275                                 | 227                       | 48                                     |   |   | 2251  | 2084                       | 169                        | 273                       |
| 1972       | 2570        | 298                                 | 248                       | 50                                     |   |   | 2272  | 2128                       | 182                        | 260                       |
| 1973       | 2602        | 300                                 | 251                       | 49                                     |   |   | 2302  | 2171                       | 192                        | 239                       |
| 1974       | 2668        | 319                                 | 264                       | 55                                     |   |   | 2349  | 2216                       | 210                        | 242                       |
| 1975       | 2689        | 328                                 | 270                       | 58                                     |   | 1   | 2360  | 2279                       | 230                        | 180                       |
| 1976       | 2712        | 348                                 | 284                       | 64                                     |   | 0   | 2364  | 2242                       | 258                        | 212                       |
| 1977       | 2706        | 368                                 | 297                       | 71                                     |   | 1   | 2337  | 2207                       | 280                        | 219                       |
| 1978       | 2807        | 420                                 | 346                       | 74                                     |   | 3   | 2384  | 2262                       | 296                        | 249                       |
| 1979       | 2873        | 441                                 | 363                       | 78                                     |   | 3   | 2429  | 2366                       | 290                        | 217                       |
| 1980       | 2929        | 462                                 | 379                       | 83                                     |   | 7   | 2460  | 2378                       | 304                        | 247                       |
| 1981       | 3039        | 497                                 | 407                       | 90                                     |   | 11  | 2531  | 2470                       | 310                        | 259                       |
| 1982       | 3146        | 502                                 | 407                       | 95                                     |   | 14  | 2630  | 2530                       | 315                        | 301                       |
| 1983       | 3289        | 524                                 | 425                       | 99                                     |   | 18  | 2747  | 2598                       | 341                        | 350                       |
| 1984       | 3346        | 548                                 | 419                       | 129                                    | 0   | 26  | 2772  | 2578                       | 376                        | 392                       |
| 1985       | 3520        | 593                                 | 454                       | 139                                    | 0   | 34  | 2893  | 2571                       | 523                        | 426                       |
| 1986       | 3598        | 618                                 | 469                       | 149                                    | 0   | 31  | 2949  | 2574                       | 568                        | 456                       |
| 1987       | 3782        | 645                                 | 488                       | 156                                    | 1   | 41  | 3096  | 2596                       | 616                        | 570                       |
| 1988       | 3916        | 670                                 | 508                       | 161                                    | 1   | 34  | 3212  | 2648                       | 659                        | 609                       |
| 1989       | 3943        | 681                                 | 512                       | 168                                    | 1   | 36  | 3226  | 2719                       | 659                        | 565                       |
| 1990       | 4086        | 693                                 | 521                       | 171                                    | 1   | 34  | 3359  | 2833                       | 671                        | 582                       |
| 1991       | 4216        | 722                                 | 544                       | 177                                    | 1   | 52  | 3442  | 2921                       | 689                        | 606                       |
| 1992       | 4332        | 746                                 | 571                       | 172                                    | 3   | 65  | 3521  | 2955                       | 724                        | 653                       |
| 1993       | 4400        | 771                                 | 599                       | 162                                    | 10  | 94  | 3535  | 2910                       | 808                        | 682                       |
| 1994       | 4448        | 788                                 | 604                       | 158                                    | 26  | 102   | 3558  | 2865                       | 864                        | 719                       |
| 1995       | 4509        | 815                                 | 617                       | 162                                    | 36  | 116   | 3578  | 2814                       | 929                        | 766                       |
| 1996       | 4638        | 842                                 | 640                       | 161                                    | 41  | 139   | 3657  | 2822                       | 988                        | 828                       |
| 1997       | 4820        | 841                                 | 603                       | 177                                    | 61  | 161   | 3818  | 2909                       | 1011                       | 900                       |
| 1998       | 5000        | 748                                 | 485                       | 149                                    | 114                                       | 185   | 4067  | 2947                       | 962                        | 1091                      |
| 1999       | 5205        | 723                                 | 467                       | 137                                    | 119                                       | 171   | 4311  | 3305                       | 913                        | 987                       |
| 2000       | 5572        | 718                                 | 455                       | 137                                    | 126                                       | 142   | 4712  | 3564                       | 977                        | 1031                      |

注: 1.自1993年始从业人员中含其他从业人员。

2.1998年及以后年度职工为在岗职工,均与有关年度不尽可比。

a)Number of employed persons since 1993 included other employed persons.

b)Data since 1998 are staff and workers figures at post, can't compare with some relative years.

## 5-2 各种分组的从业人员(年底数)

## Number of Employed Persons by Groups (Year-end)

单位: 万人

(10 000 persons)

| 项目              | Item  | 1999    | 2000    |
|-----------------|---|---------|---------|
| 经济活动人口          | Economically Active Population                                  | 5227.00 | 5593.09 |
| 从业人员合计          | Total Number of Employed persons                                | 5204.99 | 5571.69 |
| 按三次产业分          | by Type of Industry   |         |         |
| 第一产业            | Primary Industry  | 3305.10 | 3564.21 |
| 第二产业            | Secondary Industry  | 912.58  | 977.14  |
| 第三产业            | Tertiary industry   | 987.31  | 1030.34 |
| 按城乡分            | by Urban and Rural Areas  |         |         |
| 城镇从业人员          | Urban Employed Persons  | 893.76  | 859.26  |
| #国有单位           | State-owned Units   | 475.34  | 463.70  |
| 城镇集体单位          | Urban Collective Owned Units                                    | 145.81  | 143.22  |
| 股份合作单位          | Share Holding Units   | 6.57    | 6.54    |
| 联营单位            | Joint Owned Units   | 2.17    | 1.57    |
| 有限责任公司          | Limited Liability Corporations                                  | 65.56   | 68.76   |
| 股份有限公司          | Share-holding Corporations Ltd.                                 | 31.33   | 34.74   |
| 私营企业            | Private Enterprises   | 27.44   | 27.90   |
| 港澳台商投资单位        | Units Funded by Entrepreneurs from<br>Hong Kong, Macao & Taiwan | 8.95    | 9.57    |
| 外商投资单位          | Foreign Funded Units  | 5.78    | 5.59    |
| 个体              | Self-employed Individuals                                       | 124.45  | 97.41   |
| 乡村从业人员          | Rural Employed Persons  | 4311.23 | 4712.43 |
| #乡镇企业           | Township and Village Enterprises                                | 857.71  | 889.18  |
| 私营企业            | Private Enterprises   | 34.32   | 29.07   |
| 个体              | Self-employed Individuals                                       | 257.34  | 184.27  |
| 按国民经济行业分        | by Sector   |         |         |
| 农、林、牧、渔业        | Farming, Forestry, Animal Husbandry and Fishery                 | 3310.19 | 3569.00 |
| 工业              | Industry  | 616.60  | 641.39  |
| 采掘业             | Mining and Quarrying  | 53.53   | 48.11   |
| 制造业             | Manufacturing   | 542.05  | 572.01  |
| 电力、煤气及水的生产和供应业  | Production and Supply of Electricity,<br>Gas and Water          | 21.01   | 21.27   |
| 建筑业             | Construction  | 295.98  | 335.75  |
| 地质勘查业水利管理业      | Geological Prospecting and Water Conservancy                    | 5.09    | 8.66    |
| 交通运输、仓储及邮电通信业   | Transport, Storage, Post and Telecommunications                 | 141.21  | 154.77  |
| 批发和零售贸易餐饮业      | Wholesale and Retail Trade & Catering Services                  | 312.69  | 323.33  |
| 金融、保险业          | Finance and Insurance   | 21.51   | 21.03   |
| 房地产业            | Real Estate Trade   | 3.19    | 3.82    |
| 社会服务业           | Social Services   | 43.62   | 39.14   |
| 卫生体育和社会福利业      | Health Care, Sporting and Social Welfare                        | 29.27   | 30.23   |
| 教育、文化艺术及广播电影电视业 | Education, Culture and Arts, Radio, Film and<br>Television      | 104.09  | 107.04  |
| 科学研究和综合技术服务业    | Scientific Research and Polytechnical Services                  | 7.51    | 7.57    |
| 国家机关、政党机关和社会团体  | Government Agencies, Party Agencies and Social<br>Organizations | 79.24   | 80.76   |
| 其他              | Others  | 234.79  | 249.20  |

### 5-3 按城乡分的从业人员 (2000年底)

#### Number of Employed Persons by Residence in Urban and Rural Areas (End of 2000)

单位:万人

(10 000 persons)

| 项 目<br>Item   | 合 计<br>Total   | 城 镇<br>Urban Area | #国有<br>单位<br>State-<br>owned<br>Units | #集体<br>单位<br>Collecti-<br>veowned<br>Units | #私营<br>Private<br>Enterp-<br>rises | #个体<br>Selfem-<br>ployed<br>indiv-<br>iduals | 乡 村<br>Rural<br>Area |
|---|----------------|-------------------|---------------------------------------|--|------------------------------------|--|----------------------|
|   |                |                   |                                       |  |                                    |  |                      |
| <b>从业人员总计</b><br><b>Total Number of Employed Persons</b>                              | <b>5571.69</b> | <b>859.26</b>     | <b>463.70</b>                         | <b>143.22</b>                              | <b>27.90</b>                       | <b>97.41</b>                                 | <b>4712.43</b>       |
| <b>按国民经济行业分</b><br><b>Grouped by Sector</b>   |                |                   |                                       |  |                                    |  |                      |
| 农、林、牧、渔业<br>Farming, Forestry, Animal Husbandry<br>and Fishery                        | 3569.00        | 10.45             | 8.81                                  | 0.81                                       | 0.39                               | 0.30   | 3558.55              |
| 工业<br>Industry  | 641.39         | 286.97            | 122.34                                | 38.32                                      | 9.07                               | 11.13  | 354.42               |
| 采掘业<br>Mining and Quarrying   | 48.11          | 48.11             | 21.39                                 | 1.59                                       | 0.54                               | 0.19   |                      |
| 制造业<br>Manufacturing  | 572.01         | 217.59            | 82.61                                 | 36.43                                      | 8.54                               | 10.94  | 354.42               |
| 电力、煤气及水的<br>生产和供应业<br>Production and Supply of Elect-<br>ricity, Gas and Water        | 21.27          | 21.27             | 18.35                                 | 0.30                                       |                                    |  |                      |
| 建筑业<br>Construction   | 335.75         | 55.87             | 28.84                                 | 17.97                                      | 1.50                               | 0.56   | 279.88               |
| 地质勘查业水利管理业<br>Geological Prospecting and Water<br>Conservancy                         | 8.66           | 8.66              | 8.57                                  | 0.07                                       |                                    |  |                      |
| 交通运输、仓储及邮电<br>通信业<br>Transport, Storage, Post and<br>Telecommunications               | 154.77         | 47.30             | 32.76                                 | 3.65                                       | 0.66                               | 8.26   | 107.47               |
| 批发和零售贸易餐饮业<br>Wholesale and Retail Trade &<br>Catering Services                       | 323.33         | 152.69            | 46.67                                 | 24.87                                      | 12.44                              | 62.36  | 170.64               |
| 金融、保险业<br>Finance and Insurance   | 21.03          | 21.03             | 13.57                                 | 6.40                                       |                                    |  |                      |
| 房地产业<br>Real Estate Trade   | 3.82           | 3.82              | 2.18                                  | 0.27                                       |                                    |  |                      |
| 社会服务业<br>Social Services  | 39.14          | 39.14             | 16.47                                 | 4.06                                       | 3.07                               | 13.23  |                      |
| 卫生体育和社会福利业<br>Health Care, Sporting and Social<br>Welfare                             | 30.23          | 30.23             | 29.01                                 | 1.19                                       |                                    |  |                      |
| 教育、文化艺术及广播<br>电影电视业<br>Education, Culture and Arts, Radio,<br>Film and Television     | 107.04         | 107.04            | 62.60                                 | 44.20                                      |                                    |  |                      |
| 科学研究和综合技术<br>服务业<br>Scientific Research and Polytechnical<br>Services                 | 7.57           | 7.57              | 7.39                                  | 0.13                                       |                                    |  |                      |
| 国家机关、政党机关和<br>社会团体<br>Government Agencies, Party Agencies<br>and Social Organizations | 80.76          | 80.76             | 80.52                                 | 0.23                                       |                                    |  |                      |
| 其他<br>Others  | 249.20         | 7.73              | 3.97                                  | 1.05                                       | 0.77                               | 1.57   | 241.47               |
| <b>按三次产业分</b><br><b>Grouped by Industry</b>   |                |                   |                                       |  |                                    |  |                      |
| 第一产业<br>Primary Industry  | 3564.21        | 5.66              | 4.59                                  | 0.27                                       | 0.37                               | 0.29   | 3558.55              |
| 第二产业<br>Secondary Industry  | 977.14         | 342.84            | 151.18                                | 56.29                                      | 10.57                              | 11.69  | 634.30               |
| 第三产业<br>Tertiary industry   | 1030.34        | 510.76            | 307.93                                | 86.66                                      | 16.96                              | 85.40  | 519.58               |

### 5-4 各市分城乡的从业人员 (2000年底)

#### Number of Employed Persons by Residence in Urban and Rural Areas and by City (End of 2000)

单位: 万人

(10 000 persons)

| 市<br>City            | 合计<br>Total   | 城 镇  |                                       |   |                    |   | 内 资<br>Internal Funded<br>Economic Units |
|----------------------|---|--|---------------------------------------|---|--------------------|---|--|
|                      |   | 小计<br>Sub-total                                  | 国有经济                                  | 集体经济                                      | 其他单位合计             |   |  |
|                      |   |  | State-<br>owned Units                 | Collective-<br>owned Units                | Total of<br>Others |   |  |
| <b>全 省 Total</b>     | <b>5571.69</b>  | <b>859.26</b>                                    | <b>463.70</b>                         | <b>143.22</b>                             | <b>127.03</b>      | <b>111.97</b>                                   |  |
| 郑 州 市 Zhengzhou      | 328.02  | 103.12   | 55.75                                 | 12.84                                     | 21.32              | 17.83   |  |
| 开 封 市 Kaifeng        | 265.41  | 41.49  | 22.56                                 | 9.41                                      | 3.82               | 3.02  |  |
| 洛 阳 市 Luoyang        | 379.29  | 78.03  | 34.08                                 | 9.80                                      | 15.17              | 13.77   |  |
| 平 顶 山 市 Pingdingshan | 291.68  | 52.81  | 21.45                                 | 9.86                                      | 15.01              | 14.12   |  |
| 安 阳 市 Anyang         | 320.01  | 45.53  | 23.42                                 | 7.33                                      | 9.61               | 9.07  |  |
| 鹤 壁 市 Hebi           | 79.24   | 17.31  | 11.37                                 | 2.14                                      | 2.41               | 2.15  |  |
| 新 乡 市 Xinxiang       | 305.36  | 54.96  | 31.75                                 | 10.30                                     | 6.63               | 4.66  |  |
| 焦 作 市 Jiaozuo        | 185.19  | 41.19  | 26.13                                 | 3.63                                      | 6.02               | 5.47  |  |
| 濮 阳 市 Puyang         | 203.46  | 36.66  | 21.04                                 | 3.76                                      | 7.25               | 7.04  |  |
| 许 昌 市 Xuchang        | 252.34  | 31.06  | 16.67                                 | 5.46                                      | 4.45               | 3.97  |  |
| 漯 河 市 Luohe          | 144.94  | 22.91  | 10.38                                 | 5.89                                      | 4.23               | 2.75  |  |
| 三 门 峡 市 Sanmenxia    | 120.58  | 27.85  | 13.64                                 | 3.24                                      | 7.59               | 7.45  |  |
| 南 阳 市 Nanyang        | 611.08  | 74.71  | 44.55                                 | 14.14                                     | 8.39               | 7.35  |  |
| 商 丘 市 Shangqiu       | 468.37  | 51.48  | 28.13                                 | 10.09                                     | 3.03               | 2.86  |  |
| 信 阳 市 Xinyang        | 420.19  | 46.58  | 24.12                                 | 10.51                                     | 5.64               | 5.56  |  |
| 周 口 市 Zhoukou        | 617.34  | 62.31  | 33.07                                 | 12.25                                     | 3.73               | 3.21  |  |
| 驻 马 店 市 Zhumadian    | 518.37  | 41   | 24.04                                 | 8.58                                      | 2.11               | 1.43  |  |
| 济 源 市 Jiyuan         | 39.47   | 8.91   | 4.72                                  | 1.63                                      | 0.62               | 0.27  |  |
| 市<br>City            | Urban Area  |  |                                       |   | 乡 村 Rural Area     |   |  |
|                      | 港澳台投资经济<br>Economic Units<br>Funded by<br>Entrepreneurs<br>from Hong<br>Kong, Macao<br>and Taiwan | 外商投资经济<br>Foreign<br>Funded<br>Economic<br>Units | 城镇私营经济                                | 城镇个体                                      | 小计<br>Sub-total    | #乡镇企业<br>Township<br>and Village<br>Enterprises |  |
|                      |   |  | Urban<br>Private<br>Economic<br>Units | Urban<br>Self-<br>Employed<br>Individuals |                    |   |  |
| <b>全 省 Total</b>     | <b>9.57</b>   | <b>5.49</b>                                      | <b>27.90</b>                          | <b>97.41</b>                              | <b>4712.43</b>     | <b>889.18</b>                                   |  |
| 郑 州 市 Zhengzhou      | 2.46  | 1.03   | 3.16                                  | 10.05                                     | 224.90             | 96.18   |  |
| 开 封 市 Kaifeng        | 0.45  | 0.35   | 1.20                                  | 4.5                                       | 223.92             | 31.12   |  |
| 洛 阳 市 Luoyang        | 0.38  | 1.02   | 4.40                                  | 14.58                                     | 301.26             | 55.25   |  |
| 平 顶 山 市 Pingdingshan | 0.82  | 0.07   | 1.99                                  | 4.5                                       | 238.87             | 43.47   |  |
| 安 阳 市 Anyang         | 0.38  | 0.16   | 0.94                                  | 4.23                                      | 274.48             | 48.75   |  |
| 鹤 壁 市 Hebi           | 0.20  | 0.06   | 0.35                                  | 1.04                                      | 61.93              | 6.6   |  |
| 新 乡 市 Xinxiang       | 1.32  | 0.65   | 1.07                                  | 5.21                                      | 250.40             | 33.77   |  |
| 焦 作 市 Jiaozuo        | 0.36  | 0.19   | 1.28                                  | 4.13                                      | 144.00             | 41.82   |  |
| 濮 阳 市 Puyang         | 0.16  | 0.05   | 2.63                                  | 1.98                                      | 166.80             | 36.88   |  |
| 许 昌 市 Xuchang        | 0.29  | 0.19   | 1.30                                  | 3.18                                      | 221.28             | 48.86   |  |
| 漯 河 市 Luohe          | 1.00  | 0.48   | 0.78                                  | 1.63                                      | 122.03             | 42.3  |  |
| 三 门 峡 市 Sanmenxia    | 0.09  | 0.05   | 0.89                                  | 2.49                                      | 92.73              | 18.49   |  |
| 南 阳 市 Nanyang        | 0.62  | 0.42   | 1.71                                  | 5.92                                      | 536.37             | 82.47   |  |
| 商 丘 市 Shangqiu       | 0.14  | 0.03   | 0.72                                  | 9.51                                      | 416.89             | 71.23   |  |
| 信 阳 市 Xinyang        | 0.06  | 0.02   | 0.66                                  | 5.65                                      | 373.61             | 74.67   |  |
| 周 口 市 Zhoukou        | 0.42  | 0.10   | 0.84                                  | 12.42                                     | 555.03             | 70.14   |  |
| 驻 马 店 市 Zhumadian    | 0.09  | 0.59   | 0.74                                  | 5.53                                      | 477.37             | 78.05   |  |
| 济 源 市 Jiyuan         | 0.31  | 0.04   | 1.07                                  | 0.87                                      | 30.56              | 9.14  |  |

注: 乡镇企业从业人员口径为其职工。

a) Employed persons of Township and Village Enterprises Employed Persons were staff and workers, didn't contained temporary workers.

## 5-5 各市分三次产业的从业人员 (2000年底)

## Number of Employed Persons by Type of Industry and city (End of 2000)

| 市<br>City            | 经济活动人口<br>(万人)<br>Economically Active Population<br>(10 000 persons) | 从业人员<br>(万人)<br>Number of Employed Persons<br>(10 000 persons) | 第一产业                     |                            |                           | 第二产业                     |                            |                           | 第三产业                     |                            |                           |
|----------------------|--|--|--------------------------|----------------------------|---------------------------|--------------------------|----------------------------|---------------------------|--------------------------|----------------------------|---------------------------|
|                      |  |  | 第一产业<br>Primary Industry | 第二产业<br>Secondary Industry | 第三产业<br>Tertiary Industry | 第一产业<br>Primary Industry | 第二产业<br>Secondary Industry | 第三产业<br>Tertiary Industry | 第一产业<br>Primary Industry | 第二产业<br>Secondary Industry | 第三产业<br>Tertiary Industry |
| <b>全 省 Total</b>     | <b>5593.09</b>   | <b>5571.69</b>   | <b>3564.21</b>           | <b>977.14</b>              | <b>1030.34</b>            | <b>64.0</b>              | <b>17.5</b>                | <b>18.5</b>               |                          |                            |                           |
| 郑 州 市 Zhengzhou      | 330.22   | 328.02   | 149.38                   | 88.98                      | 89.66                     | 45.5                     | 27.1                       | 27.3                      |                          |                            |                           |
| 开 封 市 Kaifeng        | 266.92   | 265.41   | 187.09                   | 36.56                      | 41.76                     | 70.5                     | 13.8                       | 15.7                      |                          |                            |                           |
| 洛 阳 市 Luoyang        | 381.34   | 379.29   | 221.50                   | 78.17                      | 79.62                     | 58.4                     | 20.6                       | 21.0                      |                          |                            |                           |
| 平 顶 山 市 Pingdingshan | 292.83   | 291.68   | 186.82                   | 51.60                      | 53.26                     | 64.0                     | 17.7                       | 18.3                      |                          |                            |                           |
| 安 阳 市 Anyang         | 321.41   | 320.01   | 196.63                   | 73.67                      | 49.71                     | 61.4                     | 23.0                       | 15.5                      |                          |                            |                           |
| 鹤 壁 市 Hebi           | 79.39  | 79.24  | 49.32                    | 16.17                      | 13.75                     | 62.2                     | 20.4                       | 17.4                      |                          |                            |                           |
| 新 乡 市 Xinxiang       | 307.29   | 305.36   | 196.51                   | 59.06                      | 49.79                     | 64.4                     | 19.3                       | 16.3                      |                          |                            |                           |
| 焦 作 市 Jiaozuo        | 186.40   | 185.19   | 96.32                    | 48.32                      | 40.55                     | 52.0                     | 26.1                       | 21.9                      |                          |                            |                           |
| 濮 阳 市 Puyang         | 204.61   | 203.46   | 136.20                   | 32.47                      | 34.79                     | 66.9                     | 16.0                       | 17.1                      |                          |                            |                           |
| 许 昌 市 Xuchang        | 253.04   | 252.34   | 160.74                   | 46.51                      | 45.09                     | 63.7                     | 18.4                       | 17.9                      |                          |                            |                           |
| 漯 河 市 Luohe          | 145.52   | 144.94   | 84.45                    | 32.52                      | 27.97                     | 58.3                     | 22.4                       | 19.3                      |                          |                            |                           |
| 三 门 峡 市 Sanmenxia    | 121.39   | 120.58   | 72.16                    | 22.70                      | 25.72                     | 59.8                     | 18.8                       | 21.3                      |                          |                            |                           |
| 南 阳 市 Nanyang        | 613.75   | 611.08   | 431.94                   | 82.64                      | 96.50                     | 70.7                     | 13.5                       | 15.8                      |                          |                            |                           |
| 商 丘 市 Shangqiu       | 469.55   | 468.37   | 321.82                   | 68.54                      | 78.01                     | 68.7                     | 14.6                       | 16.7                      |                          |                            |                           |
| 信 阳 市 Xinyang        | 421.57   | 420.19   | 260.52                   | 62.00                      | 97.67                     | 62.0                     | 14.8                       | 23.2                      |                          |                            |                           |
| 周 口 市 Zhoukou        | 617.43   | 617.34   | 423.13                   | 95.55                      | 98.66                     | 68.5                     | 15.5                       | 16.0                      |                          |                            |                           |
| 驻 马 店 市 Zhumadian    | 519.46   | 518.37   | 369.58                   | 68.36                      | 80.43                     | 71.3                     | 13.2                       | 15.5                      |                          |                            |                           |
| 济 源 市 Jiyuan         | 39.63  | 39.47  | 20.07                    | 10.91                      | 8.49                      | 50.8                     | 27.7                       | 21.5                      |                          |                            |                           |

## 5-6 各种分组的在岗职工(年底数)

## Number of Staff and Workers at Post by Groups (Year-end)

单位:万人

(10 000 persons)

| 类 别                | Item  | 1999          | 2000          | 2000年为<br>1999年%<br>2000 as<br>percentage<br>of 1999 |
|--------------------|---|---------------|---------------|--|
| <b>总 计</b>         | <b>Total</b>  | <b>723.19</b> | <b>718.24</b> | <b>99.3</b>  |
| # 专业技术人员           | Specialized Technical Personnel                                 | 175.49        | 184.40        | 105.1  |
| # 女性               | Female  | 71.53         | 76.24         | 106.6  |
| <b>按企业、事业、机关分</b>  | <b>Grouped by Enterprises, Institutions<br/>and Agencies</b>    |               |               |  |
| 企 业                | Enterprises   | 485.63        | 472.82        | 97.4   |
| 事 业                | Institutions  | 161.77        | 166.59        | 103.0  |
| 机 关                | Agencies & Organizations  | 75.79         | 78.83         | 104.0  |
| <b>按国民经济行业分</b>    | <b>Grouped by Sector</b>  |               |               |  |
| 农林牧渔业              | Farming, Forestry, Animal Husbandry and Fishery                 | 9.78          | 9.65          | 98.7   |
| 工 业                | Industry  | 280.84        | 264.65        | 94.2   |
| 采掘业                | Mining and Quarrying  | 52.95         | 47.22         | 89.2   |
| 制造业                | Manufacturing   | 206.94        | 196.23        | 94.8   |
| 电力、煤气及水的生产<br>和供应业 | Production and Supply of Electricity,<br>Gas and Water          | 20.96         | 21.2          | 101.1  |
| 建筑业                | Construction  | 50.28         | 51.16         | 101.8  |
| 地质勘查业、水利管理业        | Geological Prospecting and Water Conservancy                    | 5.04          | 8.58          | 170.2  |
| 交通运输、仓储及邮电通信业      | Transport, Storage, Post and Telecommunications                 | 37.22         | 37.47         | 100.7  |
| 批发和零售贸易、餐饮业        | Wholesale and Retail Trade & Catering Services                  | 79.45         | 76.59         | 96.4   |
| 金融、保险业             | Finance and Insurance   | 19.07         | 18.91         | 99.2   |
| 房地产业               | Real Estate Trade   | 3.13          | 3.74          | 119.5  |
| 社会服务业              | Social Services   | 22.37         | 22.32         | 99.8   |
| 卫生、体育和社会福利事业       | Health Care, Sporting and Social Welfare                        | 28.87         | 29.81         | 103.3  |
| 教育、文化和广播电影<br>电视事业 | Education, Culture and Arts, Radio, Film and<br>Television      | 95.75         | 102.53        | 107.1  |
| 科学研究和综合技术服务业       | Scientific Research and Polytechnical Services                  | 7.38          | 7.44          | 100.8  |
| 国家机关、政党机关和<br>社会团体 | Government Agencies, Party Agencies and Social<br>Organizations | 78.16         | 80.05         | 102.4  |
| 其他行业               | Others  | 5.84          | 5.34          | 91.4   |
| <b>按三次产业分</b>      | <b>Grouped by Industry</b>                                      |               |               |  |
| 第一产业               | Primary Industry  | 4.75          | 4.92          | 103.6  |
| 第二产业               | Secondary Industry  | 331.12        | 315.81        | 95.4   |
| 第三产业               | Tertiary industry   | 387.32        | 397.51        | 102.6  |



## 5-7 各种分组的在岗职工 (2000年底)

## Number of Staff and Workers at Post by Groups (End of 2000)

单位:万人

(10 000 persons)

| 类 别                  | Item  | 合计            |                                  |  |                        |   |
|----------------------|---|---------------|----------------------------------|--|------------------------|---|
|                      |   | total         | 国有单位<br>State-<br>owned<br>Units | 城镇集体<br>单 位<br>Urban<br>Collective-<br>owned Units | 其他单位<br>Other<br>Units | #专 业<br>技术人员<br>Specialized<br>Technical<br>Personnel |
| <b>总 计</b>           | <b>Total</b>  | <b>718.24</b> | <b>455.14</b>                    | <b>137.33</b>                                      | <b>125.77</b>          | <b>184.41</b>   |
| #专业技术人员              | Specialized Technical Personnel                                 | 184.41        | 121.88                           | 43.61  | 18.92                  | 184.41  |
| #女性                  | Female  | 76.24         | 50.82                            | 18.20  | 7.22                   | 76.24   |
| <b>按企业、事业、机关分</b>    | <b>Grouped by Enterprises, Institutions and Agencies</b>        |               |                                  |  |                        |   |
| 企 业                  | Enterprises   | 472.82        | 253.46                           | 93.76  | 125.60                 | 73.17   |
| 事 业                  | Institutions  | 166.59        | 123.02                           | 43.40  | 0.17                   | 102.44  |
| 机 关                  | Agencies & Organizations  | 78.83         | 78.66                            | 0.17   |                        | 8.80  |
| <b>按三次产业分</b>        | <b>Grouped by Industry</b>                                      |               |                                  |  |                        |   |
| 第一产业                 | Primary Industry  | 4.92          | 4.52                             | 0.27   | 0.13                   | 0.49  |
| 第二产业                 | Secondary Industry  | 315.81        | 148.80                           | 54.84  | 112.17                 | 45.58   |
| 第三产业                 | Tertiary industry   | 397.51        | 301.82                           | 82.22  | 13.47                  | 138.34  |
| <b>按国民经济行业分</b>      | <b>Grouped by Sector</b>  |               |                                  |  |                        |   |
| <b>农、林、牧、渔业</b>      | <b>Farming, Forestry, Animal Husbandry and Fishery</b>          | <b>9.65</b>   | <b>8.71</b>                      | <b>0.80</b>  | <b>0.14</b>            | <b>1.85</b>   |
| 农业                   | Farming   | 3.26          | 3.11                             | 0.12   | 0.03                   | 0.30  |
| 林业                   | Forestry  | 0.86          | 0.85                             | 0.01   |                        | 0.10  |
| 畜牧业                  | Animal Husbandry  | 0.71          | 0.48                             | 0.13   | 0.10                   | 0.08  |
| 渔业                   | Fishery   | 0.09          | 0.08                             | 0.01   | 0.00                   | 0.01  |
| 农、林、牧、渔服务业           | Services  | 4.73          | 4.19                             | 0.53   | 0.01                   | 1.36  |
| <b>工业</b>            | <b>Industry</b>   | <b>264.65</b> | <b>121.43</b>                    | <b>37.64</b>                                       | <b>105.58</b>          | <b>36.93</b>  |
| 采掘业                  | Mining and Quarrying  | 47.22         | 21.30                            | 1.56   | 24.36                  | 7.89  |
| 制造业                  | Manufacturing   | 196.23        | 81.85                            | 35.78  | 78.60                  | 25.14   |
| 电力、煤气及水的生产和供应业       | Production and Supply of Electricity, Gas and Water             | 21.20         | 18.28                            | 0.30   | 2.62                   | 3.90  |
| <b>建筑业</b>           | <b>Construction</b>   | <b>51.16</b>  | <b>27.37</b>                     | <b>17.20</b>                                       | <b>6.59</b>            | <b>8.65</b>   |
| 土木工程建筑业              | Civil Engineering   | 44.75         | 23.93                            | 15.57  | 5.25                   | 7.37  |
| 线路管道和设备安装业           | Circuit, Pipelines and Equipment Installation                   | 5.36          | 3.38                             | 0.93   | 1.05                   | 1.12  |
| 装修装饰业                | Buildings Fitting up and Decoration                             | 1.05          | 0.06                             | 0.70   | 0.29                   | 0.16  |
| <b>地质勘查业水利管理业</b>    | <b>Geological Prospecting and Water Conservancy</b>             | <b>8.58</b>   | <b>8.49</b>                      | <b>0.07</b>  | <b>0.02</b>            | <b>2.88</b>   |
| 地质勘查业                | Geological Prospecting  | 5.40          | 5.37                             | 0.01   | 0.02                   | 2.27  |
| 水利管理业                | Water Conservancy   | 3.18          | 3.12                             | 0.06   |                        | 0.61  |
| <b>交通运输、仓储及邮电通信业</b> | <b>Transport, Storage, Post and Telecommunications</b>          | <b>37.47</b>  | <b>31.95</b>                     | <b>3.56</b>  | <b>1.96</b>            | <b>4.46</b>   |
| 铁路运输业                | Railway Transport   | 12.89         | 12.57                            | 0.32   |                        | 1.11  |
| 公路运输业                | Highway Transport   | 8.66          | 5.47                             | 1.85   | 1.34                   | 0.88  |
| 管道运输业                | Pipeline Transport  | 0.03          | 0.01                             | 0.01   | 0.01                   | 0.01  |
| 水上运输业                | Water Way Transport   | 0.39          | 0.06                             | 0.32   | 0.01                   | 0.02  |
| 航空运输业                | Air Transport   | 0.13          | 0.13                             |  |                        | 0.07  |
| 交通运输辅助业              | Transport Supporting and Auxiliary Services                     | 7.81          | 7.15                             | 0.62   | 0.04                   | 0.91  |
| 其他交通运输业              | Other Transport   | 0.01          |                                  | 0.01   |                        |   |
| 仓储业                  | Storage   | 1.84          | 1.68                             | 0.14   | 0.02                   | 0.31  |
| 邮电通信业                | Post and Telecommunications                                     | 5.71          | 4.88                             | 0.29   | 0.54                   | 1.15  |
| <b>批发和零售贸易餐饮业</b>    | <b>Wholesale and Retail Trade &amp; Catering Services</b>       | <b>76.59</b>  | <b>45.86</b>                     | <b>24.46</b>                                       | <b>6.27</b>            | <b>9.15</b>   |
| 食品、饮料、烟草和家庭日用品批发业    | Wholesale Trade of Food, Beverages, Tobacco and Household Goods | 31.53         | 23.77                            | 6.70   | 1.06                   | 3.96  |
| 能源、材料和机械电子设备批发业      | Wholesale Trade of Energy, Materials and Electronic Equipment   | 8.44          | 6.02                             | 1.20   | 1.22                   | 1.39  |
| 其他批发业                | Other Wholesale Trade   | 7.45          | 2.50                             | 4.55   | 0.40                   | 0.75  |
| 零售业                  | Retail Trade  | 26.33         | 12.11                            | 11.05  | 3.17                   | 2.81  |
| 商业经纪与代理业             | Commercial Brokerage and Agencies                               | 0.03          | 0.02                             | 0.01   | 0.00                   | 0.01  |

5-7 续表1 continued

单位:万人

(10 000 persons)

| 类 别                         | Item   | 合计<br>total   | 国有单位                     | 城镇集体<br>单 位                         | 其他单位           | #专 业<br>技术人员                          |
|-----------------------------|--|---------------|--------------------------|-------------------------------------|----------------|---------------------------------------|
|                             |  |               | State-<br>owned<br>Units | Urban<br>Collective-<br>owned Units | Other<br>Units | Specialized<br>Technical<br>Personnel |
| 餐饮业                         | Catering Services  | 2.81          | 1.44                     | 0.95                                | 0.42           | 0.23                                  |
| <b>金融、保险业</b>               | <b>Finance and Insurance</b>   | <b>18.91</b>  | <b>11.81</b>             | <b>6.11</b>                         | <b>0.99</b>    | <b>8.12</b>                           |
| 金融业                         | Finance  | 17.57         | 10.56                    | 6.11                                | 0.90           | 7.86                                  |
| 保险业                         | Insurance  | 1.34          | 1.25                     |                                     | 0.09           | 0.26                                  |
| <b>房地产业</b>                 | <b>Real Estate Trade</b>   | <b>3.74</b>   | <b>2.15</b>              | <b>0.27</b>                         | <b>1.32</b>    | <b>0.84</b>                           |
| 房地产开发与经营业                   | Real Estate Development and Operation  | 2.34          | 0.87                     | 0.23                                | 1.24           | 0.63                                  |
| 房地产管理业                      | Real Estate Management   | 1.26          | 1.15                     | 0.04                                | 0.07           | 0.20                                  |
| 房地产代理与经纪业                   | Real Estate Brokerage and Agencies   | 0.14          | 0.13                     | 0.00                                | 0.01           | 0.01                                  |
| <b>社会服务业</b>                | <b>Social Services</b>   | <b>22.32</b>  | <b>16.12</b>             | <b>3.95</b>                         | <b>2.25</b>    | <b>2.42</b>                           |
| 公共设施服务业                     | Public Facilities Services   | 8.76          | 8.10                     | 0.50                                | 0.16           | 0.74                                  |
| 居民服务业                       | Resident Services  | 1.35          | 0.36                     | 0.89                                | 0.10           | 0.14                                  |
| 旅馆业                         | Hotels   | 8.02          | 5.16                     | 1.49                                | 1.37           | 0.76                                  |
| 租赁服务业                       | Leasing Services   | 0.27          | 0.11                     | 0.08                                | 0.08           | 0.03                                  |
| 旅游业                         | Tourism  | 0.23          | 0.13                     | 0.03                                | 0.07           | 0.05                                  |
| 娱乐服务业                       | Recreational Services  | 0.19          | 0.05                     | 0.06                                | 0.08           | 0.01                                  |
| 信息、咨询服务业                    | Information and Consultancy Services   | 1.21          | 0.83                     | 0.12                                | 0.26           | 0.45                                  |
| 计算机应用服务业                    | Computer Application Services  | 0.19          | 0.06                     | 0.04                                | 0.09           | 0.09                                  |
| 其他社会服务业                     | Other Social Services  | 2.10          | 1.32                     | 0.74                                | 0.04           | 0.15                                  |
| <b>卫生体育和社会福利业</b>           | <b>Health Care, Sporting and Social Welfare</b>  | <b>29.81</b>  | <b>28.63</b>             | <b>1.16</b>                         | <b>0.02</b>    | <b>19.29</b>                          |
| 卫生                          | Health Care  | 28.61         | 27.48                    | 1.12                                | 0.01           | 19.03                                 |
| 体育                          | Sports   | 0.30          | 0.27                     |                                     | 0.03           | 0.07                                  |
| 社会福利保障业                     | Social Welfare   | 0.90          | 0.88                     | 0.04                                | -0.02          | 0.19                                  |
| <b>教育、文化艺术及<br/>广播电影电视业</b> | <b>Education, Culture and Arts, Radio,<br/>Film and Television</b>                                 | <b>102.53</b> | <b>61.59</b>             | <b>40.73</b>                        | <b>0.21</b>    | <b>76.09</b>                          |
| 教育                          | Education  | 96.79         | 56.01                    | 40.62                               | 0.16           | 74.10                                 |
| #普通高等学校                     | Regular Institution of Higher Education  | 3.85          | 3.79                     | 0.02                                | 0.04           | 2.18                                  |
| 普通中学                        | Regular Secondary Schools  | 35.00         | 34.39                    | 0.54                                | 0.07           | 28.42                                 |
| 小学校                         | Primary Schools  | 46.82         | 7.03                     | 39.77                               | 0.02           | 36.32                                 |
| 文化艺术业                       | Culture and Arts   | 3.32          | 3.26                     | 0.06                                |                | 1.27                                  |
| 广播电影电视业                     | Radio, Film and Television   | 2.42          | 2.32                     | 0.05                                | 0.05           | 0.72                                  |
| <b>科学研究和综合<br/>技术服务业</b>    | <b>Scientific Research and Polytechnical Services</b>  | <b>7.44</b>   | <b>7.27</b>              | <b>0.12</b>                         | <b>0.05</b>    | <b>3.86</b>                           |
| 科学研究业                       | Scientific Research  | 2.71          | 2.68                     | 0.02                                | 0.01           | 1.41                                  |
| 自然科学研究                      | Natural Science Research   | 2.40          | 2.38                     | 0.02                                |                | 1.27                                  |
| 社会科学研究                      | Social Science Research  | 0.12          | 0.12                     |                                     |                | 0.06                                  |
| 其他科学研究                      | Other Science Research   | 0.19          | 0.18                     | 0.00                                | 0.01           | 0.08                                  |
| 综合技术服务业                     | Polytechnical Services   | 4.73          | 4.59                     | 0.10                                | 0.04           | 2.45                                  |
| #气象                         | Meteorology  | 0.20          | 0.20                     | 0.00                                | 0.00           | 0.14                                  |
| 地震                          | Seismology   | 0.09          | 0.09                     |                                     | 0.00           | 0.05                                  |
| 测绘                          | Survey and Mapping   | 0.18          | 0.18                     |                                     | 0.00           | 0.08                                  |
| 技术监督                        | Technological Supervision  | 0.92          | 0.91                     | 0.01                                | 0.00           | 0.36                                  |
| 海洋环境                        | Oceanic-Environment  | 0.00          | 0.00                     |                                     | 0.00           | 0.00                                  |
| 环境保护                        | Environmental Protection   | 0.65          | 0.64                     | 0.00                                | 0.01           | 0.21                                  |
| 技术推广和科技<br>交流服务业            | Technology Application & Dissemin-<br>ation as well as Science & Techn-<br>ology Exchange Services | 0.22          | 0.21                     | 0.01                                | 0.00           | 0.10                                  |
| 工程设计业                       | Engineering Design   | 1.90          | 1.85                     | 0.04                                | 0.01           | 1.29                                  |
| 其他综合技术服务业                   | Other Polytechnical Services   | 0.52          | 0.46                     | 0.04                                | 0.02           | 0.23                                  |
| <b>国家机关、政党机关和<br/>社会团体</b>  | <b>Government Agencies, Party Agencies<br/>and Social Organizations</b>                            | <b>80.05</b>  | <b>79.83</b>             | <b>0.22</b>                         |                | <b>8.96</b>                           |
| #国家机关                       | Government Agencies  | 75.66         | 75.45                    | 0.21                                |                | 8.66                                  |
| 政党机关                        | Party Agencies   | 3.52          | 3.52                     |                                     | 0.00           | 0.20                                  |
| <b>其他</b>                   | <b>Others</b>  | <b>5.34</b>   | <b>3.93</b>              | <b>1.04</b>                         | <b>0.37</b>    | <b>0.91</b>                           |
| #企业管理机构                     | Enterprise Management Organizations  | 3.53          | 2.33                     | 0.85                                | 0.35           | 0.69                                  |

### 5-8 各市按登记注册类型分的在岗职工（2000年底）

Number of Staff and Workers at Post  
by registration Status and City (End of 2000)

单位:万人

(10 000 persons)

| 市<br>City         | 合计<br>Total   | 国有单位                     | 城镇集体<br>单位                          | 其他单位           | 内资<br>Internal<br>Funded<br>Economic<br>Units | 港澳台投资<br>Economic<br>Units Funded<br>by Entrepreneurs from Hong<br>Kong, Macao<br>and Taiwan | 外商投资<br>Foreign<br>Funded<br>Economic<br>Units |
|-------------------|---------------|--------------------------|-------------------------------------|----------------|---|--|--|
|                   |               | State-<br>owned<br>Units | Urban<br>Collective-<br>owned Units | Other<br>Units |   |  |  |
| <b>全省 Total</b>   | <b>718.24</b> | <b>455.14</b>            | <b>137.33</b>                       | <b>125.77</b>  | <b>110.85</b>                                 | <b>9.47</b>  | <b>5.45</b>                                    |
| 郑州市 Zhengzhou     | 88.01         | 54.82                    | 12.29                               | 20.90          | 17.51   | 2.38   | 1.01   |
| 开封市 Kaifeng       | 34.68         | 21.97                    | 8.91                                | 3.80           | 3.01  | 0.45   | 0.34   |
| 洛阳市 Luoyang       | 57.35         | 33.06                    | 9.20                                | 15.09          | 13.71   | 0.37   | 1.01   |
| 平顶山市 Pingdingshan | 45.38         | 21.01                    | 9.41                                | 14.96          | 14.07   | 0.82   | 0.07   |
| 安阳市 Anyang        | 39.64         | 23.06                    | 7.04                                | 9.54           | 9.00  | 0.38   | 0.16   |
| 鹤壁市 Hebi          | 15.69         | 11.26                    | 2.04                                | 2.39           | 2.13  | 0.20   | 0.06   |
| 新乡市 Xinxiang      | 47.98         | 31.23                    | 10.19                               | 6.56           | 4.59  | 1.32   | 0.65   |
| 焦作市 Jiaozuo       | 35.27         | 25.76                    | 3.53                                | 5.98           | 5.43  | 0.36   | 0.19   |
| 濮阳市 Puyang        | 30.96         | 20.52                    | 3.37                                | 7.07           | 6.86  | 0.16   | 0.05   |
| 许昌市 Xuchang       | 26.27         | 16.52                    | 5.31                                | 4.44           | 3.96  | 0.29   | 0.19   |
| 漯河市 Luohe         | 20.36         | 10.30                    | 5.85                                | 4.21           | 2.74  | 0.99   | 0.48   |
| 三门峡市 Sanmenxia    | 24.02         | 13.45                    | 3.02                                | 7.55           | 7.41  | 0.09   | 0.05   |
| 南阳市 Nanyang       | 65.82         | 43.97                    | 13.50                               | 8.35           | 7.31  | 0.62   | 0.42   |
| 商丘市 Shangqiu      | 40.36         | 27.43                    | 9.93                                | 3.00           | 2.83  | 0.14   | 0.03   |
| 信阳市 Xinyang       | 39.41         | 23.68                    | 10.16                               | 5.57           | 5.49  | 0.06   | 0.02   |
| 周口市 Zhoukou       | 47.65         | 32.39                    | 11.62                               | 3.64           | 3.12  | 0.42   | 0.10   |
| 驻马店市 Zhumadian    | 33.96         | 23.76                    | 8.11                                | 2.09           | 1.41  | 0.09   | 0.59   |
| 济源市 Jiyuan        | 6.93          | 4.70                     | 1.61                                | 0.62           | 0.27  | 0.31   | 0.04   |

### 5-9 各市按三次产业分的在岗职工（2000年底）

Number of Staff and Workers by Type of Industry and City (End of 2000)

单位:万人

(10 000 persons)

| 市<br>City         | 合计<br>Total   | 第一产业                | 第二产业                  | 第三产业                 | #专业<br>技术人员<br>Specialized<br>Technical<br>Personnel | #女性<br>Female |
|-------------------|---------------|---------------------|-----------------------|----------------------|--|---------------|
|                   |               | Primary<br>Industry | Secondary<br>Industry | Tertiary<br>Industry |  |               |
| <b>全省 Total</b>   | <b>718.24</b> | <b>4.92</b>         | <b>315.81</b>         | <b>397.51</b>        | <b>184.41</b>  | <b>76.24</b>  |
| 郑州市 Zhengzhou     | 88.01         | 0.25                | 40.88                 | 46.88                | 24.76  | 10.61         |
| 开封市 Kaifeng       | 34.68         | 0.15                | 13.98                 | 20.55                | 7.30   | 3.26          |
| 洛阳市 Luoyang       | 57.35         | 0.11                | 30.45                 | 26.79                | 15.68  | 6.42          |
| 平顶山市 Pingdingshan | 45.38         | 0.14                | 25.65                 | 19.59                | 8.48   | 3.49          |
| 安阳市 Anyang        | 39.64         | 0.16                | 21.05                 | 18.43                | 10.06  | 4.30          |
| 鹤壁市 Hebi          | 15.69         | 0.20                | 9.51                  | 5.98                 | 3.37   | 1.43          |
| 新乡市 Xinxiang      | 47.98         | 0.27                | 23.85                 | 23.86                | 12.71  | 5.67          |
| 焦作市 Jiaozuo       | 35.27         | 0.32                | 20.38                 | 14.57                | 7.92   | 3.38          |
| 濮阳市 Puyang        | 30.96         | 0.18                | 13.70                 | 17.08                | 9.28   | 4.65          |
| 许昌市 Xuchang       | 26.27         | 0.19                | 10.24                 | 15.84                | 6.73   | 2.64          |
| 漯河市 Luohe         | 20.36         | 0.10                | 9.18                  | 11.08                | 4.01   | 1.61          |
| 三门峡市 Sanmenxia    | 24.02         | 0.21                | 13.68                 | 10.13                | 6.45   | 2.71          |
| 南阳市 Nanyang       | 65.82         | 0.30                | 28.53                 | 36.99                | 17.36  | 6.65          |
| 商丘市 Shangqiu      | 40.36         | 0.29                | 11.57                 | 28.50                | 11.86  | 4.91          |
| 信阳市 Xinyang       | 39.41         | 0.39                | 12.24                 | 26.78                | 12.68  | 4.38          |
| 周口市 Zhoukou       | 47.65         | 1.16                | 15.74                 | 30.75                | 11.26  | 4.17          |
| 驻马店市 Zhumadian    | 33.96         | 0.42                | 8.77                  | 24.77                | 10.42  | 4.28          |
| 济源市 Jiyuan        | 6.93          | 0.03                | 4.35                  | 2.55                 | 1.62   | 0.61          |

## 5-10 各市分行业在岗职工 (2000年底)

## Number of Staff and Workers at Post by Sector and City (End of 2000)

单位:万人

(10 000 persons)

| 市<br>City            | 合计<br>Total   | 农林牧<br>渔 业   | 工业                           | 建筑业                               |  |  | 地质勘察<br>业、水利<br>管理业   | 交通运<br>输仓储<br>及邮电<br>通信业   |  |
|----------------------|---|--|------------------------------|-----------------------------------|--|--|---|--|--|
|                      |   | Farming,<br>Forestry,<br>Animal<br>Husbandry<br>and<br>Fishery | Industry                     | 采掘业<br>Mining<br>and<br>Quarrying | 制造业<br>Manufac-<br>turing  | 电力、煤气<br>及水的生产<br>和供应业<br>Production<br>and<br>Supply of<br>Electricity,<br>Gas and<br>Water                     | Construction  | Geological<br>and Water<br>Conser-<br>vancy  | Transport,<br>Storage,<br>Post and<br>Telecom-<br>muni-<br>cations |
| 郑 州 市 Zhengzhou      | 88.01   | 0.43   | 30.47                        | 5.29                              | 22.27  | 2.91   | 10.41   | 0.62   | 3.10   |
| 开 封 市 Kaifeng        | 34.68   | 0.26   | 11.57                        | 0.00                              | 10.68  | 0.89   | 2.41  | 0.20   | 1.23   |
| 洛 阳 市 Luoyang        | 57.35   | 0.42   | 26.45                        | 1.15                              | 23.53  | 1.77   | 4.00  | 0.43   | 2.30   |
| 平 顶 山 市 Pingdingshan | 45.38   | 0.30   | 22.84                        | 11.33                             | 10.12  | 1.39   | 2.80  | 0.29   | 1.19   |
| 安 阳 市 Anyang         | 39.64   | 0.29   | 16.52                        | 1.03                              | 14.15  | 1.34   | 4.54  | 0.21   | 1.10   |
| 鹤 壁 市 Hebi           | 15.69   | 0.28   | 8.92                         | 4.78                              | 3.72   | 0.42   | 0.59  | 0.05   | 0.41   |
| 新 乡 市 Xinxiang       | 47.98   | 0.38   | 22.31                        | 0.70                              | 20.45  | 1.16   | 1.54  | 0.37   | 1.74   |
| 焦 作 市 Jiaozuo        | 35.27   | 0.49   | 19.25                        | 5.02                              | 12.51  | 1.72   | 1.13  | 0.21   | 1.19   |
| 濮 阳 市 Puyang         | 30.96   | 0.24   | 8.79                         | 3.48                              | 4.63   | 0.68   | 4.91  | 4.00   | 0.73   |
| 许 昌 市 Xuchang        | 26.27   | 0.37   | 9.14                         | 1.00                              | 7.17   | 0.97   | 1.10  | 0.15   | 1.17   |
| 漯 河 市 Luohe          | 20.36   | 0.27   | 7.63                         | 0.07                              | 7.23   | 0.33   | 1.56  | 0.06   | 0.66   |
| 三 门 峡 市 Sanmenxia    | 24.02   | 0.28   | 12.30                        | 6.43                              | 4.81   | 1.06   | 1.39  | 0.15   | 0.73   |
| 南 阳 市 Nanyang        | 65.82   | 1.11   | 24.36                        | 4.43                              | 18.64  | 1.29   | 4.17  | 0.44   | 2.37   |
| 商 丘 市 Shangqiu       | 40.36   | 0.58   | 9.23                         | 1.89                              | 6.41   | 0.93   | 2.34  | 0.08   | 1.66   |
| 信 阳 市 Xinyang        | 39.41   | 1.28   | 10.10                        | 0.19                              | 8.41   | 1.50   | 2.14  | 0.79   | 2.23   |
| 周 口 市 Zhoukou        | 47.65   | 1.51   | 12.65                        | 0.00                              | 10.99  | 1.66   | 3.09  | 0.15   | 1.72   |
| 驻 马 店 市 Zhumadian    | 33.96   | 1.04   | 7.07                         | 0.03                              | 6.10   | 0.94   | 1.70  | 0.32   | 1.63   |
| 济 源 市 Jiyuan         | 6.93  | 0.06   | 4.12                         | 0.37                              | 3.52   | 0.23   | 0.23  | 0.05   | 0.18   |
| 市<br>City            | 批发零<br>售贸易、<br>餐饮业<br>Wholesale<br>and<br>Retail<br>Trade<br>& Catering<br>Services | 金融、<br>保险业<br>Finance<br>and<br>Insurance                      | 房地产业<br>Real Estate<br>Trade | 社 会<br>服务业<br>Social<br>Services  | 卫生、体<br>育和社会<br>福利业<br>Health<br>Care,<br>Sporting<br>and<br>Social<br>Welfare | 教育、文化<br>和广播<br>艺术和广<br>播<br>电影电视<br>业<br>Education,<br>Culture<br>and Arts,<br>Radio,<br>Film and<br>Television | 科学研<br>究和<br>综合技术<br>服务业<br>Scientific<br>Research<br>and<br>Polyte-<br>chnical<br>Services | 国家机<br>关、<br>政党机关<br>和社会团<br>体<br>Government<br>Agencies,<br>Party<br>Agencies<br>and Social<br>Organi-<br>zations | 其他<br>行业<br>Other<br>Units   |
| 郑 州 市 Zhengzhou      | 9.33  | 3.06   | 0.89                         | 5.05                              | 3.36   | 10.43  | 2.48  | 7.39   | 0.99   |
| 开 封 市 Kaifeng        | 4.52  | 0.97   | 0.43                         | 1.00                              | 1.66   | 5.32   | 0.17  | 4.75   | 0.19   |
| 洛 阳 市 Luoyang        | 4.00  | 1.46   | 0.28                         | 1.92                              | 2.00   | 6.78   | 1.60  | 5.22   | 0.49   |
| 平 顶 山 市 Pingdingshan | 4.21  | 1.04   | 0.22                         | 1.56                              | 1.30   | 4.79   | 0.26  | 4.42   | 0.16   |
| 安 阳 市 Anyang         | 3.60  | 1.10   | 0.17                         | 1.10                              | 1.50   | 5.48   | 0.21  | 3.68   | 0.14   |
| 鹤 壁 市 Hebi           | 1.22  | 0.36   | 0.04                         | 0.32                              | 0.48   | 1.40   | 0.07  | 1.49   | 0.06   |
| 新 乡 市 Xinxiang       | 5.98  | 0.99   | 0.12                         | 1.06                              | 2.05   | 5.84   | 0.42  | 4.98   | 0.20   |
| 焦 作 市 Jiaozuo        | 2.45  | 0.80   | 0.11                         | 0.96                              | 1.44   | 3.68   | 0.14  | 3.17   | 0.25   |
| 濮 阳 市 Puyang         | 2.87  | 0.91   | 0.11                         | 0.44                              | 0.82   | 3.71   | 0.11  | 3.12   | 0.20   |
| 许 昌 市 Xuchang        | 3.11  | 0.72   | 0.13                         | 0.86                              | 1.33   | 4.65   | 0.23  | 3.21   | 0.10   |
| 漯 河 市 Luohe          | 2.97  | 0.69   | 0.10                         | 0.54                              | 0.77   | 2.81   | 0.06  | 2.20   | 0.04   |
| 三 门 峡 市 Sanmenxia    | 1.74  | 0.62   | 0.08                         | 0.83                              | 0.64   | 2.61   | 0.09  | 2.41   | 0.15   |
| 南 阳 市 Nanyang        | 7.56  | 1.60   | 0.38                         | 2.15                              | 3.02   | 10.86  | 0.61  | 6.73   | 0.46   |
| 商 丘 市 Shangqiu       | 6.06  | 0.90   | 0.15                         | 1.00                              | 2.20   | 8.57   | 0.17  | 7.33   | 0.09   |
| 信 阳 市 Xinyang        | 4.95  | 1.27   | 0.20                         | 1.28                              | 1.74   | 7.63   | 0.26  | 5.35   | 0.19   |
| 周 口 市 Zhoukou        | 6.54  | 1.34   | 0.15                         | 0.65                              | 2.34   | 9.16   | 0.23  | 7.88   | 0.24   |
| 驻 马 店 市 Zhumadian    | 4.72  | 0.94   | 0.15                         | 0.70                              | 2.31   | 7.16   | 0.25  | 5.83   | 0.14   |
| 济 源 市 Jiyuan         | 0.33  | 0.12   | 0.01                         | 0.19                              | 0.23   | 0.94   | 0.03  | 0.42   | 0.02   |

## 5-11 离开本单位仍保留劳动关系的职工 (2000年底)

## Number of Staff and Workers Coming off Sentry Duty (End of 2000)

单位:万人

(10 000 persons)

| 类 别                   | Item  | 合计            |                              |   |                        |
|-----------------------|---|---------------|------------------------------|---|------------------------|
|                       |   | Total         | 国有单位<br>State-owned<br>Units | 城镇集体<br>单位<br>Urban<br>Collective-<br>owned Units | 其他单位<br>Other<br>Units |
| <b>总 计</b>            | <b>Total</b>  | <b>116.67</b> | <b>68.90</b>                 | <b>27.76</b>                                      | <b>20.01</b>           |
| <b>按企业、事业、机关分</b>     | <b>Grouped by Enterprises, Institutions<br/>and Agencies</b>    |               |                              |   |                        |
| 企业                    | Enterprises   | 111.62        | 64.29                        | 27.32   | 20.01                  |
| 事业                    | Institutions  | 3.64          | 3.20                         | 0.44  |                        |
| 机关                    | Agencies & Organizations  | 1.41          | 1.41                         |   |                        |
| <b>按国民经济行业分</b>       | <b>Grouped by Sector</b>  |               |                              |   |                        |
| 农林牧渔业                 | Farming, Forestry, Animal<br>Husbandry and Fishery              | 1.02          | 0.95                         | 0.06  | 0.01                   |
| 工业                    | Industry  | 63.63         | 34.73                        | 12.07   | 16.83                  |
| 采掘业                   | Mining and Quarrying  | 7.53          | 4.71                         | 0.13  | 2.69                   |
| 制造业                   | Manufacturing   | 55.19         | 29.12                        | 11.94   | 14.13                  |
| 电力、煤气及水的生产<br>和供应业    | Production and Supply of Electricity,<br>Gas and Water          | 0.93          | 0.91                         |   | 0.02                   |
| 建筑业                   | Construction  | 5.05          | 3.47                         | 1.27  | 0.31                   |
| 地质勘查业、水利管理业           | Geological Prospecting and Water<br>Conservancy                 | 1.70          | 1.69                         | 0.01  |                        |
| 交通运输、仓储及邮电通信业         | Transport, Storage, Post and Telecom-<br>munications            | 5.64          | 4.08                         | 1.39  | 0.17                   |
| 批发和零售贸易、餐饮业           | Wholesale and Retail Trade & Catering<br>Services               | 33.04         | 18.69                        | 11.96   | 2.39                   |
| 金融、保险业                | Finance and Insurance   | 0.73          | 0.61                         | 0.08  | 0.04                   |
| 房地产业                  | Real Estate Trade   | 0.23          | 0.13                         | 0.01  | 0.09                   |
| 社会服务业                 | Social Services   | 1.65          | 1.05                         | 0.51  | 0.09                   |
| 卫生、体育和社会福利事业          | Health Care, Sporting and Social Welfare                        | 0.64          | 0.59                         | 0.05  | 0.00                   |
| 教育、文化、艺术和广播<br>电影电视事业 | Education, Culture and Arts, Radio,<br>Film and Television      | 1.12          | 0.91                         | 0.21  | 0.00                   |
| 科学研究和综合技术服务业          | Scientific Research and Polytechnical<br>Services               | 0.27          | 0.27                         | 0.00  | 0.00                   |
| 国家机关、政党机关<br>和社会团体    | Government Agencies, Party Agencies<br>and Social Organizations | 1.43          | 1.43                         | 0.00  |                        |
| 其他行业                  | Others  | 0.52          | 0.30                         | 0.14  | 0.08                   |
| <b>按三次产业分</b>         | <b>Grouped by Industry</b>                                      |               |                              |   |                        |
| 第一产业                  | Primary Industry  | 0.67          | 0.66                         | 0.00  | 0.01                   |
| 第二产业                  | Secondary Industry  | 68.67         | 38.2                         | 13.33   | 17.14                  |
| 第三产业                  | Tertiary industry   | 47.33         | 30.04                        | 14.43   | 2.86                   |

## 5-12 各市离开本单位仍保留劳动关系的职工(2000年底)

## Number of Staff and Workers Coming of Sentry Duty by City (End of 2000)

单位:万人

(10 000 persons)

| 市<br>City            | 合计<br>Total   | 按登记注册类型分<br>by Status of Registration |  |                            |   |  |  | 按三次产业分<br>by Type of Industry |                               |                              |
|----------------------|---------------|---------------------------------------|--|----------------------------|---|--|--|-------------------------------|-------------------------------|------------------------------|
|                      |               | 国有<br>单位<br>State-<br>owned<br>Units  | 城镇集体<br>单位<br>Urban<br>Collecti-<br>veowned<br>Units | 其他<br>单位<br>Other<br>Units | 内资<br>Internal<br>Funded<br>Economic<br>Units | 港澳台投资<br>Economic<br>Units Fun-<br>ded by En-<br>trepreneurs<br>from Hong<br>Kong, Macao<br>and Taiwan | 外商投资<br>Foreign<br>Funded<br>Economic<br>Units | 第一产业<br>Primary<br>Industry   | 第二产业<br>Secondary<br>Industry | 第三产业<br>Tertiary<br>industry |
|                      |               |                                       |  |                            |   |  |  |                               |                               |                              |
| <b>全 省 Total</b>     | <b>116.67</b> | <b>68.90</b>                          | <b>27.76</b>   | <b>20.01</b>               | <b>18.93</b>                                  | <b>0.74</b>  | <b>0.35</b>                                    | <b>0.67</b>                   | <b>68.67</b>                  | <b>47.33</b>                 |
| 郑 州 市 Zhengzhou      | 11.04         | 5.79                                  | 1.62   | 3.63                       | 3.52  | 0.08   | 0.03   | 0.02                          | 7.12                          | 3.90                         |
| 开 封 市 Kaifeng        | 10.78         | 6.79                                  | 3.10   | 0.89                       | 0.79  | 0.06   | 0.04   | 0.22                          | 6.68                          | 3.88                         |
| 洛 阳 市 Luoyang        | 11.57         | 6.49                                  | 2.30   | 2.78                       | 2.67  | 0.03   | 0.08   | 0.03                          | 8.22                          | 3.32                         |
| 平 顶 山 市 Pingdingshan | 8.20          | 4.26                                  | 2.02   | 1.92                       | 1.88  | 0.03   | 0.01   | 0.02                          | 5.83                          | 2.35                         |
| 安 阳 市 Anyang         | 7.62          | 4.33                                  | 2.09   | 1.20                       | 1.13  | 0.05   | 0.02   | 0.01                          | 5.03                          | 2.58                         |
| 鹤 壁 市 Hebi           | 3.05          | 1.72                                  | 0.45   | 0.88                       | 0.83  | 0.05   | 0.00   | 0.05                          | 2.05                          | 0.95                         |
| 新 乡 市 Xinxiang       | 8.95          | 5.52                                  | 2.68   | 0.75                       | 0.66  | 0.09   | 0.00   | 0.01                          | 5.69                          | 3.25                         |
| 焦 作 市 Jiaozuo        | 7.03          | 4.39                                  | 1.58   | 1.06                       | 0.97  | 0.07   | 0.02   | 0.01                          | 4.79                          | 2.23                         |
| 濮 阳 市 Puyang         | 2.81          | 2.19                                  | 0.45   | 0.17                       | 0.13  | 0.00   | 0.04   | 0.00                          | 0.93                          | 1.88                         |
| 许 昌 市 Xuchang        | 5.51          | 3.20                                  | 1.45   | 0.86                       | 0.83  | 0.02   | 0.01   | 0.03                          | 3.24                          | 2.24                         |
| 漯 河 市 Luohe          | 1.22          | 0.61                                  | 0.19   | 0.42                       | 0.41  | 0.01   | 0.00   | 0.00                          | 0.57                          | 0.65                         |
| 三 门 峡 市 Sanmenxia    | 3.47          | 1.85                                  | 0.52   | 1.10                       | 1.08  | 0.01   | 0.01   | 0.02                          | 2.20                          | 1.25                         |
| 南 阳 市 Nanyang        | 8.26          | 5.08                                  | 1.71   | 1.47                       | 1.38  | 0.07   | 0.02   | 0.02                          | 4.23                          | 4.01                         |
| 商 丘 市 Shangqiu       | 5.30          | 3.84                                  | 1.17   | 0.29                       | 0.21  | 0.07   | 0.01   | 0.01                          | 2.27                          | 3.02                         |
| 信 阳 市 Xinyang        | 8.98          | 4.93                                  | 2.53   | 1.50                       | 1.50  | 0.00   | 0.00   | 0.15                          | 3.83                          | 5.00                         |
| 周 口 市 Zhoukou        | 5.93          | 3.46                                  | 1.73   | 0.74                       | 0.62  | 0.09   | 0.03   | 0.04                          | 3.10                          | 2.79                         |
| 驻 马 店 市 Zhumadian    | 4.75          | 3.11                                  | 1.37   | 0.27                       | 0.25  | 0.02   | 0.00   | 0.04                          | 1.63                          | 3.08                         |
| 济 源 市 Ji yuan        | 1.13          | 0.67                                  | 0.40   | 0.06                       | 0.04  | 0.01   | 0.01   |                               | 1.02                          | 0.11                         |

### 5-13 城镇失业和新就业人数

#### Number of Unemployed and Newly Employed persons in Urban Areas

单位: 万人

(10 000 persons)

| 分 类            | Type   | 1985         | 1990         | 1995         | 1999         | 2000         |
|----------------|--|--------------|--------------|--------------|--------------|--------------|
| <b>城镇失业人数</b>  | <b>Number of Unemployed</b>  | <b>16.10</b> | <b>25.09</b> | <b>20.11</b> | <b>22.01</b> | <b>21.40</b> |
| 登记失业率(%)       | Registered Rate of Unemployment  | 2.5          | 3.3          | 2.1          | 2.6          | 2.6          |
| <b>城镇新就业人数</b> | <b>Number of New Employed</b>  | <b>36.87</b> | <b>41.22</b> | <b>59.61</b> | <b>53.91</b> | <b>33.58</b> |
| 按来源分           | by Source  |              |              |              |              |              |
| 城镇劳动力          | Urban Labour   | 18.60        | 12.86        | 30.27        | 29.24        | 11.01        |
| 乡村劳动力          | Rural Labour   | 6.22         | 6.36         | 10.62        | 5.78         | 6.03         |
| 大中专技校毕业生       | Graduates from Universities, Specialized<br>Secondary School and Technical Schools | 5.31         | 8.24         | 10.55        | 9.79         | 9.96         |
| 转业复员军人         | Retired Armymen  | 3.68         | 4.33         | 3.30         | 2.71         | 2.83         |
| 其他             | Others   | 3.06         | 9.43         | 4.87         | 6.39         | 3.75         |
| 按安置去向分         | by Assignment  |              |              |              |              |              |
| 国有单位           | State-owned Units  | 21.54        | 29.68        | 27.36        | 21.30        | 20.10        |
| 城镇集体单位         | Urban Collective-owned Units   | 8.92         | 11.09        | 7.77         | 6.68         | 6.73         |
| 其他单位           | Other Units  |              | 0.25         | 3.52         | 6.83         | 6.29         |
| 从事个体及私营劳动      | Urban Self-Employed and Private Enterprises  | 6.41         | 0.20         | 20.96        | 19.10        | 0.46         |

### 5-14 各市城镇失业人数和失业率

#### Number of Unemployed and Rate of Unemployment in Urban Area by City

| 市       | City         | 年底失业人数(人)                                     |       |       |       | 登记失业率(%)                           |      |      |      |
|---------|--------------|---|-------|-------|-------|------------------------------------|------|------|------|
|         |              | Number of Unemployed End of the year (person) |       |       |       | Registered Rate of Unemployment(%) |      |      |      |
|         |              | 1990  | 1995  | 1999  | 2000  | 1990                               | 1995 | 1999 | 2000 |
| 郑 州 市   | Zhengzhou    | 19172   | 21124 | 24998 | 21994 | 2.1                                | 1.9  | 2.1  | 2.0  |
| 开 封 市   | Kaifeng      | 21637   | 18790 | 15201 | 15088 | 5.0                                | 3.6  | 3.2  | 3.2  |
| 洛 阳 市   | Luoyang      | 19873   | 13487 | 19100 | 20500 | 2.8                                | 1.6  | 2.6  | 2.8  |
| 平 顶 山 市 | Pingdingshan |   |       | 12479 | 11502 |                                    |      | 2.3  | 2.1  |
| 安 阳 市   | Anyang       | 6553  | 22564 | 11832 | 13980 | 1.5                                | 4.2  | 2.5  | 3.4  |
| 鹤 壁 市   | Hebi         | 8842  | 4677  | 9472  | 1547  | 4.7                                | 1.6  | 4.0  | 0.9  |
| 新 乡 市   | Xinxiang     | 14379   | 10570 | 18750 | 19276 | 2.6                                | 1.9  | 3.0  | 3.1  |
| 焦 作 市   | Jiaozuo      |   |       | 14676 | 12059 | 6.2                                | 1.7  | 3.2  | 3.0  |
| 濮 阳 市   | Puyang       | 6008  | 5977  | 11060 | 11455 | 2.0                                | 1.5  | 3.1  | 3.4  |
| 许 昌 市   | Xuchang      |   |       | 6452  | 7005  |                                    |      | 2.3  | 2.3  |
| 漯 河 市   | Luohe        | 6980  | 6552  | 4441  | 5820  | 4.1                                | 2.9  | 2.1  | 2.7  |
| 三 门 峡 市 | Sanmenxia    | 11829   | 6991  | 7570  | 8056  | 4.4                                | 2.0  | 2.6  | 2.8  |
| 南 阳 市   | Nanyang      | 31420   | 21055 | 27913 | 26675 | 4.7                                | 2.6  | 2.3  | 3.4  |
| 商 丘 市   | Shangqiu     | 4918  | 2703  | 11260 | 11837 | 1.4                                | 0.6  | 2.9  | 3.0  |
| 信 阳 市   | Xinyang      | 19446   | 20393 | 11046 | 13757 | 4.3                                | 3.6  | 2.5  | 3.2  |
| 周 口 市   | Zhoukou      | 10421   | 3881  | 1440  | 892   | 2.3                                | 0.6  | 0.5  | 0.2  |
| 驻 马 店 市 | Zhumadian    | 11165   | 9724  | 10654 | 10929 | 3.2                                | 2.2  | 2.6  | 2.5  |
| 济 源 市   | Jiyuan       |   |       | 1800  | 1606  |                                    |      | 2.1  | 2.3  |

## 5-15 历年职工工资、指数和保险福利费用

### Total Wages of Staff and Workers, Related Indices and Insurance & Welfare Funds over the Years

| 年份<br>Year | 工资总额<br>(万元)<br>Total Wages<br>(10 000 yuan) |  |                            |                            | 平均工资<br>(元)<br>Average Wage<br>(yuan) |  |                            |                            | 平均工资指数(以上年为100)<br>Index of Average Wage<br>(Preceding year=100) |                                      |  |                            | 职工保险<br>福利费用<br>总额<br>(万元)<br>Total<br>Insurance<br>and Welfare<br>Funds (10<br>000yuan) |
|------------|--|--|----------------------------|----------------------------|---------------------------------------|--|----------------------------|----------------------------|--|--------------------------------------|--|----------------------------|--|
|            | 国有<br>单位<br>State-<br>owned<br>Units         | 城镇集体<br>单位<br>Urban<br>Collecti-<br>veowned<br>Units | 其他<br>单位<br>Other<br>Units | 其他<br>单位<br>Other<br>Units | 国有<br>单位<br>State-<br>owned<br>Units  | 城镇集体<br>单位<br>Urban<br>Collecti-<br>veowned<br>Units | 其他<br>单位<br>Other<br>Units | 其他<br>单位<br>Other<br>Units | 全部职工<br>Total<br>Staff<br>and<br>Workers                         | 国有<br>单位<br>State-<br>owned<br>Units | 城镇集体<br>单位<br>Urban<br>Collecti-<br>veowned<br>Units | 其他<br>单位<br>Other<br>Units |  |
| 1952       | 14341  | 14341  |                            |                            | 347                                   | 347  |                            |                            |  |                                      |  |                            |  |
| 1953       | 24139  | 24139  |                            |                            | 357                                   | 357  |                            |                            |  |                                      |  |                            |  |
| 1954       | 25276  | 25276  |                            |                            | 387                                   | 387  |                            |                            |  |                                      |  |                            |  |
| 1955       | 32698  | 32698  |                            |                            | 409                                   | 409  |                            |                            |  |                                      |  |                            |  |
| 1956       | 46191  | 46191  |                            |                            | 497                                   | 497  |                            |                            |  |                                      |  |                            |  |
| 1957       | 58953  | 58953  |                            |                            | 546                                   | 546  |                            |                            |  |                                      |  |                            |  |
| 1958       | 68497  | 68497  |                            |                            | 441                                   | 441  |                            |                            | 82.4   |                                      |  |                            |  |
| 1959       | 96892  | 96892  |                            |                            | 445                                   | 445  |                            |                            | 100.0  |                                      |  |                            |  |
| 1960       | 106399                                       | 106399   |                            |                            | 451                                   | 451  |                            |                            | 99.4   |                                      |  |                            |  |
| 1961       | 100186                                       | 100186   |                            |                            | 479                                   | 479  |                            |                            | 82.7   |                                      |  |                            |  |
| 1962       | 83304  | 83304  |                            |                            | 538                                   | 538  |                            |                            | 130.4  |                                      |  |                            |  |
| 1963       | 83981  | 83981  |                            |                            | 583                                   | 583  |                            |                            | 125.3  |                                      |  |                            |  |
| 1964       | 89835  | 89835  |                            |                            | 606                                   | 606  |                            |                            | 108.1  |                                      |  |                            |  |
| 1965       | 108860                                       | 90662  | 18198                      |                            | 503                                   | 599  | 369                        | 86.2                       | 102.6  |                                      |  |                            |  |
| 1966       | 111883                                       | 92375  | 19508                      |                            | 540                                   | 589  | 388                        | 108.9                      | 99.7   | 106.6                                |  |                            |  |
| 1967       | 113170                                       | 93116  | 20054                      |                            | 538                                   | 580  | 403                        | 98.8                       | 97.7   | 103.0                                |  |                            |  |
| 1968       | 108837                                       | 94056  | 14781                      |                            | 546                                   | 578  | 408                        | 101.5                      | 99.7   | 101.2                                |  |                            |  |
| 1969       | 114022                                       | 99923  | 14099                      |                            | 554                                   | 582  | 413                        | 101.5                      | 100.7  | 101.2                                |  |                            |  |
| 1970       | 128670                                       | 111797   | 16873                      |                            | 547                                   | 573  | 424                        | 98.9                       | 98.7   | 102.9                                |  |                            |  |
| 1971       | 141320                                       | 121668   | 19652                      |                            | 634                                   | 555  | 434                        | 97.7                       | 97.0   | 102.5                                |  |                            |  |
| 1972       | 162532                                       | 140940   | 21592                      |                            | 567                                   | 593  | 441                        | 106.2                      | 106.8  | 101.6                                |  |                            |  |
| 1973       | 166157                                       | 144706   | 21451                      |                            | 560                                   | 581  | 453                        | 98.7                       | 97.9   | 102.6                                |  |                            |  |
| 1974       | 175746                                       | 151638   | 24108                      |                            | 557                                   | 589  | 465                        | 99.4                       | 101.3  | 102.5                                |  |                            |  |
| 1975       | 181204                                       | 153736   | 27468                      |                            | 561                                   | 581  | 488                        | 100.5                      | 98.4   | 104.7                                |  |                            |  |
| 1976       | 189058                                       | 160274   | 28784                      |                            | 558                                   | 576  | 477                        | 99.2                       | 98.8   | 97.5                                 |  |                            |  |
| 1977       | 202161                                       | 168292   | 33869                      |                            | 563                                   | 578  | 497                        | 101.0                      | 100.4  | 104.3                                |  |                            |  |
| 1978       | 242963                                       | 206528   | 36435                      |                            | 590                                   | 609  | 496                        | 104.8                      | 105.4  | 99.8                                 |  |                            | 28161  |
| 1979       | 276290                                       | 235982   | 40307                      |                            | 644                                   | 668  | 533                        | 108.8                      | 109.4  | 107.1                                |  |                            | 33909  |
| 1980       | 329307                                       | 281420   | 47887                      |                            | 730                                   | 759  | 597                        | 106.9                      | 107.2  | 105.7                                |  |                            | 45861  |
| 1981       | 354286                                       | 303343   | 50943                      |                            | 742                                   | 772  | 604                        | 99.3                       | 99.3   | 98.8                                 |  |                            | 56630  |
| 1982       | 374013                                       | 318162   | 55851                      |                            | 754                                   | 789  | 604                        | 99.8                       | 100.4  | 98.2                                 |  |                            | 63150  |
| 1983       | 391856                                       | 333617   | 58239                      |                            | 767                                   | 805  | 606                        | 98.9                       | 99.2   | 97.5                                 |  |                            | 73409  |
| 1984       | 462403                                       | 377555   | 84737                      | 111                        | 866                                   | 921  | 686                        | 809                        | 110.5  | 111.9                                | 110.8  |                            | 85071  |
| 1985       | 578470                                       | 470624   | 107617                     | 229                        | 1015                                  | 1080   | 804                        | 1014                       | 110.1  | 110.1                                | 110.0  | 117.7                      | 109279   |
| 1986       | 695690                                       | 569687   | 125714                     | 289                        | 1159                                  | 1245   | 882                        | 1079                       | 106.9  | 107.9                                | 102.7  | 99.6                       | 103008   |
| 1987       | 789800                                       | 643435   | 145781                     | 584                        | 1258                                  | 1347   | 974                        | 1559                       | 100.7  | 100.4                                | 102.4  | 134.0                      | 112913   |
| 1988       | 959048                                       | 786621   | 171755                     | 672                        | 1470                                  | 1582   | 1110                       | 1520                       | 96.2   | 96.7                                 | 93.8   | 80.2                       | 123770   |
| 1989       | 1087014                                      | 894837   | 191249                     | 928                        | 1628                                  | 1767   | 1191                       | 1724                       | 96.4   | 97.2                                 | 93.4   | 98.7                       | 169246   |
| 1990       | 1238636                                      | 1025211  | 211891                     | 1534                       | 1825                                  | 1997   | 1288                       | 2128                       | 111.5  | 112.5                                | 107.6  | 122.8                      | 207630   |
| 1991       | 1381842                                      | 1135826  | 243273                     | 2743                       | 1964                                  | 2132   | 1433                       | 2477                       | 102.4  | 101.6                                | 105.9  | 110.8                      | 230044   |
| 1992       | 1655136                                      | 1383830  | 265082                     | 6224                       | 2269                                  | 2473   | 1583                       | 2544                       | 107.3  | 107.7                                | 102.6  | 95.4                       | 256433   |
| 1993       | 2008244                                      | 1688941  | 288980                     | 30323                      | 2646                                  | 2860   | 1821                       | 3097                       | 105.4  | 104.6                                | 104.0  | 110.1                      | 297889   |
| 1994       | 2751812                                      | 2298663  | 356551                     | 96598                      | 3545                                  | 3851   | 2295                       | 4038                       | 105.2  | 105.7                                | 98.9   | 102.3                      | 267836   |
| 1995       | 3477035                                      | 2841666  | 477868                     | 157501                     | 4344                                  | 4677   | 3007                       | 4644                       | 104.8  | 103.9                                | 112.1  | 98.4                       | 305640   |
| 1996       | 4074296                                      | 3320302  | 547677                     | 206317                     | 4924                                  | 5265   | 3485                       | 5197                       | 103.5  | 102.8                                | 105.8  | 102.2                      | 333663   |
| 1997       | 4340763                                      | 3363415  | 660451                     | 316897                     | 5225                                  | 5643   | 3797                       | 5209                       | 103.6  | 104.7                                | 106.4  | 97.9                       | 348982   |
| 1998       | 4410088                                      | 2997627  | 633634                     | 678827                     | 5781                                  | 6204   | 4258                       | 5976                       | 119.9  | 120.4                                | 117.5  | 117.2                      | 331755   |
| 1999       | 4456079                                      | 3071692  | 623099                     | 761288                     | 6194                                  | 6594   | 4639                       | 6384                       | 110.9  | 110.0                                | 112.8  | 110.6                      | 352112   |
| 2000       | 4956622                                      | 3383893  | 664368                     | 908361                     | 6930                                  | 7453   | 4913                       | 7212                       | 112.9  | 114.1                                | 106.9  | 114.0                      | 304048   |

注: 1.本表平均工资指数按实际工资计算,即扣除了职工生活费用价格变动因素。

2.1994年始全部职工保险福利费用总额,不含交通补贴和洗理费,与以前年度不尽可比。

3.1998年及以后年度工资总额、保险福利费为在岗职工口径,与以前年度不尽可比(下同)。

a)Indices of average wage in this table were calculated on practical wage,change factor of employee maintenance price was taken out.

b)Total of insurance and welfare funds of Employed staff and workers since 1994 didn't contained traffic allowance and wash-haircut charge,and can't compared with before years.

c)Total wages ,insurance and welfare funds were totalized by all employed staff and workers ,and can't compared with before years (the same as in the following tables).



5-16 各种分组的在岗职工工资总额和平均工资

**Total Wages and Average Wage of Staff  
and Workers at Post by Groups**

| 类 别                | Type  | 工资总额(万元)<br>Total wages<br>(10 000yuan) |                | 平均工资(元)<br>Average Wage<br>(yuan) |             |
|--------------------|---|---|----------------|-----------------------------------|-------------|
|                    |   | 1999                                    | 2000           | 1999                              | 2000        |
| <b>总 计</b>         | <b>Total</b>  | <b>4456079</b>                          | <b>4956622</b> | <b>6194</b>                       | <b>6930</b> |
| <b>按企业、事业、机关分</b>  | <b>Grouped by Enterprises, Institutions<br/>and Agencies</b>    |   |                |                                   |             |
| 企 业                | Enterprises   | 2922626                                 | 3268637        | 6028                              | 6913        |
| 事 业                | Institutions  | 1019777                                 | 1117626        | 6406                              | 6805        |
| 机 关                | Agencies & Organizations  | 513676                                  | 570359         | 6819                              | 7297        |
| <b>按国民经济行业分</b>    | <b>Grouped by Sector</b>  |   |                |                                   |             |
| 农林牧渔业              | Farming, Forestry, Animal Husbandry<br>and Fishery              | 43513                                   | 45048          | 4487                              | 4689        |
| 工 业                | Industry  | 1702351                                 | 1767239        | 5966                              | 6671        |
| 采掘业                | Mining and Quarrying  | 402741                                  | 359690         | 7234                              | 7557        |
| 制造业                | Manufacturing   | 1118369                                 | 1199750        | 5416                              | 6114        |
| 电力、煤气及水的生产<br>和供应业 | Production and Supply of Electricity,<br>Gas and Water          | 181241                                  | 207799         | 8665                              | 9842        |
| 建筑业                | Construction  | 285804                                  | 325072         | 5816                              | 6423        |
| 地质勘查业、水利管理业        | Geological Prospecting and Water<br>Conservancy                 | 30034                                   | 100955         | 5936                              | 11014       |
| 交通运输、仓储及邮电通信业      | Transport, Storage, Post and Telecom-<br>munications            | 316243                                  | 417733         | 8499                              | 11333       |
| 批发和零售贸易、餐饮业        | Wholesale and Retail Trade & Catering<br>Services               | 333970                                  | 353181         | 4275                              | 4602        |
| 金融、保险业             | Finance and Insurance   | 168581                                  | 184375         | 8856                              | 9531        |
| 房地产业               | Real Estate Trade   | 20297                                   | 27334          | 6608                              | 7391        |
| 社会服务业              | Social Services   | 129763                                  | 142033         | 5965                              | 6468        |
| 卫生、体育和社会福利事业       | Health Care, Sporting and Social Welfare                        | 201512                                  | 231562         | 7108                              | 7838        |
| 教育、文化和广播<br>电影电视事业 | Education, Culture and Arts, Radio, Film<br>and Television      | 586956                                  | 662974         | 6240                              | 6584        |
| 科学研究和综合技术服务业       | Scientific Research and Polytechnical<br>Services               | 64767                                   | 69376          | 8799                              | 9373        |
| 国家机关、政党机关<br>和社会团体 | Government Agencies, Party Agencies and<br>Social Organizations | 533015                                  | 588732         | 6861                              | 7415        |
| 其他行业               | Others  | 39273                                   | 41008          | 6860                              | 7797        |
| <b>按三次产业分</b>      | <b>Grouped by Industry</b>                                      |   |                |                                   |             |
| 第一产业               | Primary Industry  | 18899                                   | 20363          | 4009                              | 4154        |
| 第二产业               | Secondary Industry  | 1988154                                 | 2092311        | 5984                              | 6631        |
| 第三产业               | Tertiary industry   | 2449026                                 | 2843948        | 6404                              | 7204        |

## 5-17 各种分组的在岗职工工资总额 (2000年)

## Total Wages of Staff and Workers at Post by Groups (2000)

单位:万元

(10 000 yuan)

| 类 别<br>Type  | 工资总额           |                           |  |                     |
|--|----------------|---------------------------|--|---------------------|
|  | Total Wages    | 国有单位<br>State-owned Units | 城镇集体单位<br>Urban Collective-owned Units | 其他单位<br>Other Units |
| <b>总 计</b><br><b>Total</b>   | <b>4956622</b> | <b>3383893</b>            | <b>664368</b>                          | <b>908361</b>       |
| <b>按隶属关系分</b><br><b>Grouped by administration</b>                                    |                |                           |  |                     |
| 中 央<br>Centre  |                | 1003112                   |  |                     |
| 省、自治区、直辖市<br>Province  |                | 302268                    |  |                     |
| 市<br>City  |                | 740561                    |  |                     |
| 县及县以下<br>County and below  |                | 1326462                   |  |                     |
| 其 他<br>Others  |                | 11490                     |  |                     |
| <b>按企业、事业、机关分</b><br><b>Grouped by Enterprises, Institutions and Agencies</b>        |                |                           |  |                     |
| 企 业<br>Enterprises   | 3268637        | 1923085                   | 438592                                 | 906960              |
| 事 业<br>Institutions  | 1117626        | 891426                    | 224799                                 | 1401                |
| 机 关<br>Agencies & Organizations  | 570359         | 569382                    | 977                                    |                     |
| <b>按国民经济行业分</b><br><b>Grouped by Sector</b>  |                |                           |  |                     |
| <b>农、林、牧、渔业</b><br><b>Farming, Forestry, Animal Husbandry and Fishery</b>            | <b>45048</b>   | <b>41050</b>              | <b>3300</b>                            | <b>698</b>          |
| 农 业<br>Farming   | 12010          | 11459                     | 439                                    | 112                 |
| 林 业<br>Forestry  | 4587           | 4545                      | 39                                     | 3                   |
| 畜 牧 业<br>Animal Husbandry  | 3145           | 2121                      | 511                                    | 513                 |
| 渔 业<br>Fishery   | 621            | 550                       | 56                                     | 15                  |
| 农、林、牧、渔服务业<br>Services   | 24685          | 22375                     | 2255                                   | 55                  |
| <b>工业</b><br><b>Industry</b>   | <b>1767239</b> | <b>821802</b>             | <b>170555</b>                          | <b>774882</b>       |
| 采掘业<br>Mining and Quarrying  | 359690         | 154242                    | 8946                                   | 196502              |
| 制造业<br>Manufacturing   | 1199750        | 492034                    | 159295                                 | 548421              |
| 电力、煤气及水的生产和供应业<br>Production and Supply of Electricity, Gas and Water                | 207799         | 175526                    | 2314                                   | 29959               |
| <b>建筑业</b><br><b>Construction</b>  | <b>325072</b>  | <b>203169</b>             | <b>80678</b>                           | <b>41225</b>        |
| 土木工程建筑业<br>Civil Engineering   | 263920         | 162607                    | 70695                                  | 30618               |
| 线路管道和设备安装业<br>Circuit, Pipelines and Equipment Installation                          | 55264          | 40023                     | 6615                                   | 8626                |
| 装修装饰业<br>Buildings Fitting up and Decoration   | 5888           | 539                       | 3368                                   | 1981                |
| <b>地质勘查业水利管理业</b><br><b>Geological Prospecting and Water Conservancy</b>             | <b>100955</b>  | <b>100590</b>             | <b>288</b>                             | <b>77</b>           |
| 地质勘查业<br>Geological Prospecting  | 81505          | 81378                     | 60                                     | 67                  |
| 水利管理业<br>Water Conservancy   | 19450          | 19212                     | 228                                    | 10                  |
| <b>交通运输、仓储及邮电通信业</b><br><b>Transport, Storage, Post and Telecommunications</b>       | <b>417733</b>  | <b>388064</b>             | <b>16142</b>                           | <b>13527</b>        |
| 铁路运输业<br>Railway Transport   | 241237         | 239412                    | 1770                                   | 55                  |
| 公路运输业<br>Highway Transport   | 45425          | 30171                     | 8222                                   | 7032                |
| 管道运输业<br>Pipeline Transport  | 386            | 120                       | 266                                    | 0                   |
| 水上运输业<br>Water Way Transport   | 1097           | 218                       | 865                                    | 14                  |
| 航空运输业<br>Air Transport   | 1775           | 1775                      |  |                     |
| 交通运输辅助业<br>Transport Supporting and Auxiliary Services                               | 54283          | 50684                     | 3186                                   | 413                 |
| 其他交通运输业<br>Other Transport   | 59             |                           | 29                                     | 30                  |
| 仓储业<br>Storage   | 11038          | 10366                     | 552                                    | 120                 |
| 邮电通信业<br>Post and Telecommunications   | 62433          | 55318                     | 1252                                   | 5863                |
| <b>批发和零售贸易餐饮业</b><br><b>Wholesale and Retail Trade &amp; Catering Services</b>       | <b>353181</b>  | <b>224217</b>             | <b>96090</b>                           | <b>32874</b>        |
| 食品、饮料、烟草和家庭日用品批发业<br>Wholesale Trade of Food, Beverages, Tobacco and Household Goods | 149205         | 119293                    | 23858                                  | 6054                |
| 能源、材料和机械电子设备批发业<br>Wholesale Trade of Energy, Materials and Electronic Equipment     | 47285          | 33642                     | 6328                                   | 7315                |
| 其他批发业<br>Other Wholesale Trade   | 30854          | 12189                     | 16471                                  | 2194                |
| 零售业<br>Retail Trade  | 111727         | 51535                     | 45192                                  | 15000               |
| 商业经纪与代理业<br>Commercial Brokerage and Agencies  | 177            | 124                       | 45                                     | 8                   |
| 餐饮业<br>Catering Services   | 13933          | 7434                      | 4196                                   | 2303                |

5-17 续表1 continued

单位:万元

(10 000 yuan)

| 类 别                 | Type   | 工资总额          |                   |  |                     |
|---------------------|--|---------------|-------------------|--|---------------------|
|                     |  | Total Wages   | State-owned Units | 城镇集体单位<br>Urban Collective-owned Units | 其他单位<br>Other Units |
| <b>金融、保险业</b>       | <b>Finance and Insurance</b>   | <b>184375</b> | <b>121481</b>     | <b>49767</b>                           | <b>13127</b>        |
| 金融业                 | Finance  | 171918        | 109850            | 49764                                  | 12304               |
| 保险业                 | Insurance  | 12457         | 11631             | 3                                      | 823                 |
| <b>房地产业</b>         | <b>Real Estate Trade</b>   | <b>27334</b>  | <b>14919</b>      | <b>1608</b>                            | <b>10807</b>        |
| 房地产开发与经营业           | Real Estate Development and Operation  | 17765         | 6205              | 1309                                   | 10251               |
| 房地产管理业              | Real Estate Management   | 8750          | 7969              | 250                                    | 531                 |
| 房地产代理与经纪业           | Real Estate Brokerage and Agencies   | 819           | 745               | 49                                     | 25                  |
| <b>社会服务业</b>        | <b>Social Services</b>   | <b>142033</b> | <b>105640</b>     | <b>20552</b>                           | <b>15841</b>        |
| 公共设施服务业             | Public Facilities Services   | 60389         | 56248             | 3050                                   | 1091                |
| 居民服务业               | Resident Services  | 8222          | 2428              | 5265                                   | 529                 |
| 旅馆业                 | Hotels   | 47365         | 30045             | 7775                                   | 9545                |
| 租赁服务业               | Leasing Services   | 1620          | 715               | 431                                    | 474                 |
| 旅游业                 | Tourism  | 1711          | 1115              | 136                                    | 460                 |
| 娱乐服务业               | Recreational Services  | 971           | 299               | 249                                    | 423                 |
| 信息、咨询服务业            | Information and Consultancy Services   | 9388          | 6222              | 805                                    | 2361                |
| 计算机应用服务业            | Computer Application Services  | 1537          | 595               | 237                                    | 705                 |
| 其他社会服务业             | Other Social Services  | 10830         | 7973              | 2604                                   | 253                 |
| <b>卫生体育和社会福利业</b>   | <b>Health Care, Sporting and Social Welfare</b>  | <b>231562</b> | <b>224345</b>     | <b>7062</b>                            | <b>155</b>          |
| 卫生                  | Health Care  | 221772        | 214796            | 6907                                   | 69                  |
| 体育                  | Sports   | 3080          | 2994              |  | 86                  |
| 社会福利保障业             | Social Welfare   | 6710          | 6555              | 155                                    |                     |
| <b>教育、文化艺术及广播</b>   | <b>Education, Culture and Arts, Radio,</b>   |               |                   |  |                     |
| <b>电影电视业</b>        | <b>Film and Television</b>   | <b>662974</b> | <b>451700</b>     | <b>209430</b>                          | <b>1844</b>         |
| 教育                  | Education  | 622241        | 411929            | 208965                                 | 1347                |
| #普通高等学校             | Regular Institution of Higher Education  | 40527         | 39777             | 240                                    | 510                 |
| 普通中学                | Regular Secondary Schools  | 222613        | 218973            | 3272                                   | 368                 |
| 小学校                 | Primary Schools  | 258901        | 55083             | 203654                                 | 164                 |
| 文化艺术业               | Culture and Arts   | 24950         | 24759             | 185                                    | 6                   |
| 广播电影电视业             | Radio, Film and Television   | 15783         | 15012             | 280                                    | 491                 |
| <b>科学研究和综合技术服务业</b> | <b>Scientific Research and Polytechnical Services</b>                                    | <b>69376</b>  | <b>68254</b>      | <b>773</b>                             | <b>349</b>          |
| 科学研究业               | Scientific Research  | 26170         | 25967             | 140                                    | 63                  |
| 自然科学研究              | Natural Science Research   | 23193         | 23063             | 128                                    | 2                   |
| 社会科学研究              | Social Science Research  | 1180          | 1180              |  |                     |
| 其他科学研究              | Other Science Research   | 1797          | 1724              | 12                                     | 61                  |
| 综合技术服务业             | Polytechnical Services   | 43206         | 42287             | 633                                    | 286                 |
| #气象                 | Meteorology  | 1760          | 1750              | 10                                     |                     |
| 地震                  | Seismology   | 911           | 911               |  |                     |
| 测绘                  | Survey and Mapping   | 1588          | 1588              |  |                     |
| 技术监督                | Technological Supervision  | 7308          | 7195              | 81                                     | 32                  |
| 海洋环境                | Oceanic Environment  | 11            | 11                |  |                     |
| 环境保护                | Environmental Protection   | 4630          | 4619              | 11                                     |                     |
| 技术推广和科技交流服务业        | Technology Application & Dissemination as well as Science & Technology Exchange Services | 1590          | 1492              | 67                                     | 31                  |
| 工程设计业               | Engineering Design   | 20802         | 20474             | 243                                    | 85                  |
| 其他综合技术服务业           | Other Polytechnical Services   | 4606          | 4247              | 221                                    | 138                 |
| <b>国家机关、政党机关和</b>   | <b>Government Agencies, Party Agencies and</b>   |               |                   |  |                     |
| <b>社会团体</b>         | <b>Social Organizations</b>  | <b>588732</b> | <b>587395</b>     | <b>1337</b>                            |                     |
| #国家机关               | Government Agencies  | 549757        | 548524            | 1233                                   |                     |
| 政党机关                | Party Agencies   | 30173         | 30173             |  |                     |
| <b>其他</b>           | <b>Others</b>  | <b>41008</b>  | <b>31267</b>      | <b>6786</b>                            | <b>2955</b>         |
| #企业管理机构             | Enterprise Management Organizations  | 27690         | 19088             | 5725                                   | 2877                |
| <b>按三次产业分</b>       | <b>Grouped by Industry</b>   |               |                   |  |                     |
| 第一产业                | Primary Industry   | 20363         | 18675             | 1045                                   | 643                 |
| 第二产业                | Secondary Industry   | 2092311       | 1024971           | 251232                                 | 816108              |
| 第三产业                | Tertiary industry  | 2843948       | 2340247           | 412091                                 | 91610               |

## 5-18 各种分组的在岗职工平均工资(2000年)

## Average Wage of Staff and Workers at Post by Groups(2000)

单位:元

(yuan)

| 类别                   | Type  | 平均工资         |                           |  |                     |
|----------------------|---|--------------|---------------------------|--|---------------------|
|                      |   | Average Wage | 国有单位<br>State-owned Units | 城镇集体单位<br>Urban Collective-owned Units | 其他单位<br>Other Units |
| <b>总计</b>            | <b>Total</b>  | <b>6930</b>  | <b>7453</b>               | <b>4913</b>                            | <b>7212</b>         |
| <b>按隶属关系分</b>        | <b>Grouped by administration</b>                                |              |                           |  |                     |
| 中央                   | Centre  |              | 12887                     |  |                     |
| 省、自治区、直辖市            | Province  |              | 8456                      |  |                     |
| 市                    | City  |              | 7003                      |  |                     |
| 县及县以下                | County and below  |              | 5696                      |  |                     |
| 其他                   | Others  |              | 6274                      |  |                     |
| <b>按企业、事业、机关分</b>    | <b>Grouped by Enterprises, Institutions and Agencies</b>        |              |                           |  |                     |
| 企业                   | Enterprises   | 6913         | 7561                      | 4732                                   | 7210                |
| 事业                   | Institutions  | 6805         | 7324                      | 5306                                   | 8710                |
| 机关                   | Agencies & Organizations  | 7297         | 7300                      | 5902                                   |                     |
| <b>按国民经济行业分</b>      | <b>Grouped by Sector</b>  |              |                           |  |                     |
| <b>农、林、牧、渔业</b>      | <b>Farming, Forestry, Animal Husbandry and Fishery</b>          | <b>4689</b>  | <b>4733</b>               | <b>4134</b>                            | <b>5135</b>         |
| 农业                   | Farming   | 3712         | 3687                      | 4016                                   | 6109                |
| 林业                   | Forestry  | 5374         | 5413                      | 2940                                   | 6000                |
| 畜牧业                  | Animal Husbandry  | 4379         | 4407                      | 3833                                   | 4956                |
| 渔业                   | Fishery   | 6548         | 7073                      | 4216                                   | 4026                |
| 农、林、牧、渔服务业           | Services  | 5246         | 5371                      | 4262                                   | 5596                |
| <b>工业</b>            | <b>Industry</b>   | <b>6671</b>  | <b>6763</b>               | <b>4533</b>                            | <b>7324</b>         |
| 采掘业                  | Mining and Quarrying  | 7557         | 7190                      | 5202                                   | 8045                |
| 制造业                  | Manufacturing   | 6114         | 6011                      | 4474                                   | 6964                |
| 电力、煤气及水的生产和供应业       | Production and Supply of Electricity, Gas and Water             | 9842         | 9647                      | 7823                                   | 11430               |
| <b>建筑业</b>           | <b>Construction</b>   | <b>6423</b>  | <b>7342</b>               | <b>4929</b>                            | <b>6279</b>         |
| 土木工程建筑业              | Civil Engineering   | 6002         | 6800                      | 4798                                   | 5750                |
| 线路管道和设备安装业           | Circuit, Pipelines and Equipment Installation                   | 9914         | 10883                     | 7136                                   | 8895                |
| 装修装饰业                | Buildings Fitting up and Decoration                             | 5555         | 6574                      | 4765                                   | 7307                |
| <b>地质勘查业水利管理业</b>    | <b>Geological Prospecting and Water Conservancy</b>             | <b>11014</b> | <b>11072</b>              | <b>4343</b>                            | <b>5357</b>         |
| 地质勘查业                | Geological Prospecting  | 13522        | 13549                     | 6394                                   | 5558                |
| 水利管理业                | Water Conservancy   | 6197         | 6239                      | 4005                                   | 4304                |
| <b>交通运输、仓储及邮电通信业</b> | <b>Transport, Storage, Post and Telecommunications</b>          | <b>11333</b> | <b>12343</b>              | <b>4665</b>                            | <b>6907</b>         |
| 铁路运输业                | Railway Transport   | 19082        | 19420                     | 5795                                   | 6146                |
| 公路运输业                | Highway Transport   | 5239         | 5521                      | 4407                                   | 5248                |
| 管道运输业                | Pipeline Transport  | 15019        | 10345                     | 18865                                  |                     |
| 水上运输业                | Water Way Transport   | 2802         | 3500                      | 2660                                   | 3590                |
| 航空运输业                | Air Transport   | 17843        | 17843                     |  |                     |
| 交通运输辅助业              | Transport Supporting and Auxiliary Services                     | 7121         | 7252                      | 5396                                   | 9377                |
| 其他交通运输业              | Other Transport   | 5193         |                           | 4000                                   | 7317                |
| 仓储业                  | Storage   | 5997         | 6187                      | 3844                                   | 5555                |
| 邮电通信业                | Post and Telecommunications                                     | 11240        | 11500                     | 6000                                   | 10942               |
| <b>批发和零售贸易餐饮业</b>    | <b>Wholesale and Retail Trade &amp; Catering Services</b>       | <b>4602</b>  | <b>4871</b>               | <b>3938</b>                            | <b>5206</b>         |
| 食品、饮料、烟草和家庭日用品批发业    | Wholesale Trade of Food, Beverages, Tobacco and Household Goods | 4743         | 5011                      | 3650                                   | 5421                |
| 能源、材料和机械电子设备批发业      | Wholesale Trade of Energy, Materials and Electronic Equipment   | 5540         | 5531                      | 5245                                   | 5874                |
| 其他批发业                | Other Wholesale Trade   | 4081         | 4861                      | 3535                                   | 5571                |
| 零售业                  | Retail Trade  | 4235         | 4229                      | 4090                                   | 4771                |
| 商业经纪与代理业             | Commercial Brokerage and Agencies                               | 5196         | 5295                      | 4870                                   | 5667                |
| 餐饮业                  | Catering Services   | 5017         | 5205                      | 4484                                   | 5575                |

5-18 续表1 continued

单位:元

(yuan)

| 类 别                 | Type  | 平均工资         |                           |  |                     |
|---------------------|---|--------------|---------------------------|--|---------------------|
|                     |   | Average Wage | 国有单位<br>State-owned Units | 城镇集体单位<br>Urban Collective-owned Units | 其他单位<br>Other Units |
| <b>金融、保险业</b>       | <b>Finance and Insurance</b>  | <b>9531</b>  | <b>9937</b>               | <b>8130</b>                            | <b>13151</b>        |
| 金融业                 | Finance   | 9562         | 10038                     | 8131                                   | 13435               |
| 保险业                 | Insurance   | 9125         | 9073                      | 3571                                   | 9993                |
| <b>房地产业</b>         | <b>Real Estate Trade</b>  | <b>7391</b>  | <b>7057</b>               | <b>6078</b>                            | <b>8191</b>         |
| 房地产开发与经营业           | Real Estate Development and Operation   | 7724         | 7358                      | 6020                                   | 8273                |
| 房地产管理业              | Real Estate Management  | 6934         | 6973                      | 5901                                   | 6923                |
| 房地产代理与经纪业           | Real Estate Brokerage and Agencies  | 6010         | 5820                      | 10271                                  | 7086                |
| <b>社会服务业</b>        | <b>Social Services</b>  | <b>6468</b>  | <b>6662</b>               | <b>5304</b>                            | <b>7117</b>         |
| 公共设施服务业             | Public Facilities Services  | 6951         | 6998                      | 6215                                   | 6849                |
| 居民服务业               | Resident Services   | 6276         | 6435                      | 6193                                   | 6413                |
| 旅馆业                 | Hotels  | 5970         | 5932                      | 5187                                   | 6963                |
| 租赁服务业               | Leasing Services  | 6123         | 6555                      | 5251                                   | 6456                |
| 旅游业                 | Tourism   | 7405         | 8268                      | 4217                                   | 7188                |
| 娱乐服务业               | Recreational Services   | 5360         | 5828                      | 4875                                   | 5371                |
| 信息、咨询服务业            | Information and Consultancy Services  | 7773         | 7548                      | 6748                                   | 8937                |
| 计算机应用服务业            | Computer Application Services   | 8396         | 10575                     | 6066                                   | 8035                |
| 其他社会服务业             | Other Social Services   | 5528         | 6628                      | 3660                                   | 5622                |
| <b>卫生体育和社会福利业</b>   | <b>Health Care, Sporting and Social Welfare</b>                                 | <b>7838</b>  | <b>7907</b>               | <b>6174</b>                            | <b>6289</b>         |
| 卫生                  | Health Care   | 7821         | 7888                      | 6242                                   | 4267                |
| 体育                  | Sports  | 10430        | 10439                     |  | 10118               |
| 社会福利保障业             | Social Welfare  | 7511         | 7656                      | 4169                                   |                     |
| <b>教育、文化艺术及广播</b>   | <b>Education, Culture and Arts, Radio, Film and</b>                             |              |                           |  |                     |
| <b>  电影电视业</b>      | <b>Television</b>   | <b>6584</b>  | <b>7438</b>               | <b>5265</b>                            | <b>9332</b>         |
| 教育                  | Education   | 6550         | 7464                      | 5269                                   | 9007                |
| *普通高等学校             | Regular Institution of Higher Education   | 10629        | 10587                     | 12000                                  | 14240               |
| 普通中学                | Regular Secondary Schools   | 6472         | 6479                      | 6126                                   | 5985                |
| 小学校                 | Primary Schools   | 5658         | 7974                      | 5244                                   | 9561                |
| 文化艺术业               | Culture and Arts  | 7527         | 7622                      | 2824                                   | 6111                |
| 广播电影电视业             | Radio, Film and Television  | 6614         | 6567                      | 5267                                   | 10427               |
| <b>科学研究和综合技术服务业</b> | <b>Scientific Research and Polytechnical Services</b>                           | <b>9373</b>  | <b>9413</b>               | <b>6917</b>                            | <b>8906</b>         |
| 科学研究业               | Scientific Research   | 9651         | 9650                      | 9071                                   | 11741               |
| 自然科学研究              | Natural Science Research  | 9651         | 9654                      | 9216                                   | 5750                |
| 社会科学研究              | Social Science Research   | 9578         | 9578                      |  |                     |
| 其他科学研究              | Other Science Research  | 9695         | 9641                      | 7733                                   | 12220               |
| 综合技术服务业             | Polytechnical Services  | 9212         | 9273                      | 6572                                   | 8453                |
| *气象                 | Meteorology   | 8959         | 8983                      | 6000                                   |                     |
| 地震                  | Seismology  | 10255        | 10255                     |  |                     |
| 测绘                  | Survey and Mapping  | 9240         | 9240                      |  |                     |
| 技术监督                | Technological Supervision   | 7945         | 7945                      | 8182                                   | 7419                |
| 海洋环境                | Oceanic Environment   | 15143        | 15143                     |  |                     |
| 环境保护                | Environmental Protection  | 7261         | 7269                      | 5045                                   |                     |
| 技术推广和科技交流           | Technology Application & Dissemination as well as Science & Technology Exchange | 6393         | 6367                      | 6778                                   | 6911                |
| 服务业                 | Services Engineering Design   | 10934        | 11005                     | 7035                                   | 11118               |
| 工程设计业               | Services Engineering Design   | 10934        | 11005                     | 7035                                   | 11118               |
| 其他综合技术服务业           | Other Polytechnical Services  | 8795         | 9072                      | 5796                                   | 7943                |
| <b>国家机关、政党机关和</b>   | <b>Government Agencies, Party Agencies and Social</b>                           |              |                           |  |                     |
| <b>  社会团体</b>       | <b>Organizations</b>  | <b>7415</b>  | <b>7419</b>               | <b>6081</b>                            |                     |
| *国家机关               | Government Agencies   | 7330         | 7333                      | 6084                                   |                     |
| 政党机关                | Party Agencies  | 8629         | 8629                      |  |                     |
| <b>  其他</b>         | <b>Others</b>   | <b>7797</b>  | <b>7974</b>               | <b>6875</b>                            | <b>8423</b>         |
| *企业管理机构             | Enterprise Management Organizations   | 8031         | 8252                      | 7169                                   | 8552                |
| <b>按三次产业分</b>       | <b>Grouped by Industry</b>  |              |                           |  |                     |
| 第一产业                | Primary Industry  | 4154         | 4144                      | 3882                                   | 5099                |
| 第二产业                | Secondary Industry  | 6631         | 6871                      | 4653                                   | 7263                |
| 第三产业                | Tertiary industry   | 7204         | 7791                      | 5090                                   | 6810                |

## 5-19 各市在岗职工工资总额 (2000年)

## Total Wages of Staff and Workers at Post by City(2000)

单位: 万元

(10 000 yuan)

| 市        | City           | 工资总额<br>total<br>Wages | 按登记注册类型分                        |  |                            | 内资<br>Internal<br>Funded Units |
|----------|----------------|------------------------|---------------------------------|--|----------------------------|--------------------------------|
|          |                |                        | 国有<br>单位<br>Stateowned<br>Units | 城镇集体<br>单位<br>Urban Collective-<br>owned Units | 其他<br>单位<br>Other<br>Units |                                |
| <b>全</b> | <b>省 Total</b> | <b>4956622</b>         | <b>3383893</b>                  | <b>664368</b>                                  | <b>908361</b>              | <b>778918</b>                  |
| 郑 州      | 市 Zhengzhou    | 785160                 | 553219                          | 76561  | 155380                     | 125731                         |
| 开 封      | 市 Kaifeng      | 204235                 | 141397                          | 40380  | 22458                      | 16958                          |
| 洛 阳      | 市 Luoyang      | 434067                 | 267048                          | 53103  | 113916                     | 100000                         |
| 平 顶 山    | 市 Pingdingshan | 316183                 | 146802                          | 45538  | 123843                     | 113429                         |
| 安 阳      | 市 Anyang       | 302919                 | 166014                          | 35196  | 101709                     | 83121                          |
| 鹤 壁      | 市 Hebi         | 102857                 | 81300                           | 9501   | 12056                      | 10862                          |
| 新 乡      | 市 Xinxiang     | 275054                 | 185018                          | 45356  | 44680                      | 26277                          |
| 焦 作      | 市 Jiaozuo      | 211916                 | 158641                          | 15322  | 37953                      | 33394                          |
| 濮 阳      | 市 Puyang       | 280509                 | 176048                          | 16032  | 88429                      | 87110                          |
| 许 昌      | 市 Xuchang      | 157468                 | 107455                          | 24416  | 25597                      | 22289                          |
| 漯 河      | 市 Luohe        | 110188                 | 62682                           | 28181  | 19325                      | 11249                          |
| 三 门 峡    | 市 Sanmenxia    | 158589                 | 98865                           | 17589  | 42135                      | 41229                          |
| 南 阳      | 市 Nanyang      | 406236                 | 304059                          | 63867  | 38310                      | 33713                          |
| 商 丘      | 市 Shangqiu     | 202632                 | 140186                          | 41873  | 20573                      | 19708                          |
| 信 阳      | 市 Xinyang      | 225259                 | 149439                          | 51154  | 24666                      | 24154                          |
| 周 口      | 市 Zhokou       | 229507                 | 164468                          | 42336  | 22703                      | 20973                          |
| 驻 马 店    | 市 Zhumadian    | 191507                 | 143184                          | 36398  | 11925                      | 7526                           |
| 济 源      | 市 Jiyuan       | 42469                  | 30909                           | 8858   | 2702                       | 1192                           |

| 市        | City           | by Status of Registration  |  | 按三次产业分 by Type of Industry  |                               |                              |
|----------|----------------|--|--|-----------------------------|-------------------------------|------------------------------|
|          |                | 港澳台投资<br>Economic<br>Units Funded by<br>Entrepreneurs<br>from Hong Kong,<br>Macao and Taiwan | 外商投资<br>Foreign<br>Funded<br>Economic<br>Units | 第一产业<br>Primary<br>Industry | 第二产业<br>Secondary<br>Industry | 第三产业<br>Tertiary<br>industry |
| <b>全</b> | <b>省 Total</b> | <b>86775</b>   | <b>42668</b>                                   | <b>20363</b>                | <b>2092311</b>                | <b>2843948</b>               |
| 郑 州      | 市 Zhengzhou    | 21388  | 8261   | 1742                        | 345599                        | 437819                       |
| 开 封      | 市 Kaifeng      | 3053   | 2447   | 708                         | 84149                         | 119378                       |
| 洛 阳      | 市 Luoyang      | 2634   | 11282  | 415                         | 298201                        | 135451                       |
| 平 顶 山    | 市 Pingdingshan | 10028  | 386  | 521                         | 108983                        | 206679                       |
| 安 阳      | 市 Anyang       | 17440  | 1148   | 873                         | 207576                        | 94470                        |
| 鹤 壁      | 市 Hebi         | 865  | 329  | 864                         | 26633                         | 75360                        |
| 新 乡      | 市 Xinxiang     | 11043  | 7360   | 974                         | 150740                        | 123340                       |
| 焦 作      | 市 Jiaozuo      | 3338   | 1221   | 1514                        | 154667                        | 55735                        |
| 濮 阳      | 市 Puyang       | 1087   | 232  | 687                         | 68500                         | 211322                       |
| 许 昌      | 市 Xuchang      | 2526   | 782  | 668                         | 56838                         | 99962                        |
| 漯 河      | 市 Luohe        | 5512   | 2564   | 338                         | 75614                         | 34236                        |
| 三 门 峡    | 市 Sanmenxia    | 570  | 336  | 1120                        | 104931                        | 52538                        |
| 南 阳      | 市 Nanyang      | 2873   | 1724   | 1202                        | 144350                        | 260684                       |
| 商 丘      | 市 Shangqiu     | 774  | 91   | 1119                        | 41902                         | 159611                       |
| 信 阳      | 市 Xinyang      | 345  | 167  | 1660                        | 62243                         | 161356                       |
| 周 口      | 市 Zhokou       | 1393   | 337  | 3377                        | 67229                         | 158901                       |
| 驻 马 店    | 市 Zhumadian    | 562  | 3837   | 1881                        | 48252                         | 141374                       |
| 济 源      | 市 Jiyuan       | 1346   | 164  | 198                         | 1162                          | 41109                        |

## 5-20 各市在岗职工平均工资(2000年)

## Average Wage of Staff and Workers at Post by City(2000)

单位: 元 (yuan)

| 市                 | City | 平均工资<br>Average Wage | 按登记注册类型分                 |                                       |                     |                             |
|-------------------|------|----------------------|--------------------------|---------------------------------------|---------------------|-----------------------------|
|                   |      |                      | 国有单位<br>Stateowned Units | 城镇集体单位<br>Urban Collectiveowned Units | 其他单位<br>Other Units | 内资<br>Internal Funded Units |
|                   |      |                      | <b>全省 Total</b>          | <b>6930</b>                           | <b>7453</b>         | <b>4913</b>                 |
| 郑州市 Zhengzhou     | 9017 | 10138                | 6603                     | 7431                                  | 7149                |                             |
| 开封市 Kaifeng       | 5883 | 6450                 | 4500                     | 5884                                  | 5633                |                             |
| 洛阳市 Luoyang       | 7478 | 7986                 | 5873                     | 7316                                  | 7086                |                             |
| 平顶山市 Pingdingshan | 6926 | 6922                 | 4866                     | 8211                                  | 7990                |                             |
| 安阳市 Anyang        | 7629 | 7125                 | 5099                     | 10702                                 | 9257                |                             |
| 鹤壁市 Hebi          | 6497 | 7127                 | 4684                     | 5032                                  | 5104                |                             |
| 新乡市 Xinxiang      | 5982 | 6160                 | 4743                     | 7002                                  | 5921                |                             |
| 焦作市 Jiaozuo       | 5965 | 6144                 | 4210                     | 6253                                  | 6054                |                             |
| 濮阳市 Puyang        | 8955 | 8319                 | 4835                     | 12916                                 | 13133               |                             |
| 许昌市 Xuchang       | 5987 | 6491                 | 4572                     | 5810                                  | 5657                |                             |
| 漯河市 Luohe         | 5429 | 6093                 | 4842                     | 4613                                  | 4084                |                             |
| 三门峡市 Sanmenxia    | 6607 | 7395                 | 5832                     | 5530                                  | 5503                |                             |
| 南阳市 Nanyang       | 6166 | 6932                 | 4730                     | 4496                                  | 4532                |                             |
| 商丘市 Shangqiu      | 5097 | 5155                 | 4309                     | 7241                                  | 7402                |                             |
| 信阳市 Xinyang       | 5788 | 6370                 | 5081                     | 4576                                  | 4550                |                             |
| 周口市 Zhokou        | 4840 | 5099                 | 3692                     | 6135                                  | 6568                |                             |
| 驻马店市 Zhumadian    | 5691 | 6083                 | 4532                     | 5730                                  | 5382                |                             |
| 济源市 Jiyuan        | 6196 | 6661                 | 5548                     | 4374                                  | 4262                |                             |

| 市                 | City  | by Status of Registration  |  | 按三次产业分 by Type of Industry |                            |                           |
|-------------------|-------|--|--|----------------------------|----------------------------|---------------------------|
|                   |       | 港澳台投资<br>Economic Units Funded by<br>Entrepreneurs from Hong Kong,<br>Macao and Taiwan | 外商投资<br>Foreign Funded<br>Economic Units | 第一产业<br>Primary Industry   | 第二产业<br>Secondary Industry | 第三产业<br>Tertiary industry |
|                   |       | <b>全省 Total</b>  | <b>9227</b>                              | <b>7794</b>                | <b>4154</b>                | <b>6631</b>               |
| 郑州市 Zhengzhou     | 9044  | 8610   | 6735                                     | 8553                       | 9435                       |                           |
| 开封市 Kaifeng       | 6841  | 6800   | 4728                                     | 5535                       | 6166                       |                           |
| 洛阳市 Luoyang       | 7037  | 10407  | 3789                                     | 7159                       | 8316                       |                           |
| 平顶山市 Pingdingshan | 12230 | 5805   | 3613                                     | 7051                       | 6878                       |                           |
| 安阳市 Anyang        | 48030 | 7119   | 5467                                     | 8214                       | 6617                       |                           |
| 鹤壁市 Hebi          | 4218  | 5249   | 4366                                     | 4885                       | 7401                       |                           |
| 新乡市 Xinxiang      | 8461  | 11533  | 3704                                     | 5604                       | 6554                       |                           |
| 焦作市 Jiaozuo       | 9054  | 6591   | 4656                                     | 8156                       | 3432                       |                           |
| 濮阳市 Puyang        | 6721  | 4478   | 3834                                     | 6236                       | 10482                      |                           |
| 许昌市 Xuchang       | 8700  | 4466   | 3456                                     | 6065                       | 5973                       |                           |
| 漯河市 Luohe         | 5744  | 5398   | 3275                                     | 4832                       | 7530                       |                           |
| 三门峡市 Sanmenxia    | 6532  | 8170   | 5205                                     | 8906                       | 4375                       |                           |
| 南阳市 Nanyang       | 4495  | 3884   | 4058                                     | 5520                       | 6610                       |                           |
| 商丘市 Shangqiu      | 5044  | 3609   | 3845                                     | 4247                       | 5393                       |                           |
| 信阳市 Xinyang       | 5544  | 8212   | 4427                                     | 5330                       | 6006                       |                           |
| 周口市 Zhokou        | 3364  | 3612   | 2902                                     | 4289                       | 5196                       |                           |
| 驻马店市 Zhumadian    | 5943  | 6525   | 4517                                     | 5295                       | 5861                       |                           |
| 济源市 Jiyuan        | 4572  | 3761   | 6625                                     | 4889                       | 6241                       |                           |

## 5-21 各市分行业在岗职工工资总额 (2000年)

## Total Wages of Staff and Workers at Post by Sector and by City(2000)

单位:万元

(10 000 yuan)

| 市<br>City         | 工资总额<br>Total wages   | 农林牧<br>渔业<br>Farming,<br>Forestry,<br>Animal<br>Husbandry<br>and Fishery | 工业<br>Industry                    |                                 |   |  | 建筑业<br>Constru-<br>ction   | 地质勘察<br>业、水利<br>管理业<br>Geological<br>Prospecting<br>and Water<br>Conser-<br>vancy                  | 交通运输<br>仓储及邮<br>电通信业<br>Transport,<br>Storage,<br>Post and<br>Telecomm-<br>uni cations |
|-------------------|---|--|-----------------------------------|---------------------------------|---|--|--|--|--|
|                   |   |  | 采掘业<br>Mining<br>and<br>Quarrying | 制造业<br>Manufac-<br>turing       | 电力、煤气<br>及水的生产<br>和供应业<br>Production<br>and Supply<br>of Electri-<br>city, Gas and<br>Water |  |  |  |  |
| 郑州市 Zhengzhou     | 785160  | 3152   | 261420                            | 26120                           | 200156  | 35144  | 84179  | 5953   | 33483  |
| 开封市 Kaifeng       | 204235  | 1371   | 61803                             |                                 | 53805   | 7998   | 15442  | 1038   | 8010   |
| 洛阳市 Luoyang       | 434067  | 2391   | 193918                            | 6902                            | 164793  | 22223  | 31420  | 2916   | 18695  |
| 平顶山市 Pingdingshan | 316183  | 1399   | 165743                            | 79765                           | 68646   | 17332  | 17955  | 1865   | 9035   |
| 安阳市 Anyang        | 302919  | 1798   | 145982                            | 5049                            | 126869  | 14064  | 28171  | 1702   | 8263   |
| 鹤壁市 Hebi          | 102857  | 1178   | 58495                             | 38473                           | 14720   | 5302   | 2650   | 465  | 2540   |
| 新乡市 Xinxiang      | 275054  | 1425   | 122878                            | 3959                            | 110957  | 7962   | 7354   | 2894   | 10537  |
| 焦作市 Jiaozuo       | 211916  | 2426   | 112656                            | 24468                           | 72784   | 15404  | 5154   | 1436   | 6892   |
| 濮阳市 Puyang        | 280509  | 977  | 94685                             | 61327                           | 27504   | 5854   | 31051  | 69972  | 5824   |
| 许昌市 Xuchang       | 157468  | 1610   | 55261                             | 4090                            | 41641   | 9530   | 5547   | 682  | 7911   |
| 漯河市 Luohe         | 110188  | 1334   | 35247                             | 120                             | 32886   | 2241   | 7790   | 332  | 3868   |
| 三门峡市 Sanmenxia    | 158589  | 1582   | 70705                             | 32697                           | 26984   | 11024  | 10021  | 1417   | 5385   |
| 南阳市 Nanyang       | 406236  | 5231   | 164885                            | 56901                           | 94808   | 13176  | 20369  | 2449   | 14545  |
| 商丘市 Shangqiu      | 202632  | 2657   | 46389                             | 15997                           | 24064   | 6328   | 10465  | 455  | 9820   |
| 信阳市 Xinyang       | 225259  | 6067   | 51704                             | 1045                            | 38154   | 12505  | 11580  | 4727   | 13021  |
| 周口市 Zhoukou       | 229507  | 4787   | 54499                             | 4                               | 42107   | 12388  | 12597  | 564  | 11968  |
| 驻马店市 Zhumadian    | 191507  | 4738   | 40175                             | 136                             | 32734   | 7305   | 6117   | 1670   | 9693   |
| 济源市 Jiyuan        | 42469   | 424  | 22943                             | 2096                            | 18829   | 2018   | 1162   | 417  | 1065   |
| 市<br>City         | 批发和零售<br>贸易、<br>餐饮业<br>Wholesale<br>and Retail<br>Trade &<br>Catering<br>Services | 金融、<br>保险业<br>Finance<br>and<br>Insurance                                | 房地产业<br>Real<br>Estate<br>Trade   | 社会<br>服务业<br>Social<br>Services | 卫生、体<br>育和社会<br>福利业<br>Health<br>Care,<br>Sporting<br>and Social<br>Welfare                 | 教育、文化<br>艺术和广播<br>电影电视业<br>Education,<br>Culture and<br>Arts, Radio,<br>Film and<br>Television | 科学研究和<br>综合技术<br>服务业<br>Scientific<br>Research<br>and Poly-<br>technical<br>Services | 国家机关、<br>政党机关<br>和社会团体<br>Government<br>Agencies,<br>Party Agencies<br>and Social<br>Organizations | 其他行业<br>Other<br>Units   |
| 郑州市 Zhengzhou     | 61716   | 38647  | 8122                              | 42007                           | 37454   | 97387  | 26511  | 76030  | 9099   |
| 开封市 Kaifeng       | 21655   | 8440   | 2991                              | 6394                            | 12764   | 31788  | 1414   | 29911  | 1214   |
| 洛阳市 Luoyang       | 20273   | 17499  | 2366                              | 13189                           | 15567   | 49594  | 17178  | 43044  | 6017   |
| 平顶山市 Pingdingshan | 20660   | 11397  | 1430                              | 10104                           | 10278   | 29011  | 2316   | 33891  | 1099   |
| 安阳市 Anyang        | 15422   | 9634   | 1382                              | 7230                            | 12499   | 37274  | 2016   | 30401  | 1145   |
| 鹤壁市 Hebi          | 5115  | 3476   | 233                               | 1609                            | 3736  | 9338   | 574  | 12968  | 480  |
| 新乡市 Xinxiang      | 23457   | 8871   | 791                               | 5963                            | 15009   | 37502  | 3466   | 33422  | 1485   |
| 焦作市 Jiaozuo       | 9325  | 6089   | 628                               | 4944                            | 10520   | 24430  | 1049   | 24680  | 1687   |
| 濮阳市 Puyang        | 12453   | 8656   | 830                               | 2679                            | 6059  | 22417  | 949  | 22626  | 1331   |
| 许昌市 Xuchang       | 14671   | 7433   | 769                               | 4708                            | 9742  | 24508  | 1486   | 22446  | 694  |
| 漯河市 Luohe         | 11725   | 5548   | 935                               | 2827                            | 5340  | 18573  | 578  | 15790  | 301  |
| 三门峡市 Sanmenxia    | 10741   | 6675   | 521                               | 4729                            | 4988  | 19360  | 774  | 20511  | 1180   |
| 南阳市 Nanyang       | 29961   | 14217  | 1959                              | 11896                           | 21825   | 66512  | 3912   | 45790  | 2685   |
| 商丘市 Shangqiu      | 22874   | 6285   | 831                               | 4816                            | 13192   | 41414  | 1153   | 41736  | 545  |
| 信阳市 Xinyang       | 20287   | 10255  | 1251                              | 6856                            | 11504   | 47768  | 1788   | 37279  | 1172   |
| 周口市 Zhoukou       | 24806   | 12176  | 757                               | 2996                            | 14855   | 44563  | 1272   | 42378  | 1289   |
| 驻马店市 Zhumadian    | 19922   | 7969   | 899                               | 3409                            | 13850   | 39916  | 1589   | 40835  | 725  |
| 济源市 Jiyuan        | 1767  | 1072   | 52                                | 960                             | 1773  | 6810   | 249  | 3602   | 173  |



## 5-22 各市分行业在岗职工平均工资(2000年)

## Average Wage at Post by Sector and by City(2000)

单位:元

(yuan)

| 市<br>city         | 平均工资<br>Average Wage   | 农林牧<br>渔业<br>Farming,<br>Forestry,<br>Animal<br>Husbandry<br>and Fishery | 工业<br>Industry                    |                                 |  |  | 电力、煤气<br>及水的生产<br>和供应业<br>Production<br>and Supply<br>of Electri-<br>city, Gas<br>and Water | 建筑业<br>Constru-<br>ction  | 地质勘察<br>业、水利<br>管理业<br>Geological<br>Prospecting<br>and Water<br>Conservancy | 交通运输<br>仓储及邮<br>电通信业<br>Transport,<br>Storage,<br>Post and<br>Teleco-<br>muni-<br>cations |
|-------------------|--|--|-----------------------------------|---------------------------------|--|--|---|---|--|---|
|                   |  |  | 采掘业<br>Mining<br>and<br>Quarrying | 制造业<br>Manufac-<br>turing       |  |  |   |   |  |   |
| 郑州市 Zhengzhou     | 9017   | 7312   | 6671                              | 4982                            | 9052   | 12022  | 8310  | 9523  | 10888  |   |
| 开封市 Kaifeng       | 5883   | 5234   | 8634                              |                                 | 5004   | 9067   | 6374  | 5251  | 6647   |   |
| 洛阳市 Luoyang       | 7478   | 5701   | 5376                              | 6031                            | 6820   | 12519  | 7547  | 6873  | 8264   |   |
| 平顶山市 Pingdingshan | 6926   | 4599   | 7116                              | 6906                            | 6723   | 12447  | 6342  | 6390  | 7766   |   |
| 安阳市 Anyang        | 7629   | 6185   | 7210                              | 4940                            | 8866   | 10540  | 5936  | 7953  | 7409   |   |
| 鹤壁市 Hebi          | 6497   | 4236   | 8741                              | 7883                            | 3903   | 12617  | 4512  | 8800  | 6212   |   |
| 新乡市 Xinxiang      | 5982   | 3825   | 4930                              | 5887                            | 5728   | 6864   | 5441  | 7840  | 6745   |   |
| 焦作市 Jiaozuo       | 5965   | 4896   | 5612                              | 4877                            | 5729   | 8915   | 4572  | 6795  | 5746   |   |
| 濮阳市 Puyang        | 8955   | 4075   | 8382                              | 18011                           | 5930   | 8900   | 6636  | 15186   | 7938   |   |
| 许昌市 Xuchang       | 5987   | 4286   | 5938                              | 4048                            | 5779   | 9792   | 4921  | 4466  | 6598   |   |
| 漯河市 Luohe         | 5429   | 4906   | 6222                              | 1846                            | 4558   | 6728   | 5045  | 5867  | 5765   |   |
| 三门峡市 Sanmenxia    | 6607   | 5586   | 4809                              | 4988                            | 5659   | 10745  | 6796  | 9292  | 7680   |   |
| 南阳市 Nanyang       | 6166   | 4726   | 9208                              | 12609                           | 4986   | 10316  | 5027  | 5538  | 6200   |   |
| 商丘市 Shangqiu      | 5097   | 4569   | 5610                              | 8842                            | 3785   | 6860   | 4497  | 5559  | 5975   |   |
| 信阳市 Xinyang       | 5788   | 4791   | 4169                              | 4018                            | 4707   | 8407   | 5563  | 6060  | 5854   |   |
| 周口市 Zhoukou       | 4840   | 3173   | 5279                              | 1818                            | 3812   | 7489   | 4275  | 3806  | 6956   |   |
| 驻马店市 Zhumadian    | 5691   | 4584   | 4292                              | 4769                            | 5338   | 7770   | 3701  | 5372  | 6095   |   |
| 济源市 Jiyuan        | 6196   | 7671   | 5648                              | 5411                            | 5442   | 8956   | 4889  | 8862  | 5888   |   |
| 市<br>city         | 批发和<br>零售业<br>Wholesale<br>and Retail<br>Trade &<br>Catering<br>Services | 金融、<br>保险业<br>Finance and<br>Insurance                                   | 房地产业<br>Real Estate<br>Trade      | 社会<br>服务业<br>Social<br>Services | 卫生、体育<br>和社会<br>福利业<br>Health Care,<br>Sporting<br>and Social<br>Welfare | 教育、文化<br>艺术和广播<br>电影电视业<br>Education,<br>Culture and<br>Arts, Radio,<br>Film and<br>Television | 科学研究和<br>综合技术<br>服务业<br>Scientific<br>Research<br>and Poly-<br>technical<br>Services        | 国家机关<br>和政党机关<br>和社会团体<br>Government<br>Agencies,<br>Party<br>Agencies<br>and Social<br>Organizations | 其他行业<br>Other<br>Units   |   |
| 郑州市 Zhengzhou     | 6747   | 12375  | 9204                              | 8403                            | 11239  | 9536   | 10625   | 10313   | 9384   |   |
| 开封市 Kaifeng       | 4719   | 8382   | 6963                              | 6410                            | 7794   | 6047   | 8185  | 6350  | 6336   |   |
| 洛阳市 Luoyang       | 4897   | 11582  | 8512                              | 6888                            | 7829   | 7430   | 10761   | 8355  | 13656  |   |
| 平顶山市 Pingdingshan | 4834   | 10780  | 6757                              | 6557                            | 7915   | 6135   | 9057  | 7738  | 6909   |   |
| 安阳市 Anyang        | 4382   | 8546   | 8155                              | 6653                            | 8377   | 6989   | 9492  | 8450  | 8418   |   |
| 鹤壁市 Hebi          | 4151   | 8584   | 6706                              | 5253                            | 7820   | 6829   | 8177  | 8759  | 8212   |   |
| 新乡市 Xinxiang      | 3960   | 8804   | 6673                              | 5989                            | 7405   | 6798   | 8241  | 6798  | 7555   |   |
| 焦作市 Jiaozuo       | 3659   | 7349   | 5530                              | 5241                            | 7401   | 6673   | 7666  | 7849  | 6814   |   |
| 濮阳市 Puyang        | 4260   | 9289   | 7259                              | 5705                            | 7453   | 6139   | 8866  | 7174  | 6699   |   |
| 许昌市 Xuchang       | 4688   | 9954   | 6035                              | 5463                            | 7400   | 5359   | 6384  | 7076  | 7188   |   |
| 漯河市 Luohe         | 3973   | 7834   | 9346                              | 5274                            | 6983   | 6657   | 8894  | 7209  | 8492   |   |
| 三门峡市 Sanmenxia    | 6397   | 10588  | 6880                              | 5710                            | 7901   | 7509   | 8849  | 8609  | 7819   |   |
| 南阳市 Nanyang       | 3958   | 8715   | 5321                              | 5602                            | 7289   | 6209   | 6823  | 6823  | 5916   |   |
| 商丘市 Shangqiu      | 3815   | 6913   | 5548                              | 4903                            | 6058   | 4985   | 6899  | 5757  | 5977   |   |
| 信阳市 Xinyang       | 4088   | 8035   | 6116                              | 5406                            | 6681   | 6356   | 6902  | 7010  | 6256   |   |
| 周口市 Zhoukou       | 3772   | 8923   | 5166                              | 4682                            | 6392   | 4898   | 5576  | 5443  | 5527   |   |
| 驻马店市 Zhumadian    | 4228   | 8345   | 5894                              | 5325                            | 6047   | 5673   | 6455  | 7054  | 5162   |   |
| 济源市 Jiyuan        | 5037   | 8656   | 10275                             | 5221                            | 7830   | 7375   | 9055  | 8988  | 9089   |   |

## 5-23 离开本单位仍保留劳动关系的职工生活费（2000年）

### Living Subsidy of Staff and Workers Coming off Sentry Duty(2000)

单位:万元

(10 000 yuan)

| 类 别                   | Item  | 合计            |                                      |   |                            |
|-----------------------|---|---------------|--------------------------------------|---|----------------------------|
|                       |   | Total         | 国有<br>单位<br>State-<br>owned<br>Units | 城镇集体<br>单位<br>Urban<br>Collective-<br>owned Units | 其他<br>单位<br>Other<br>Units |
| <b>总 计</b>            | <b>Total</b>  | <b>137907</b> | <b>90945</b>                         | <b>11006</b>                                      | <b>35956</b>               |
| <b>按企业、事业、机关分</b>     | <b>Grouped by Enterprises, Institutions<br/>and Agencies</b>    |               |                                      |   |                            |
| 企业                    | Enterprises   | 128062        | 81915                                | 10191   | 35956                      |
| 事业                    | Institutions  | 6527          | 5714                                 | 813   |                            |
| 机关                    | Agencies & Organizations  | 3318          | 3316                                 | 2   |                            |
| <b>按国民经济行业分</b>       | <b>Grouped by Sector</b>  |               |                                      |   |                            |
| 农林牧渔业                 | Farming, Forestry, Animal Husbandry<br>and Fishery              | 601           | 554                                  | 44  | 3                          |
| 工业                    | Industry  | 80648         | 43135                                | 3745  | 33768                      |
| 采掘业                   | Mining and Quarrying  | 13240         | 5534                                 | 71  | 7635                       |
| 制造业                   | Manufacturing   | 64076         | 34377                                | 3672  | 26027                      |
| 电力、煤气及水的生产<br>和供应业    | Production and Supply of Electricity,<br>Gas and Water          | 3332          | 3224                                 | 2   | 106                        |
| 建筑业                   | Construction  | 8070          | 7137                                 | 624   | 309                        |
| 地质勘查业、水利管理业           | Geological Prospecting and Water<br>Conservancy                 | 7753          | 7753                                 |   |                            |
| 交通运输、仓储及邮电通信业         | Transport, Storage, Post and Telecom-<br>munications            | 10699         | 10023                                | 336   | 340                        |
| 批发和零售贸易、餐饮业           | Wholesale and Retail Trade & Catering<br>Services               | 17568         | 11531                                | 4836  | 1201                       |
| 金融、保险业                | Finance and Insurance   | 2660          | 2230                                 | 286   | 144                        |
| 房地产业                  | Real Estate Trade   | 398           | 296                                  | 6   | 96                         |
| 社会服务业                 | Social Services   | 1430          | 1082                                 | 317   | 31                         |
| 卫生、体育和社会福利事业          | Health Care, Sporting and Social Welfare                        | 737           | 703                                  | 34  |                            |
| 教育、文化、艺术和广播<br>电影电视事业 | Education, Culture and Arts, Radio,<br>Film and Television      | 2313          | 1612                                 | 701   |                            |
| 科学研究和综合技术服务业          | Scientific Research and Polytechnical<br>Services               | 1049          | 1046                                 | 3   |                            |
| 国家机关、政党机关<br>和社会团体    | Government Agencies, Party Agencies<br>and Social Organizations | 3366          | 3364                                 | 2   |                            |
| 其他行业                  | Others  | 615           | 479                                  | 72  | 64                         |
| <b>按三次产业分</b>         | <b>Grouped by Industry</b>                                      |               |                                      |   |                            |
| 第一产业                  | Primary Industry  | 424           | 419                                  | 2   | 3                          |
| 第二产业                  | Secondary Industry  | 88718         | 50272                                | 4368  | 34078                      |
| 第三产业                  | Tertiary industry   | 48765         | 40254                                | 6636  | 1875                       |

## 5-24 各市离开本单位仍保留劳动关系的职工生活费(2000年)

Living Subsidy of Staff and Workers Coming  
off Sentry Duty by City(2000)

单位:万元

(10 000 yuan)

| 市<br>City         | 合计<br>Total | 国有单位<br>State-owned<br>Units | 城镇集体<br>单位<br>Urban<br>Collective-<br>owned<br>Units | 其他单位<br>Other<br>Units | 其他单位  |  |  |
|-------------------|-------------|------------------------------|--|------------------------|---|--|--|
|                   |             |                              |  |                        | 内资<br>Internal<br>Funded<br>Economic<br>Units | 港澳台投资<br>Economic<br>Units<br>Funded by<br>Entrepreneurs<br>from Hong<br>Kong, Macao<br>and Taiwan | 外商投资<br>Foreign<br>Economic<br>Funded<br>Units |
| 郑州市 Zhengzhou     | 23728       | 13520                        | 1210   | 8998                   | 8737  | 134  | 127  |
| 开封市 Kaifeng       | 10550       | 7512                         | 1742   | 1296                   | 1094  | 130  | 72   |
| 洛阳市 Luoyang       | 20501       | 10611                        | 1154   | 8736                   | 8193  | 5  | 538  |
| 平顶山市 Pingdingshan | 9787        | 3597                         | 655  | 5535                   | 5487  | 47   | 1  |
| 安阳市 Anyang        | 7170        | 5253                         | 242  | 1675                   | 1538  | 110  | 27   |
| 鹤壁市 Hebi          | 2262        | 1589                         | 93   | 580                    | 580   |  |  |
| 新乡市 Xinxiang      | 5532        | 3748                         | 597  | 1187                   | 663   | 514  | 10   |
| 焦作市 Jiaozuo       | 7399        | 5693                         | 148  | 1558                   | 1459  | 62   | 37   |
| 濮阳市 Puyang        | 8011        | 7333                         | 69   | 609                    | 604   | 3  | 2  |
| 许昌市 Xuchang       | 4955        | 4151                         | 238  | 566                    | 565   |  | 1  |
| 漯河市 Luohe         | 1340        | 973                          | 122  | 245                    | 240   | 3  | 2  |
| 三门峡市 Sanmenxia    | 4291        | 2471                         | 131  | 1689                   | 1689  |  |  |
| 南阳市 Nanyang       | 8632        | 6862                         | 734  | 1036                   | 1028  | 8  |  |
| 商丘市 Shangqiu      | 4023        | 2731                         | 979  | 313                    | 257   | 54   | 2  |
| 信阳市 Xinyang       | 8755        | 5460                         | 1815   | 1480                   | 1479  | 1  |  |
| 周口市 Zhoukou       | 2805        | 2128                         | 305  | 372                    | 371   |  | 1  |
| 驻马店市 Zhumadian    | 2409        | 2002                         | 334  | 73                     | 71  |  | 2  |
| 济源市 Jiyuan        | 1044        | 962                          | 73   | 9                      | 9   |  |  |

## 主要统计指标解释

**经济活动人口** 指在16岁以上,有劳动能力,参加或要求参加社会经济活动的人口;包括从业人员和失业人员。

**从业人员** 指从事一定社会劳动并取得劳动报酬或经营收入的人员,包括全部职工、再就业的离退休人员、私营业主、个体户主、私营和个体从业人员、乡镇企业从业人员、农村从业人员、其他从业人员(包括民办教师、宗教职业者、现役军人等)。这一指标反映了一定时期内全部劳动力资源的实际利用情况,是研究我国基本国情国力的重要指标。

**各单位的从业人员** 指在各级国家机关、政党机关、社会团体及企业、事业单位中工作,取得工资或其他形式的劳动报酬的全部人员。包括在岗职工、再就业的离退休人员、民办教师以及在各单位中工作的外方人员和港澳台方人员、兼职人员、借用的外单位人员和第二职业者。不包括离开本单位仍保留劳动关系的职工。各单位的从业人员反映了各单位实际参加生产或工作的全部劳动力。

**城镇私营和个体从业人员** 城镇私营从业人员指在工商管理部门注册登记,其经营地址设在县城关镇(含城关镇)以上的私营企业从业人员;包括私营企业投资者和雇工。城镇个体从业人员指在工商管理部门注册登记,并持有城镇户口或在城镇长期居住,经批准从事个体工商经营的从业人员;包括个体经营者和在个体工商户劳动的家庭帮工和雇工。

**城镇登记失业人员** 指有非农业户口,在一定的劳动年龄内,有劳动能力,无业而要求就业,并在当地就业服务机构进行求职登记的人员。

**城镇登记失业率** 指城镇登记失业人数同城镇从业人数与城镇登记失业人数之和的比。计算公式为:

城镇登记失业率=城镇登记失业人数/(城镇从业人数+城镇登记失业人数)×100%

**职工** 指在国有经济、城镇集体经济、联营经济、股份制经济、外商和港、澳、台投资经济、其他经济单位及其附属机构工作,并由其支付工资的各类人员,不包括返聘的离退休人员、民办教师、在国有经济单位工作的外方人员和港、澳、台人员(1998年以后的数据均为在岗职工数据,其他相关指标如职工工资总额,职工平均工资等指标也从1998年起按此口径进行了相应调整)。

**国有单位职工** 指在国有经济单位及其附属机构工作,并由其支付工资的各类人员。

**城镇集体单位职工** 指在城镇集体经济单位及其管理部门工作,并由其支付工资的各类人员。

**其他单位职工** 指在联营经济、股份制经济、外商投资经济、港、澳、台投资经济单位工作,并由其支付工资的各类人员。

**在岗职工** 指在本单位工作并由单位支付工资的人员,以及有工作岗位,但由于学习、病伤产假等原因暂未工作,仍由单位支付工资的人员。

**职工工资总额** 指各单位在一定时期内直接支付给本单位全部职工的劳动报酬总额。工资总额的计算原则应以直接支付给职工的全部劳动报酬为根据。各单位支付给职工的劳动报酬以及其他根据有关规定支付的工资,不论是计入成本的还是不计入成本的,不论是按国家规定列入计征奖金税项目的,还是未列入计征奖金税项目的,不论是以货币形式支付的还是以实物形式支付的,均包括在工资总额内。

**奖金** 指支付给职工的超额劳动报酬和增收节支的劳动报酬。

**津贴和补贴** 指为了补偿职工特殊或额外的劳动消耗和因其他特殊原因支付给职工的津贴,以及为了保证职工工资水平不受物价影响支付给职工的物价补贴。

**职工平均工资** 指企业、事业、机关单位的职工在一定时期内平均每人所得的货币工资额。它表明一定时期职工工资收入的高低程度,是反映职工工资水平的主要指标。计算公式为:

职工平均工资=报告期实际支付的全部职工工资总额/报告期全部职工平均人数

**职工平均工资指数** 指报告期职工平均工资与基期职工平均工资的比率,是反映不同时期职工货币工资水平变动情况的相对数。计算公式为:

职工平均工资指数=报告期职工平均工资/基期职工平均工资

**职工平均实际工资指数** 职工平均实际工资指扣除物价变动因素后的职工平均工资。职工平均实际工资指数是反映实际工资变动情况的相对数,表明职工实际工资水平提高或降低的程度。计算公式为:

职工平均实际工资指数=报告期职工平均工资指数/报告期城镇居民消费价格指数×100%。

## Explanatory Notes on Main Statistical Indicators

**Economically Active Population** refers to the population aged 16 and over who are capable to work, are participating in or willing to participate in economic activities, including employed persons and unemployed persons.

**Persons Employed in Various Units** refer to all the persons working in government agencies of various levels, political and party organizations, social organizations, enterprises and institutions, and receiving wages or other forms of payment. They include fully-employed staff and workers, re-employed retirees, teachers in schools run by the local people, foreigners and Chinese compatriots from Hong Kong, Macao, and Taiwan working in various units, part-time employees, employees of other units working temporarily at current posts, and employees holding the second job, but exclude staff and workers who have left their working units while keeping their labour contract (employment relation) unchanged. This indicator reflects the total number of laborers actually engaged in production or other operations in various units.

**Persons Employed in Private Enterprises and Self-Employed Individuals in Urban Areas** Persons employed in private enterprises refer to the persons employed in the private enterprises which have been registered at the departments of industrial and commercial administration and are situated at a county town (i.e. a town where the county government is located) for business operation or at urban areas with the level higher than a county town. The self-employed individuals in urban areas refer to persons who hold the certificates of residence in urban areas or have resided in the urban areas for a long time and have been registered at the departments of industrial and commercial administration and approved to be engaged in individual industrial or commercial business, including self-employed persons as well as helpers and hired labourers who work in the individual house holds engaged in industrial or commercial business.

**Registered Urban Unemployed Persons** The registered unemployed persons in urban areas refer to the persons who are registered as permanent residents in the urban areas engaged in non-agricultural activities, aged within the range of working age, capable to labour, unemployed but desirous to be employed and have been registered at the local employment service agencies to apply for a job.

**Registered Urban Unemployment Rate** Registered unemployment rate in urban areas refers to the ratio of the number of the registered unemployed persons to the sum of the number of employed persons and the registered unemployed persons. The formula is as follows:

Registered urban unemployment rate

$$= \frac{\text{number of registered urban unemployed persons}}{\text{Urban employed person number} + \text{registered urban unemployed persons number}} \times 100\%$$

**Staff and Workers** refer to the persons who work in (and receive payment there from) enterprises and institutions of state ownership, collective ownership, joint ownership, share holding, foreign ownership, and ownership by entrepreneurs from Hong Kong, Macao, and Taiwan, and other types of ownership and their affiliated units, excluding the retired persons invited to work in the units again, teachers in the schools run by the local people and foreigners and persons coming from Hong Kong, Macao and Taiwan and working in the state-owned economic units. (The figures since 1998 refer to those of fully employed staff and workers. Other relative figures since 1998, such as total wages of staff and workers, average wage of staff and workers, etc., were adjusted according to the standard).

**Staff and Workers in State-owned Economic Units** refer to the persons who work in the state-owned economic units or their attached units and are listed in their payrolls.

**Staff and Workers of Collective Owned Units in Urban Areas** refer to the persons who work in collective owned units in urban areas and their administration departments and receive payment there from.

**Staff and Workers in Units of Other types of Ownership** refer to those who work in (and receive payment there from) enterprises and institutions of joint ownership, share holding, foreign ownership, and ownership by entrepreneurs from Hong Kong, Macao, and Taiwan.

**Fully Employed Staff and Workers** refer to persons who work in, and receive wages from their working units, as well as

persons who have their work posts, but are temporarily absent from work for reasons of study or on sick, injury or maternal leave and still receive wages from their working units.

**Total Wages of Staff and Workers** refer to the total remuneration payment to staff and workers in various units during a certain period of time. The calculation of total wages is based on the total remuneration payment to the staff and workers. Therefore, all the wages and salaries and other payments to staff and workers are included in the total wages regardless of their sources, category, and forms (in kind or cash).

**Bonus** refers to remuneration payment to workers for extra work and for increasing earnings and practicing economy.

**Subsidies and Allowances** refer to subsidies paid to staff and workers for compensating special or extra labour and allowances paid to staff and workers to offset the impact of inflation on real wages.

**Average Wage of Staff and Workers** refers to the average wage in money terms per person during a certain period of time for staff and workers in enterprises, institutions, and government agencies, which reflects the general level of wage income during a certain period of time and is calculated as follows:

Average Wage of Staff and Workers

$$= \frac{\text{Total Wages of Staff and Workers in Reference Period}}{\text{Average Number of Staff and Workers in Reference Period}} \times 100\%$$

**Index of Average Wage of Staff and Worker** refers to the ratio of average wage of staff and workers at the report time to that at the reference time. It reflects the relative changing degree of average wage in money terms at the various of time, which is calculated as following:

Index of Average Wage of Staff and Worker


$$= \frac{\text{Average wage of staff and workers at the report time}}{\text{Average wage of staff and workers at the reference time}} \times 100\%$$

**Index of Average Real Wage of Staff and Worker** refers to the average wage which has removed the factor of price change. Index of average real wage of staff and worker reflects the relative changing degree of average real wage, and indicates the degree of the rising or declining degree of real wage of staff and worker, which is calculated as following:

Index of Average Real Wage of Staff and Worker

$$= \frac{\text{Index of Average Wage of Staff and Worker at the Report Time}}{\text{Urban consumer prices index at the report time}} \times 100\%$$





各计划时期全社会固定资产投资 (亿元)

Investment in Fixed Assets of Each Planning Period (100 million yuan)



# 固定资产投资

## Investment in Fixed Assets

"九五"时期 (Nine five-year Plan Period)




国有经济 State-owned

集体经济 Collective-owned

城乡个人 Individuals



其他 Others

"八五"时期 (Eight five-year Plan Period)



全社会固定资产投资构成 (%)

Composition of Total Investment in Fixed Assets (%)



中央投资 Central Investment

地方投资 Local Investment

2000年统计年鉴  
English translator: Chen Hongyan



河南统计年鉴  
HENAN STATISTICAL YEARBOOK



编 辑：赵一放

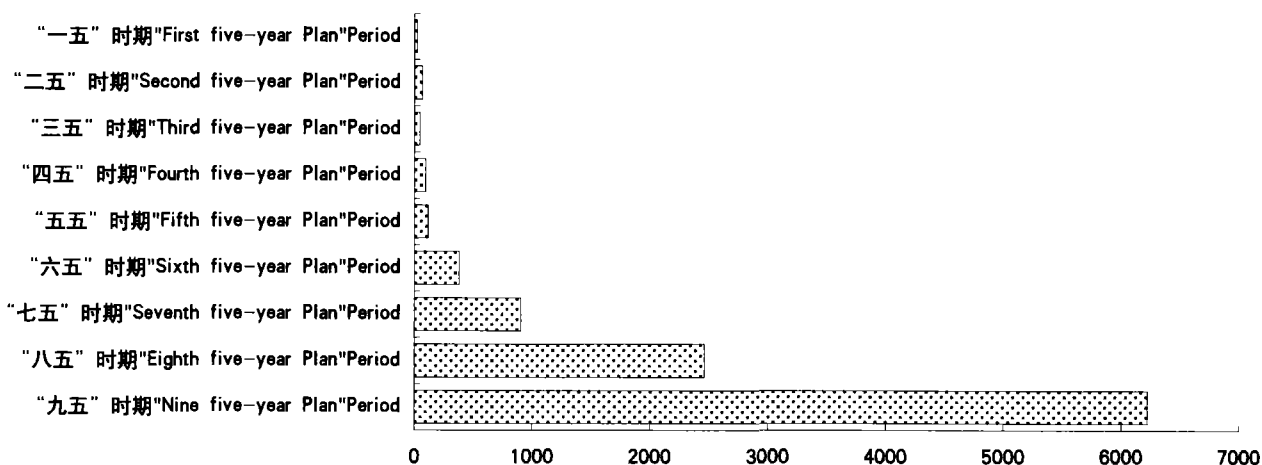
*Editor: Zhao Yifang*

英文翻译：陈红雨

*English translator: Chen Hongyu*

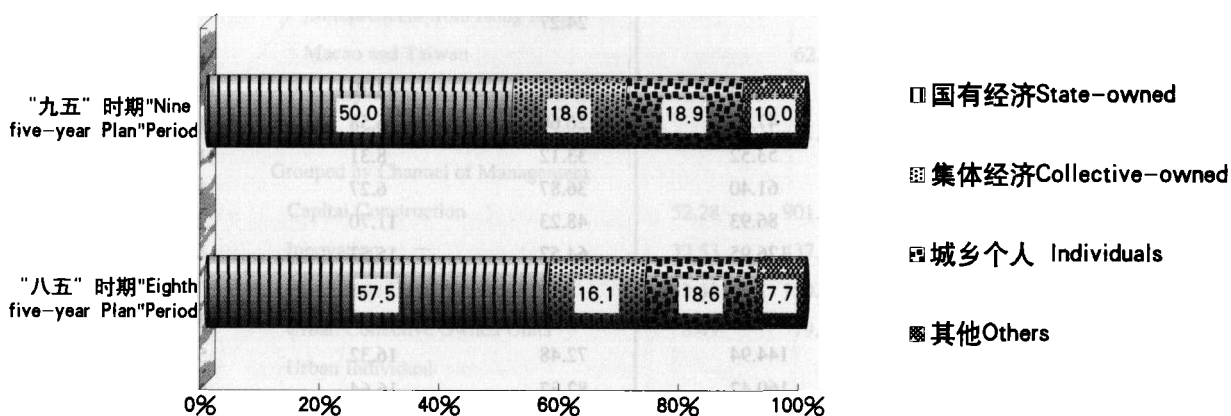
### 各计划时期全社会固定资产投资 (亿元)

Investment in Fixed Assets of Each Planning Period(100 million yuan)



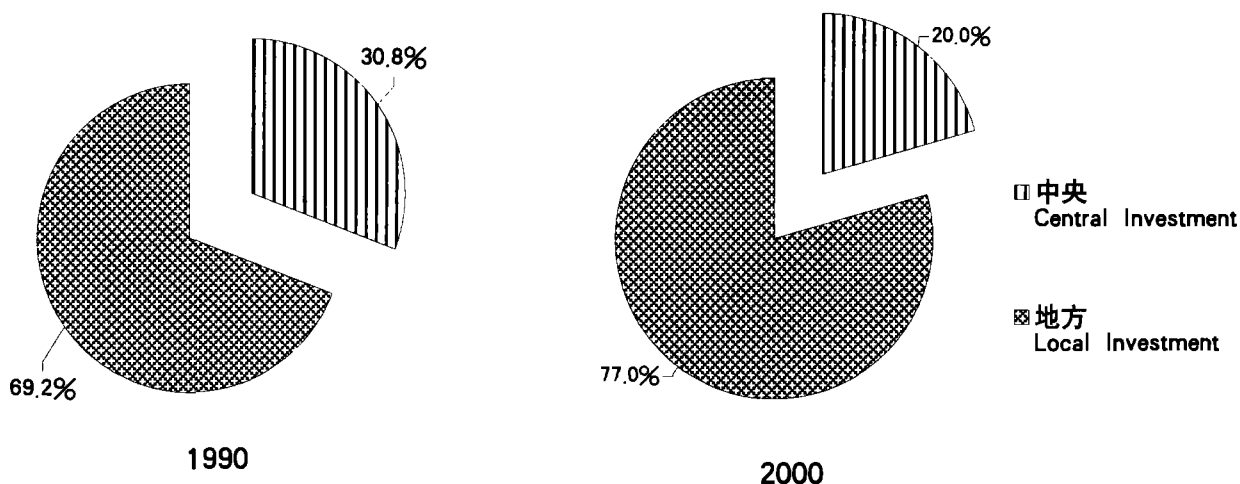
### 全社会固定资产投资构成 (%)

Composition of Total Investment in Fixed Assets (%)



### 全社会固定资产投资构成 (%)

Composition of Total Investment in Fixed Assets (%)



## 6-1 全社会固定资产投资总额

## Total Investment in Fixed Assets

单位: 亿元

(100 million yuan)

| 年份<br>Year                                  | 全社会固定<br>资产投资总额<br>Total<br>Investment in<br>Fixed Assets | 国有经济                 | 集体经济                       | 城乡个人        | 其他各种<br>经济类型 |
|---|---|----------------------|----------------------------|-------------|--------------|
|   |   | State-Owned<br>Units | Collective-<br>Owned Units | Individuals | Others       |
| “一五”时期<br>the"First five-year Plan"Period   |   | 21.61                |                            |             |              |
| “二五”时期<br>the"Second five-year Plan"Period  |   | 65.77                |                            |             |              |
| 1963-1965                                   |   | 19.25                |                            |             |              |
| “三五”时期<br>the"Third five-year Plan"Period   |   | 43.41                |                            |             |              |
| “四五”时期<br>the"Fourth five-year Plan"Period  |   | 92.46                |                            |             |              |
| “五五”时期<br>the"Fifth five-year Plan"Period   |   | 114.26               |                            |             |              |
| # 1978                                      |   | 24.80                |                            |             |              |
| 1979  |   | 23.75                |                            |             |              |
| 1980  |   | 24.27                |                            |             |              |
| “六五”时期<br>the"Sixth five-year Plan"Period   | 376.05  | 209.39               | 48.39                      | 118.27      |              |
| 1981  | 47.25   | 26.60                | 6.58                       | 14.07       |              |
| 1982  | 53.52   | 33.12                | 8.31                       | 12.09       |              |
| 1983  | 61.40   | 36.87                | 6.27                       | 18.26       |              |
| 1984  | 86.93   | 48.23                | 11.70                      | 27.00       |              |
| 1985  | 126.95  | 64.57                | 15.53                      | 46.85       |              |
| “七五”时期<br>the"Seventh five-year Plan"Period | 903.21  | 468.33               | 97.24                      | 337.64      |              |
| 1986  | 144.94  | 72.48                | 16.32                      | 56.14       |              |
| 1987  | 160.42  | 82.37                | 16.64                      | 61.41       |              |
| 1988  | 204.05  | 105.63               | 21.81                      | 76.61       |              |
| 1989  | 187.68  | 99.62                | 17.90                      | 70.16       |              |
| 1990  | 206.12  | 108.23               | 24.57                      | 73.32       |              |
| “八五”时期<br>the"Eighth five-year Plan"Period  | 2458.78   | 1413.80              | 396.85                     | 457.93      | 190.20       |
| 1991  | 256.46  | 144.28               | 24.17                      | 88.01       |              |
| 1992  | 318.83  | 189.15               | 47.62                      | 82.06       |              |
| 1993  | 450.43  | 278.51               | 75.39                      | 73.62       | 22.91        |
| 1994  | 628.03  | 364.03               | 107.66                     | 90.34       | 66.00        |
| 1995  | 805.03  | 437.83               | 142.01                     | 123.90      | 101.29       |
| “九五”时期<br>the"Nine five-year Plan"Period    | 6220.92   | 3111.67              | 1153.99                    | 1176.35     | 623.20       |
| 1996  | 1003.61   | 512.04               | 185.81                     | 168.55      | 137.21       |
| 1997  | 1165.19   | 569.15               | 222.67                     | 207.19      | 132.47       |
| 1998  | 1252.22   | 626.01               | 244.71                     | 239.19      | 104.31       |
| 1999  | 1324.18   | 667.25               | 251.04                     | 256.04      | 109.85       |
| 2000  | 1475.72   | 737.22               | 249.76                     | 305.38      | 139.36       |

注: 1.其他各种经济类型包括联营经济、股份制经济、外商投资经济、港澳台投资经济等国有、集体和个体经济以外的经济成分。

2.1997年及以后年度全社会投资总额中含5-50万元地方项目投资,其他指标均不包括(下同)。

a)Other types of ownership refer to the types of ownership other than state-owned units, collective-owned units and individuals, including joint-owned economic units, share holding economic units, foreign-funded economic units, economic units funded by the entrepreneurs from Hong Kong, Macao and Taiwan, etc.

b)Investment in fixed assets since 1997 contained local projects from 50000 to 500000 Yuan, other indicators didn't contained these projects (the same as in the following tables).

## 6-2 各种分组的全社会固定资产投资

### Total Investment in Fixed Assets by Groups

| 项 目                 | Item  | 1990          | “八五” 合计                                     |               | “九五” 合计                                   |                |                |
|---------------------|---|---------------|---|---------------|---|----------------|----------------|
|                     |   |               | Total of the "Eighth five-year Plan" Period | #1995         | Total of the "Nine five-year Plan" Period | #1999          | #2000          |
| <b>投资总额 (亿元)</b>    | <b>Total Investment (100 million yuan)</b>                              | <b>206.12</b> | <b>2458.78</b>                              | <b>805.03</b> | <b>6220.92</b>                            | <b>1324.18</b> | <b>1475.72</b> |
| 按登记注册类型分            | Grouped by Ownership  |               |   |               |   |                |                |
| 国有经济                | State-Owned Units   | 108.23        | 1413.80                                     | 437.83        | 3111.67                                   | 667.25         | 737.22         |
| 集体经济                | Collective-Owned Units  | 24.57         | 396.85                                      | 142.01        | 1153.99                                   | 251.04         | 249.76         |
| #农村                 | Rural   | 16.08         | 308.12                                      | 113.49        | 999.35                                    | 225.03         | 225.00         |
| 城乡个人                | Individuals   | 73.32         | 457.93                                      | 123.90        | 1176.35                                   | 256.04         | 305.38         |
| #农村                 | Rural   | 66.79         | 364.07                                      | 91.31         | 932.99                                    | 210.94         | 254.95         |
| 联营经济                | Joint-Ownership Economic Units  |               | 2.11  | 0.97          | 4.32                                      | 0.90           | 1.77           |
| 股份制经济               | Share Holding Economic Units  |               | 58.82                                       | 36.66         | 316.87                                    | 54.97          | 74.76          |
| 外商投资经济              | Foreign Funded Economic Units   |               | 65.75                                       | 27.39         | 118.16                                    | 13.83          | 13.39          |
| 港澳台投资经济             | Economic Units Funded by Entrepreneurs from Hong Kong, Macao and Taiwan |               | 62.32                                       | 35.85         | 138.51                                    | 27.71          | 26.32          |
| 私营经济                | Privately Owned Enterprises   |               |   |               | 26.60                                     | 9.85           | 14.18          |
| 其他经济                | Others  |               | 1.20  | 0.42          | 18.74                                     | 2.59           | 8.94           |
| 按管理渠道分              | Grouped by Channel of Management  |               |   |               |   |                |                |
| #基本建设               | Capital Construction  | 52.28         | 901.54                                      | 319.47        | 2501.09                                   | 545.87         | 594.82         |
| 更新改造                | Innovation  | 32.53         | 437.10                                      | 132.47        | 777.50                                    | 129.47         | 163.36         |
| 房地产开发               | Real Estate Development   | 3.43          | 150.30                                      | 62.56         | 312.97                                    | 70.41          | 77.87          |
| 城镇集体                | Urban Collective Owned Units  | 8.49          | 79.56                                       | 21.84         | 122.95                                    | 21.24          | 19.82          |
| 城镇私营个体              | Urban Individual  |               |   |               | 8.98                                      | 3.22           | 5.76           |
| 其他投资                | Others  | 19.99         | 124.21                                      | 31.30         | 167.37                                    | 32.89          | 41.06          |
| 按隶属关系分              | Grouped by Administrative Relationship                                  |               |   |               |   |                |                |
| 中央                  | Central Investment  | 63.58         | 596.40                                      | 182.37        | 1239.87                                   | 275.64         | 295.76         |
| 地方                  | Local Investment  | 142.54        | 1862.38                                     | 622.66        | 4825.34                                   | 1008.54        | 1135.96        |
| 按资金来源分              | Grouped by Source of Funds  |               |   |               |   |                |                |
| 国家预算内资金             | State Budgetary Appropriation   | 13.58         | 111.89                                      | 32.29         | 356.45                                    | 101.35         | 97.27          |
| 国内贷款                | Domestic Loans  | 26.91         | 574.91                                      | 186.63        | 1084.09                                   | 218.97         | 237.22         |
| 债券                  | Bond  |               |   |               | 45.90                                     | 17.36          | 20.76          |
| 利用外资                | Foreign Investment  | 4.49          | 189.18                                      | 86.17         | 334.71                                    | 43.87          | 38.85          |
| 自筹资金                | Fundraising   | 153.20        | 1305.08                                     | 399.56        | 3479.70                                   | 745.73         | 867.40         |
| 其他资金                | Others  | 7.94          | 277.72                                      | 100.38        | 764.36                                    | 156.90         | 170.21         |
| 按构成分                | Grouped by Use of Funds   |               |   |               |   |                |                |
| 建筑安装工程              | Construction and Installation   | 143.94        | 1511.47                                     | 475.00        | 3775.63                                   | 798.78         | 889.23         |
| 设备、工具、器具购置          | Purchase of Equipment and Instruments                                   | 49.76         | 691.00                                      | 237.28        | 1592.16                                   | 318.62         | 394.37         |
| 其他费用                | Others  | 12.42         | 256.31                                      | 92.75         | 697.42                                    | 166.78         | 148.12         |
| <b>房屋建筑面积(万平方米)</b> | <b>Floor Space of Buildings (10 000 sq.m)</b>                           |               |   |               |   |                |                |
| 施工面积                | Floor Space Under Construction  | 8941.85       | 51895.00                                    | 12128.69      | 78890.68                                  | 16394.35       | 15894.25       |
| #住宅                 | Residential Buildings   | 6326.98       | 34368.62                                    | 7172.42       | 55418.53                                  | 11075.31       | 11292.39       |
| 竣工面积                | Floor Space Completed   | 8181.36       | 42995.72                                    | 10005.29      | 64047.49                                  | 12981.66       | 12331.26       |
| #住宅                 | Residential Buildings   | 6210.24       | 32610.81                                    | 6932.04       | 47632.36                                  | 9494.69        | 9424.04        |

## 6-3 按登记注册类型分的全社会固定资产投资 (2000年)

## Total Investment in Fixed Assets by Registered Type (2000)

单位: 万元

(10 000 yuan)

| 项 目           | Item  | 合 计  |   |   |  |                 |                |               |                |
|---------------|---|--|---|---|--|-----------------|----------------|---------------|----------------|
|               |   | Total  | 国有经济  | 集体经济  | 城 乡  |                 | 个人             | 城镇            | 农村             |
|               |   |  | State-owned Units                           | Collective-owned Units  | Urban  | Rural           |                |               |                |
| <b>投资总额</b>   | <b>Total Investment</b>                       | <b>14757186</b>                              | <b>7372164</b>                              | <b>2497616</b>  | <b>247598</b>                                  | <b>2250018</b>  | <b>3053808</b> | <b>504282</b> | <b>2549526</b> |
| <b>按隶属关系分</b> | <b>Grouped by Administrative Relationship</b> |  |   |   |  |                 |                |               |                |
| 中央            | Central Investment                            | 2957566                                      | 2903450                                     | 1542  | 1542   |                 |                |               |                |
| 地方            | Local Investment                              | 11359620                                     | 4468714                                     | 2496074   | 246056   | 2250018         | 3053808        | 504282        | 2549526        |
| <b>按资金来源分</b> | <b>Grouped by Source of Funds</b>             |  |   |   |  |                 |                |               |                |
| 国家预算内资金       | State Budgetary Appropriation                 | 972727                                       | 788031                                      | 178329  | 463  | 177866          | 1369           |               | 1369           |
| 国内贷款          | Domestic Loans                                | 2372204                                      | 1790314                                     | 228943  | 29701  | 199242          | 41516          | 210           | 41306          |
| 利用外资          | Foreign Investment                            | 388534                                       | 247967                                      | 91462   | 1540   | 89922           | 2389           |               | 2389           |
| 债券            | Bond  | 207636                                       | 196701                                      | 190   | 190  |                 |                |               |                |
| 自筹资金          | Fundraising                                   | 8673989                                      | 3316304                                     | 1571339   | 134883   | 1436456         | 3008534        | 504072        | 2504462        |
| 其他资金          | Others  | 1702096                                      | 1032847                                     | 427353  | 80821  | 346532          |                |               |                |
| <b>按构成分</b>   | <b>Grouped by Use of Funds</b>                |  |   |   |  |                 |                |               |                |
| 建筑安装工程        | Construction and Installation                 | 8892265                                      | 4384791                                     | 1408925   | 168496   | 1240429         | 2346406        | 501408        | 1844998        |
| 设备、工具、器具购置    | Purchase of Equipment and Instruments         | 3943738                                      | 2072223                                     | 887043  | 57910  | 829133          | 606062         | 1817          | 604245         |
| 其他费用          | Others  | 1481183                                      | 915150                                      | 201648  | 21192  | 180456          | 101340         | 1057          | 100283         |
| 项 目           | Item  | 联营经济<br>Joint-Ownership<br>Economic<br>Units | 股份制经济<br>Share Holding<br>Economic<br>Units | 港澳台投资<br>Economic Units Fu-<br>nded by Entrepreneurs<br>from Hong Kong,<br>Macao and Taiwan | 外商投资<br>Foreign<br>Funded<br>Economic<br>Units | 私营经济<br>Private | 其他经济<br>Others |               |                |
| <b>投资总额</b>   | <b>Total Investment</b>                       | <b>17726</b>                                 | <b>747595</b>                               | <b>263164</b>   | <b>133934</b>                                  | <b>141779</b>   | <b>89400</b>   |               |                |
| <b>按隶属关系分</b> | <b>Grouped by Administrative Relationship</b> |  |   |   |  |                 |                |               |                |
| 中央            | Central Investment                            |  | 47731                                       | 2769  | 2074   |                 |                |               |                |
| 地方            | Local Investment                              | 17726  | 699864                                      | 260395  | 131860   | 141779          | 89400          |               |                |
| <b>按资金来源分</b> | <b>Grouped by Source of Funds</b>             |  |   |   |  |                 |                |               |                |
| 国家预算内资金       | State Budgetary Appropriation                 |  | 1985  | 2663  |  | 300             | 50             |               |                |
| 国内贷款          | Domestic Loans                                | 180  | 195050                                      | 46188   | 40965  | 21696           | 7352           |               |                |
| 利用外资          | Foreign Investment                            |  | 2400  | 20402   | 23764  |                 | 150            |               |                |
| 债券            | Bond  |  | 10145                                       |   | 600  |                 |                |               |                |
| 自筹资金          | Fundraising                                   | 11881  | 435140                                      | 149147  | 51794  | 79076           | 50774          |               |                |
| 其他资金          | Others  | 5665   | 102875                                      | 44764   | 16811  | 40707           | 31074          |               |                |
| <b>按构成分</b>   | <b>Grouped by Use of Funds</b>                |  |   |   |  |                 |                |               |                |
| 建筑安装工程        | Construction and Installation                 | 5853   | 369176                                      | 145614  | 73008  | 99071           | 59421          |               |                |
| 设备、工具、器具购置    | Purchase of Equipment and Instruments         | 9407   | 230544                                      | 73322   | 38180  | 15455           | 11502          |               |                |
| 其他费用          | Others  | 2466   | 147875                                      | 44228   | 22746  | 27253           | 18477          |               |                |

## 6-4 各市全社会固定资产投资 (2000年)

## Total Investment in Fixed Assets by City (2000)

单位:万元

(10 000 yuan)

| 市<br>City            | 合 计      | 基本<br>建设                     | 更新<br>改造        | 房地<br>产开<br>发                      | 城 镇<br>集 体                            | 城 镇<br>私人建房   | 城 镇私<br>营个体          | 农 村<br>非农户                           | 农 村<br>农 户           | 其 他    |
|----------------------|----------|------------------------------|-----------------|------------------------------------|---------------------------------------|---|----------------------|--------------------------------------|----------------------|--------|
|                      | Total    | Capital<br>Const-<br>ruction | Inno-<br>vation | Real<br>Estate<br>Deve-<br>lopment | Urban<br>Collective<br>Owned<br>Units | Individuals in<br>Urban Areas<br>and in<br>Industrial and<br>Mining Areas | Urban<br>Individuals | Rural<br>Collective<br>Owned<br>Unit | Rural<br>Individuals | Others |
| 全 省 Total            | 14757186 | 5948241                      | 1633614         | 778744                             | 198152                                | 490666  | 57625                | 2250018                              | 2549526              | 410600 |
| 郑 州 市 Zhengzhou      | 2467756  | 723392                       | 217885          | 341868                             | 36901                                 | 64681   | 9852                 | 673172                               | 317071               | 82934  |
| 开 封 市 Kaifeng        | 387571   | 116316                       | 53330           | 30906                              | 6455                                  | 13752   | 8250                 | 49890                                | 95068                | 13604  |
| 洛 阳 市 Luoyang        | 1210062  | 577669                       | 114175          | 105313                             | 6900                                  | 24178   | 25                   | 237683                               | 138448               | 5671   |
| 平 顶 山 市 Pingdingshan | 502096   | 181654                       | 60353           | 35903                              | 8394                                  | 29618   | 6495                 | 54853                                | 96378                | 28448  |
| 安 阳 市 Anyang         | 517188   | 149402                       | 92952           | 39749                              | 3048                                  | 13442   | 156                  | 91693                                | 125247               | 1499   |
| 鹤 壁 市 Hebi           | 169925   | 64006                        | 25584           | 3763                               | 12487                                 | 8666  |                      | 9223                                 | 40832                | 5364   |
| 新 乡 市 Xinxiang       | 653006   | 242449                       | 75582           | 32012                              | 13384                                 | 19074   |                      | 97718                                | 171643               | 1144   |
| 焦 作 市 Jiaozuo        | 502255   | 248899                       | 52404           | 11741                              | 8622                                  | 18696   | 1022                 | 62571                                | 84073                | 14227  |
| 濮 阳 市 Puyang         | 703328   | 211033                       | 164055          | 21702                              | 8878                                  | 24348   | 4479                 | 67174                                | 62886                | 138773 |
| 许 昌 市 Xuchang        | 739405   | 292399                       | 104067          | 25090                              | 7026                                  | 35650   | 9419                 | 116667                               | 137496               | 11591  |
| 漯 河 市 Luohe          | 454551   | 204224                       | 48997           | 23650                              | 18439                                 | 18334   | 1630                 | 57638                                | 68129                | 13510  |
| 三 门 峡 市 Sanmenxia    | 567305   | 299231                       | 93923           | 8535                               | 11319                                 | 11534   | 2900                 | 91167                                | 41067                | 7629   |
| 南 阳 市 Nanyang        | 1136428  | 381284                       | 131608          | 50421                              | 13868                                 | 35462   | 3697                 | 229024                               | 239848               | 51216  |
| 商 丘 市 Shangqiu       | 761307   | 359946                       | 98612           | 7213                               | 10453                                 | 40121   | 220                  | 87656                                | 149200               | 7886   |
| 信 阳 市 Xinyang        | 928041   | 416656                       | 52765           | 23265                              | 5488                                  | 53040   | 2066                 | 120056                               | 254705               |        |
| 周 口 市 Zhoukou        | 784143   | 228685                       | 67310           | 10807                              | 12458                                 | 44215   | 500                  | 126157                               | 279372               | 14639  |
| 驻 马 店 市 Zhumadian    | 627938   | 195723                       | 72836           | 4368                               | 7558                                  | 20735   | 4830                 | 78698                                | 231775               | 11415  |
| 济 源 市 Jiyuan         | 109603   | 31117                        | 10276           | 2438                               | 6474                                  | 15120   | 2084                 | 17745                                | 23424                | 925    |

注: 1.农村投资是抽样调查数, 由于抽样调查的各级样本不同, 所以分市合计不等于全省数;

2.其余分组合计不等于全省数, 是因为按部门分的(跨市项目)直报数未列出。

a)Rural investment is reckoned figure of sampling investigation .Because province and cities used different samples respectively,Total figure by cities isn't equal to the figure of whole province.

b)Total figure isn't equal to the figure of whole province. Because the direct-reporting figure by department(Projects distributed over different cities) isn't listed.

## 6-5 国有及其他经济类型固定资产投资(按管理渠道分)

| 项 目                  | Item   | 1990          | “八五” 合计  |               |               |
|----------------------|--|---------------|--|---------------|---------------|
|                      |  |               | Total of the<br>"eighth five-year<br>Plan"Period | 1991          | 1992          |
| <b>投资总额 (亿元)</b>     | <b>Total Investment (100 million yuan)</b>                 | <b>108.82</b> | <b>1613.16</b>                                   | <b>144.28</b> | <b>189.15</b> |
| 按资金来源分               | Grouped by Source of Funds                                 |               |  |               |               |
| 国家预算内资金              | State Budgetary Appropriation                              | 13.47         | 103.12   | 14.58         | 18.57         |
| 国内贷款                 | Domestic Loans   | 24.01         | 462.85   | 38.27         | 55.15         |
| 债券                   | Bond   |               |  |               |               |
| 利用外资                 | Foreign Investment   | 4.24          | 174.38   | 9.80          | 7.42          |
| 自筹资金                 | Fundraising  | 59.16         | 704.87   | 68.92         | 92.29         |
| 其他资金                 | Others   | 7.94          | 167.94   | 12.71         | 15.72         |
| 按隶属关系分               | Grouped by Administrative Relationship                     |               |  |               |               |
| 中央                   | Central Investment   | 63.58         | 596.34   | 79.21         | 81.95         |
| 地方                   | Local Investment   | 45.24         | 1016.82  | 65.07         | 107.20        |
| 按构成分                 | Grouped by Use of Funds                                    |               |  |               |               |
| 建筑安装工程               | Construction and Installation                              | 65.19         | 920.96   | 79.78         | 109.88        |
| 设备、工器具购置             | Purchase of Equipment and Instruments                      | 31.53         | 456.53   | 45.13         | 51.28         |
| 其他费用                 | Others   | 12.10         | 235.67   | 19.37         | 27.99         |
| 按建设性质分               | Grouped by Type of Construction                            |               |  |               |               |
| #新建                  | New Construction   | 21.42         | 633.73   | 40.44         | 58.01         |
| 扩建                   | Expansion  | 58.95         | 606.38   | 68.60         | 81.19         |
| 改建                   | Reconstruction   | 20.31         | 253.16   | 24.13         | 32.27         |
| 按三次产业分               | Grouped by Type of Industry                                |               |  |               |               |
| 第一产业                 | Primary Industry   | 0.41          | 6.25   | 0.36          | 1.02          |
| 第二产业                 | Secondary Industry   | 81.57         | 928.60   | 110.16        | 125.82        |
| #工业                  | Industry   | 80.90         | 911.30   | 109.20        | 124.56        |
| #能源工业                | Energy   | 47.23         | 388.27   | 52.03         | 53.89         |
| 第三产业                 | Tertiary Industry  | 26.84         | 678.31   | 33.76         | 62.31         |
| #交通运输邮电通信业           | Transportation, Postal and Telecommunications Services     | 5.62          | 191.70   | 9.70          | 16.13         |
| <b>新增固定资产 (亿元)</b>   | <b>Newly Increased Fixed Assets<br/>(100 million yuan)</b> | <b>78.61</b>  | <b>1061.89</b>                                   | <b>109.01</b> | <b>141.78</b> |
| <b>房屋建筑面积 (万平方米)</b> | <b>Floor Space of Buildings (10000 sq.m)</b>               |               |  |               |               |
| 施工面积                 | Floor Space Under Construction                             | 1461.05       | 14294.29   | 1641.58       | 2344.55       |
| #住宅                  | Residential Buildings                                      | 636.36        | 6870.43  | 728.10        | 884.40        |
| 竣工面积                 | Floor Space Completed                                      | 738.79        | 7157.54  | 817.83        | 1051.54       |
| #住宅                  | Residential Buildings                                      | 259.74        | 3111.98  | 379.68        | 453.78        |

注：国有及其他经济类型固定资产投资是指除城乡集个体经济以外的投资，包括集体房地产开发企业投资，6-6表同。

**Total Investment in Fixed Assets of State-Owned Units  
and other economic units(Grouped by Channel of Management)**

|               |               |               | “九五” 合计  |               |               |               |               |               |
|---------------|---------------|---------------|--|---------------|---------------|---------------|---------------|---------------|
| 1993          | 1994          | 1995          | Total of the<br>"nine five-year<br>Plan"Period | 1996          | 1997          | 1998          | 1999          | 2000          |
| <b>301.41</b> | <b>432.52</b> | <b>545.80</b> | <b>3758.94</b>                                 | <b>654.87</b> | <b>707.61</b> | <b>740.70</b> | <b>778.64</b> | <b>877.12</b> |
| 20.52         | 19.27         | 30.18         | 311.40   | 34.71         | 45.87         | 64.87         | 86.65         | 79.30         |
| 93.14         | 128.26        | 148.03        | 893.22   | 163.30        | 157.12        | 176.52        | 185.60        | 210.68        |
|               |               |               | 45.70  | 1.35          | 1.85          | 4.49          | 17.27         | 20.74         |
| 20.16         | 58.56         | 78.44         | 283.83   | 88.57         | 71.21         | 59.89         | 34.73         | 29.43         |
| 136.58        | 174.55        | 232.53        | 1717.75  | 306.67        | 326.10        | 333.96        | 343.77        | 407.25        |
| 31.01         | 51.88         | 56.62         | 507.04   | 60.27         | 105.46        | 100.97        | 110.62        | 129.72        |
| 105.68        | 147.13        | 182.37        | 1236.86  | 211.81        | 214.36        | 239.83        | 275.26        | 295.60        |
| 195.73        | 285.39        | 363.43        | 2522.08  | 443.06        | 493.25        | 500.87        | 503.38        | 581.52        |
| 173.58        | 248.11        | 309.61        | 2244.70  | 389.73        | 422.85        | 443.75        | 473.63        | 514.74        |
| 78.81         | 124.63        | 156.68        | 992.85   | 180.74        | 193.05        | 182.19        | 193.25        | 243.62        |
| 49.02         | 59.78         | 79.51         | 521.39   | 84.40         | 91.71         | 114.76        | 111.76        | 118.76        |
| 90.36         | 185.85        | 259.07        | 1858.11  | 320.80        | 335.20        | 354.71        | 400.54        | 446.86        |
| 126.90        | 137.02        | 192.67        | 1146.94  | 215.29        | 249.09        | 238.38        | 210.67        | 233.51        |
| 48.55         | 80.64         | 67.57         | 539.99   | 81.29         | 84.64         | 101.19        | 121.24        | 151.63        |
| 0.60          | 1.58          | 2.69          | 29.47  | 4.50          | 3.32          | 2.80          | 8.42          | 10.43         |
| 171.80        | 229.15        | 291.67        | 1686.10  | 343.22        | 356.62        | 333.90        | 315.53        | 336.83        |
| 168.44        | 223.79        | 285.31        | 1640.34  | 335.90        | 347.40        | 322.39        | 302.53        | 332.12        |
| 63.59         | 88.02         | 130.74        | 870.34   | 156.87        | 180.21        | 176.68        | 170.42        | 186.16        |
| 129.01        | 201.79        | 251.44        | 2043.37  | 307.15        | 347.67        | 404.00        | 454.69        | 529.86        |
| 36.46         | 64.59         | 64.82         | 684.96   | 85.95         | 99.59         | 136.02        | 143.41        | 219.99        |
| <b>203.73</b> | <b>253.99</b> | <b>353.38</b> | <b>2565.27</b>                                 | <b>458.76</b> | <b>592.06</b> | <b>520.47</b> | <b>486.18</b> | <b>507.80</b> |
| 2776.12       | 3192.24       | 4339.80       | 21780.33                                       | 4163.51       | 4217.62       | 4286.92       | 4514.26       | 4598.02       |
| 1171.65       | 2126.34       | 1959.94       | 12151.69                                       | 2021.40       | 2005.43       | 2352.72       | 2966.22       | 2805.92       |
| 1262.87       | 1499.19       | 2526.11       | 10170.32                                       | 2051.34       | 2050.57       | 2005.04       | 2128.59       | 1934.78       |
| 511.90        | 684.55        | 1082.07       | 5770.16  | 1075.09       | 1005.74       | 1162.23       | 1326.97       | 1200.13       |

a) Total Investment in Fixed Assets of state-owned units and other economic units refer to all investment other than investment of collective-owned units and individuals.



## 6-6 各市国有及其他经济类型固定资产投资（2000年）

单位:万元

| 市<br>City                  | 投资总额<br><br>Total<br>Investment | 按三次产业分<br>Grouped by Type of Industry |                               |                              |
|----------------------------|---------------------------------|---------------------------------------|-------------------------------|------------------------------|
|                            |                                 | 第一产业<br>Primary<br>Industry           | 第二产业<br>Secondary<br>Industry | 第三产业<br>Tertiary<br>Industry |
| <b>全 省 Total</b>           | <b>8771199</b>                  | <b>104306</b>                         | <b>3368269</b>                | <b>5298624</b>               |
| 郑 州 市 Zhengzhou            | 1366079                         | 20789                                 | 313025                        | 1032265                      |
| 开 封 市 Kaifeng              | 214156                          |                                       | 51004                         | 163152                       |
| 洛 阳 市 Luoyang              | 802828                          | 9573                                  | 401175                        | 392080                       |
| 平 顶 山 市 Pingdingshan       | 306358                          | 1105                                  | 148626                        | 156627                       |
| 安 阳 市 Anyang               | 283602                          |                                       | 166401                        | 117201                       |
| 鹤 壁 市 Hebi                 | 98717                           | 1190                                  | 35745                         | 61782                        |
| 新 乡 市 Xinxiang             | 351187                          | 2000                                  | 117179                        | 232008                       |
| 焦 作 市 Jiaozuo              | 327271                          | 4975                                  | 168787                        | 153509                       |
| 濮 阳 市 Puyang               | 535563                          | 2320                                  | 407938                        | 125305                       |
| 许 昌 市 Xuchang              | 433147                          | 6560                                  | 285052                        | 141535                       |
| 漯 河 市 Luohe                | 290381                          |                                       | 144490                        | 145891                       |
| 三 门 峡 市 Sanmenxia          | 409318                          | 13037                                 | 164972                        | 231309                       |
| 南 阳 市 Nanyang              | 614529                          | 15441                                 | 263021                        | 336067                       |
| 商 丘 市 Shangqiu             | 473657                          | 5349                                  | 173865                        | 294443                       |
| 信 阳 市 Xinyang              | 492686                          | 934                                   | 207597                        | 284155                       |
| 周 口 市 Zhoukou              | 321441                          | 3345                                  | 101007                        | 217089                       |
| 驻 马 店 市 Zhumadian          | 284342                          | 15488                                 | 111583                        | 157271                       |
| 济 源 市 Jiyuan               | 44756                           | 2200                                  | 13919                         | 28637                        |
| 郑 州 铁 路 局 zhengzhoutieluju | 135625                          |                                       |                               | 135625                       |
| 黄 委 会 Huangweihui          | 145331                          |                                       |                               | 145331                       |
| 省 直 其 他 Others             | 840225                          |                                       | 92883                         | 747342                       |

**Total Investment in Fixed Assets of State-Owned Units  
and other economic units by City (2000)**

(10 000 yuan)

| 按建设性质分<br>Grouped by Type of Construction |                  |                            | 按构成分<br>Grouped by Use of Funds |                           |                                  |                | 新增固<br>定资产<br>Newly<br>Increased<br>Fixed Assets |
|---|------------------|----------------------------|---------------------------------|---------------------------|----------------------------------|----------------|--|
| #新建<br>New Cons-<br>truction              | #扩建<br>Expansion | #改建<br>Recons-<br>truction | 建筑工程<br>Constr-<br>uction       | 安装工程<br>Install-<br>ation | 设备购置<br>Purchase of<br>Equipment | 其他费用<br>Others |  |
| 4468628                                   | 2335123          | 1516314                    | 4433639                         | 713803                    | 2436179                          | 1187578        | 5077992  |
| 780315                                    | 251417           | 164852                     | 713144                          | 113612                    | 265827                           | 273496         | 779010   |
| 58947                                     | 73250            | 65097                      | 133348                          | 9986                      | 54856                            | 15966          | 165201   |
| 473236                                    | 141903           | 152228                     | 357398                          | 84399                     | 216322                           | 144709         | 590586   |
| 93550                                     | 93178            | 99307                      | 155099                          | 22044                     | 93975                            | 35240          | 246199   |
| 113150                                    | 39113            | 108106                     | 122865                          | 14762                     | 115685                           | 30290          | 197343   |
| 37892                                     | 15792            | 27764                      | 53443                           | 4949                      | 33537                            | 6788           | 81182  |
| 55738                                     | 188551           | 88688                      | 242421                          | 16239                     | 66349                            | 26178          | 235570   |
| 153566                                    | 98306            | 63259                      | 178099                          | 22252                     | 110029                           | 16891          | 163481   |
| 82503                                     | 416151           | 32895                      | 286574                          | 57377                     | 123798                           | 67814          | 407295   |
| 246935                                    | 101735           | 66188                      | 157025                          | 46638                     | 192723                           | 36761          | 194787   |
| 131301                                    | 113561           | 27997                      | 130984                          | 19236                     | 127822                           | 12339          | 238697   |
| 187506                                    | 149710           | 44578                      | 251052                          | 35237                     | 87827                            | 35202          | 318304   |
| 318749                                    | 156483           | 117236                     | 346320                          | 70536                     | 133228                           | 64445          | 364857   |
| 273646                                    | 131686           | 58264                      | 285697                          | 25666                     | 113008                           | 49286          | 245506   |
| 304490                                    | 110039           | 69221                      | 247391                          | 69932                     | 114231                           | 61132          | 255478   |
| 165727                                    | 94889            | 46539                      | 152370                          | 45070                     | 72150                            | 51851          | 210666   |
| 90666                                     | 144843           | 33444                      | 171590                          | 18700                     | 78737                            | 15315          | 182648   |
| 17333                                     | 9648             | 17775                      | 28246                           | 2657                      | 11066                            | 2787           | 19509  |
| 30932                                     |                  | 104639                     | 93480                           | 5553                      | 30092                            | 6500           | 85783  |
| 12221                                     | 4868             | 128237                     | 91360                           | 1026                      | 6560                             | 46385          | 31910  |
| 840225                                    |                  |                            | 235733                          | 27932                     | 388357                           | 188203         | 63980  |

## 6-7 基本建设和交付使用率

### Investment in Capital Construction and Rate of investment Put into use

单位:亿元

(100 million yuan)

| 年份<br>Year                                    | 基本建设<br>投资总额<br>Capital<br>Construction | #地方<br>Local<br>Investment | 基本建设新<br>增固定资产<br>Newly<br>Increased<br>Fixed Assets | 基本建设固定资<br>产交付使用率(%)<br>Rate of Fixed<br>Assets Put<br>into Use | 基本建设投资按建设性质分<br>Grouped by Type of Construction |   |
|---|---|----------------------------|--|---|---|---|
|   |   |                            |  |   | #新建项目<br>New<br>Construction                    | #改扩建项目<br>Expansion and<br>Reconstruction |
| “一五”时期<br>the "First five-year Plan" Period   | 21.06                                   | 4.19                       | 16.26  | 77.2  | 13.98   | 6.67                                      |
| “二五”时期<br>the "Second five-year Plan" Period  | 62.04                                   | 35.69                      | 43.66  | 70.4  | 45.70   | 15.32                                     |
| 1963-1965                                     | 16.77                                   | 6.47                       | 16.66  | 99.3  | 9.81  | 6.46                                      |
| “三五”时期<br>the "Third five-year Plan" Period   | 35.72                                   | 21.65                      | 21.22  | 59.4  | 20.58   | 14.60                                     |
| “四五”时期<br>the "Fourth five-year Plan" Period  | 74.02                                   | 45.46                      | 42.14  | 56.9  | 41.74   | 31.35                                     |
| “五五”时期<br>the "Fifth five-year Plan" Period   | 87.76                                   | 49.68                      | 62.10  | 70.8  | 46.51   | 39.82                                     |
| # 1978  | 19.80                                   | 10.10                      | 13.64  | 68.9  | 12.54   | 7.02                                      |
| 1979  | 18.25                                   | 9.74                       | 15.96  | 87.5  | 8.18  | 9.46                                      |
| 1980  | 18.38                                   | 9.97                       | 14.27  | 77.6  | 8.77  | 9.53                                      |
| “六五”时期<br>the "Sixth five-year Plan" Period   | 120.99                                  | 66.42                      | 98.29  | 81.2  | 45.70   | 71.80                                     |
| 1981  | 18.97                                   | 15.93                      | 15.57  | 82.1  | 11.01   | 7.95                                      |
| 1982  | 19.86                                   | 13.04                      | 17.87  | 90.0  | 9.62  | 10.14                                     |
| 1983  | 18.72                                   | 10.24                      | 15.06  | 80.4  | 5.45  | 13.09                                     |
| 1984  | 27.10                                   | 12.37                      | 20.65  | 76.2  | 8.18  | 18.58                                     |
| 1985  | 36.34                                   | 14.84                      | 29.14  | 80.2  | 11.44   | 22.04                                     |
| “七五”时期<br>the "Seventh five-year Plan" Period | 236.14                                  | 102.34                     | 172.91   | 73.2  | 90.37   | 129.48                                    |
| 1986  | 37.04                                   | 15.19                      | 31.69  | 85.6  | 10.61   | 23.99                                     |
| 1987  | 39.74                                   | 19.94                      | 26.07  | 65.6  | 14.15   | 22.36                                     |
| 1988  | 53.55                                   | 25.17                      | 37.19  | 69.4  | 24.84   | 24.61                                     |
| 1989  | 53.53                                   | 22.26                      | 38.11  | 71.2  | 20.41   | 29.59                                     |
| 1990  | 52.28                                   | 19.78                      | 39.85  | 76.2  | 20.36   | 28.93                                     |
| “八五”时期<br>the "Eighth five-year Plan" Period  | 901.54                                  | 554.93                     | 559.88   | 62.1  | 490.06  | 351.77                                    |
| 1991  | 79.71                                   | 33.62                      | 50.87  | 63.8  | 38.05   | 35.85                                     |
| 1992  | 101.03                                  | 54.75                      | 74.55  | 73.8  | 50.78   | 43.29                                     |
| 1993  | 162.78                                  | 104.16                     | 111.29   | 68.4  | 85.56   | 67.57                                     |
| 1994  | 238.55                                  | 155.50                     | 131.49   | 55.1  | 134.89  | 88.76                                     |
| 1995  | 319.47                                  | 206.90                     | 191.68   | 60.0  | 180.78  | 116.30                                    |
| “九五”时期<br>the "Nine five-year Plan" Period    | 2501.09                                 | 1618.66                    | 1604.77  | 64.2  | 1466.40   | 871.89                                    |
| 1996  | 408.65                                  | 266.72                     | 264.09   | 64.6  | 251.74  | 129.05                                    |
| 1997  | 457.41                                  | 313.78                     | 372.13   | 81.4  | 265.87  | 161.24                                    |
| 1998  | 494.34                                  | 325.91                     | 353.32   | 71.5  | 278.08  | 181.60                                    |
| 1999  | 545.87                                  | 334.89                     | 321.04   | 58.8  | 317.78  | 190.79                                    |
| 2000  | 594.82                                  | 377.36                     | 294.19   | 49.5  | 352.93  | 209.21                                    |

## 6-8 按农、轻、重分的基本建设投资

Investment in Capital Construction by Agriculture,  
Light Industry and Heavy Industry

| 年份<br>Year                                    | 绝对数(亿元)<br>Value(100 million yuan)                                   |                          |                          |                 | 比重(基本建设投资额=100)<br>Proportion (Capital Construction=100)             |                          |                          |                 |
|---|--|--------------------------|--------------------------|-----------------|--|--------------------------|--------------------------|-----------------|
|   | 农林牧渔业<br>Farming,<br>Forestry,<br>Animal<br>Husbandry<br>and Fishery | 轻工业<br>Light<br>Industry | 重工业<br>Heavy<br>Industry | #能源工业<br>Energy | 农林牧渔业<br>Farming,<br>Forestry,<br>Animal<br>Husbandry<br>and Fishery | 轻工业<br>Light<br>Industry | 重工业<br>Heavy<br>Industry | #能源工业<br>Energy |
| “一五”时期<br>the "First five-year Plan" Period   | 0.36   | 2.59                     | 7.35                     | 3.31            | 1.7  | 12.3                     | 34.9                     | 15.7            |
| “二五”时期<br>the "Second five-year Plan" Period  | 0.74   | 4.88                     | 31.59                    | 10.74           | 1.2  | 7.9                      | 50.9                     | 17.3            |
| 1963-1965                                     | 0.82   | 1.24                     | 8.23                     | 3.10            | 4.9  | 7.4                      | 49.1                     | 18.5            |
| “三五”时期<br>the "Third five-year Plan" Period   | 0.91   | 2.52                     | 18.36                    | 6.67            | 2.5  | 7.1                      | 51.4                     | 18.7            |
| “四五”时期<br>the "Fourth five-year Plan" Period  | 0.81   | 3.40                     | 47.04                    | 14.58           | 1.1  | 4.6                      | 63.6                     | 19.7            |
| “五五”时期<br>the "Fifth five-year Plan" Period   | 1.12   | 5.32                     | 48.86                    | 25.93           | 1.3  | 6.1                      | 55.7                     | 29.5            |
| # 1978  | 0.17   | 0.62                     | 12.95                    | 7.81            | 0.9  | 3.1                      | 65.4                     | 39.4            |
| 1979  | 0.29   | 0.94                     | 9.99                     | 5.70            | 1.6  | 5.2                      | 54.7                     | 31.2            |
| 1980  | 0.31   | 1.86                     | 7.92                     | 4.46            | 1.7  | 10.1                     | 43.1                     | 24.3            |
| “六五”时期<br>the "Sixth five-year Plan" Period   | 1.29   | 8.82                     | 62.74                    | 47.37           | 1.1  | 7.3                      | 51.9                     | 39.2            |
| 1981  | 0.17   | 4.10                     | 7.41                     | 5.25            | 0.9  | 21.6                     | 39.1                     | 27.8            |
| 1982  | 0.23   | 1.74                     | 8.82                     | 5.78            | 1.2  | 8.8                      | 44.4                     | 29.1            |
| 1983  | 0.24   | 0.69                     | 10.40                    | 7.55            | 1.3  | 3.7                      | 55.6                     | 40.3            |
| 1984  | 0.34   | 0.84                     | 16.84                    | 13.62           | 1.3  | 3.1                      | 62.1                     | 50.3            |
| 1985  | 0.31   | 1.45                     | 19.27                    | 15.17           | 0.9  | 4.0                      | 53.0                     | 41.7            |
| “七五”时期<br>the "Seventh five-year Plan" Period | 1.73   | 20.62                    | 139.52                   | 94.65           | 0.7  | 8.7                      | 59.1                     | 40.1            |
| 1986  | 0.13   | 2.90                     | 19.29                    | 14.36           | 0.4  | 7.8                      | 52.1                     | 38.8            |
| 1987  | 0.29   | 4.49                     | 20.53                    | 13.08           | 0.7  | 11.3                     | 51.7                     | 32.9            |
| 1988  | 0.38   | 3.92                     | 31.99                    | 21.45           | 0.7  | 7.3                      | 59.7                     | 40.1            |
| 1989  | 0.42   | 6.21                     | 34.90                    | 23.95           | 0.8  | 11.6                     | 65.2                     | 44.7            |
| 1990  | 0.51   | 3.10                     | 32.81                    | 21.81           | 1.0  | 5.9                      | 62.8                     | 41.7            |
| “八五”时期<br>the "Eighth five-year Plan" Period  | 7.01   | 67.33                    | 406.34                   | 244.50          | 0.8  | 7.5                      | 45.1                     | 27.1            |
| 1991  | 0.45   | 10.90                    | 45.95                    | 26.60           | 0.6  | 13.7                     | 57.6                     | 33.4            |
| 1992  | 1.11   | 9.51                     | 49.78                    | 30.13           | 1.1  | 9.4                      | 49.3                     | 29.8            |
| 1993  | 1.23   | 10.69                    | 69.50                    | 36.64           | 0.8  | 6.6                      | 42.7                     | 22.5            |
| 1994  | 1.65   | 16.76                    | 99.63                    | 55.67           | 0.7  | 7.0                      | 41.8                     | 23.3            |
| 1995  | 2.57   | 19.47                    | 141.48                   | 95.46           | 0.8  | 6.1                      | 44.3                     | 29.9            |
| “九五”时期<br>the "Nine five-year Plan" Period    | 33.40  | 108.75                   | 897.47                   | 656.73          | 1.3  | 4.3                      | 35.9                     | 26.3            |
| 1996  | 4.08   | 24.39                    | 166.19                   | 114.30          | 1.0  | 6.0                      | 40.7                     | 28.0            |
| 1997  | 4.01   | 20.21                    | 187.16                   | 138.97          | 0.9  | 4.4                      | 40.9                     | 30.4            |
| 1998  | 3.17   | 20.59                    | 176.05                   | 122.85          | 0.6  | 4.2                      | 35.6                     | 24.9            |
| 1999  | 10.46  | 21.37                    | 184.65                   | 138.00          | 1.9  | 3.9                      | 33.8                     | 25.3            |
| 2000  | 11.68  | 22.19                    | 183.42                   | 142.61          | 2.0  | 3.7                      | 30.8                     | 24.0            |

## 6-9 基本建设投资

| 项 目                 | Item   | 1990         | “八五” 合计<br>total of<br>the "Eighth<br>five-year<br>Plan" Period |              |               |
|---------------------|--|--------------|---|--------------|---------------|
|                     |  |              | 1991  | 1992         | 1992          |
| <b>投资总额 (亿元)</b>    | <b>Total Investment (100 million yuan)</b>                 | <b>52.28</b> | <b>901.54</b>   | <b>79.71</b> | <b>101.03</b> |
| 按资金来源分              | Grouped by Source of Funds                                 |              |   |              |               |
| 国家预算内资金             | State Budgetary Appropriation                              | 12.50        | 96.07   | 13.44        | 17.71         |
| 国内贷款                | Domestic Loans   | 13.44        | 240.82  | 23.15        | 25.98         |
| 利用外资                | Foreign Investment   | 3.67         | 130.83  | 7.35         | 6.93          |
| 债券                  | Bond   |              |   |              |               |
| 自筹资金                | Fundraising  | 18.22        | 340.80  | 27.83        | 42.22         |
| 其他资金                | Others   | 4.45         | 93.02   | 7.94         | 8.19          |
| 按隶属关系分              | Grouped by Administrative Relationship                     |              |   |              |               |
| 中央                  | Central Investment   | 32.50        | 346.61  | 46.09        | 46.29         |
| 地方                  | Local Investment   | 19.78        | 554.93  | 33.62        | 54.75         |
| 按构成分                | Grouped by Use of Funds                                    |              |   |              |               |
| 建筑安装工程              | Construction and Installation                              | 30.97        | 549.01  | 44.71        | 63.14         |
| 设备、工器具购置            | Purchase of Equipment and Instruments                      | 13.98        | 200.57  | 21.39        | 17.79         |
| 其他费用                | Others   | 7.33         | 151.96  | 13.61        | 20.11         |
| 按建设性质分              | Grouped by Type of Construction                            |              |   |              |               |
| # 新建                | New Construction   | 20.36        | 490.05  | 38.05        | 50.78         |
| 扩建                  | Expansion  | 24.89        | 293.26  | 31.88        | 37.58         |
| 改建                  | Reconstruction   | 4.04         | 58.53   | 3.97         | 5.71          |
| 按大中小型分              | Grouped by Size of Projects                                |              |   |              |               |
| 大中型项目               | Large and Medium-sized Projects                            | 28.34        | 400.35  | 51.79        | 52.60         |
| 小型项目                | Small Projects   | 23.94        | 501.19  | 27.92        | 48.43         |
| 按三次产业分              | Grouped by Type of Industry                                |              |   |              |               |
| 第一产业                | Primary Industry   | 0.41         | 5.34  | 0.31         | 0.89          |
| 第二产业                | Secondary Industry   | 36.30        | 484.26  | 57.32        | 60.05         |
| # 工业                | Industry   | 35.91        | 473.67  | 56.85        | 59.29         |
| 轻工业                 | Light Industry   | 3.10         | 67.33   | 10.90        | 9.51          |
| 重工业                 | Heavy Industry   | 32.81        | 406.34  | 45.95        | 49.78         |
| # 能源工业              | Energy   | 21.81        | 244.50  | 26.60        | 30.13         |
| 第三产业                | Tertiary Industry  | 15.57        | 411.95  | 22.09        | 40.10         |
| # 交通运输邮电通信业         | Transportation, Postal and Telecommunications Services     | 3.21         | 108.08  | 4.82         | 6.61          |
| 教育及科学研究事业           | Education and Scientific Research                          | 2.74         | 32.96   | 3.21         | 3.75          |
| <b>新增固定资产 (亿元)</b>  | <b>Newly Increased Fixed Assets<br/>(100 million yuan)</b> | <b>39.85</b> | <b>559.88</b>   | <b>50.87</b> | <b>74.55</b>  |
| <b>建设项目 (个)</b>     | <b>Number of Construction Projects(unit)</b>               |              |   |              |               |
| 施工项目                | Number of Projects under Construction                      | 2078         | 17822   | 2738         | 3463          |
| # 大中型项目             | Large and Medium-sized Projects                            | 36           | 243   | 47           | 55            |
| 全部建成投产项目            | Number of Projects Completed and Put into Use              | 1093         | 11510   | 1580         | 2236          |
| # 大中型项目             | Large and Medium-sized Projects                            | 3            | 41  | 4            | 16            |
| <b>房屋建筑面积(万平方米)</b> | <b>Floor Space of Buildings (10 000 sq.m)</b>              |              |   |              |               |
| 施工面积                | Floor Space Under Construction                             | 888.30       | 8482.47   | 1067.40      | 1557.40       |
| # 住宅                | Residential Buildings                                      | 348.19       | 2895.15   | 444.37       | 498.62        |
| 竣工面积                | Floor Space Completed                                      | 428.56       | 4217.84   | 505.86       | 672.46        |
| # 住宅                | Residential Buildings                                      | 190.68       | 1558.83   | 243.95       | 296.18        |

## Investment in Capital Construction

|               |               |               | “九五” 合计<br>total of<br>the "Nine<br>five-year<br>Plan" Period |               |               |               |               |               |
|---------------|---------------|---------------|---|---------------|---------------|---------------|---------------|---------------|
| 1993          | 1994          | 1995          | 1996  | 1997          | 1998          | 1999          | 2000          |               |
| <b>162.78</b> | <b>238.55</b> | <b>319.47</b> | <b>2501.09</b>  | <b>408.65</b> | <b>457.41</b> | <b>494.34</b> | <b>545.87</b> | <b>594.82</b> |
| 19.12         | 17.93         | 27.87         | 302.77  | 33.56         | 44.67         | 62.98         | 83.72         | 77.84         |
| 44.17         | 69.13         | 78.40         | 597.59  | 86.99         | 90.60         | 122.28        | 137.58        | 160.14        |
| 14.14         | 43.28         | 59.12         | 240.59  | 67.78         | 62.11         | 51.68         | 31.58         | 27.44         |
|               |               |               | 40.80   |               |               | 4.50          | 16.07         | 20.23         |
| 70.32         | 77.52         | 122.90        | 983.74  | 168.10        | 179.39        | 190.33        | 200.92        | 245.00        |
| 15.03         | 30.69         | 31.18         | 335.60  | 52.22         | 80.64         | 62.57         | 76.00         | 64.17         |
| 58.62         | 83.04         | 112.57        | 882.43  | 141.93        | 143.63        | 168.43        | 210.98        | 217.46        |
| 104.16        | 155.50        | 206.90        | 1618.66   | 266.72        | 313.78        | 325.91        | 334.89        | 377.36        |
| 103.85        | 144.52        | 192.79        | 1587.46   | 265.14        | 289.02        | 320.74        | 349.48        | 363.08        |
| 29.04         | 58.59         | 73.75         | 541.73  | 85.97         | 100.47        | 85.07         | 116.90        | 153.32        |
| 29.89         | 35.43         | 52.93         | 371.90  | 57.54         | 67.92         | 88.53         | 79.49         | 78.42         |
| 85.56         | 134.89        | 180.78        | 1466.40   | 251.74        | 265.87        | 278.08        | 317.78        | 352.93        |
| 53.99         | 69.83         | 99.98         | 640.30  | 110.33        | 137.21        | 138.47        | 126.19        | 128.10        |
| 13.59         | 18.93         | 16.33         | 231.59  | 18.72         | 24.04         | 43.13         | 64.59         | 81.11         |
| 61.55         | 93.72         | 140.68        | 924.83  | 153.07        | 198.06        | 217.88        | 182.28        | 173.54        |
| 101.23        | 144.82        | 178.79        | 1576.26   | 255.58        | 259.35        | 276.46        | 363.59        | 421.28        |
| 0.53          | 1.45          | 2.16          | 23.99   | 2.94          | 3.03          | 1.65          | 7.88          | 8.49          |
| 82.14         | 120.05        | 164.70        | 1040.21   | 195.01        | 213.05        | 205.94        | 217.35        | 208.86        |
| 80.19         | 116.39        | 160.95        | 1006.22   | 190.58        | 207.37        | 196.64        | 206.02        | 205.61        |
| 10.69         | 16.76         | 19.47         | 108.75  | 24.39         | 20.21         | 20.59         | 21.37         | 22.19         |
| 69.50         | 99.63         | 141.48        | 897.47  | 166.19        | 187.16        | 176.05        | 184.65        | 183.42        |
| 36.64         | 55.67         | 95.46         | 656.73  | 114.30        | 138.97        | 122.85        | 138.00        | 142.61        |
| 80.11         | 117.05        | 152.61        | 1436.89   | 210.70        | 241.33        | 286.75        | 320.64        | 377.47        |
| 20.33         | 38.03         | 38.29         | 453.11  | 55.80         | 63.33         | 68.20         | 97.24         | 168.54        |
| 6.27          | 8.08          | 11.65         | 109.15  | 17.84         | 23.53         | 21.24         | 22.80         | 23.74         |
| <b>111.29</b> | <b>131.49</b> | <b>191.68</b> | <b>1604.77</b>  | <b>264.09</b> | <b>372.13</b> | <b>353.32</b> | <b>321.04</b> | <b>294.19</b> |
| 3078          | 3837          | 4706          | 26390   | 5559          | 5509          | 5293          | 5454          | 4575          |
| 47            | 49            | 45            | 243   | 40            | 54            | 52            | 48            | 49            |
| 2361          | 2263          | 3070          | 16687   | 3675          | 3720          | 3417          | 3260          | 2615          |
| 6             | 7             | 8             | 28  | 4             | 5             | 8             | 7             | 4             |
| 1665.93       | 1785.34       | 2406.40       | 13180.84  | 2432.24       | 2646.90       | 2736.05       | 2803.52       | 2562.13       |
| 537.14        | 631.80        | 783.22        | 6129.23   | 989.85        | 1090.79       | 1346.18       | 1435.96       | 1266.45       |
| 829.39        | 891.52        | 1318.61       | 6842.61   | 1316.56       | 1419.27       | 1442.68       | 1491.69       | 1172.41       |
| 308.44        | 348.69        | 361.57        | 3475.00   | 610.71        | 635.77        | 753.35        | 861.40        | 613.77        |

6-10 各市基本建设投资 (2000年)

单位:万元

| 市<br>City                  | 投资总额<br>Total<br>Investment | 按三次产业分<br>Grouped by Type of Industry |                               |                              |
|----------------------------|-----------------------------|---------------------------------------|-------------------------------|------------------------------|
|                            |                             | 第一产业<br>Primary<br>Industry           | 第二产业<br>Secondary<br>Industry | 第三产业<br>Tertiary<br>Industry |
|                            |                             |                                       |                               |                              |
| <b>全 省 Total</b>           | <b>5948241</b>              | <b>84924</b>                          | <b>2088608</b>                | <b>3774709</b>               |
| 郑 州 市 Zhengzhou            | 723392                      | 8606                                  | 210868                        | 503918                       |
| 开 封 市 Kaifeng              | 116316                      |                                       | 33683                         | 82633                        |
| 洛 阳 市 Luoyang              | 577669                      | 9573                                  | 320712                        | 247384                       |
| 平 顶 山 市 Pingdingshan       | 181654                      | 305                                   | 91343                         | 90006                        |
| 安 阳 市 Anyang               | 149402                      |                                       | 89854                         | 59548                        |
| 鹤 壁 市 Hebi                 | 64006                       | 835                                   | 16897                         | 46274                        |
| 新 乡 市 Xinxiang             | 242449                      | 2000                                  | 54810                         | 185639                       |
| 焦 作 市 Jiaozuo              | 248899                      | 4814                                  | 119119                        | 124966                       |
| 濮 阳 市 Puyang               | 211033                      | 2320                                  | 129820                        | 78893                        |
| 许 昌 市 Xuchang              | 292399                      | 6560                                  | 210215                        | 75624                        |
| 漯 河 市 Luohe                | 204224                      |                                       | 100302                        | 103922                       |
| 三 门 峡 市 Sanmenxia          | 299231                      | 9989                                  | 83413                         | 205829                       |
| 南 阳 市 Nanyang              | 381284                      | 14606                                 | 123006                        | 243672                       |
| 商 丘 市 Shangqiu             | 359946                      | 5349                                  | 122599                        | 231998                       |
| 信 阳 市 Xinyang              | 416656                      | 934                                   | 170378                        | 245344                       |
| 周 口 市 Zhoukou              | 228685                      | 3345                                  | 64398                         | 160942                       |
| 驻 马 店 市 Zhumadian          | 195723                      | 13488                                 | 46169                         | 136066                       |
| 济 源 市 Jiyuan               | 31117                       | 2200                                  | 8139                          | 20778                        |
| 郑 州 铁 路 局 zhengzhoutieluju | 40452                       |                                       |                               | 40452                        |
| 黄 委 会 Huangweihui          | 143479                      |                                       |                               | 143479                       |
| 省 直 其 他 Others             | 840225                      |                                       | 92883                         | 747342                       |

## Investment in Capital Construction by City (2000)

(10 000 yuan)

| 按大中小型分<br>Grouped by Size of Projects        |                         | 按建设性质分<br>Grouped by Type of Construction |                  |                            | 按构成分<br>Grouped by Use of Funds |                           |                                  |                |
|--|-------------------------|---|------------------|----------------------------|---------------------------------|---------------------------|----------------------------------|----------------|
| 大中型<br>Large and<br>Medium-sized<br>Projects | 小型<br>Small<br>Projects | #新建<br>New<br>Construction                | #扩建<br>Expansion | #改建<br>Recons-<br>truction | 建筑工程<br>Constr-<br>uction       | 安装工程<br>Install-<br>ation | 设备购置<br>Purchase of<br>Equipment | 其他费用<br>Others |
| 1735400                                      | 4212841                 | 3529281                                   | 1280982          | 811084                     | 3144587                         | 486242                    | 1533189                          | 784223         |
| 47499  | 675893                  | 379910                                    | 184892           | 42972                      | 403342                          | 53611                     | 132875                           | 133564         |
|  | 116316                  | 27827                                     | 41416            | 31387                      | 80505                           | 7240                      | 22689                            | 5882           |
| 201767                                       | 375902                  | 360929                                    | 114183           | 78778                      | 231415                          | 72838                     | 162982                           | 110434         |
| 23885  | 157769                  | 52627                                     | 66392            | 43838                      | 88200                           | 17329                     | 57094                            | 19031          |
| 40227  | 109175                  | 71251                                     | 9528             | 52715                      | 64837                           | 11182                     | 59346                            | 14037          |
| 13055  | 50951                   | 29399                                     | 9515             | 10785                      | 42416                           | 1826                      | 15232                            | 4532           |
| 43683  | 198766                  | 22766                                     | 132051           | 69695                      | 198950                          | 9881                      | 19123                            | 14495          |
| 114320                                       | 134579                  | 137544                                    | 72571            | 38538                      | 155568                          | 14611                     | 66745                            | 11975          |
| 69976  | 141057                  | 58008                                     | 137050           | 12821                      | 125997                          | 17848                     | 45506                            | 21682          |
| 147876                                       | 144523                  | 212375                                    | 39387            | 33833                      | 101527                          | 37091                     | 129715                           | 24066          |
| 22568  | 181656                  | 103481                                    | 64704            | 19358                      | 97158                           | 14619                     | 86213                            | 6234           |
| 107644                                       | 191587                  | 173323                                    | 69609            | 29610                      | 205978                          | 22798                     | 42058                            | 28397          |
| 27922  | 353362                  | 243216                                    | 69229            | 54839                      | 233904                          | 56992                     | 68223                            | 22165          |
| 148606                                       | 211340                  | 257781                                    | 74345            | 20084                      | 238931                          | 17869                     | 71988                            | 31158          |
| 163337                                       | 253319                  | 272691                                    | 75334            | 61351                      | 220262                          | 57486                     | 89428                            | 49480          |
| 51103  | 177582                  | 151652                                    | 31257            | 38520                      | 133911                          | 29075                     | 27337                            | 38362          |
| 52242  | 143481                  | 76228                                     | 83536            | 21002                      | 137435                          | 13072                     | 33263                            | 11953          |
|  | 31117                   | 14895                                     | 2842             | 13380                      | 23982                           | 1732                      | 3905                             | 1498           |
| 15000  | 25452                   | 30932                                     |                  | 9466                       | 33203                           | 463                       | 5786                             | 1000           |
|  | 143479                  | 12221                                     | 3141             | 128112                     | 91333                           | 747                       | 5324                             | 46075          |
| 444690                                       | 395535                  | 840225                                    |                  |                            | 235733                          | 27932                     | 388357                           | 188203         |



## 6-11 国民经济各行业基本建设投资 (2000年)

单位: 万元

| 行 业              | Branch   | 投资总额             | 按构成分              |
|------------------|--|------------------|-------------------|
|                  |  | Total Investment | 建筑工程 Construction |
| <b>总 计</b>       | <b>Total</b>   | <b>5948241</b>   | <b>3144587</b>    |
| <b>农、林、牧、渔业</b>  | <b>Farming, Forestry, Animal Husbandry and Fishery</b>         | <b>116818</b>    | <b>70351</b>      |
| 农业               | Farming  | 49185            | 31214             |
| 林业               | Forestry   | 23682            | 12756             |
| 畜牧业              | Animal Husbandry   | 12057            | 3051              |
| 渔业               | Fishery  |                  |                   |
| 农、林、牧、渔服务业       | Agricultural Services  | 31894            | 23330             |
| <b>工 业</b>       | <b>Industry</b>  | <b>2056126</b>   | <b>621092</b>     |
| 采掘业              | Mining and Quarrying   | 252637           | 122018            |
| 煤炭采选业            | Coal Mining and Dressing                                       | 115503           | 49663             |
| 石油和天然气开采业        | Extraction of Petroleum and Natural Gas                        | 133933           | 70452             |
| 黑色金属矿采选业         | Mining and Dressing of Ferrous Metals                          |                  |                   |
| 有色金属矿采选业         | Mining and Dressing of Nonferrous Metals                       | 2701             | 1523              |
| 非金属矿采选业          | Mining and Dressing of Nonmetal Minerals                       | 500              | 380               |
| 其他矿采选业           | Mining and Dressing of Other Minerals                          |                  |                   |
| 木材及竹材采运业         | Logging and Transport of Timber and Bamboo                     |                  |                   |
| 制造业              | Manufacturing  | 572973           | 181586            |
| 食品加工业            | Food Processing  | 73886            | 28013             |
| 食品制造业            | Food Production  | 6596             | 4566              |
| 饮料制造业            | Beverages  | 17809            | 10465             |
| 烟草加工业            | Tobacco  | 12085            | 11433             |
| 纺织业              | Textiles   | 6646             | 5560              |
| 服装及其他纤维制品制造业     | Garments and Other Fiber Products                              | 2932             | 2853              |
| 皮革、毛皮、羽绒及其制品业    | Leather, Furs, Down and Related Products                       |                  |                   |
| 木材加工及竹、藤、棕、草制品业  | Timber Processing, Bamboo, Cane, Palm Fiber and Straw Products | 457              | 157               |
| 家具制造业            | Furniture Manufacturing  | 1210             | 560               |
| 造纸及纸制品业          | Papermaking and Paper Products                                 | 7721             | 3219              |
| 印刷业、记录媒介的复制      | Printing and Record Medium Reproduction                        | 2289             | 1534              |
| 文教体育用品制造业        | Cultural, Educational and Sports Goods                         |                  |                   |
| 石油加工及炼焦业         | Petroleum Processing and Coking                                | 918              | 700               |
| 化学原料及化学制品制造业     | Raw Chemical Materials and Chemical Products                   | 204213           | 24558             |
| 医药制造业            | Medical and Pharmaceutical Products                            | 9937             | 3720              |
| 化学纤维制造业          | Chemical Fiber   | 5932             | 5370              |
| 橡胶制品业            | Rubber Products  | 568              | 538               |
| 塑料制品业            | Plastic Products   | 1627             | 188               |
| 非金属矿物制品业         | Nonmetal Mineral Products                                      | 18775            | 8313              |
| 黑色金属冶炼及压延加工业     | Smelting and Pressing of Ferrous Metals                        | 8493             | 5507              |
| 有色金属冶炼及压延加工业     | Smelting and Pressing of Nonferrous Metals                     | 86121            | 18798             |
| 金属制品业            | Metal Products   | 5234             | 1378              |
| 普通机械制造业          | Ordinary Machinery   | 8937             | 7674              |
| 专用设备制造业          | Equipment for Special Purposes                                 | 7829             | 5996              |
| 交通运输设备制造业        | Transport Equipment  | 20765            | 9847              |
| 电气机械及器材制造业       | Electric Equipment and Machinery                               | 13667            | 7976              |
| 电子及通信设备制造业       | Electronic and Telecommunications Equipment                    | 42597            | 8731              |
| 仪器仪表及文化、办公用机械制造业 | Instruments, Meters, Cultural and Office Machinery             | 3180             | 2412              |
| 其他制造业            | Other Manufacturing  | 2549             | 1520              |

## Investment in Capital Construction by Sector (2000)

(10 000 yuan)

| By Use of Funds      |                                  |                | 按建设性质分 By Type of Construction |                  |                            |
|----------------------|----------------------------------|----------------|--------------------------------|------------------|----------------------------|
| 安装工程<br>Installation | 设备购置<br>Purchase of<br>Equipment | 其他费用<br>Others | #新建<br>New<br>Construction     | #扩建<br>Expansion | #改建<br>Recon-<br>struction |
| <b>486242</b>        | <b>1533189</b>                   | <b>784223</b>  | <b>3529281</b>                 | <b>1280982</b>   | <b>811084</b>              |
| 2191                 | 13190                            | 31086          | 62744                          | 37626            | 13330                      |
| 1453                 | 3590                             | 12928          | 22475                          | 18565            | 8145                       |
| 27                   | 1348                             | 9551           | 11890                          | 8448             | 2890                       |
| 216                  | 6467                             | 2323           | 8299                           | 1758             |                            |
| 495                  | 1785                             | 6284           | 20080                          | 8855             | 2295                       |
| <b>334382</b>        | <b>840581</b>                    | <b>260071</b>  | <b>1085678</b>                 | <b>518645</b>    | <b>362562</b>              |
| 18520                | 70210                            | 41889          | 105160                         | 137268           | 47                         |
| 5831                 | 33258                            | 26751          | 76059                          | 30102            | 47                         |
| 12469                | 36085                            | 14927          | 28067                          | 105866           |                            |
| 218                  | 829                              | 131            | 1034                           | 800              |                            |
| 2                    | 38                               | 80             |                                | 500              |                            |
| 55621                | 257317                           | 78449          | 352235                         | 157422           | 7289                       |
| 3292                 | 41873                            | 708            | 30854                          | 38781            |                            |
| 257                  | 1689                             | 84             | 4095                           | 1849             | 162                        |
| 1845                 | 4407                             | 1092           | 15043                          | 2100             |                            |
| 171                  | 200                              | 281            | 5373                           | 514              |                            |
| 55                   | 1001                             | 30             | 953                            | 519              |                            |
| 53                   | 26                               |                | 314                            | 2500             |                            |
| 30                   | 270                              |                | 100                            | 300              | 57                         |
| 50                   | 400                              | 200            | 330                            | 880              |                            |
| 319                  | 3564                             | 619            | 7381                           |                  |                            |
| 100                  | 228                              | 427            | 832                            | 1082             |                            |
|                      |                                  | 218            | 218                            |                  |                            |
| 34121                | 95379                            | 50155          | 166752                         | 27331            | 3439                       |
| 204                  | 1952                             | 4061           | 7530                           | 1000             |                            |
| 90                   | 430                              | 42             | 1347                           | 4585             |                            |
|                      |                                  | 30             |                                | 448              |                            |
|                      | 1254                             | 185            | 225                            | 202              |                            |
| 382                  | 8124                             | 1956           | 11733                          | 2351             |                            |
| 500                  | 1800                             | 686            | 5983                           | 1660             |                            |
| 10254                | 48391                            | 8678           | 29862                          | 50627            | 600                        |
| 480                  | 3186                             | 190            | 4594                           | 300              |                            |
| 105                  | 494                              | 664            | 1598                           | 1957             |                            |
| 53                   | 1420                             | 360            | 2429                           | 1624             | 581                        |
| 79                   | 10376                            | 463            | 2646                           | 11451            | 2152                       |
|                      | 4964                             | 727            | 8014                           | 2474             |                            |
| 3134                 | 24768                            | 5964           | 41680                          | 437              | 200                        |
| 33                   | 106                              | 629            | 1118                           | 1300             |                            |
| 14                   | 1015                             |                | 1231                           | 1150             | 98                         |

6-11 续表1

单位: 万元

| 行 业                         | Branch   | 投资总额                     | 按构成分                      |
|-----------------------------|--|--------------------------|---------------------------|
|                             |  | Total<br>Invest-<br>ment | 建筑工程<br>Construc-<br>tion |
| 电力、煤气及水的生产和供应业              | Production and Supply of Electric Power,<br>Gas and Water                  | 1230516                  | 317488                    |
| 电力、蒸汽、热水生产和<br>供应业          | Production and Supply of Electric Power,<br>Steam and Hot Water            | 1138206                  | 281279                    |
| 煤气生产和供应业                    | Production and Supply of Gas   | 38236                    | 10132                     |
| 自来水的生产和供应业                  | Production and Supply of Tap Water   | 54074                    | 26077                     |
| <b>建筑业</b>                  | <b>Construction</b>  | <b>32482</b>             | <b>26595</b>              |
| 土木工程建筑业                     | Civil Engineering Construction   | 19988                    | 18144                     |
| 线路、管道和设备的安装业                | Installation of lines, Pipelines and Equipment                             | 8087                     | 4074                      |
| 建筑业的装修装饰业                   | Fitting and Decoration   | 4407                     | 4377                      |
| <b>地质勘查业、水利管理业</b>          | <b>Geological Prospecting and Water Conservancy</b>                        | <b>593828</b>            | <b>402679</b>             |
| 地质勘查业                       | Geological Prospecting   | 7622                     | 6664                      |
| 水利管理业                       | Water Conservancy  | 586206                   | 396015                    |
| <b>交通运输、仓储及邮电通信业</b>        | <b>Transportation, Storage, Postal and<br/>Telecommunications Services</b> | <b>1719982</b>           | <b>964014</b>             |
| #铁路运输业                      | Railway Transport  | 156051                   | 147023                    |
| 公路运输业                       | Highway Transport  | 708475                   | 591306                    |
| 仓储业                         | Storage  | 34610                    | 28075                     |
| 邮电通信业                       | Postal and Telecommunications Services                                     | 665231                   | 76677                     |
| <b>批发和零售贸易、餐饮业</b>          | <b>Wholesale &amp; Retail Trade and Catering Services</b>                  | <b>98460</b>             | <b>76886</b>              |
| #食品、饮料、烟草和家庭用品<br>批发业       | Wholesale Trade of Food, Beverage,<br>Tobacco and Household Articles       | 34602                    | 30076                     |
| 能源、材料和机械、电子设备<br>批发业        | Wholesale Trade of Energy, Materials<br>and Electronic Equipment           | 18673                    | 11538                     |
| 零售业                         | Retail Trade   | 27944                    | 21915                     |
| 餐饮业                         | Catering Trade   | 1984                     | 1938                      |
| <b>金融、保险业</b>               | <b>Banking and Insurance</b>   | <b>59791</b>             | <b>47022</b>              |
| 金融业                         | Banking  | 57565                    | 44984                     |
| 保险业                         | Insurance  | 2226                     | 2038                      |
| <b>房地产业</b>                 | <b>Real Estate</b>   | <b>14896</b>             | <b>11336</b>              |
| #房地产开发与经营业                  | Real Estate Development and Operation                                      | 10130                    | 7505                      |
| 房地产管理业                      | Real Estate Management   | 4349                     | 3414                      |
| <b>社会服务业</b>                | <b>Social Services</b>   | <b>339516</b>            | <b>235388</b>             |
| #公共服务业                      | Public Services  | 302532                   | 212102                    |
| 居民服务业                       | Resident Services  | 4926                     | 3822                      |
| 旅馆业                         | Hotels   | 21405                    | 12197                     |
| <b>卫生、体育和社会福利业</b>          | <b>Health Care, Sports and Social Welfare</b>                              | <b>97530</b>             | <b>60994</b>              |
| #卫生                         | Health Care  | 75244                    | 54593                     |
| <b>教育、文化艺术及广播电影<br/>电视业</b> | <b>Education, Culture and Arts, Radio, Film<br/>and Television</b>         | <b>263775</b>            | <b>206653</b>             |
| #教育                         | Education  | 213355                   | 178310                    |
| 文化艺术业                       | Culture and Arts   | 19335                    | 15536                     |
| <b>科学研究和综合技术服务业</b>         | <b>Scientific Research and Polytechnical Services</b>                      | <b>45117</b>             | <b>23995</b>              |
| #科学研究业                      | Scientific Research  | 24033                    | 11107                     |
| <b>国家机关、政党机关和<br/>社会团体</b>  | <b>Governments, Parties and Social<br/>Organizations</b>                   | <b>445829</b>            | <b>352203</b>             |
| #国家机关                       | Governments  | 436483                   | 344715                    |
| <b>其他行业</b>                 | <b>Other Sectors</b>   | <b>64091</b>             | <b>45379</b>              |

continued

(10 000 yuan)

| By Use of Funds      |                                  |                | 按建设性质分 By Type of Construction |                  |                            |
|----------------------|----------------------------------|----------------|--------------------------------|------------------|----------------------------|
| 安装工程<br>Installation | 设备购置<br>Purchase of<br>Equipment | 其他费用<br>Others | #新建<br>New<br>Construction     | #扩建<br>Expansion | #改建<br>Recon-<br>struction |
| 260241               | 513054                           | 139733         | 628283                         | 223955           | 355226                     |
| 235246               | 492769                           | 128912         | 564162                         | 200250           | 354586                     |
| 15586                | 7599                             | 4919           | 35954                          | 2092             |                            |
| 9409                 | 12686                            | 5902           | 28167                          | 21613            | 640                        |
| <b>718</b>           | <b>3758</b>                      | <b>1411</b>    | <b>14880</b>                   | <b>7873</b>      | <b>340</b>                 |
| 688                  | 330                              | 826            | 9205                           | 2799             | 340                        |
|                      | 3428                             | 585            | 1268                           | 5074             |                            |
| 30                   |                                  |                | 4407                           |                  |                            |
| <b>10628</b>         | <b>53945</b>                     | <b>126576</b>  | <b>338991</b>                  | <b>100762</b>    | <b>152194</b>              |
| 108                  | 133                              | 717            |                                | 5706             | 803                        |
| 10520                | 53812                            | 125859         | 338991                         | 95056            | 151391                     |
| <b>73422</b>         | <b>499892</b>                    | <b>182654</b>  | <b>1254337</b>                 | <b>224078</b>    | <b>191520</b>              |
| 492                  | 5786                             | 2750           | 133499                         | 12117            | 9466                       |
| 667                  | 5076                             | 111426         | 563152                         | 36346            | 104061                     |
| 209                  | 2601                             | 3725           | 11273                          | 22408            | 580                        |
| 58122                | 480176                           | 50256          | 483930                         | 132616           | 6949                       |
| <b>3330</b>          | <b>4493</b>                      | <b>13751</b>   | <b>49173</b>                   | <b>26209</b>     | <b>6316</b>                |
| 632                  | 618                              | 3276           | 15305                          | 12657            | 1242                       |
| 942                  | 1509                             | 4684           | 7701                           | 1520             | 2240                       |
| 1633                 | 940                              | 3456           | 16652                          | 6972             | 2491                       |
|                      | 46                               |                | 1759                           | 110              | 103                        |
| <b>7254</b>          | <b>4399</b>                      | <b>1116</b>    | <b>28694</b>                   | <b>10500</b>     | <b>1140</b>                |
| 7244                 | 4399                             | 938            | 27536                          | 10245            | 1140                       |
| 10                   |                                  | 178            | 1158                           | 255              |                            |
| <b>530</b>           | <b>60</b>                        | <b>2970</b>    | <b>10881</b>                   | <b>1556</b>      |                            |
| 520                  | 40                               | 2065           | 6974                           | 876              |                            |
| 10                   | 20                               | 905            | 3490                           | 680              |                            |
| <b>21190</b>         | <b>36362</b>                     | <b>46576</b>   | <b>176560</b>                  | <b>112809</b>    | <b>41575</b>               |
| 17599                | 29599                            | 43232          | 157210                         | 99945            | 38415                      |
| 250                  | 186                              | 668            | 3720                           | 406              |                            |
| 3246                 | 4069                             | 1893           | 6221                           | 11907            | 2797                       |
| <b>2566</b>          | <b>15637</b>                     | <b>18333</b>   | <b>40509</b>                   | <b>37282</b>     | <b>3136</b>                |
| 2479                 | 15488                            | 2684           | 20478                          | 36340            | 2496                       |
| <b>11134</b>         | <b>15956</b>                     | <b>30032</b>   | <b>132802</b>                  | <b>88491</b>     | <b>6615</b>                |
| 3940                 | 4044                             | 27061          | 95032                          | 79015            | 5699                       |
| 712                  | 1782                             | 1305           | 14590                          | 2766             | 422                        |
| <b>1719</b>          | <b>13782</b>                     | <b>5621</b>    | <b>20034</b>                   | <b>7879</b>      | <b>8075</b>                |
| 823                  | 8584                             | 3519           | 6168                           | 3063             | 8075                       |
| <b>16002</b>         | <b>25738</b>                     | <b>51886</b>   | <b>251301</b>                  | <b>106387</b>    | <b>24080</b>               |
| 15597                | 25692                            | 50479          | 245455                         | 105188           | 23419                      |
| <b>1176</b>          | <b>5396</b>                      | <b>12140</b>   | <b>62697</b>                   | <b>885</b>       | <b>201</b>                 |

## 6-12 各产业基本建设投资及构成

## Investment in Capital Construction by Sector and Its Composition

| 产 业<br>Branch  | 1999   |                                      | 2000   |                                      | 2000年为<br>1999年%<br>Ratio of<br>the year<br>2000 to<br>1999 |
|--|--|--------------------------------------|--|--------------------------------------|---|
|  | 投资总额<br>(万元)<br>Total<br>Investment<br>(10 000 yuan) | 构成<br>(%)<br>Compo-<br>sition<br>(%) | 投资总额<br>(万元)<br>Total<br>Investment<br>(10 000 yuan) | 构成<br>(%)<br>Compo-<br>sition<br>(%) |   |
| <b>总 计</b><br><b>Total</b>   | <b>5458735</b>                                       | <b>100.0</b>                         | <b>5948241</b>                                       | <b>100.0</b>                         | <b>109.0</b>  |
| <b>第一产业</b><br><b>Primary Industry</b>                                   | <b>78796</b>   | <b>1.4</b>                           | <b>84924</b>   | <b>1.4</b>                           | <b>107.8</b>  |
| 农、林、牧、渔业<br>Farming, Forestry, Animal<br>Husbandry and Fishery           | 78796  | 1.4                                  | 84924  | 1.4                                  | 107.8   |
| <b>第二产业</b><br><b>Secondary Industry</b>                                 | <b>2173590</b>                                       | <b>39.8</b>                          | <b>2088608</b>                                       | <b>35.1</b>                          | <b>96.1</b>   |
| 工业<br>Industry   | 2060221  | 37.7                                 | 2056126  | 34.6                                 | 99.8  |
| 建筑业<br>Construction  | 113369   | 2.1                                  | 32482  | 0.5                                  | 28.7  |
| <b>第三产业</b><br><b>Tertiary Industry</b>                                  | <b>3206349</b>                                       | <b>58.8</b>                          | <b>3774709</b>                                       | <b>63.5</b>                          | <b>117.7</b>  |
| 农、林、牧、渔服务业<br>Agricultural Services                                      | 25802  | 0.5                                  | 31894  | 0.5                                  | 123.6   |
| 地质勘查业和水利管理业<br>Geological Prospecting and Water<br>Conservancy           | 713895   | 13.1                                 | 593828   | 10.0                                 | 83.2  |
| 交通运输、仓储及邮电<br>Telecommunications Services                                | 1034750  | 18.9                                 | 1719982  | 28.9                                 | 166.2   |
| # 邮电通信业<br>Postal and Telecommunications<br>Services                     | 352582   | 6.5                                  | 665231   | 11.2                                 | 188.7   |
| 批发和零售贸易、<br>餐饮业<br>Wholesale & Retail Trade and<br>Catering Services     | 117812   | 2.1                                  | 98460  | 1.7                                  | 83.6  |
| 金融、保险业<br>Banking and Insurance  | 69224  | 1.3                                  | 59791  | 1.0                                  | 86.4  |
| # 金融业<br>Banking   | 66262  | 1.2                                  | 57565  | 1.0                                  | 86.9  |
| 房地产业<br>Real Estate  | 20774  | 0.4                                  | 14896  | 0.3                                  | 71.7  |
| 社会服务业<br>Social Services   | 237726   | 4.3                                  | 339516   | 5.7                                  | 142.8   |
| 卫生体育和社会福利事业<br>Health Care, Sports and Social<br>Welfare                 | 74915  | 1.4                                  | 97530  | 1.6                                  | 130.2   |
| 教育、文化艺术和广播<br>Education, Culture and Arts, Radio,<br>Film and Television | 249424   | 4.6                                  | 263775   | 4.4                                  | 105.8   |
| # 教育<br>Education  | 212392   | 3.9                                  | 213355   | 3.6                                  | 100.5   |
| 科研和综合技术服务事业<br>Scientific Research and Polyte-<br>chnical Services       | 31988  | 0.6                                  | 45117  | 0.8                                  | 141.0   |
| 国家机关、政党机关和<br>社会团体<br>Governments, Parties and Social<br>Organizations   | 544883   | 10.0                                 | 445829   | 7.5                                  | 81.8  |
| 其他行业<br>Other Sectors  | 85156  | 1.6                                  | 64091  | 1.1                                  | 75.3  |

## 6-13 各市分行业基本建设投资 (2000年)

## Investment in Capital Construction by Sector and by City (2000)

单位: 万元

(10 000 yuan)

| 市 City                 | 合计 Total       | 农、林、牧、渔业 Farming, Forestry, Animal Husbandry and Fishery | 工业 Industry    | 建筑业 Construction | 地质勘察业、水利管理业 Geological Prospecting and Water Conservancy | 交通运输业仓储及邮电通信业 Transportation, Storage, Postal and Telecommunications Services | 批发和零售贸易及餐饮业 Wholesale & Retail Trade and Catering Services |
|------------------------|----------------|--|----------------|------------------|--|---|--|
| <b>全省 Total</b>        | <b>5948241</b> | <b>116818</b>  | <b>2056126</b> | <b>32482</b>     | <b>593828</b>  | <b>1719982</b>  | <b>98460</b>   |
| 郑州市 Zhengzhou          | 723392         | 9675   | 200062         | 10806            | 3411   | 115497  | 21266  |
| 开封市 Kaifeng            | 116316         |  | 33056          | 627              | 8403   | 14567   | 3283   |
| 洛阳市 Luoyang            | 577669         | 14613  | 313087         | 7625             | 16488  | 88991   | 6624   |
| 平顶山市 Pingdingshan      | 181654         | 905  | 90831          | 512              | 7764   | 37312   | 3639   |
| 安阳市 Anyang             | 149402         |  | 89854          |                  | 2844   | 22561   | 1384   |
| 鹤壁市 Hebi               | 64006          | 835  | 16447          | 450              | 13055  | 3636  | 1457   |
| 新乡市 Xinxiang           | 242449         | 2000   | 53284          | 1526             | 60337  | 60077   | 4211   |
| 焦作市 Jiaozuo            | 248899         | 5964   | 118416         | 703              | 428  | 87098   | 1776   |
| 濮阳市 Puyang             | 211033         | 2320   | 128930         | 890              | 26108  | 7832  | 1179   |
| 许昌市 Xuchang            | 292399         | 7655   | 209879         | 336              |  | 25161   | 4715   |
| 漯河市 Luohe              | 204224         | 210  | 100148         | 154              | 400  | 36731   | 1978   |
| 三门峡市 Sanmenxia         | 299231         | 9989   | 81702          | 1711             | 7023   | 109941  | 4872   |
| 南阳市 Nanyang            | 381284         | 21377  | 119044         | 3962             | 21168  | 126581  | 7889   |
| 商丘市 Shangqiu           | 359946         | 8773   | 121538         | 1061             | 10282  | 121157  | 11587  |
| 信阳市 Xinyang            | 416656         | 7163   | 169513         | 865              | 7677   | 151936  | 3991   |
| 周口市 Zhokou             | 228685         | 6752   | 63928          | 470              | 18091  | 87902   | 8476   |
| 驻马店市 Zhumadian         | 195723         | 16387  | 45385          | 784              | 3340   | 72400   | 10133  |
| 济源市 Jiyuan             | 31117          | 2200   | 8139           |                  | 900  | 8579  |  |
| 郑州铁路局 zhengzhoutieluju | 40452          |  |                |                  |  | 40452   |  |
| 黄委会 Huangweihui        | 143479         |  |                |                  | 140338   |   |  |
| 省直其他 Others            | 840225         |  | 92883          |                  | 245771   | 501571  |  |

| 市 City                 | 金融、保险业 Banking and Insurance | 房地产业 Real Estate | 社会服务业 Social Services | 卫生、体育和社会福利事业 Health Care, Sports and Social Welfare | 教育、文化和广播艺术和广播电视事业 Education, Culture and Arts, Radio, Film and Television | 科学研究和综合技术服务事业 Scientific Research and Polytechnical Services | 国家机关、政党机关和社会团体 Governments, Parties and Social Organizations | 其他行业 Other Sectors |
|------------------------|------------------------------|------------------|-----------------------|---|---|--|--|--------------------|
| <b>全省 Total</b>        | <b>59791</b>                 | <b>14896</b>     | <b>339516</b>         | <b>97530</b>  | <b>263775</b>   | <b>45117</b>   | <b>445829</b>  | <b>64091</b>       |
| 郑州市 Zhengzhou          | 15190                        | 5785             | 35837                 | 44894   | 86811   | 15380  | 106502   | 52276              |
| 开封市 Kaifeng            | 3162                         |                  | 27762                 | 2129  | 8945  | 295  | 14007  | 80                 |
| 洛阳市 Luoyang            | 6268                         | 850              | 61207                 | 6115  | 17100   | 14690  | 23529  | 482                |
| 平顶山市 Pingdingshan      | 383                          | 24               | 23899                 | 1249  | 4535  | 450  | 9806   | 345                |
| 安阳市 Anyang             | 1883                         | 205              | 11571                 | 2240  | 9676  |  | 6931   | 253                |
| 鹤壁市 Hebi               | 1660                         | 100              | 2669                  | 1854  | 3097  | 180  | 18543  | 23                 |
| 新乡市 Xinxiang           | 482                          | 1580             | 19941                 | 5037  | 12856   | 96   | 18427  | 2595               |
| 焦作市 Jiaozuo            | 2920                         | 308              | 8482                  | 1941  | 6847  | 6496   | 7393   | 127                |
| 濮阳市 Puyang             | 813                          |                  | 9001                  | 622   | 8445  | 115  | 24489  | 289                |
| 许昌市 Xuchang            | 2413                         | 50               | 14266                 | 2544  | 10034   | 920  | 9935   | 4491               |
| 漯河市 Luohe              | 868                          |                  | 3562                  | 5588  | 6141  | 6000   | 42144  | 300                |
| 三门峡市 Sanmenxia         | 6452                         | 1                | 18202                 | 2258  | 10119   |  | 46881  | 80                 |
| 南阳市 Nanyang            | 8774                         | 465              | 27510                 | 3208  | 18073   |  | 23133  | 100                |
| 商丘市 Shangqiu           | 4822                         | 2100             | 22604                 | 7367  | 17744   | 130  | 28921  | 1860               |
| 信阳市 Xinyang            | 1461                         | 3113             | 22194                 | 4525  | 18277   | 200  | 25546  | 195                |
| 周口市 Zhokou             | 798                          | 315              | 15708                 | 4111  | 13125   |  | 9009   |                    |
| 驻马店市 Zhumadian         | 1442                         |                  | 8706                  | 1537  | 7776  | 165  | 27553  | 115                |
| 济源市 Jiyuan             |                              |                  | 6395                  | 311   | 1033  |  | 3080   | 480                |
| 郑州铁路局 zhengzhoutieluju |                              |                  |                       |   |   |  |  |                    |
| 黄委会 Huangweihui        |                              |                  |                       |   | 3141  |  |  |                    |
| 省直其他 Others            |                              |                  |                       |   |   |  |  |                    |

6-14 国民经济各行业基本建设项目个数及新增固定资产 (2000年)

Number of Capital Construction projects and Newly Increased Fixed Assets by Sector (2000)

| 行 业             | Branch   | 施工项目 (个)                                     |                           | 全部投产项目 (个)  | 项目建成投产率 (%) | 新增固定资产 (万元)    | 固定资产交付使用率 (%) |
|-----------------|--|--|---------------------------|-------------|-------------|----------------|---------------|
|                 |  | Number of Projects under Construction (unit) | #新开工<br>Started This Year |             |             |                |               |
| <b>总 计</b>      | <b>Total</b>   | <b>4575</b>                                  | <b>2915</b>               | <b>2615</b> | <b>57.2</b> | <b>2941866</b> | <b>49.5</b>   |
| <b>农、林、牧、渔业</b> | <b>Farming, Forestry, Animal Husbandry and Fishery</b>         | <b>173</b>                                   | <b>132</b>                | <b>110</b>  | <b>63.6</b> | <b>92883</b>   | <b>79.5</b>   |
| 农业              | Farming  | 56   | 41                        | 32          | 57.1        | 41492          | 84.4          |
| 林业              | Forestry   | 38   | 27                        | 23          | 60.5        | 21124          | 89.2          |
| 畜牧业             | Animal Husbandry   | 10   | 8                         | 7           | 70.0        | 5054           | 41.9          |
| 渔业              | Fishery  |  |                           |             |             |                |               |
| 农、林、牧、渔服务业      | Agricultural Services  | 69   | 56                        | 48          | 69.6        | 25213          | 79.1          |
| <b>工 业</b>      | <b>Industry</b>  | <b>779</b>                                   | <b>394</b>                | <b>371</b>  | <b>47.6</b> | <b>1064407</b> | <b>51.8</b>   |
| 采掘业             | Mining and Quarrying   | 42   | 14                        | 18          | 42.9        | 113025         | 44.7          |
| 煤炭采选业           | Coal Mining and Dressing                                       | 30   | 8                         | 10          | 33.3        | 21156          | 18.3          |
| 石油和天然气开采业       | Extraction of Petroleum and Natural Gas                        | 4  |                           | 1           | 25.0        | 89227          | 66.6          |
| 黑色金属矿采选业        | Mining and Dressing of Ferrous Metals                          |  |                           |             |             |                |               |
| 有色金属矿采选业        | Mining and Dressing of Nonferrous Metals                       | 7  | 6                         | 7           | 100.0       | 2642           | 97.8          |
| 非金属矿采选业         | Mining and Dressing of Nonmetal Minerals                       | 1  |                           |             |             |                |               |
| 其他矿采选业          | Mining and Dressing of Other Minerals                          |  |                           |             |             |                |               |
| 木材及竹材采运业        | Logging and Transport of Timber and Bamboo                     |  |                           |             |             |                |               |
| 制造业             | Manufacturing  | 399  | 261                       | 226         | 56.6        | 261429         | 45.6          |
| 食品加工业           | Food Processing  | 50   | 25                        | 37          | 74.0        | 74424          | 100.7         |
| 食品制造业           | Food Production  | 22   | 16                        | 10          | 45.5        | 3337           | 50.6          |
| 饮料制造业           | Beverages  | 15   | 11                        | 8           | 53.3        | 10597          | 59.5          |
| 烟草加工业           | Tobacco  | 14   | 6                         | 6           | 42.9        | 5493           | 45.5          |
| 纺织业             | Textiles   | 24   | 15                        | 15          | 62.5        | 6636           | 99.9          |
| 服装及其他纤维制品制造业    | Garments and Other Fiber Products                              | 4  | 2                         | 4           | 100.0       | 2894           | 98.7          |
| 皮革、毛皮、羽绒及其制品业   | Leather, Furs, Down and Related Products                       |  |                           |             |             |                |               |
| 木材加工及竹、藤、棕、草制品业 | Timber Processing, Bamboo, Cane, Palm Fiber and Straw Products | 3  | 3                         | 3           | 100.0       | 457            | 100.0         |
| 家具制造业           | Furniture Manufacturing  | 3  | 3                         | 2           | 66.7        | 880            | 72.7          |
| 造纸及纸制品业         | Papermaking and Paper Products                                 | 10   | 6                         | 3           | 30.0        | 3280           | 42.5          |
| 印刷业、记录媒介的复制     | Printing and Record Medium Reproduction                        | 8  | 8                         | 5           | 62.5        | 1339           | 58.5          |
| 文教体育用品制造业       | Cultural, Educational and Sports Goods                         |  |                           |             |             |                |               |
| 石油加工及炼焦业        | Petroleum Processing and Coking                                | 1  | 1                         |             |             |                |               |
| 化学原料及化学制品制造业    | Raw Chemical Materials and Chemical Products                   | 41   | 24                        | 18          | 43.9        | 35806          | 17.5          |
| 医药制造业           | Medical and Pharmaceutical Products                            | 18   | 13                        | 9           | 50.0        | 4899           | 49.3          |
| 化学纤维制造业         | Chemical Fiber   | 3  | 2                         | 2           | 66.7        | 18954          | 319.5         |
| 橡胶制品业           | Rubber Products  | 2  | 2                         | 1           | 50.0        | 448            | 78.9          |
| 塑料制品业           | Plastic Products   | 5  | 4                         | 3           | 60.0        | 1557           | 95.7          |
| 非金属矿物制品业        | Nonmetal Mineral Products                                      | 25   | 17                        | 16          | 64.0        | 8154           | 43.4          |
| 黑色金属冶炼及压延加工业    | Smelting and Pressing of Ferrous Metals                        | 8  | 7                         | 5           | 62.5        | 4490           | 52.9          |
| 有色金属冶炼及压延加工业    | Smelting and Pressing of Nonferrous Metals                     | 13   | 7                         | 4           | 30.8        | 32202          | 37.4          |
| 金属制品业           | Metal Products   | 10   | 7                         | 5           | 50.0        | 3438           | 65.7          |
| 普通机械制造业         | Ordinary Machinery   | 28   | 18                        | 12          | 42.9        | 5788           | 64.8          |
| 专用设备制造业         | Equipment for Special Purposes                                 | 21   | 13                        | 15          | 71.4        | 7320           | 93.5          |
| 交通运输设备制造业       | Transport Equipment  | 24   | 14                        | 11          | 45.8        | 10876          | 52.4          |

6-14 续表1 continued

| 行 业                | Branch   | 施工项目       | #新<br>开工   | 全部投产       | 项目建成        | 新增固定          | 固定资产        |
|--------------------|--|------------|------------|------------|-------------|---------------|-------------|
|                    |  | (个)        |            | 项目         | 投产率         | 资产            | 交付          |
|                    |  | Number of  |            | (个)        | (%)         | (万元)          | (%)         |
|                    |  | Projects   |            | Number of  | Rate of     | Newly         | Rate of     |
|                    |  | under Co-  | Started    | Projects   | Projects    | Fixed         | Fixed       |
|                    |  | nstruction | This       | Completed  | Completed   | Assets        | Assets Put  |
|                    |  | (unit)     | Year       | and Put    | and Put     | (10 000       | into Use    |
|                    |  |            |            | into Use   | into Use    | yuan)         | (%)         |
|                    |  |            |            | (unit)     | (%)         |               |             |
| 电气机械及器材制造业         | Electric Equipment and Machinery               | 18         | 12         | 14         | 77.8        | 13350         | 97.7        |
| 电子及通信设备制造业         | Electronic and Telecommunications              |            |            |            |             |               |             |
|                    | Equipment                                      | 9          | 8          | 6          | 66.7        | 1810          | 4.3         |
| 仪器仪表及文化、办公         | Instruments, Meters, Cultural and Office       |            |            |            |             |               |             |
| 用机械制造业             | Machinery                                      | 8          | 5          | 3          | 37.5        | 521           | 16.4        |
| 其他制造业              | Other Manufacturing                            | 12         | 12         | 9          | 75.0        | 2479          | 97.3        |
| 电力、煤气及水的生产         | Production and Supply of Electric Power,       |            |            |            |             |               |             |
| 和供应业               | Gas and Water                                  | 338        | 119        | 127        | 37.6        | 689953        | 56.1        |
| 电力、蒸汽、热水生产         | Production and Supply of Electric Power,       |            |            |            |             |               |             |
| 和供应业               | Steam and Hot Water                            | 271        | 91         | 105        | 38.8        | 650754        | 57.2        |
| 煤气生产和供应业           | Production and Supply of Gas                   | 19         | 8          | 3          | 15.8        | 1744          | 4.6         |
| 自来水的生产和供应业         | Production and Supply of Tap Water             | 48         | 20         | 19         | 39.6        | 37455         | 69.3        |
| <b>建筑业</b>         | <b>Construction</b>                            | <b>96</b>  | <b>58</b>  | <b>45</b>  | <b>46.9</b> | <b>24740</b>  | <b>76.2</b> |
| 土木工程建筑业            | Civil Engineering Construction                 | 86         | 52         | 43         | 50.0        | 17205         | 86.1        |
| 线路、管道和设备的安装业       | Installation of lines, Pipelines and Equipment | 7          | 3          | 1          | 14.3        | 4316          | 53.4        |
| 建筑业的装修装饰业          | Fitting and Decoration                         | 3          | 3          | 1          | 33.3        | 3219          | 73.0        |
| <b>地质勘查业、水利管理业</b> | <b>Geological Prospecting and Water</b>        |            |            |            |             |               |             |
|                    | Conservancy                                    | <b>183</b> | <b>112</b> | <b>105</b> | <b>57.4</b> | <b>180352</b> | <b>30.4</b> |
| 地质勘查业              | Geological Prospecting                         | 15         | 4          | 10         | 66.7        | 12674         | 166.3       |
| 水利管理业              | Water Conservancy                              | 168        | 108        | 95         | 56.6        | 167678        | 28.6        |
| <b>交通运输、仓储及邮电</b>  | <b>Transportation, Storage, Postal and</b>     |            |            |            |             |               |             |
| <b>通信业</b>         | <b>Communications Services</b>                 | <b>573</b> | <b>404</b> | <b>339</b> | <b>59.2</b> | <b>531002</b> | <b>30.9</b> |
| #铁路运输业             | Railway Transport                              | 18         | 10         | 10         | 55.6        | 34356         | 22.0        |
| 公路运输业              | Highway Transport                              | 173        | 128        | 99         | 57.2        | 144822        | 20.4        |
| 仓储业                | Storage  | 56         | 35         | 24         | 42.9        | 35041         | 101.3       |
| 邮电通信业              | Postal and Telecommunications Services         | 175        | 117        | 95         | 54.3        | 228113        | 34.3        |
| <b>批发和零售贸易、餐饮业</b> | <b>Wholesale &amp; Retail Trade and</b>        |            |            |            |             |               |             |
|                    | Catering Services                              | <b>276</b> | <b>183</b> | <b>181</b> | <b>65.6</b> | <b>86242</b>  | <b>87.6</b> |
| #食品、饮料、烟草和家        | Wholesale Trade of Food, Beverage,             |            |            |            |             |               |             |
| 庭用品批发业             | Tobacco and Household Articles                 | 124        | 80         | 72         | 58.1        | 30241         | 87.4        |
| 能源、材料和机械、电子        | Wholesale Trade of Energy, Materials           |            |            |            |             |               |             |
| 设备批发业              | and Electronic Equipment                       | 34         | 25         | 19         | 55.9        | 13265         | 71.0        |
| 零售业                | Retail Trade                                   | 79         | 51         | 62         | 78.5        | 25543         | 91.4        |
| 餐饮业                | Catering Trade                                 | 8          | 7          | 6          | 75.0        | 2227          | 112.3       |
| <b>金融、保险业</b>      | <b>Banking and Insurance</b>                   | <b>118</b> | <b>72</b>  | <b>60</b>  | <b>50.9</b> | <b>54930</b>  | <b>91.9</b> |
| 金融业                | Banking  | 107        | 63         | 57         | 53.3        | 53242         | 92.5        |
| 保险业                | Insurance                                      | 11         | 9          | 3          | 27.3        | 1688          | 75.8        |
| <b>房地产业</b>        | <b>Real Estate</b>                             | <b>33</b>  | <b>16</b>  | <b>15</b>  | <b>45.5</b> | <b>9003</b>   | <b>60.4</b> |
| #房地产开发与经营业         | Real Estate Development and Operation          | 17         | 6          | 10         | 58.8        | 7651          | 75.5        |
| 房地产管理业             | Real Estate Management                         | 13         | 8          | 3          | 23.1        | 1200          | 27.6        |
| <b>社会服务业</b>       | <b>Social Services</b>                         | <b>347</b> | <b>243</b> | <b>201</b> | <b>57.9</b> | <b>268056</b> | <b>79.0</b> |
| #公共服务业             | Public Services                                | 266        | 194        | 162        | 60.9        | 236651        | 78.2        |
| 居民服务业              | Resident Services                              | 10         | 8          | 1          | 10.0        | 2956          | 60.0        |
| 旅馆业                | Hotels   | 47         | 25         | 24         | 51.1        | 19353         | 90.4        |
| <b>卫生、体育和社会福利业</b> | <b>Health Care, Sports and Social Welfare</b>  | <b>228</b> | <b>129</b> | <b>135</b> | <b>59.2</b> | <b>54090</b>  | <b>55.5</b> |
| #卫生                | Health Care                                    | 197        | 113        | 119        | 60.4        | 50930         | 67.7        |
| <b>教育、文化艺术及广播</b>  | <b>Education, Culture and Arts, Radio,</b>     |            |            |            |             |               |             |
| <b>电影电视业</b>       | <b>Film and Television</b>                     | <b>739</b> | <b>481</b> | <b>440</b> | <b>59.5</b> | <b>174710</b> | <b>66.2</b> |
| #教育                | Education                                      | 636        | 428        | 382        | 60.1        | 148376        | 69.5        |
| 文化艺术业              | Culture and Arts                               | 48         | 22         | 22         | 45.8        | 6448          | 33.4        |
| <b>科学研究和综合技术</b>   | <b>Scientific Research and Polytechnical</b>   |            |            |            |             |               |             |
| <b>服务业</b>         | <b>Services</b>                                | <b>51</b>  | <b>21</b>  | <b>14</b>  | <b>27.5</b> | <b>22272</b>  | <b>49.4</b> |
| #科学研究业             | Scientific Research                            | 25         | 11         | 4          | 16.0        | 14731         | 61.3        |
| <b>国家机关、政党机关和</b>  | <b>Governments, Parties and Social</b>         |            |            |            |             |               |             |
| <b>社会团体</b>        | <b>Organizations</b>                           | <b>942</b> | <b>649</b> | <b>572</b> | <b>60.7</b> | <b>345208</b> | <b>77.4</b> |
| #国家机关              | Governments                                    | 903        | 622        | 546        | 60.5        | 338923        | 77.7        |
| <b>其他行业</b>        | <b>Other Sectors</b>                           | <b>37</b>  | <b>21</b>  | <b>27</b>  | <b>73.0</b> | <b>33971</b>  | <b>53.0</b> |



## 6-15 各市基本建设项目个数及新增固定资产 (2000年)

Number of Capital Construction and Newly Increased  
Fixed Assets by City (2000)

| 市<br>City                  | 施工项目<br>(个)  | #大中型                                  | 全部投产<br>项目(个)   | #大中型                                  | 新增固定<br>资产<br>(万元)                                     | 固定资产交<br>付使用率<br>(%)                           |
|----------------------------|--|---------------------------------------|---|---------------------------------------|--|--|
|                            | Number of<br>Projects<br>under<br>Construction<br>(unit) | Large and<br>Medium-sized<br>Projects | Number of<br>Projects<br>Completed<br>and Put<br>into Use<br>(unit) | Large and<br>Medium-sized<br>Projects | Newly<br>Increased<br>Fixed<br>Assets<br>(10 000 yuan) | Rate of<br>Fixed Assets<br>Put into Use<br>(%) |
| 全 省 Total                  | 4575   | 49                                    | 2615  | 4                                     | 2941866  | 49.5   |
| 郑 州 市 Zhengzhou            | 588  | 6                                     | 240   |                                       | 334584   | 46.3   |
| 开 封 市 Kaifeng              | 127  |                                       | 77  |                                       | 76558  | 65.8   |
| 洛 阳 市 Luoyang              | 391  | 6                                     | 222   | 2                                     | 395125   | 68.4   |
| 平 顶 山 市 Pingdingshan       | 199  | 2                                     | 100   |                                       | 153424   | 84.5   |
| 安 阳 市 Anyang               | 171  | 1                                     | 102   |                                       | 117750   | 78.8   |
| 鹤 壁 市 Hebi                 | 137  | 1                                     | 87  |                                       | 52253  | 81.6   |
| 新 乡 市 Xinxiang             | 197  | 3                                     | 122   | 1                                     | 173864   | 71.7   |
| 焦 作 市 Jiaozuo              | 215  | 4                                     | 124   |                                       | 79487  | 31.9   |
| 濮 阳 市 Puyang               | 171  | 2                                     | 127   |                                       | 155692   | 73.8   |
| 许 昌 市 Xuchang              | 179  | 2                                     | 109   |                                       | 86849  | 29.7   |
| 漯 河 市 Luohe                | 161  | 1                                     | 123   | 1                                     | 161616   | 79.1   |
| 三 门 峡 市 Sanmenxia          | 253  | 4                                     | 157   |                                       | 193808   | 64.8   |
| 南 阳 市 Nanyang              | 458  | 1                                     | 262   |                                       | 232052   | 60.9   |
| 商 丘 市 Shangqiu             | 276  | 3                                     | 141   |                                       | 175870   | 48.9   |
| 信 阳 市 Xinyang              | 420  | 4                                     | 256   |                                       | 192652   | 46.2   |
| 周 口 市 Zhoukou              | 260  | 2                                     | 157   |                                       | 132082   | 57.8   |
| 驻 马 店 市 Zhumadian          | 308  | 3                                     | 188   |                                       | 108124   | 55.2   |
| 济 源 市 Jiyuan               | 36   |                                       | 16  |                                       | 8631   | 27.7   |
| 郑 州 铁 路 局 zhengzhoutieluju | 4  | 1                                     | 2   |                                       | 17860  | 44.2   |
| 黄 委 会 Huangweihui          | 17   |                                       | 3   |                                       | 29605  | 20.6   |
| 省 直 其 他 Others             | 7  | 3                                     |   |                                       | 63980  | 7.6  |

## 6-16 各市基本建设施工、竣工房屋建筑面积 (2000年)

Floor Space of Buildings under Capital Construction  
and Completed by City (2000)

| 市<br>City              | 施工面积<br>(平方米)<br>Floor Space<br>Under<br>Construction<br>(sq.m) |                                 | 竣工面积<br>(平方米)<br>Floor Space<br>Completed<br>(sq.m) |                                 | 竣工率 (%)<br>Rate of floor<br>Space of<br>Buildings<br>Completed<br>(%) |                                 |
|------------------------|---|---------------------------------|---|---------------------------------|---|---------------------------------|
|                        | #住宅<br>Residential<br>Buildings                                 | #住宅<br>Residential<br>Buildings | #住宅<br>Residential<br>Buildings                     | #住宅<br>Residential<br>Buildings | #住宅<br>Residential<br>Buildings                                       | #住宅<br>Residential<br>Buildings |
| 全 省 Total              | 25621322  | 12664540                        | 11724121  | 6137738                         | 45.8  | 48.5                            |
| 郑 州 市 Zhengzhou        | 5193709   | 2044316                         | 1497376   | 711024                          | 28.8  | 34.8                            |
| 开 封 市 Kaifeng          | 904207  | 449205                          | 414631  | 216454                          | 45.9  | 48.2                            |
| 洛 阳 市 Luoyang          | 2899999   | 1529388                         | 1315834   | 759323                          | 45.4  | 49.7                            |
| 平 顶 山 市 Pingdingshan   | 1283990   | 906871                          | 593104  | 428260                          | 46.2  | 47.2                            |
| 安 阳 市 Anyang           | 883905  | 366363                          | 445323  | 237775                          | 50.4  | 64.9                            |
| 鹤 壁 市 Hebi             | 863157  | 591632                          | 431509  | 269423                          | 50.0  | 45.5                            |
| 新 乡 市 Xinxiang         | 1071141   | 568837                          | 527333  | 277529                          | 49.2  | 48.8                            |
| 焦 作 市 Jiaozuo          | 1156843   | 681043                          | 392468  | 193596                          | 33.9  | 28.4                            |
| 濮 阳 市 Puyang           | 1019131   | 655274                          | 479257  | 276426                          | 47.0  | 42.2                            |
| 许 昌 市 Xuchang          | 959184  | 405980                          | 482057  | 307589                          | 50.3  | 75.8                            |
| 漯 河 市 Luohe            | 815353  | 356618                          | 588661  | 279031                          | 72.2  | 78.2                            |
| 三 门 峡 市 Sanmenxia      | 2087688   | 1361439                         | 857353  | 602031                          | 41.1  | 44.2                            |
| 南 阳 市 Nanyang          | 1562748   | 687029                          | 940885  | 474477                          | 60.2  | 69.1                            |
| 商 丘 市 Shangqiu         | 1420653   | 502832                          | 942403  | 317655                          | 66.3  | 63.2                            |
| 信 阳 市 Xinyang          | 924806  | 419190                          | 477894  | 237813                          | 51.7  | 56.7                            |
| 周 口 市 Zhoukou          | 979023  | 378623                          | 492705  | 218393                          | 50.3  | 57.7                            |
| 驻 马 店 市 Zhumadian      | 1228288   | 549554                          | 747147  | 285203                          | 60.8  | 51.9                            |
| 济 源 市 Jiyuan           | 106870  | 14911                           | 4200  |                                 | 3.9   |                                 |
| 郑州铁路局 ZhengzhouTieluju | 149906  | 149092                          | 19546   | 18732                           | 13.0  | 12.6                            |
| 黄 委 会 Huangweihui      | 110721  | 46343                           | 74435   | 27004                           | 67.2  | 58.3                            |
| 省 直 其 他 Others         |   |                                 |   |                                 |   |                                 |

## 6-17 基本建设新增生产能力

| 生产能力(或效益)名称               | Item   | 1985           | 1990          | “八五” 合计  |               |                |
|---------------------------|--|----------------|---------------|--|---------------|----------------|
|                           |  |                |               | Total of<br>the "Eighth<br>five-year<br>Plan" Period | 1991          | 1992           |
| 煤炭开采(万吨/年)                | Coal Mining (10 000 tons/year)   | 60             | 15            | 735  | 110           | 191            |
| 天然石油开采(万吨/年)              | Petroleum Extraction (10 000 tons/year)                                    | 162.00         | 3.41          | 81.85  | 4.10          | 24.00          |
| 发电机组容量(万千瓦)               | Capacity of Power Generating Sets<br>(10 000 kw/year)                      | 53.26          | 29.90         | 308.06   | 53.60         | 78.66          |
| 水电                        | Hydropower   | 0.06           |               | 18.00  |               | 6.30           |
| 火电                        | Thermal Power  | 53.20          | 29.90         | 289.06   | 53.60         | 72.36          |
| 输电线路(11万伏以上的)<br>(公里)     | Transmission Line( $\geq$ 110 000V) (km)                                   | 512.92         | 429.30        | 1710.86  | 723.20        | 249.46         |
| 变电设备(11万伏以上的)<br>(万千伏安)   | Electric Substation Equipment( $\geq$ 110 000V)<br>(10 000KVA)             | 47.45          | 87.30         | 379.66   | 111.85        | 101.20         |
| 新建公路(公里)                  | Length of New Highways (km)  |                | 11.60         | 1376.84  | 35.30         | 48.70          |
| 改建公路(公里)                  | Length of Reconstructed Highways (km)                                      | 22.40          | 7.00          | 2030.06  | 111.11        | 163.42         |
| 汽车购置(辆)                   | Moter Purchase (unit)  | 118            | 104           | 768  | 43            | 130            |
| 有效灌溉面积(万公顷)               | Effective Irrigated Area (10 000gongqing)                                  | 1.20           | 9.80          | 96.53  | 7.88          | 11.68          |
| 粮食仓库(平方米)<br>(万公斤)        | Grain Storehouses (10 000 sq.m)<br>Grain Storehouses (10 000 kg)           | 48681<br>13877 | 10301<br>2054 | 208331<br>40161                                      | 25500<br>6124 | 55013<br>13590 |
| 批发零售贸易业、餐饮业<br>网点(平方米)(处) | Number of Establishment in Commercial and<br>Catering Services(sq.m)(unit) | 131653<br>104  | 74136<br>73   | 1691975<br>1488                                      | 171458<br>711 | 317097<br>198  |
| 大专院校学生席位(个)               | Number of Student seat of University and<br>Colleges(unit)                 | 5377           | 7692          | 28258  | 1080          | 6590           |
| 中等学校学生席位(个)               | Number of Student seat of Regular Secondary<br>School(unit)                | 43404          | 46360         | 277304   | 67018         | 56676          |
| 小学校学生席位(个)                | Number of Student seat of Primary School(unit)                             | 18164          | 23437         | 108956   | 19791         | 26255          |
| 其他学校学生席位(个)               | Number of Student seat of Other School(unit)                               | 9092           |               | 27369  | 5735          | 8978           |
| 图书馆(平方米)                  | Collections of Public Libraries (sq.m)                                     | 2338           | 38639         | 40003  |               | 18963          |
| 影剧院: 席位(个)<br>建筑面积(平方米)   | Seats ofTheatres (unit)<br>Floor Space of Building (sq.m)                  | 5570<br>7442   | 530<br>600    | 6583<br>15850  | 1820<br>3428  | 2047<br>5800   |
| 医院病床床位(张)                 | Number of Hospital Beds  | 3880           | 2106          | 18427  | 4178          | 4087           |
| 来水供水能力(万吨/日)              | Tap Water Supply Capacity (10 000tons/day)                                 | 19.00          | 1.93          | 104.95   | 11.25         | 31.70          |
| 来水管道铺设长度(公里)              | Length of City Tap Water Pipe (km)   | 34.76          | 4.70          | 136.24   |               | 45.09          |
| 污水管道铺设长度(公里)              | Length of Sewer Pipelines (km)   | 15.17          | 3.10          | 270.99   | 8.58          | 29.12          |

## Newly Increased Production capacing through Capital Construction

|        |        |        | “九五”合计<br>Total of<br>the "Nine<br>five-year<br>Plan" Period |         |         |         |         |         |
|--------|--------|--------|--|---------|---------|---------|---------|---------|
| 1993   | 1994   | 1995   | 1996   | 1997    | 1998    | 1999    | 2000    |         |
| 219    | 51     | 164    | 798  | 129     | 230     | 224     | 185     | 30      |
| 17.00  | 9.75   | 27.00  | 124.26   | 4.00    | 41.00   | 35.00   | 31.50   | 12.76   |
| 39.00  | 26.59  | 110.21 | 509.86   | 123.00  | 67.00   | 153.00  | 71.59   | 95.27   |
|        | 8.59   | 3.11   | 63.96  |         | 2.00    |         | 0.19    | 61.77   |
| 38.00  | 18.00  | 107.10 | 440.90   | 123.00  | 65.00   | 153.00  | 66.40   | 33.50   |
| 28.00  | 482.20 | 228.00 | 3446.36  | 977.00  | 439.00  | 478.00  | 662.76  | 889.60  |
| 31.00  | 72.61  | 63.00  | 780.46   | 147.00  | 109.00  | 96.00   | 120.46  | 308.00  |
| 104.00 | 387.22 | 801.62 | 2896.58  | 257.00  | 552.00  | 1106.00 | 407.03  | 574.55  |
| 324.00 | 625.63 | 805.90 | 7151.75  | 1119.00 | 1468.00 | 2036.00 | 1038.47 | 1490.28 |
| 130    | 210    | 255    | 2481   | 904     | 418     | 1159    |         |         |
| 11.27  | 5.33   | 60.37  | 74.92  | 8.73    | 11.93   | 22.80   | 14.27   | 17.19   |
| 8900   | 19392  | 99526  | 584773   | 26863   | 27471   | 107444  | 252096  | 170899  |
| 798    | 4126   | 15523  | 215262   | 3982    | 7139    | 51580   | 88283   | 64278   |
| 406284 | 353029 | 444107 | 681014   | 234294  | 240668  | 206052  |         |         |
| 189    | 204    | 186    | 387  | 141     | 122     | 124     |         |         |
| 2600   | 3860   | 14128  | 59561  | 12580   | 1040    | 11102   | 9180    | 25659   |
| 54541  | 29896  | 69173  | 632247   | 137692  | 218892  | 182274  | 39753   | 53636   |
| 16215  | 23945  | 22750  | 338310   | 56285   | 85803   | 132969  | 34103   | 29150   |
| 4285   | 3641   | 4730   | 35633  | 7097    | 13653   | 8743    | 3540    | 2600    |
| 2500   | 6000   | 12540  | 19496  | 2963    | 7589    | 2766    |         | 6178    |
| 2716   |        |        | 2300   |         | 800     | 1500    |         |         |
| 6622   |        |        | 9660   |         | 1160    | 8500    |         |         |
| 3906   | 3578   | 2678   | 19737  | 4660    | 3389    | 6103    | 2598    | 2987    |
| 10.00  | 16.50  | 35.50  | 173.50   | 59.00   | 28.00   | 20.00   | 39.65   | 26.85   |
| 8.00   | 4.00   | 79.15  | 477.38   | 136.00  | 46.00   | 68.00   | 131.55  | 95.83   |
| 65.00  | 111.37 | 56.92  | 364.63   | 67.00   | 42.00   | 107.00  | 62.31   | 86.32   |

## 6-18 基本建设重点项目投资情况 (2000年)

单位: 万元

| 单位名称<br>Unit Names          | 计划总<br>投资<br>Total<br>planned<br>investment | 实际需要<br>的总投资<br>Real Demanded<br>Total<br>investment | 累计完<br>成投资<br>Accumulative<br>completed<br>Investment |
|-----------------------------|---|--|---|
| 河南省铁生沟煤矿                    | 49879                                       | 78832  | 49554   |
| 平顶山煤业集团(矿区扩建)               | 490769                                      | 490769   | 488149  |
| 河南省许昌新龙矿业公司(梁北煤矿)           | 42461                                       | 42461  | 28799   |
| 永城煤电(集团)有限责任公司(永夏矿区)        | 600000                                      | 600000   | 445353  |
| 中原石油勘探局                     | 145765                                      | 145765   | 145765  |
| 河南石油勘探局                     | 42436                                       | 42436  | 42436   |
| 漯河市双汇集团(1#、2#、3#肉制品)        | 29804                                       | 29804  | 29804   |
| 平顶山化肥厂(二期工程)                | 65795                                       | 65795  | 63698   |
| 中国石化集团洛阳石化总厂(化纤工程)          | 640697                                      | 640697   | 531822  |
| 新乡化纤股份有限公司(粘胶长丝连纺技改工程)      | 18824                                       | 18824  | 18824   |
| 洛阳新安电力集团有限公司(铝厂续建工程)        | 28000                                       | 28000  | 22641   |
| 焦作万方铝业股份有限公司(280KA槽铝电解工程)   | 96182                                       | 96182  | 48977   |
| 三门峡天元铝业有限公司(渑池铝厂工程)         | 60000                                       | 60000  | 41335   |
| 安阳彩色显像管玻壳有限公司(四期增资扩产工程)     | 82734                                       | 82734  | 40227   |
| 郑州煤炭工业(集团)有限责任公司(东风电厂扩建工程)  | 260025                                      | 260025   | 233526  |
| 洛阳龙泉电力开发有限公司                | 116434                                      | 116434   | 116434  |
| 许昌龙岗发电有限责任公司(禹州电厂一期工程)      | 350176                                      | 350176   | 229238  |
| 信阳华豫发电有限责任公司                | 302428                                      | 302428   | 220000  |
| 驻马店地区古城电厂(2×5万千瓦发电机组)       | 40095                                       | 40095  | 34770   |
| 河南送变电工程                     | 551568                                      | 551568   | 259819  |
| 河南煤气(集团)义马煤气化分公司(义马气化厂)     | 155206                                      | 155206   | 136422  |
| 河南中原气化股份有限公司(煤气二期工程)        | 19881                                       | 20000  | 3048  |
| 郑州东周供水有限公司(供水工程)            | 46720                                       | 46720  | 34135   |
| 洛阳市自来水公司(陆浑引水工程)            | 43500                                       | 43500  | 35571   |
| 商丘市第四水厂                     | 11000                                       | 11000  | 2262  |
| 信阳市自来水集团有限责任公司(湖东水厂)        | 14775                                       | 14775  | 9741  |
| 三门峡市槐扒提水工程建设管理局(槐扒黄河提水工程)   | 38411                                       | 38411  | 27972   |
| 新安县提黄工程总公司(黄河提水工程)          | 10560                                       | 10560  | 7450  |
| 鹤壁市盘石头水库建设管理局(盘石头水库)        | 99800                                       | 99800  | 16724   |
| 新乡市黄河河务局(防洪基础设施建设)          | 45000                                       | 45000  | 37899   |
| 濮阳市金堤河引黄入鲁工程指挥部(金堤河治理)      | 11400                                       | 11400  | 10800   |
| 固始县水利局(梅山灌区工程)              | 29600                                       | 29600  | 3403  |
| 黄河小浪底水利管理局(小浪底水利枢纽工程)       | 3470000                                     | 3470000  | 2517195   |
| 河南登封铁路有限公司(登封铁路)            | 64508                                       | 64508  | 43630   |
| 郑州铁路局建管中心(郑州东-郑州西复线)        | 19338                                       | 19338  | 15000   |
| 洛阳市公路管理总段(洛阳-界首高速公路洛阳段)     | 123950                                      | 123952   | 26281   |
| 焦作市公路管理局(焦作-晋城高速公路)         | 78000                                       | 78000  | 25913   |
| 焦作市公路管理局(焦作-新庄高速公路)         | 124698                                      | 124698   | 89449   |
| 焦作市公路管理局(焦作-巩义黄河大桥)         | 48079                                       | 48079  | 40251   |
| 三门峡高速公路建设指挥部(三门峡-灵宝高速公路)    | 205613                                      | 205613   | 114569  |
| 商丘市公路管理局(开封-商丘高速公路)         | 428669                                      | 428669   | 154656  |
| 信阳信通路业有限责任公司(312国道叶集-罗山段)   | 116000                                      | 116000   | 87079   |
| 河南省漯界高速公路有限责任公司(漯河-界首高速公路)  | 248448                                      | 248448   | 72959   |
| 驻马店市高速公路工程建设指挥部(漯河-驻马店高速公路) | 162963                                      | 162963   | 127706  |
| 河南省高速公路管理局(洛阳-三门峡高速公路)      | 436233                                      | 436233   | 302699  |
| 沙颍河郑埠口-周口段复航工程指挥部           | 13809                                       | 13809  | 7069  |
| 河南省体育中心筹备处(河南省体育中心)         | 46600                                       | 46600  | 15798   |
| 郑州大学(工科扩建)                  | 12000                                       | 21000  | 13830   |
| 河南职业技术师范学院                  | 8833  | 9000   | 8833  |

## Investment of Major Projects in Capital Construction (2000)

(10 000 yuan)

| 累计新增<br>固定资产<br>Accumulative<br>newly increased<br>Fixed Assets | 本年计<br>划投资<br>Planned invest<br>ment in this<br>year | 本年完<br>成投资<br>Real completed<br>investment in<br>this year |                           |                           |                                       | 本年新增<br>固定资产<br>Newly Increased<br>Fixed Assets<br>This Year |
|---|--|--|---------------------------|---------------------------|---------------------------------------|--|
|   |  |  | #建筑<br>工程<br>Construction | #安装<br>工程<br>Installation | #设备<br>购置<br>Purchase of<br>Equipment |  |
| 32272   |  | 86   | 80                        | 6                         |                                       |  |
| 328489  | 25170  | 22755  | 5775                      | 1006                      | 4185                                  |  |
| 7975  | 10000  | 7498   | 3960                      | 431                       | 1031                                  | 54   |
| 155967  | 50450  | 53642  | 12890                     | 3591                      | 27085                                 | 751  |
| 145765  | 68116  | 68116  | 45167                     | 5728                      | 9030                                  | 58116  |
| 42436   | 28654  | 27922  | 21599                     | 3337                      | 2355                                  | 12466  |
| 29804   | 22568  | 22568  | 4370                      | 939                       | 17259                                 | 23804  |
| 62658   | 3227   | 1130   |                           |                           |                                       |  |
|   | 192650   | 155398   | 7806                      | 26801                     | 78719                                 |  |
| 18824   | 4455   | 4455   | 4455                      |                           |                                       | 18824  |
| 22641   | 2  | 2  | 2                         |                           |                                       | 2  |
|   | 96182  | 48977  | 5138                      | 5480                      | 34164                                 |  |
| 26500   | 27685  | 12910  | 3000                      | 850                       | 8705                                  | 26500  |
|   | 40000  | 40227  | 7054                      | 2862                      | 24507                                 |  |
| 175303  | 10427  | 10427  | 1892                      | 1108                      | 6780                                  | 34617  |
| 116434  | 18731  | 18731  | 4955                      | 3695                      | 4075                                  | 60542  |
| 23900   | 140000   | 140378   | 25286                     | 14753                     | 86709                                 | 2131   |
| 3052  | 114800   | 114800   | 25329                     | 29352                     | 44435                                 |  |
|   | 1000   | 20   | 20                        |                           |                                       |  |
| 233423  | 57292  | 92883  | 32220                     | 5938                      | 27778                                 | 63980  |
| 880   | 42123  | 21688  | 5063                      | 9386                      | 4561                                  | 395  |
|   | 5000   | 948  |                           |                           | 948                                   |  |
|   | 18856  | 7071   | 865                       | 1973                      | 1205                                  |  |
| 31500   |  | 55   | 55                        |                           |                                       | 5344   |
|   | 6000   | 1729   | 1691                      | 38                        |                                       |  |
|   | 5100   | 6724   | 3110                      | 105                       | 1858                                  |  |
| 83  | 1885   | 436  | 263                       |                           |                                       |  |
| 7450  | 2000   | 1300   | 1300                      |                           |                                       | 1300   |
| 161   | 19340  | 13055  | 1909                      |                           | 9286                                  | 25   |
|   | 37899  | 37899  | 37899                     |                           |                                       |  |
| 10800   | 4250   | 1860   | 1860                      |                           |                                       | 1860   |
| 2958  | 1474   | 1431   | 1431                      |                           |                                       | 1217   |
|   | 360000   | 245771   | 131313                    | 8166                      | 35710                                 |  |
|   | 13147  | 13147  | 11444                     |                           |                                       |  |
|   | 15000  | 15000  | 13470                     | 80                        | 450                                   |  |
|   | 26000  | 26281  | 15971                     |                           | 220                                   |  |
|   |  | 25913  | 25913                     |                           |                                       |  |
|   |  | 20084  | 20084                     |                           |                                       |  |
|   |  | 19346  | 19346                     |                           |                                       |  |
|   | 72610  | 72610  | 62762                     |                           | 1                                     |  |
|   | 95000  | 93235  | 93235                     |                           |                                       |  |
|   | 40382  | 40382  | 34510                     |                           | 8                                     |  |
|   | 60000  | 50600  | 30861                     |                           |                                       |  |
|   | 75000  | 51274  | 45739                     |                           |                                       |  |
|   | 90000  | 106036   | 67405                     |                           | 30                                    |  |
|   | 503  | 503  | 423                       |                           | 6                                     |  |
|   |  | 15798  | 1055                      |                           |                                       |  |
| 13250   | 1880   | 970  | 900                       |                           |                                       | 750  |
| 4968  | 1363   | 1329   | 1329                      |                           |                                       | 4968   |

## 6-19 基本建设重点项目能力(或效益)情况(2000年)

## Newly Increased Capacity (or Benefit) in Capital Construction (2000)

| 单位名称<br>Unit Names            | 能力(或效益)名称<br>Names of Capacity<br>or Benefit | 计量单位<br>Measu-<br>rement<br>unit | 建设规模<br>Const-<br>ruction<br>scale | 施工规模<br>scale<br>under<br>const-<br>ruction | 累计   |   |
|-------------------------------|--|----------------------------------|------------------------------------|---|--|---|
|                               |  |                                  |                                    |   | 新增能力<br>Accumul-<br>ative newly<br>increased<br>capacity | #本年新增<br>Newly<br>increased<br>capacity in<br>this year |
| 河南省铁生沟煤矿                      | 原煤开采   | 万吨/年                             | 120                                | 120   |  |   |
| 平顶山煤业集团(矿区扩建)                 | 原煤开采   | 万吨/年                             | 120                                | 60  | 60   |   |
| 永城煤电(集团)有限责任公司(永夏矿区)          | 原煤开采   | 万吨/年                             | 780                                | 240   | 420  |   |
| 河南石油勘探局                       | 天然原油开采                                       | 万吨/年                             | 13.36                              | 13.36                                       | 12.76  | 12.76   |
| 中国石化集团洛阳石化总厂(化纤工程)            | 合成纤维单体                                       | 吨/年                              | 415000                             | 415000                                      |  |   |
|                               | 合成纤维聚合物                                      | 吨/年                              | 200000                             | 200000                                      |  |   |
|                               | 化学纤维   | 吨/年                              | 190000                             | 190000                                      |  |   |
|                               | #合成纤维  | 吨/年                              | 190000                             | 190000                                      |  |   |
| 焦作万方铝业股份有限公司<br>(280KA槽铝电解工程) | 火力发电   | 万千瓦                              | 7.50                               | 7.50  | 7.50   | 7.50  |
|                               | 电解铝  | 吨/年                              | 60000                              | 60000                                       |  |   |
| 三门峡天元铝业有限公司(澠池铝厂工程)           | 电解铝  | 吨/年                              | 50000                              | 50000                                       | 25000  | 25000   |
| 洛阳龙泉电力开发有限公司                  | 火力发电   | 万千瓦                              | 25.00                              | 12.50                                       | 25.00  | 12.50   |
| 信阳华豫发电有限责任公司                  | 火力发电   | 万千瓦                              | 120.00                             | 60.00                                       |  |   |
| 驻马店地区古城电厂(2×5万千瓦发电机组)         | 火力发电   | 万千瓦                              | 10.00                              | 5.00  | 5.00   |   |
| 河南送变电工程                       | 输电线路长度                                       |                                  |                                    |   |  |   |
|                               | (11万伏及以上)                                    | 公里                               | 665.48                             | 665.48                                      | 665.48   | 665.48  |
|                               | 变电设备能力                                       |                                  |                                    |   |  |   |
| (11万伏及以上)                     | 万千伏安   | 245.70                           | 245.70                             | 245.70                                      | 245.70   |   |
| 河南煤气(集团)义马煤气化分公司<br>(义马气化厂)   | 城市煤气生产能力                                     | 万立方米/日                           | 120                                | 120   |  |   |
| 河南中原气化股份有限公司(煤气二期工程)          | 城市煤气生产能力                                     | 万立方米/日                           | 10                                 | 10  |  |   |
| 郑州东周供水有限公司(供水工程)              | 城市自来水供水能力                                    | 万吨/日                             | 20                                 | 20  | 10   | 10  |
| 洛阳市自来水公司(陆浑引水工程)              | 城市自来水供水能力                                    | 万吨/日                             | 24                                 | 12  | 12   |   |
| 商丘市第四水厂                       | 城市自来水供水能力                                    | 万吨/日                             | 10                                 | 10  |  |   |
| 信阳市自来水集团有限责任公司(湖东水厂)          | 城市自来水供水能力                                    | 万吨/日                             | 10                                 | 10  |  |   |
|                               | 城市自来水管道路长度                                   | 公里                               | 15.00                              | 15.00                                       |  |   |
| 三门峡市槐扒提水工程建设管理局<br>(槐扒黄河提水工程) | 有效灌溉面积                                       | 万亩                               | 2.30                               | 2.30  |  |   |
| 新安县提黄工程总公司(黄河提水工程)            | 有效灌溉面积                                       | 万亩                               | 16.46                              | 16.46                                       | 6.00   | 6.00  |
| 新乡市黄河河务局(防洪基础设施建设)            | 改建公路   | 公里                               | 42.00                              | 42.00                                       |  |   |
| 濮阳市金堤河引黄入鲁工程指挥部<br>(金堤河治理)    | 除涝面积   | 万亩                               | 500.00                             | 500.00                                      |  |   |
| 固始县水利局(梅山灌区工程)                | 有效灌溉面积                                       | 万亩                               | 19.30                              | 6.40  | 6.40   | 3.00  |
|                               | 除涝面积   | 万亩                               | 5.40                               | 5.40  | 5.40   | 5.40  |

6-19 续表1 continued

| 单位名称<br>Unit Names    | 能力(或效益)名称<br>Names of Capacity or Benefit | 计量单位<br>Measurement unit | 建设规模<br>Construction scale | 施工规模<br>Scale under construction | 累计<br>Accumulative               |  |
|-----------------------|---|--------------------------|----------------------------|----------------------------------|----------------------------------|--|
|                       |   |                          |                            |                                  | 新增能力<br>newly increased capacity | #本年新增<br>Newly increased capacity in this year |
| 黄河小浪底水利管理局(小浪底水利枢纽工程) | 水力发电                                      | 万千瓦                      | 180.00                     | 180.00                           | 60.00                            | 60.00  |
|                       | 水库容量(总库容)                                 | 亿立方米                     | 126.50                     | 126.50                           |                                  |  |
| 河南登封铁路有限公司(登封铁路)      | 新建铁路正线交付运营                                | 公里                       | 31.00                      | 31.00                            |                                  |  |
| 郑州铁路局建管中心(郑州东-郑州西复线)  | 增建铁路第二线交付运营                               | 公里                       | 7.60                       | 7.60                             | 7.60                             | 7.60   |
| 洛阳市公路管理总段             |   |                          |                            |                                  |                                  |  |
| (洛阳-界首高速公路洛阳段)        | 新建公路                                      | 公里                       | 49.89                      | 49.89                            |                                  |  |
|                       | #高速公路                                     | 公里                       | 49.89                      | 49.89                            |                                  |  |
| 焦作市公路管理局(焦作-晋城高速公路)   | 新建公路                                      | 公里                       | 17.00                      | 17.00                            |                                  |  |
|                       | #高速公路                                     | 公里                       | 17.00                      | 17.00                            |                                  |  |
| 焦作市公路管理局(焦作-新庄高速公路)   | 新建公路                                      | 公里                       | 56.20                      | 56.20                            |                                  |  |
|                       | #高速公路                                     | 公里                       | 56.20                      | 56.20                            |                                  |  |
| 焦作市公路管理局(焦作-巩义黄河大桥)   | 新建公路                                      | 公里                       | 15.49                      | 15.49                            |                                  |  |
|                       | #二级公路                                     | 公里                       | 15.49                      | 15.49                            |                                  |  |
|                       | 新建独立公路桥梁: 长度                              | 延长米                      | 3013                       | 3013                             |                                  |  |
|                       | 座数  | 座                        | 1                          | 1                                |                                  |  |
| 三门峡高速公路建设指挥部          |   |                          |                            |                                  |                                  |  |
| (三门峡-灵宝高速公路)          | 新建公路                                      | 公里                       | 70.30                      | 70.30                            |                                  |  |
|                       | #高速公路                                     | 公里                       | 70.30                      | 70.30                            |                                  |  |
| 商丘市公路管理局(开封-商丘高速公路)   | 新建公路                                      | 公里                       | 204.00                     | 204.00                           |                                  |  |
|                       | #高速公路                                     | 公里                       | 204.00                     | 204.00                           |                                  |  |
| 信阳信通路业有限责任公司          |   |                          |                            |                                  |                                  |  |
| (312国道叶集-罗山段)         | 新建公路                                      | 公里                       | 163.00                     | 163.00                           |                                  |  |
| 河南省漯界高速公路有限责任公司       |   |                          |                            |                                  |                                  |  |
| (漯河-界首高速公路)           | 新建公路                                      | 公里                       | 123.00                     | 123.00                           |                                  |  |
|                       | #高速公路                                     | 公里                       | 123.00                     | 123.00                           |                                  |  |
| 驻马店市高速公路工程建设指挥部       |   |                          |                            |                                  |                                  |  |
| (漯河-驻马店高速公路)          | 新建公路                                      | 公里                       | 67.20                      | 67.20                            |                                  |  |
|                       | #高速公路                                     | 公里                       | 67.20                      | 67.20                            |                                  |  |
| 河南省高速公路管理局            |   |                          |                            |                                  |                                  |  |
| (洛阳-三门峡高速公路)          | 新建公路                                      | 公里                       | 136.00                     | 136.00                           |                                  |  |
|                       | #高速公路                                     | 公里                       | 136.00                     | 136.00                           |                                  |  |
| 沙颍河郑埠口-周口段复航工程指挥部     | 新扩建港口码头:年吞吐                               | 万吨                       | 80                         | 80                               |                                  |  |
|                       | 泊位  | 个                        | 5                          | 5                                |                                  |  |
|                       | 改善内河航道里程                                  | 公里                       | 25.00                      | 25.00                            |                                  |  |



## 6-20 更新改造投资

| 项 目                | Item  | 1990          | “八五” 合计<br>Total of<br>the "Eighth<br>five-year<br>Plan" Period |               |               |
|--------------------|---|---------------|---|---------------|---------------|
|                    |   |               | 1991  | 1992          |               |
| <b>投资总额 (万元)</b>   | <b>Total Investment (10 000 yuan)</b>                 | <b>325309</b> | <b>4371034</b>  | <b>401913</b> | <b>585577</b> |
| 按资金来源分             | Grouped by Source of Funds                            |               |   |               |               |
| 国家预算内资金            | State Budgetary Appropriation                         | 7477          | 46071   | 9879          | 5778          |
| 国内贷款               | Domestic Loans  | 94093         | 1524783   | 134483        | 254210        |
| 债券                 | Bond  |               |   |               |               |
| 利用外资               | Foreign Investment                                    | 5746          | 247732  | 6339          | 4874          |
| 自筹资金               | Fundraising   | 204263        | 2377392   | 234780        | 306423        |
| 其他资金               | Others  | 13730         | 175056  | 16432         | 14292         |
| 按隶属关系分             | Grouped by Administrative Relationship                |               |   |               |               |
| 中央                 | Central Investment                                    | 132004        | 1558437   | 143674        | 166902        |
| 地方                 | Local Investment                                      | 193305        | 2812597   | 258239        | 418675        |
| 按构成分               | Grouped by Use of Funds                               |               |   |               |               |
| 建筑安装工程             | Construction and Installation                         | 143110        | 1702581   | 159922        | 236086        |
| 设备、工器具购置           | Purchase of Equipment and Instruments                 | 155368        | 2355251   | 208026        | 303456        |
| 其他费用               | Others  | 26831         | 313202  | 33965         | 46035         |
| 按建设性质分             | Grouped by Type of Construction                       |               |   |               |               |
| #新建                | New Construction                                      | 7010          | 252928  | 20013         | 24230         |
| 扩建                 | Expansion   | 171051        | 2358987   | 186944        | 294395        |
| 改建                 | Reconstruction  | 135384        | 1625243   | 178818        | 247677        |
| 按三次产业分             | Grouped by Type of Industry                           |               |   |               |               |
| 第一产业               | Primary Industry                                      | 10            | 4949  | 559           | 1286          |
| 第二产业               | Secondary Industry                                    | 277606        | 3513880   | 348959        | 483852        |
| #工业                | Industry  | 274802        | 3472343   | 343988        | 478774        |
| 第三产业               | Tertiary Industry                                     | 47693         | 852205  | 52395         | 100439        |
| <b>新增固定资产 (万元)</b> | <b>Newly Increased Fixed Assets<br/>(10 000 yuan)</b> | <b>224196</b> | <b>3480754</b>  | <b>390161</b> | <b>452093</b> |
| 建设项目 (个)           | Number of Construction Projects(unit)                 |               |   |               |               |
| 施工项目               | Number of Projects under Construction                 | 1750          | 12890   | 2192          | 2639          |
| 全部建成投产项目           | Number of Projects Completed and Put into             | 944           | 7514  | 1339          | 1539          |
| 房屋建筑面积(万平方米)       | Floor Space of Buildings (10 000 sq.m)                |               |   |               |               |
| 施工面积               | Floor Space Under Construction                        | 345.39        | 2153.51   | 335.62        | 420.27        |
| #住宅                | Residential Buildings                                 | 99.17         | 493.85  | 94.24         | 92.46         |
| 竣工面积               | Floor Space Completed                                 | 184.30        | 1197.16   | 206.74        | 236.67        |
| #住宅                | Residential Buildings                                 | 56.64         | 272.28  | 54.30         | 50.86         |

## Investment in Innovation

|               |                |                | “九五” 合计<br>Total of<br>the "Nine<br>five-year<br>Plan" Period |                |                |                |                |                |
|---------------|----------------|----------------|---|----------------|----------------|----------------|----------------|----------------|
| 1993          | 1994           | 1995           | 1996  | 1997           | 1998           | 1999           | 2000           |                |
| <b>880800</b> | <b>1178064</b> | <b>1324680</b> | <b>7775013</b>  | <b>1556527</b> | <b>1693019</b> | <b>1597125</b> | <b>1294728</b> | <b>1633614</b> |
| 5719          | 8400           | 16295          | 72350   | 5889           | 8423           | 16106          | 16616          | 25316          |
| 368828        | 386215         | 381047         | 1692500   | 446392         | 426671         | 346637         | 209538         | 263262         |
|               |                |                | 10241   |                |                |                | 500            | 9741           |
| 36087         | 84230          | 116202         | 214170  | 86995          | 45891          | 48498          | 16403          | 16383          |
| 453356        | 643016         | 739817         | 5412506   | 1016723        | 1093533        | 1127935        | 998413         | 1175902        |
| 16810         | 56203          | 71319          | 373246  | 528            | 118501         | 57949          | 53258          | 143010         |
| 293985        | 469327         | 484549         | 2875568   | 522504         | 602512         | 583376         | 561865         | 605311         |
| 586815        | 708737         | 840131         | 4899445   | 1034023        | 1090507        | 1013749        | 732863         | 1028303        |
| 353878        | 468485         | 484210         | 3147658   | 551646         | 725917         | 619388         | 555466         | 695241         |
| 469720        | 624424         | 749625         | 4053679   | 873817         | 849046         | 865022         | 657906         | 807888         |
| 57202         | 85155          | 90845          | 573676  | 131064         | 118056         | 112715         | 81356          | 130485         |
| 30020         | 90854          | 87811          | 481204  | 71993          | 123449         | 135930         | 69463          | 80369          |
| 524691        | 594516         | 758441         | 4233774   | 858696         | 975958         | 855297         | 671609         | 872214         |
| 308344        | 449801         | 440603         | 2672437   | 539217         | 520945         | 518876         | 500313         | 593086         |
| 679           | 817            | 1608           | 15228   | 6052           | 1484           | 3413           | 906            | 3373           |
| 726475        | 903768         | 1050826        | 5541022   | 1261117        | 1273032        | 1128335        | 805199         | 1073339        |
| 721064        | 896280         | 1032237        | 5459841   | 1243488        | 1248401        | 1112662        | 793533         | 1061757        |
| 153646        | 273479         | 272246         | 2218763   | 289358         | 418503         | 465377         | 488623         | 556902         |
| <b>644395</b> | <b>870374</b>  | <b>1123731</b> | <b>6582896</b>  | <b>1350951</b> | <b>1562327</b> | <b>1198906</b> | <b>1116863</b> | <b>1353849</b> |
| 3000          | 2418           | 2641           | 10462   | 2883           | 2385           | 1934           | 1587           | 1673           |
| 1513          | 1411           | 1712           | 6893  | 1922           | 1587           | 1241           | 1054           | 1089           |
| 443.07        | 481.41         | 473.14         | 1976.32   | 502.85         | 487.74         | 339.51         | 319.10         | 327.12         |
| 75.93         | 86.60          | 144.62         | 692.95  | 161.36         | 164.29         | 102.47         | 129.85         | 134.98         |
| 217.85        | 259.27         | 276.63         | 946.65  | 273.27         | 234.49         | 152.04         | 151.35         | 135.50         |
| 33.93         | 52.83          | 80.36          | 321.71  | 91.02          | 75.47          | 60.92          | 54.51          | 39.79          |

## 6-21 按用途分的更新改造投资及构成

## Investment in Innovation and it' S Composition by Purpose of Construction

| 项 目<br>Item                        | 1999   |                                  | 2000   |                                  | 2000年为<br>1999年%<br>Ratio of the<br>year 2000<br>to 1999 |
|------------------------------------|--|----------------------------------|--|----------------------------------|--|
|                                    | 投资总额<br>(万元)<br>Total<br>Investment<br>(10 000 yuan) | 构 成<br>(%)<br>Composition<br>(%) | 投资总额<br>(万元)<br>Total<br>Investment<br>(10 000 yuan) | 构 成<br>(%)<br>Composition<br>(%) |  |
| <b>总 计 Total</b>                   | <b>1294728</b>                                       | <b>100.0</b>                     | <b>1633614</b>                                       | <b>100.0</b>                     | <b>126.2</b>   |
| 增产措施 Increasing Production         | 444191   | 34.3                             | 732657   | 44.8                             | 164.9  |
| 节约措施 Economy                       | 45375  | 3.5                              | 42213  | 2.6                              | 93.0   |
| #节约能源 Energy Saving                | 36705  | 2.8                              | 33911  | 2.1                              | 92.4   |
| 增加品种措施 Increasing Product Variety  | 206827   | 16.0                             | 159779   | 9.8                              | 77.3   |
| 提高产品质量措施 Improving Product Quality | 61629  | 4.8                              | 57810  | 3.5                              | 93.8   |
| 三废治理措施 Environmental Protection    | 24455  | 1.9                              | 27290  | 1.7                              | 111.6  |
| 其他措施 Others                        | 512251   | 39.5                             | 613865   | 37.6                             | 119.8  |

## 6-22 各市更新改造施工、竣工房屋建筑面积 (2000年)

Floor Space of Buildings under Construction  
and Completed through Innovation by City (2000)

单位: 平方米

| 市<br>City                   | 施工面积<br>Floor<br>Space Under<br>Construction |                                 | 竣工面积<br>Floor<br>Space<br>Completed |                                 |
|-----------------------------|--|---------------------------------|-------------------------------------|---------------------------------|
|                             |  | #住宅<br>Residential<br>Buildings |                                     | #住宅<br>Residential<br>Buildings |
| <b>全 省 Total</b>            | <b>3271189</b>                               | <b>1349843</b>                  | <b>1355017</b>                      | <b>397903</b>                   |
| 郑 州 市 Zhengzhou             | 245539                                       | 111581                          | 109021                              | 53000                           |
| 开 封 市 Kaifeng               | 45396  | 17190                           | 37160                               | 17190                           |
| 洛 阳 市 Luoyang               | 426018                                       | 168297                          | 188041                              | 89133                           |
| 平 顶 山 市 Pingdingshan        | 25279  |                                 | 16413                               |                                 |
| 安 阳 市 Anyang                | 267693                                       | 69078                           | 164889                              | 69078                           |
| 鹤 壁 市 Hebi                  | 49596  |                                 | 28666                               |                                 |
| 新 乡 市 Xinxiang              | 136922                                       |                                 | 56160                               |                                 |
| 焦 作 市 Jiaozuo               | 158182                                       | 6680                            | 77907                               | 2480                            |
| 濮 阳 市 Puyang                | 9682   | 7780                            | 9682                                | 7780                            |
| 许 昌 市 Xuchang               | 221667                                       | 90226                           | 142392                              | 36700                           |
| 漯 河 市 Luohe                 | 76163  |                                 | 75847                               |                                 |
| 三 门 峡 市 Sanmenxia           | 200737                                       |                                 | 147059                              |                                 |
| 南 阳 市 Nanyang               | 345309                                       | 230106                          | 112414                              | 76542                           |
| 商 丘 市 Shangqiu              | 60774  | 7200                            | 33267                               | 600                             |
| 信 阳 市 Xinyang               | 71523  | 1200                            | 38846                               |                                 |
| 周 口 市 Zhoukou               | 75076  | 5064                            | 3296                                | 2854                            |
| 驻 马 店 市 Zhumadian           | 107382                                       |                                 | 19392                               |                                 |
| 济 源 市 Jiyuan                | 9000   |                                 |                                     |                                 |
| 郑 州 铁 路 局 zhengzhou tieluju | 739251                                       | 635441                          | 94565                               | 42546                           |
| 黄 委 会 Huangweihui           |  |                                 |                                     |                                 |

## 6-23 各产业更新改造投资及构成

## Investment in Innovation and it' S Composition by Type of Industry

| 产 业<br>Branch        | 1999   |                                      | 2000   |                                      | 2000年为<br>1999年%<br>Ratio<br>of the<br>year 2000<br>to 1999 |              |
|----------------------|--|--------------------------------------|--|--------------------------------------|---|--------------|
|                      | 投资总额<br>(万元)<br>Total<br>Investment<br>(10 000 yuan)               | 构成<br>(%)<br>Comp-<br>osition<br>(%) | 投资总额<br>(万元)<br>Total<br>Investment<br>(10 000 yuan) | 构成<br>(%)<br>Comp-<br>osition<br>(%) |   |              |
| <b>总 计</b>           | <b>Total</b>   | <b>1294728</b>                       | <b>100.0</b>   | <b>1633614</b>                       | <b>100.0</b>  | <b>126.2</b> |
| <b>第一产业</b>          | <b>Primary Industry</b>  | <b>906</b>                           | <b>0.1</b>   | <b>3373</b>                          | <b>0.2</b>  | <b>372.3</b> |
| 农、林、牧、渔业             | Farming, Forestry, Animal Husbandry<br>and Fishery                 | 906                                  | 0.1  | 3373                                 | 0.2   | 372.3        |
| <b>第二产业</b>          | <b>Secondary Industry</b>  | <b>805199</b>                        | <b>62.2</b>  | <b>1073339</b>                       | <b>65.7</b>   | <b>133.3</b> |
| 工业                   | Industry   | 793533                               | 61.3   | 1061757                              | 65.0  | 133.8        |
| 建筑业                  | Construction   | 11666                                | 0.9  | 11582                                | 0.7   | 99.3         |
| <b>第三产业</b>          | <b>Tertiary Industry</b>   | <b>488623</b>                        | <b>37.7</b>  | <b>556902</b>                        | <b>34.1</b>   | <b>114.0</b> |
| 农、林、牧、渔服务业           | Agricultural Services  | 486                                  | 0.0  | 870                                  | 0.1   | 179.0        |
| 地质勘查业和水利管理业          | Geological Prospecting and Water<br>Conservancy                    | 6380                                 | 0.5  | 6488                                 | 0.4   | 101.7        |
| 交通运输、仓储及邮电<br>通信业    | Transportation, Storage, Postal and<br>Telecommunications Services | 385774                               | 29.8   | 404682                               | 24.8  | 104.9        |
| 批发和零售贸易、餐饮业          | Wholesale & Retail Trade and Catering<br>Services                  | 3873                                 | 0.3  | 3402                                 | 0.2   | 87.8         |
| 金融、保险业               | Banking and Insurance  | 460                                  | 0.0  | 250                                  | 0.0   | 54.3         |
| 房地产业                 | Real Estate  |                                      |  | 5481                                 | 0.3   |              |
| 社会服务业                | Social Services  | 45438                                | 3.5  | 75312                                | 4.6   | 165.7        |
| 卫生体育和社会福利事业          | Health Care, Sports and Social Welfare                             | 4333                                 | 0.3  | 3641                                 | 0.2   | 84.0         |
| 教育、文化艺术和广播<br>电影电视事业 | Education, Culture and Arts, Radio,<br>Film and Television         | 8157                                 | 0.6  | 8322                                 | 0.5   | 102.0        |
| 科研和综合技术服务事业          | Scientific Research and Polytechnical<br>Services                  | 2442                                 | 0.2  | 3471                                 | 0.2   | 142.1        |
| 国家机关、政党机关和<br>社会团体   | Governments, Parties and Social<br>Organizations                   | 30846                                | 2.4  | 44426                                | 2.7   | 144.0        |
| 其他行业                 | Other Sectors  | 434                                  | 0.0  | 557                                  | 0.0   | 128.3        |

## 6-24 国民经济各行业更新改造投资（2000年）

单位：万元

| 行 业             | Branch   | 投资总额             | 按构成分              |
|-----------------|--|------------------|-------------------|
|                 |  | Total Investment | 建筑工程 Construction |
| <b>总 计</b>      | <b>Total</b>   | <b>1633614</b>   | <b>530743</b>     |
| <b>农、林、牧、渔业</b> | <b>Farming, Forestry, Animal Husbandry and Fishery</b>         | <b>4243</b>      | <b>1319</b>       |
| 农业              | Farming  | 1248             | 50                |
| 林业              | Forestry   |                  |                   |
| 畜牧业             | Animal Husbandry   | 2125             | 680               |
| 渔业              | Fishery  |                  |                   |
| 农、林、牧、渔服务业      | Agricultural Services  | 870              | 589               |
| <b>工 业</b>      | <b>Industry</b>  | <b>1061757</b>   | <b>333861</b>     |
| 采掘业             | Mining and Quarrying   | 245523           | 125248            |
| 煤炭采选业           | Coal Mining and Dressing                                       | 63576            | 18887             |
| 石油和天然气开采业       | Extraction of Petroleum and Natural Gas                        | 151669           | 84736             |
| 黑色金属矿采选业        | Mining and Dressing of Ferrous Metals                          |                  |                   |
| 有色金属矿采选业        | Mining and Dressing of Nonferrous Metals                       | 29778            | 21565             |
| 非金属矿采选业         | Mining and Dressing of Nonmetal Minerals                       | 500              | 60                |
| 其他矿采选业          | Mining and Dressing of Other Minerals                          |                  |                   |
| 木材及竹材采运业        | Logging and Transport of Timber and Bamboo                     |                  |                   |
| 制造业             | Manufacturing  | 756952           | 187794            |
| 食品加工业           | Food Processing  | 23833            | 7962              |
| 食品制造业           | Food Production  | 39913            | 10032             |
| 饮料制造业           | Beverages  | 23341            | 6098              |
| 烟草加工业           | Tobacco  | 17955            | 1373              |
| 纺织业             | Textiles   | 45805            | 5064              |
| 服装及其他纤维制品制造业    | Garments and Other Fiber Products                              | 8833             | 4198              |
| 皮革、毛皮、羽绒及其制品业   | Leather, Furs, Down and Related Products                       | 1583             | 198               |
| 木材加工及竹、藤、棕、草制品业 | Timber Processing, Bamboo, Cane, Palm Fiber and Straw Products | 9872             | 1732              |
| 家具制造业           | Furniture Manufacturing  |                  |                   |
| 造纸及纸制品业         | Papermaking and Paper Products                                 | 21177            | 6155              |
| 印刷业、记录媒介的复制     | Printing and Record Medium Reproduction                        | 4936             | 786               |
| 文教体育用品制造业       | Cultural, Educational and Sports Goods                         |                  |                   |
| 石油加工及炼焦业        | Petroleum Processing and Coking                                | 15058            | 1964              |
| 化学原料及化学制品制造业    | Raw Chemical Materials and Chemical Products                   | 100543           | 14946             |
| 医药制造业           | Medical and Pharmaceutical Products                            | 36387            | 7646              |
| 化学纤维制造业         | Chemical Fiber   | 22902            | 5653              |
| 橡胶制品业           | Rubber Products  | 11204            | 4175              |
| 塑料制品业           | Plastic Products   | 2030             | 670               |
| 非金属矿物制品业        | Nonmetal Mineral Products                                      | 41479            | 13395             |
| 黑色金属冶炼及压延加工业    | Smelting and Pressing of Ferrous Metals                        | 55843            | 23429             |
| 有色金属冶炼及压延加工业    | Smelting and Pressing of Nonferrous Metals                     | 133286           | 34520             |
| 金属制品业           | Metal Products   | 927              | 55                |
| 普通机械制造业         | Ordinary Machinery   | 17445            | 4117              |
| 专用设备制造业         | Equipment for Special Purposes                                 | 32040            | 10181             |
| 交通运输设备制造业       | Transport Equipment  | 23224            | 4996              |
| 电气机械及器材制造业      | Electric Equipment and Machinery                               | 31763            | 3932              |
| 电子及通信设备制造业      | Electronic and Telecommunications Equipment                    | 4384             | 1926              |

## Investment in Innovation by Sector (2000)

(10 000 yuan)

| By Use of Funds      |                                  |                | 按建设性质分 By Type of Construction |                  |                            |
|----------------------|----------------------------------|----------------|--------------------------------|------------------|----------------------------|
| 安装工程<br>Installation | 设备购置<br>Purchase of<br>Equipment | 其他费用<br>Others | #新建<br>New<br>Construction     | #扩建<br>Expansion | #改建<br>Recon-<br>struction |
| <b>164498</b>        | <b>807888</b>                    | <b>130485</b>  | <b>80369</b>                   | <b>872214</b>    | <b>593086</b>              |
| 125                  | 1706                             | 1093           |                                | 3195             | 1048                       |
| 5                    | 145                              | 1048           |                                | 200              | 1048                       |
| 120                  | 1280                             | 45             |                                | 2125             |                            |
|                      | 281                              |                |                                | 870              |                            |
| <b>114144</b>        | <b>529021</b>                    | <b>84731</b>   | <b>46642</b>                   | <b>609534</b>    | <b>378618</b>              |
| 19983                | 67649                            | 32643          | 1766                           | 191642           | 52115                      |
| 4141                 | 34056                            | 6492           | 546                            | 11715            | 51315                      |
| 15020                | 26040                            | 25873          |                                | 151669           |                            |
| 682                  | 7253                             | 278            | 720                            | 28258            | 800                        |
| 140                  | 300                              |                | 500                            |                  |                            |
| 82638                | 439140                           | 47380          | 33903                          | 404219           | 294040                     |
| 2096                 | 11740                            | 2035           | 5920                           | 9036             | 8347                       |
| 1772                 | 27645                            | 464            | 3930                           | 35428            | 555                        |
| 3375                 | 13208                            | 660            | 1534                           | 16361            | 5028                       |
| 345                  | 14832                            | 1405           | 576                            | 549              | 12338                      |
| 2317                 | 36668                            | 1756           | 294                            | 26138            | 16767                      |
| 717                  | 3918                             |                |                                | 6085             | 2748                       |
| 154                  | 1231                             |                |                                | 100              | 1483                       |
| 1243                 | 6652                             | 245            |                                | 9736             | 136                        |
| 1840                 | 12322                            | 860            | 1701                           | 13272            | 5295                       |
| 34                   | 4043                             | 73             |                                | 761              | 862                        |
| 6102                 | 6519                             | 473            |                                |                  | 15058                      |
| 18493                | 57863                            | 9241           | 3992                           | 69417            | 24330                      |
| 1474                 | 25336                            | 1931           | 3740                           | 20799            | 9758                       |
| 1115                 | 15405                            | 729            | 1300                           | 19852            | 1750                       |
| 1530                 | 4258                             | 1241           |                                | 10422            | 782                        |
| 55                   | 1251                             | 54             | 720                            | 784              | 526                        |
| 3665                 | 23003                            | 1416           | 952                            | 9483             | 30300                      |
| 2413                 | 25580                            | 4421           | 1147                           | 3134             | 47951                      |
| 27508                | 62271                            | 8987           | 100                            | 64718            | 67918                      |
| 172                  | 696                              | 4              | 549                            | 78               | 300                        |
| 682                  | 8950                             | 3696           | 2400                           | 7974             | 6379                       |
| 1583                 | 19158                            | 1118           | 420                            | 21769            | 8792                       |
| 990                  | 16095                            | 1143           | 404                            | 11284            | 11051                      |
| 1903                 | 24591                            | 1337           | 1479                           | 15569            | 14626                      |
|                      | 2242                             | 216            | 1405                           | 2979             |                            |

6-24 续表1

单位: 万元

| 行 业                    | Branch   | 投资总额                     | 按构成分                      |
|------------------------|--|--------------------------|---------------------------|
|                        |  | Total<br>Invest-<br>ment | 建筑工程<br>Construc-<br>tion |
| 仪器仪表及文化、办公用机械制造业       | Instruments, Meters, Cultural and Office Machinery                     | 10441                    | 4354                      |
| 其他制造业                  | Other Manufacturing  | 20748                    | 8237                      |
| 电力、煤气及水的生产和供应业         | Production and Supply of Electric Power, Gas and Water                 | 59282                    | 20819                     |
| 电力、蒸汽、热水生产和供应业         | Production and Supply of Electric Power, Steam and Hot Water           | 53571                    | 16618                     |
| 煤气生产和供应业               | Production and Supply of Gas   | 870                      | 870                       |
| 自来水的生产和供应业             | Production and Supply of Tap Water                                     | 4841                     | 3331                      |
| <b>建筑业</b>             | <b>Construction</b>  | <b>11582</b>             | <b>1847</b>               |
| 土木工程建筑业                | Civil Engineering Construction   | 9574                     | 1162                      |
| 线路、管道和设备的安装业           | Installation of lines, Pipelines and Equipment                         | 1048                     |                           |
| 建筑业的装修装饰业              | Fitting and Decoration   | 960                      | 685                       |
| <b>地质勘查业、水利管理业</b>     | <b>Geological Prospecting and Water Conservancy</b>                    | <b>6488</b>              | <b>4341</b>               |
| 地质勘查业                  | Geological Prospecting   | 346                      | 10                        |
| 水利管理业                  | Water Conservancy  | 6142                     | 4331                      |
| <b>交通运输、仓储及邮电通信业</b>   | <b>Transportation, Storage, Postal and Telecommunications Services</b> | <b>404682</b>            | <b>115191</b>             |
| 铁路运输业                  | Railway Transport  | 95173                    | 60277                     |
| 公路运输业                  | Highway Transport  | 23732                    | 16505                     |
| 仓储业                    | Storage  | 1115                     | 796                       |
| 邮电通信业                  | Postal and Telecommunications Services                                 | 263385                   | 19169                     |
| <b>批发和零售贸易、餐饮业</b>     | <b>Wholesale &amp; Retail Trade and Catering Services</b>              | <b>3402</b>              | <b>2597</b>               |
| 食品、饮料、烟草和家庭用品批发业       | Wholesale Trade of Food, Beverage, Tobacco and Household Articles      | 1139                     | 1067                      |
| 能源、材料和机械、电子设备批发业       | Wholesale Trade of Energy, Materials and Electronic Equipment          | 842                      | 270                       |
| 零售业                    | Retail Trade   | 1361                     | 1200                      |
| 餐饮业                    | Catering Trade   | 60                       | 60                        |
| <b>金融、保险业</b>          | <b>Banking and Insurance</b>   | <b>250</b>               | <b>250</b>                |
| 金融业                    | Banking  | 250                      | 250                       |
| 保险业                    | Insurance  |                          |                           |
| <b>房地产业</b>            | <b>Real Estate</b>   | <b>5481</b>              | <b>681</b>                |
| 房地产开发与经营业              | Real Estate Development and Operation                                  | 531                      | 531                       |
| 房地产管理业                 | Real Estate Management   | 4800                     |                           |
| <b>社会服务业</b>           | <b>Social Services</b>   | <b>75312</b>             | <b>33257</b>              |
| 公共服务业                  | Public Services  | 68734                    | 31554                     |
| 居民服务业                  | Resident Services  |                          |                           |
| 旅馆业                    | Hotels   | 6578                     | 1703                      |
| <b>卫生、体育和社会福利业</b>     | <b>Health Care, Sports and Social Welfare</b>                          | <b>3641</b>              | <b>949</b>                |
| 卫生                     | Health Care  | 3641                     | 949                       |
| <b>教育、文化艺术及广播电影电视业</b> | <b>Education, Culture and Arts, Radio, Film and Television</b>         | <b>8322</b>              | <b>1073</b>               |
| 教育                     | Education  | 2870                     | 221                       |
| 文化艺术业                  | Culture and Arts   | 30                       | 30                        |
| <b>科学研究和综合技术服务业</b>    | <b>Scientific Research and Polytechnical Services</b>                  | <b>3471</b>              | <b>686</b>                |
| 科学研究业                  | Scientific Research  | 2505                     | 10                        |
| <b>国家机关、政党机关和社会团体</b>  | <b>Governments, Parties and Social Organizations</b>                   | <b>44426</b>             | <b>34366</b>              |
| 国家机关                   | Governments  | 44275                    | 34315                     |
| <b>其他行业</b>            | <b>Other Sectors</b>   | <b>557</b>               | <b>325</b>                |

continued

(10 000 yuan)

| By Use of Funds      |                                  |                | 按建设性质分 By Type of Construction |                  |                            |
|----------------------|----------------------------------|----------------|--------------------------------|------------------|----------------------------|
| 安装工程<br>Installation | 设备购置<br>Purchase of<br>Equipment | 其他费用<br>Others | #新建<br>New<br>Construction     | #扩建<br>Expansion | #改建<br>Recon-<br>struction |
| 170                  | 4066                             | 1851           |                                | 9678             | 630                        |
| 890                  | 9597                             | 2024           | 1340                           | 18813            | 330                        |
| 11523                | 22232                            | 4708           | 10973                          | 13673            | 32463                      |
| 10845                | 21410                            | 4698           | 10973                          | 9801             | 30710                      |
|                      |                                  |                |                                | 70               | 800                        |
| 678                  | 822                              | 10             |                                | 3802             | 953                        |
| <b>120</b>           | <b>9600</b>                      | <b>15</b>      |                                | <b>1450</b>      | <b>439</b>                 |
| 15                   | 8397                             |                |                                | 490              | 439                        |
|                      | 1048                             |                |                                |                  |                            |
| 105                  | 155                              | 15             |                                | 960              |                            |
| <b>248</b>           | <b>1488</b>                      | <b>411</b>     |                                | <b>1727</b>      | <b>4761</b>                |
| 16                   | 320                              |                |                                |                  | 346                        |
| 232                  | 1168                             | 411            |                                | 1727             | 4415                       |
| <b>43971</b>         | <b>221404</b>                    | <b>24116</b>   | <b>24343</b>                   | <b>201961</b>    | <b>168176</b>              |
| 5090                 | 24306                            | 5500           |                                |                  | 95173                      |
| 23                   | 7052                             | 152            | 815                            | 13099            | 2771                       |
| 2                    | 40                               | 277            |                                | 920              | 195                        |
| 38853                | 188923                           | 16440          | 20939                          | 185760           | 53676                      |
| <b>99</b>            | <b>692</b>                       | <b>14</b>      | <b>151</b>                     | <b>870</b>       | <b>2381</b>                |
|                      | 59                               | 13             | 150                            | 50               | 939                        |
| 78                   | 493                              | 1              | 1                              | 760              | 81                         |
| 21                   | 140                              |                |                                |                  | 1361                       |
|                      |                                  |                |                                | 60               |                            |
|                      |                                  |                |                                |                  | <b>250</b>                 |
|                      |                                  |                |                                |                  | 250                        |
|                      |                                  | <b>4800</b>    |                                | <b>150</b>       | <b>531</b>                 |
|                      |                                  |                |                                |                  | 531                        |
|                      |                                  | 4800           |                                |                  |                            |
| <b>4735</b>          | <b>32149</b>                     | <b>5171</b>    | <b>135</b>                     | <b>22512</b>     | <b>22509</b>               |
| 1836                 | 31256                            | 4088           | 135                            | 21119            | 17324                      |
| 2899                 | 893                              | 1083           |                                | 1393             | 5185                       |
| <b>5</b>             | <b>2687</b>                      |                |                                | <b>1912</b>      | <b>690</b>                 |
| 5                    | 2687                             |                |                                | 1912             | 690                        |
| <b>50</b>            | <b>3711</b>                      | <b>3488</b>    | <b>150</b>                     | <b>5231</b>      | <b>636</b>                 |
|                      | 2534                             | 115            |                                | 445              | 120                        |
|                      |                                  |                |                                |                  | 30                         |
| <b>20</b>            | <b>2765</b>                      |                |                                | <b>80</b>        | <b>894</b>                 |
| 20                   | 2475                             |                |                                | 80               |                            |
| <b>981</b>           | <b>2433</b>                      | <b>6646</b>    | <b>8948</b>                    | <b>23592</b>     | <b>11828</b>               |
| 981                  | 2333                             | 6646           | 8948                           | 23441            | 11828                      |
|                      | <b>232</b>                       |                |                                |                  | <b>325</b>                 |



## 6-25 各市分行业更新改造投资 (2000年)

## Investment in Innovation by Sector and by City (2000)

单位:万元

(10 000 yuan)

| 市 City                 | 合计 Total                     | 农、林、牧、渔业 Farming, Forestry, Animal Husbandry and Fishery | 工业 Industry           | 建筑业 Construction                                    | 地质勘察业、水利管理业 Geological Prospecting and Water Conservancy                  | 交通运输业仓储及邮电通信业 Transportation, Storage, Postal and Telecommunications Services | 批发和零售贸易及餐饮业 Wholesale & Retail Trade and Catering Services   |                    |
|------------------------|------------------------------|--|-----------------------|---|---|---|--|--------------------|
| <b>全省 Total</b>        | <b>1633614</b>               | <b>4243</b>  | <b>1061757</b>        | <b>11582</b>  | <b>6488</b>   | <b>404682</b>   | <b>3402</b>  |                    |
| 郑州市 Zhengzhou          | 217885                       |  | 84823                 | 2683  |   | 47269   | 1370   |                    |
| 开封市 Kaifeng            | 53330                        |  | 16145                 | 1176  |   | 31930   | 810  |                    |
| 洛阳市 Luoyang            | 114175                       |  | 71107                 | 7196  | 348   | 18756   | 811  |                    |
| 平顶山市 Pingdingshan      | 60353                        |  | 52541                 |   |   | 7731  | 81   |                    |
| 安阳市 Anyang             | 92952                        |  | 76267                 |   | 317   | 13786   | 1  |                    |
| 鹤壁市 Hebi               | 25584                        | 325  | 17369                 |   | 279   | 6280  |  |                    |
| 新乡市 Xinxiang           | 75582                        |  | 62147                 |   | 2040  | 11125   |  |                    |
| 焦作市 Jiaozuo            | 52404                        |  | 47571                 |   |   | 3345  |  |                    |
| 濮阳市 Puyang             | 164055                       |  | 150018                |   |   | 12139   |  |                    |
| 许昌市 Xuchang            | 104067                       |  | 70894                 | 387   |   | 30263   | 60   |                    |
| 漯河市 Luohe              | 48997                        |  | 31028                 |   |   | 16066   |  |                    |
| 三门峡市 Sanmenxia         | 93923                        | 1048   | 79161                 |   |   | 13578   |  |                    |
| 南阳市 Nanyang            | 131608                       |  | 112251                |   | 1777  | 17430   | 150  |                    |
| 商丘市 Shangqiu           | 98612                        |  | 50772                 |   |   | 24142   | 60   |                    |
| 信阳市 Xinyang            | 52765                        |  | 37159                 | 60  |   | 11740   |  |                    |
| 周口市 Zhokou             | 67310                        |  | 36529                 | 80  |   | 30242   | 59   |                    |
| 驻马店市 Zhumadian         | 72836                        | 2870   | 60195                 |   |   | 9191  |  |                    |
| 济源市 Jiyuan             | 10276                        |  | 5780                  |   |   | 4496  |  |                    |
| 郑州铁路局 Zhengzhoutieluju | 95173                        |  |                       |   |   | 95173   |  |                    |
| 黄委会 Huangweihui        | 1727                         |  |                       |   | 1727  |   |  |                    |
| 市 City                 | 金融、保险业 Banking and Insurance | 房地产业 Real Estate   | 社会服务业 Social Services | 卫生、体育和社会福利事业 Health Care, Sports and Social Welfare | 教育、文化和艺术及广播电影电视事业 Education, Culture and Arts, Radio, Film and Television | 科学研究和综合技术服务事业 Scientific Research and Polytechnical Services                  | 国家机关、政党机关和社会团体 Governments, Parties and Social Organizations | 其他行业 Other Sectors |
| <b>全省 Total</b>        | <b>250</b>                   | <b>5481</b>  | <b>75312</b>          | <b>3641</b>   | <b>8322</b>   | <b>3471</b>   | <b>44426</b>   | <b>557</b>         |
| 郑州市 Zhengzhou          |                              | 5331   | 52087                 |   | 1548  |   | 22774  |                    |
| 开封市 Kaifeng            |                              |  | 2050                  |   | 1139  | 80  |  |                    |
| 洛阳市 Luoyang            | 250                          |  | 9551                  | 475   | 576   | 3123  | 1982   |                    |
| 平顶山市 Pingdingshan      |                              |  |                       |   |   |   |  |                    |
| 安阳市 Anyang             |                              |  | 1481                  |   |   |   | 1100   |                    |
| 鹤壁市 Hebi               |                              |  | 542                   |   | 110   |   | 679  |                    |
| 新乡市 Xinxiang           |                              |  |                       |   | 60  |   |  | 210                |
| 焦作市 Jiaozuo            |                              |  | 282                   | 400   | 90  | 268   | 333  | 115                |
| 濮阳市 Puyang             |                              |  | 1898                  |   |   |   |  |                    |
| 许昌市 Xuchang            |                              |  | 636                   | 1327  |   |   | 500  |                    |
| 漯河市 Luohe              |                              | 150  | 640                   |   |   |   | 1113   |                    |
| 三门峡市 Sanmenxia         |                              |  | 136                   |   |   |   |  |                    |
| 南阳市 Nanyang            |                              |  |                       |   |   |   |  |                    |
| 商丘市 Shangqiu           |                              |  | 5363                  | 54  | 3699  |   | 14290  | 232                |
| 信阳市 Xinyang            |                              |  | 591                   | 970   | 1100  |   | 1145   |                    |
| 周口市 Zhokou             |                              |  | 55                    | 345   |   |   |  |                    |
| 驻马店市 Zhumadian         |                              |  |                       | 70  |   |   | 510  |                    |
| 济源市 Jiyuan             |                              |  |                       |   |   |   |  |                    |
| 郑州铁路局 zhengzhoutieluju |                              |  |                       |   |   |   |  |                    |
| 黄委会 Huangweihui        |                              |  |                       |   |   |   |  |                    |

## 6-26 各市按用途分的更新改造投资 (2000年)

## Investment in Innovation by Purpose of Construction and by City (2000)

单位: 万元

(10 000 yuan)

| 市<br>City              | 合 计<br>Total   | 增产措施                     | 节约能源             | 其他节约             | 增加品种                             | 提高产品质量                          | 三废治理                             | 其他措施          |
|------------------------|----------------|--------------------------|------------------|------------------|----------------------------------|---------------------------------|----------------------------------|---------------|
|                        |                | Increasing<br>Production | Energy<br>Saving | Other<br>Economy | Increasing<br>Product<br>Variety | Improving<br>Product<br>Quality | Environ-<br>mental<br>Protection | Others        |
| <b>全 省 Total</b>       | <b>1633614</b> | <b>732657</b>            | <b>33911</b>     | <b>8302</b>      | <b>159779</b>                    | <b>57810</b>                    | <b>27290</b>                     | <b>613865</b> |
| 郑 州 市 Zhengzhou        | 217885         | 62030                    | 7426             | 2334             | 941                              | 4473                            | 872                              | 139809        |
| 开 封 市 Kaifeng          | 53330          | 6207                     | 45               |                  | 5800                             | 1236                            | 114                              | 39928         |
| 洛 阳 市 Luoyang          | 114175         | 31633                    | 3189             | 1109             | 7975                             | 10753                           | 878                              | 58638         |
| 平 顶 山 市 Pingdingshan   | 60353          | 14889                    | 3769             |                  | 1609                             | 733                             | 2533                             | 36820         |
| 安 阳 市 Anyang           | 92952          | 16056                    | 860              | 183              | 39602                            | 4870                            | 2629                             | 28752         |
| 鹤 壁 市 Hebi             | 25584          | 5095                     | 2450             |                  | 3741                             | 285                             | 613                              | 13400         |
| 新 乡 市 Xinxiang         | 75582          | 39695                    | 2160             | 1673             | 6768                             | 1489                            | 2693                             | 21104         |
| 焦 作 市 Jiaozuo          | 52404          | 30455                    | 789              | 22               | 7962                             | 5161                            | 1798                             | 6217          |
| 濮 阳 市 Puyang           | 164055         | 145104                   |                  |                  | 10137                            | 1198                            | 1145                             | 6471          |
| 许 昌 市 Xuchang          | 104067         | 23197                    | 400              | 370              | 22084                            | 8142                            | 400                              | 49474         |
| 漯 河 市 Luohe            | 48997          | 24217                    | 780              | 105              | 2950                             |                                 | 418                              | 20527         |
| 三 门 峡 市 Sanmenxia      | 93923          | 73481                    | 3000             |                  | 12184                            | 1845                            | 3160                             | 253           |
| 南 阳 市 Nanyang          | 131608         | 87325                    | 495              | 50               | 7667                             | 5729                            | 2195                             | 28147         |
| 商 丘 市 Shangqiu         | 98612          | 44369                    | 4576             | 1507             | 15656                            | 440                             | 1036                             | 31028         |
| 信 阳 市 Xinyang          | 52765          | 18770                    | 2789             | 250              | 6946                             | 3388                            | 3797                             | 16825         |
| 周 口 市 Zhoukou          | 67310          | 12751                    | 513              | 539              | 4602                             | 159                             |                                  | 48746         |
| 驻 马 店 市 Zhumadian      | 72836          | 54327                    |                  |                  | 3155                             | 3899                            | 764                              | 10691         |
| 济 源 市 Jiyuan           | 10276          | 5821                     | 200              |                  |                                  | 3710                            | 245                              | 300           |
| 郑州铁路局 zhengzhoutieluju | 95173          | 37235                    | 470              | 160              |                                  | 300                             | 2000                             | 55008         |
| 黄 委 会 Huangweihui      | 1727           |                          |                  |                  |                                  |                                 |                                  | 1727          |

## 6-27 各市更新改造项目个数、投资及新增固定资产 (2000年)

## Number of Innovation Projects, Investment and Newly Increased Fixed Assets by City (2000)

| 市<br>City              | 施工项目<br>(个)<br>Number of<br>Projects under<br>Construction<br>(unit) | 全部投产<br>项目(个)<br>Number of<br>Completed<br>and Put<br>into Use(unit) | 项目建成<br>投产率(%)<br>Rate of<br>Completed<br>and Put<br>into Use(%) | 投资额<br>(万元)<br>Investment<br>(10 000 yuan) | 新增固定<br>资产(万元)<br>Newly<br>Increased<br>Fixed<br>Assets<br>(10 000 yuan) | 固定资产交<br>付使用率<br>(%)<br>Rate of<br>Fixed Assets<br>Put into Use<br>(%) |
|------------------------|--|--|--|--|--|--|
| <b>全 省 Total</b>       | <b>1673</b>  | <b>1089</b>  | <b>65.1</b>  | <b>1633614</b>                             | <b>1353849</b>   | <b>82.9</b>  |
| 郑 州 市 Zhengzhou        | 167  | 112  | 67.1   | 217885                                     | 174514   | 80.1   |
| 开 封 市 Kaifeng          | 49   | 44   | 89.8   | 53330                                      | 52473  | 98.4   |
| 洛 阳 市 Luoyang          | 247  | 174  | 70.5   | 114175                                     | 127620   | 111.8  |
| 平 顶 山 市 Pingdingshan   | 111  | 45   | 40.5   | 60353                                      | 47161  | 78.1   |
| 安 阳 市 Anyang           | 106  | 85   | 80.2   | 92952                                      | 58204  | 62.6   |
| 鹤 壁 市 Hebi             | 54   | 37   | 68.5   | 25584                                      | 21125  | 82.6   |
| 新 乡 市 Xinxiang         | 64   | 40   | 62.5   | 75582                                      | 45188  | 59.8   |
| 焦 作 市 Jiaozuo          | 92   | 77   | 83.7   | 52404                                      | 63648  | 121.5  |
| 濮 阳 市 Puyang           | 24   | 15   | 62.5   | 164055                                     | 136574   | 83.3   |
| 许 昌 市 Xuchang          | 80   | 43   | 53.8   | 104067                                     | 72613  | 69.8   |
| 漯 河 市 Luohe            | 48   | 43   | 89.6   | 48997                                      | 51009  | 104.1  |
| 三 门 峡 市 Sanmenxia      | 69   | 53   | 76.8   | 93923                                      | 112207   | 119.5  |
| 南 阳 市 Nanyang          | 87   | 48   | 55.2   | 131608                                     | 81340  | 61.8   |
| 商 丘 市 Shangqiu         | 53   | 25   | 47.2   | 98612                                      | 59770  | 60.6   |
| 信 阳 市 Xinyang          | 91   | 73   | 80.2   | 52765                                      | 48013  | 91.0   |
| 周 口 市 Zhoukou          | 43   | 23   | 53.5   | 67310                                      | 64025  | 95.1   |
| 驻 马 店 市 Zhumadian      | 68   | 47   | 69.1   | 72836                                      | 59021  | 81.0   |
| 济 源 市 Jiyuan           | 13   | 10   | 76.9   | 10276                                      | 9241   | 89.9   |
| 郑州铁路局 zhengzhoutieluju | 206  | 94   | 45.6   | 95173                                      | 67923  | 71.4   |
| 黄 委 会 Huangweihui      | 1  | 1  | 100.0  | 1727                                       | 2180   | 126.2  |

## 6-28 国民经济各行业更新改造项目个数及新增固定资产 (2000年)

Number of Investment In Innovation and Newly Increased  
Fixed Assets by Sector (2000)

| 行 业                 | Branch  | 施工项目<br>(个)  |                                     | 全部投产<br>项目<br>(个) | 项目建成<br>投产率<br>(%) | 新增固定<br>资产<br>(万元) | 固定资产<br>交付<br>使用率<br>(%) |
|---------------------|---|--|-------------------------------------|-------------------|--------------------|--------------------|--------------------------|
|                     |   | Number of<br>Projects<br>under Co-<br>nstruction<br>(unit) | #新<br>开工<br>Started<br>This<br>Year |                   |                    |                    |                          |
| <b>总 计</b>          | <b>Total</b>  | <b>1673</b>  | <b>1215</b>                         | <b>1089</b>       | <b>65.1</b>        | <b>1353849</b>     | <b>82.9</b>              |
| <b>农、林、牧、渔业</b>     | <b>Farming, Forestry, Animal Husbandry<br/>and Fishery</b>        |  |                                     |                   |                    |                    |                          |
| 农业                  | Farming   | 2  | 2                                   | 2                 | 100.0              | 1248               | 100.0                    |
| 林业                  | Forestry  |  |                                     |                   |                    |                    |                          |
| 畜牧业                 | Animal Husbandry  | 3  | 3                                   | 2                 | 66.7               | 2125               | 100.0                    |
| 渔业                  | Fishery   |  |                                     |                   |                    |                    |                          |
| 农、林、牧、渔服务业          | Agricultural Services   | 1  | 1                                   | 1                 | 100.0              | 870                | 100.0                    |
| <b>工 业</b>          | <b>Industry</b>   | <b>1052</b>  | <b>791</b>                          | <b>704</b>        | <b>66.9</b>        | <b>863370</b>      | <b>81.3</b>              |
| 采掘业                 | Mining and Quarrying  | 108  | 53                                  | 53                | 49.1               | 193609             | 78.9                     |
| 煤炭采选业               | Coal Mining and Dressing  | 89   | 38                                  | 42                | 47.2               | 66837              | 105.1                    |
| 石油和天然气开采业           | Extraction of Petroleum and Natural Gas                           | 2  | 1                                   |                   |                    | 101967             | 67.2                     |
| 黑色金属矿采选业            | Mining and Dressing of Ferrous Metals                             |  |                                     |                   |                    |                    |                          |
| 有色金属矿采选业            | Mining and Dressing of Nonferrous Metals                          | 16   | 13                                  | 11                | 68.8               | 24805              | 83.3                     |
| 非金属矿采选业             | Mining and Dressing of Nonmetal Minerals                          | 1  | 1                                   |                   |                    |                    |                          |
| 其他矿采选业              | Mining and Dressing of Other Minerals                             |  |                                     |                   |                    |                    |                          |
| 木材及竹材采运业            | Logging and Transport of Timber and<br>Bamboo                     |  |                                     |                   |                    |                    |                          |
| 制造业                 | Manufacturing   | 827  | 647                                 | 567               | 68.6               | 645106             | 85.2                     |
| 食品加工业               | Food Processing   | 44   | 42                                  | 33                | 75.0               | 10294              | 43.2                     |
| 食品制造业               | Food Production   | 27   | 21                                  | 15                | 55.6               | 41376              | 103.7                    |
| 饮料制造业               | Beverages   | 46   | 31                                  | 29                | 63.0               | 17961              | 77.0                     |
| 烟草加工业               | Tobacco   | 11   | 8                                   | 6                 | 54.6               | 18261              | 101.7                    |
| 纺织业                 | Textiles  | 57   | 52                                  | 42                | 73.7               | 32253              | 70.4                     |
| 服装及其他纤维制品<br>制造业    | Garments and Other Fiber Products                                 | 7  | 5                                   | 5                 | 71.4               | 7083               | 80.2                     |
| 皮革、毛皮、羽绒及其<br>制品业   | Leather, Furs, Down and Related<br>Products                       | 4  | 3                                   | 4                 | 100.0              | 1583               | 100.0                    |
| 木材加工及竹、藤、棕、<br>草制品业 | Timber Processing, Bamboo, Cane,<br>Palm Fiber and Straw Products | 8  | 8                                   | 8                 | 100.0              | 9872               | 100.0                    |
| 家具制造业               | Furniture Manufacturing   |  |                                     |                   |                    |                    |                          |
| 造纸及纸制品业             | Papermaking and Paper Products                                    | 26   | 14                                  | 20                | 76.9               | 28072              | 132.6                    |
| 印刷业、记录媒介的复制         | Printing and Record Medium Reproduction                           | 7  | 7                                   | 7                 | 100.0              | 4936               | 100.0                    |
| 文教体育用品制造业           | Cultural, Educational and Sports Goods                            |  |                                     |                   |                    |                    |                          |
| 石油加工及炼焦业            | Petroleum Processing and Coking                                   | 67   | 56                                  | 56                | 83.6               | 15264              | 101.4                    |
| 化学原料及化学制品<br>制造业    | Raw Chemical Materials and Chemical<br>Products                   | 101  | 76                                  | 71                | 70.3               | 114572             | 114.0                    |
| 医药制造业               | Medical and Pharmaceutical Products                               | 45   | 38                                  | 29                | 64.4               | 26116              | 71.8                     |
| 化学纤维制造业             | Chemical Fiber  | 5  | 4                                   | 3                 | 60.0               | 2800               | 12.2                     |
| 橡胶制品业               | Rubber Products   | 6  | 5                                   | 3                 | 50.0               | 39784              | 355.1                    |
| 塑料制品业               | Plastic Products  | 8  | 7                                   | 7                 | 87.5               | 1875               | 92.4                     |
| 非金属矿物制品业            | Nonmetal Mineral Products   | 75   | 55                                  | 47                | 62.7               | 41707              | 100.6                    |
| 黑色金属冶炼及压延<br>加工业    | Smelting and Pressing of Ferrous Metals                           | 40   | 36                                  | 29                | 72.5               | 23354              | 41.8                     |
| 有色金属冶炼及压延<br>加工业    | Smelting and Pressing of Nonferrous Metals                        | 90   | 75                                  | 71                | 78.9               | 111736             | 83.8                     |
| 金属制品业               | Metal Products  | 4  | 4                                   | 3                 | 75.0               | 627                | 67.6                     |
| 普通机械制造业             | Ordinary Machinery  | 39   | 30                                  | 23                | 59.0               | 12307              | 70.6                     |
| 专用设备制造业             | Equipment for Special Purposes                                    | 38   | 23                                  | 17                | 44.7               | 10797              | 33.7                     |
| 交通运输设备制造业           | Transport Equipment   | 31   | 22                                  | 12                | 38.7               | 12519              | 53.9                     |

6-28 续表1 continued

| 行 业                         | Branch   | 施工项目<br>(个)  |            | 全部投产<br>项 目<br>(个) | 项目建成<br>投产率<br>(%) | 新增固定<br>资 产<br>(万元) | 固定资<br>产 交 付<br>使 用 率<br>(%) |
|-----------------------------|--|--|------------|--------------------|--------------------|---------------------|------------------------------|
|                             |  | Number of<br>Projects<br>under Co-<br>nstruction<br>(unit) | #新<br>开工   |                    |                    |                     |                              |
| 电气机械及器材制造业                  | Electric Equipment and Machinery   | 25   | 16         | 15                 | 60.0               | 28572               | 90.0                         |
| 电子及通信设备制造业                  | Electronic and Telecommunications<br>Equipment                             | 3  | 2          | 1                  | 33.3               | 1574                | 35.9                         |
| 仪器仪表及文化、办公<br>用机械制造业        | Instruments, Meters, Cultural and Office<br>Machinery                      | 3  | 1          | 2                  | 66.7               | 8916                | 85.4                         |
| 其他制造业                       | Other Manufacturing  | 10   | 6          | 9                  | 90.0               | 20895               | 100.7                        |
| 电力、煤气及水的生产<br>和供应业          | Production and Supply of Electric Power,<br>Gas and Water                  | 117  | 91         | 84                 | 71.8               | 24655               | 41.6                         |
| 电力、蒸汽、热水生产<br>和供应业          | Production and Supply of Electric Power,<br>Steam and Hot Water            | 96   | 72         | 66                 | 68.8               | 19036               | 35.5                         |
| 煤气生产和供应业                    | Production and Supply of Gas   | 2  | 2          | 1                  | 50.0               | 800                 | 92.0                         |
| 自来水的生产和供应业                  | Production and Supply of Tap Water   | 19   | 17         | 17                 | 89.5               | 4819                | 99.6                         |
| <b>建筑业</b>                  | <b>Construction</b>  | <b>12</b>  | <b>6</b>   | <b>5</b>           | <b>41.7</b>        | <b>10934</b>        | <b>94.4</b>                  |
| 土木工程建筑业                     | Civil Engineering Construction   | 10   | 4          | 3                  | 30.0               | 8926                | 93.2                         |
| 线路、管道和设备的安装业                | Installation of lines, Pipelines and Equipment                             |  |            |                    |                    | 1048                | 100.0                        |
| 建筑业的装修装饰业                   | Fitting and Decoration   | 2  | 2          | 2                  | 100.0              | 960                 | 100.0                        |
| <b>地质勘查业、水利管理业</b>          | <b>Geological Prospecting and Water<br/>Conservancy</b>                    | <b>10</b>  | <b>3</b>   | <b>6</b>           | <b>60.0</b>        | <b>7457</b>         | <b>114.9</b>                 |
| 地质勘查业                       | Geological Prospecting   | 1  | 1          | 1                  | 100.0              | 346                 | 100.0                        |
| 水利管理业                       | Water Conservancy  | 9  | 2          | 5                  | 55.6               | 7111                | 115.8                        |
| <b>交通运输、仓储及邮电<br/>通信业</b>   | <b>Transportation, Storage, Postal and<br/>Telecommunications Services</b> | <b>423</b>   | <b>279</b> | <b>263</b>         | <b>62.2</b>        | <b>353564</b>       | <b>87.4</b>                  |
| #铁路运输业                      | Railway Transport  | 206  | 91         | 94                 | 45.6               | 67923               | 71.4                         |
| 公路运输业                       | Highway Transport  | 24   | 15         | 12                 | 50.0               | 10309               | 43.4                         |
| 仓储业                         | Storage  | 4  | 2          | 2                  | 50.0               | 365                 | 32.7                         |
| 邮电通信业                       | Postal and Telecommunications Services                                     | 146  | 136        | 119                | 81.5               | 251758              | 95.6                         |
| <b>批发和零售贸易、餐饮业</b>          | <b>Wholesale &amp; Retail Trade and<br/>Catering Services</b>              | <b>13</b>  | <b>9</b>   | <b>9</b>           | <b>69.2</b>        | <b>2183</b>         | <b>64.2</b>                  |
| #食品、饮料、烟草和家<br>庭用品批发业       | Wholesale Trade of Food, Beverage,<br>Tobacco and Household Articles       | 6  | 5          | 4                  | 66.7               | 439                 | 38.5                         |
| 能源、材料和机械、电子<br>设备批发业        | Wholesale Trade of Energy, Materials<br>and Electronic Equipment           | 4  | 3          | 4                  | 100.0              | 1342                | 159.4                        |
| 零售业                         | Retail Trade   | 2  |            | 1                  | 50.0               | 402                 | 29.5                         |
| 餐饮业                         | Catering Trade   | 1  | 1          |                    |                    |                     |                              |
| <b>金融、保险业</b>               | <b>Banking and Insurance</b>   | <b>1</b>   | <b>1</b>   | <b>1</b>           | <b>100.0</b>       | <b>250</b>          | <b>100.0</b>                 |
| 金融业                         | Banking  | 1  | 1          | 1                  | 100.0              | 250                 | 100.0                        |
| 保险业                         | Insurance  |  |            |                    |                    |                     |                              |
| <b>房地产业</b>                 | <b>Real Estate</b>   | <b>4</b>   | <b>4</b>   | <b>2</b>           | <b>50.0</b>        | <b>531</b>          | <b>9.7</b>                   |
| #房地产开发与经营业                  | Real Estate Development and Operation                                      | 2  | 2          | 2                  | 100.0              | 531                 | 100.0                        |
| 房地产管理业                      | Real Estate Management   | 1  | 1          |                    |                    |                     |                              |
| <b>社会服务业</b>                | <b>Social Services</b>   | <b>79</b>  | <b>58</b>  | <b>54</b>          | <b>68.4</b>        | <b>70799</b>        | <b>94.0</b>                  |
| #公共服务业                      | Public Services  | 69   | 53         | 49                 | 71.0               | 55624               | 80.9                         |
| 居民服务业                       | Resident Services  |  |            |                    |                    |                     |                              |
| 旅馆业                         | Hotels   | 10   | 5          | 5                  | 50.0               | 15175               | 230.7                        |
| <b>卫生、体育和社会福利业</b>          | <b>Health Care, Sports and Social Welfare</b>                              | <b>7</b>   | <b>5</b>   | <b>7</b>           | <b>100.0</b>       | <b>3579</b>         | <b>98.3</b>                  |
| #卫生                         | Health Care  | 7  | 5          | 7                  | 100.0              | 3579                | 98.3                         |
| <b>教育、文化艺术及广播<br/>电影电视业</b> | <b>Education, Culture and Arts, Radio,<br/>Film and Television</b>         | <b>13</b>  | <b>7</b>   | <b>5</b>           | <b>38.5</b>        | <b>3652</b>         | <b>43.9</b>                  |
| #教育                         | Education  | 4  | 2          | 2                  | 50.0               | 2526                | 88.0                         |
| 文化艺术业                       | Culture and Arts   | 1  |            |                    |                    |                     |                              |
| <b>科学研究和综合技术<br/>服务业</b>    | <b>Scientific Research and Polytechnical<br/>Services</b>                  | <b>9</b>   | <b>9</b>   | <b>7</b>           | <b>77.8</b>        | <b>3073</b>         | <b>88.5</b>                  |
| #科学研究业                      | Scientific Research  | 1  | 1          | 1                  | 100.0              | 2293                | 91.5                         |
| <b>国家机关、政党机关和<br/>社会团体</b>  | <b>Governments, Parties and Social<br/>Organizations</b>                   | <b>41</b>  | <b>34</b>  | <b>19</b>          | <b>46.3</b>        | <b>29772</b>        | <b>67.0</b>                  |
| #国家机关                       | Governments  | 40   | 33         | 18                 | 45.0               | 29621               | 66.9                         |
| <b>其他行业</b>                 | <b>Other Sectors</b>   | <b>3</b>   | <b>3</b>   | <b>2</b>           | <b>66.7</b>        | <b>442</b>          | <b>79.4</b>                  |

## 6-29 更新改造新增生产能力

| 生产能力(或效益)名称             | Item  | 1985  | 1990   | “八五” 合计  |        |        |
|-------------------------|---|-------|--------|--|--------|--------|
|                         |   |       |        | Total of<br>the "Eighth<br>five-year<br>Plan" Period | 1991   | 1992   |
| 煤炭开采(万吨/年)              | Coal Mining (10 000 tons/year)  | 15    | 32     | 100  | 18     | 38     |
| 炼 铁(万吨/年)               | Iron Making (10 000 tons/year)  | 1.25  |        | 58.43  | 20.40  | 5.00   |
| 铝电解(吨/年)                | Electrolyzing Aluminium (ton/year)                                    | 7500  |        | 25468  |        | 3500   |
| 合成氨(吨/年)                | Synthetic Ammonia (10 000 tons/year)                                  | 38600 | 70000  | 550481   | 112950 | 124531 |
| 发电机组容量(万千瓦)             | Capacity of Power Generating Sets<br>(10 000 kw/year)                 |       | 3.15   | 45.78  | 7.35   | 2.76   |
| 输电线路(11万伏以上的)<br>(公里)   | Transmission Line( $\geq$ 110 000V) (km)                              | 64.00 | 6.00   | 83.77  | 32.00  | 12.97  |
| 变电设备(11万伏以上的)<br>(万千伏安) | Electric Substation Equipment<br>( $\geq$ 110 000V)(10 000KVA)        | 0.16  | 39.30  | 35.12  | 12.33  | 17.64  |
| 水泥(万吨/年)                | Cement (10 000 tons/year)   | 85.20 | 68.20  | 550.56   | 24.90  | 84.11  |
| 棉纺锭(锭)                  | Cotton Spindles (10 000 units)  | 20000 | 20000  | 485900   | 85200  | 87800  |
| 毛纺锭(锭)                  | Wool Spindles (unit)  |       |        | 7600   | 3800   |        |
| 植物油(日精炼油)(吨)            | Foliage oil (ton)   | 2235  |        | 2197   | 51     | 1780   |
| 卷烟(万箱/年)                | Cigarettes (10 000 cases/year)  | 10    |        | 174  | 30     | 85     |
| 酒(吨/年)                  | Liquors (10 000 tons/year)  | 44100 | 78300  | 471623   | 125800 | 113168 |
| 机制纸及纸板(吨/年)             | Machine-made Paper and Paperboards<br>(10 000 tons/year)              | 24500 | 31800  | 245000   | 36500  | 32900  |
| 改建公路(公里)                | Length of Reconstructed Highways (km)                                 | 5.00  | 7.27   | 402.60   | 11.85  | 58.70  |
| 汽车购置(辆)                 | Moter Purchase (unit)   | 873   | 427    | 2205   | 390    | 413    |
| 粮食仓库(平方米)               | Grain Storehouses (10 000 sq.m)                                       | 7967  | 5055   | 36948  | 4473   | 1900   |
| (万公斤)                   | Grain Storehouses (10 000 kg)   | 2175  | 2025   | 10085  | 1129   | 682    |
| 批发零售贸易业、餐饮<br>业网点(平方米)  | Number of Establishment in Commercial<br>and Catering Services (sq.m) | 32331 | 102532 | 279032   | 65556  | 34220  |
| (处)                     | (unit)  | 30    | 38     | 218  | 24     | 25     |
| 中等学校学生席位(个)             | Number of Student seat of Regular<br>Secondary School (unit)          | 2230  | 3960   | 8700   | 950    | 1250   |
| 小学校学生席位(个)              | Number of Student seat of Primary School (unit)                       | 487   | 2310   | 3873   | 540    | 945    |
| 其他学校学生席位(个)             | Number of Student seat of Other School(unit)                          | 200   |        | 968  |        | 818    |
| 医院病床床位(张)               | Number of Hospital Beds   | 21    | 160    | 1757   | 1178   | 304    |
| 自来水供水能力(万吨/日)           | Tap Water Supply Capacity (10 000tons/day)                            |       | 9.23   | 14.02  | 2.02   | 0.70   |
| 自来水管铺设长度(公里)            | Length of City Tap Water Pipe (km)                                    | 9.20  | 22.22  | 189.53   | 44.40  | 28.39  |
| 污水管道铺设长度(公里)            | Length of Sewer Pipelines   | 4.00  | 22.81  | 136.54   | 20.05  | 16.60  |

## Newly Increased Production Capacity through Innovation

|        |        |        | “九五” 合计                                |         |        |        |        |        |
|--------|--------|--------|--|---------|--------|--------|--------|--------|
|        |        |        | Total of                               |         |        |        |        |        |
| 1993   | 1994   | 1995   | the "Nine<br>five-year<br>Plan" Period | 1996    | 1997   | 1998   | 1999   | 2000   |
| 10     |        | 34     |  | 101     | 5      | 34     | 12     | 30     |
| 5.00   | 8.03   | 20.00  | 77.00                                  | 5.00    |        |        | 35.00  | 37.00  |
| 9000   | 7500   | 5468   | 83500                                  | 6000    | 10500  |        | 15000  | 52000  |
| 60000  | 77000  | 176000 | 1306303                                | 352500  | 336000 | 482303 | 52500  | 83000  |
| 9.00   | 5.47   | 21.20  | 38.20                                  | 6.00    | 3.00   | 2.00   | 26.20  | 1.00   |
| 23.00  | 15.80  |        | 140.00                                 |         |        | 68.00  | 72.00  |        |
| 3.00   | 2.15   |        | 97.30                                  |         |        | 23.00  | 74.30  |        |
| 189.00 | 127.70 | 124.85 | 445.12                                 | 163.00  | 153.00 | 72.00  | 52.00  | 5.12   |
| 210000 | 82900  | 20000  | 266500                                 | 140000  | 70000  | 10000  | 10000  | 36500  |
| 3000   | 800    |        | 10150                                  | 6150    | 4000   |        |        |        |
| 43     | 140    | 183    | 617                                    | 42      | 64     | 348    | 90     | 73     |
| 13     | 40     | 6      | 10                                     | 6       |        | 4      |        |        |
| 155870 | 12005  | 64780  | 827290                                 | 96090   | 546200 | 79800  | 12200  | 93000  |
|        | 17900  | 157700 | 204000                                 | 80000   | 30000  | 30000  | 47000  | 17000  |
| 64.00  | 92.70  | 175.35 | 2479.30                                | 1203.00 | 395.00 | 319.00 | 327.10 | 235.20 |
| 445    | 341    | 616    | 2320                                   | 1245    | 422    | 653    |        |        |
| 5455   | 8236   | 16884  | 62294                                  | 4940    |        | 21900  | 29694  | 5760   |
| 3350   | 2490   | 2434   | 12434                                  | 1653    |        | 7000   | 2881   | 900    |
| 118880 | 40996  | 19380  | 84772                                  | 67844   | 10370  | 6558   |        |        |
| 83     | 29     | 57     | 28                                     | 15      | 8      | 5      |        |        |
| 1450   | 5050   |        | 6430                                   | 880     | 1880   | 3670   |        |        |
|        | 1308   | 1080   | 6306                                   | 2025    | 900    | 649    | 2732   |        |
|        |        | 150    |  |         |        |        |        |        |
| 230    | 15     | 30     | 1522                                   | 570     | 462    | 30     | 60     | 400    |
| 5.00   | 2.30   | 4.00   | 22.20                                  | 1.00    | 5.00   | 9.00   | 0.30   | 6.90   |
| 43.00  | 39.57  | 34.17  | 144.85                                 | 51.00   | 20.00  | 9.00   | 17.00  | 47.85  |
| 41.00  | 35.10  | 23.79  | 119.94                                 | 46.00   | 31.00  | 4.00   | 10.74  | 28.20  |

## 6-30 城镇集体经济固定资产投资

| 项 目                | Item  | 1990         | “八五” 合计                                  |              |               |
|--------------------|---|--------------|--|--------------|---------------|
|                    |   |              | the "Eighth<br>five-year<br>Plan" Period | 1991         | 1992          |
| <b>投资总额 (万元)</b>   | <b>Total Investment (10 000 yuan)</b>                 | <b>84955</b> | <b>795572</b>                            | <b>75515</b> | <b>118805</b> |
| 按资金来源分             | Grouped by Source of Funds                            |              |  |              |               |
| 国家预算内资金            | State Budgetary Appropriation                         | 1084         | 7140                                     | 818          | 731           |
| 国内贷款               | Domestic Loans  | 28972        | 280048                                   | 31120        | 48326         |
| 债 券                | Bond  |              |  |              |               |
| 利用外资               | Foreign Investment                                    | 2536         | 26164                                    | 2584         | 2583          |
| 自筹资金               | Fundraising   | 46425        | 366998                                   | 34548        | 57551         |
| 其 他                | Others  | 5938         | 115222                                   | 6445         | 9614          |
| 按构成分               | Grouped by Use of Funds                               |              |  |              |               |
| 建筑安装工程             | Construction and Installation                         | 43071        | 440548                                   | 38935        | 69202         |
| 设备、工器具购置           | Purchase of Equipment and Instruments                 | 32739        | 302369                                   | 31329        | 41766         |
| 其他费用               | Others  | 9145         | 52655                                    | 5251         | 7837          |
| <b>新增固定资产 (万元)</b> | <b>Newly Increased Fixed Assets<br/>(10 000 yuan)</b> | <b>80927</b> | <b>637320</b>                            | <b>71025</b> | <b>96451</b>  |
| 建设项目 (个)           | Number of Construction Projects(unit)                 |              |  |              |               |
| 施工项目               | Number of Projects under Construction                 | 467          | 4115                                     | 681          | 948           |
| 竣工项目               | Number of Projects Completed and Put into Use         | 278          | 2893                                     | 447          | 699           |
| 房屋建筑面积(万平方米)       | Floor Space of Buildings (10 000 sq.m)                |              |  |              |               |
| 施工房屋面积             | Floor Space Under Construction                        | 122.95       | 1027.46                                  | 125.01       | 187.44        |
| #住宅                | Residential Buildings                                 | 36.47        | 254.28                                   | 27.66        | 46.41         |
| 竣工房屋面积             | Floor Space Completed                                 | 84.72        | 670.47                                   | 81.20        | 121.40        |
| #住宅                | Residential Buildings                                 | 26.32        | 154.06                                   | 20.03        | 28.74         |

注：1994年及以后年份不含房地产投资中的集体数；1998年及以后年份镇（不含城关镇）及镇以下的集体投资划入农村集体（非农户）统计（表6-31、6-32、6-33同）。

## Investment in Fixed Assets of Urban Collective Owned Units

|               |               |               | “九五” 合计                                |               |               |               |               |               |
|---------------|---------------|---------------|--|---------------|---------------|---------------|---------------|---------------|
| 1993          | 1994          | 1995          | the "Nine<br>five-year<br>Plan" Period | 1996          | 1997          | 1998          | 1999          | 2000          |
| <b>180813</b> | <b>202058</b> | <b>218381</b> | <b>1229353</b>                         | <b>304785</b> | <b>330870</b> | <b>183150</b> | <b>212396</b> | <b>198152</b> |
| 1092          | 3329          | 1170          | 9363                                   | 7261          | 627           | 234           | 769           | 472           |
| 60546         | 66969         | 73087         | 242368                                 | 82232         | 82224         | 26106         | 29671         | 22135         |
|               |               |               | 1444                                   |               | 350           | 900           |               | 194           |
| 10733         | 6228          | 4036          | 20931                                  | 10100         | 5978          | 3284          |               | 1569          |
| 79512         | 85331         | 110056        | 700990                                 | 168380        | 172654        | 111722        | 132309        | 115925        |
| 28930         | 40201         | 30032         | 254257                                 | 36812         | 69037         | 40904         | 49647         | 57857         |
| 94533         | 118873        | 119005        | 725244                                 | 156588        | 202228        | 105394        | 129618        | 131416        |
| 72522         | 72987         | 83765         | 400244                                 | 119434        | 104225        | 57059         | 61930         | 57596         |
| 13758         | 10198         | 15611         | 103865                                 | 28763         | 24417         | 20697         | 20848         | 9140          |
| <b>144879</b> | <b>144189</b> | <b>180776</b> | <b>1110661</b>                         | <b>249653</b> | <b>267400</b> | <b>231875</b> | <b>192512</b> | <b>169221</b> |
| 752           | 882           | 852           | 3863                                   | 1011          | 935           | 743           | 623           | 551           |
| 523           | 651           | 573           | 2793                                   | 671           | 697           | 599           | 451           | 375           |
| 252.68        | 242.83        | 219.50        | 1092.9                                 | 225.20        | 262.93        | 213.84        | 192.71        | 198.22        |
| 78.48         | 55.86         | 45.87         | 324.03                                 | 45.75         | 61.05         | 64.34         | 69.75         | 83.14         |
| 154.99        | 169.50        | 143.38        | 750.98                                 | 150.77        | 176.91        | 158.76        | 134.30        | 130.24        |
| 42.15         | 35.64         | 27.50         | 227.57                                 | 32.15         | 43.25         | 50.47         | 47.00         | 54.70         |

a)The investment since 1994 didn't contained estate investment of collective owned units,The investment of collective owned units of towns and under towns were adjusted to rural collective owned units(not rural individuals),The same as in tables 6-31,6-32,6-32.



6-31 国民经济各行业城镇集体经济投资和新增固定资产 (2000年)

Investment In Fixed Assets and Newly Increased Fixed Assets  
of Urban Collective Owned Units by Sector(2000)

单位: 万元

(10 000 yuan)

| 行 业             | Branch   | 投资总额<br>Total<br>Investment | 新增固定资产<br>Newly<br>Increased<br>Fixed<br>Assets | 固定资产交<br>付使用率 (%)<br>Rate of Fixed<br>Assets Put<br>into Use |
|-----------------|--|-----------------------------|---|--|
| <b>总 计</b>      | <b>Total</b>   | <b>198152</b>               | <b>169221</b>                                   | <b>85.4</b>  |
| 农、林、牧、渔业        | Farming, Forestry, Animal Husbandry and Fishery                    | 2083                        | 1432  | 68.7   |
| 工 业             | Industry   | 92421                       | 86704   | 93.8   |
| 建 筑 业           | Construction   | 6986                        | 5560  | 79.6   |
| 地质勘查业、水利管理业     | Geological Prospecting and Water Conservancy                       |                             |   |  |
| 交通运输、仓储及邮电通信业   | Transportation, Storage, Postal and Telecommunications<br>Services | 1252                        | 1282  | 102.4  |
| 批发和零售贸易、餐饮业     | Wholesale & Retail Trade and Catering Services                     | 36254                       | 27485   | 75.8   |
| 金融、保险业          | Banking and Insurance  | 12641                       | 11672   | 92.3   |
| 房地产业            | Real Estate  | 1450                        | 1350  | 93.1   |
| 社会服务业           | Social Services  | 16165                       | 12806   | 79.2   |
| 卫生、体育和社会福利业     | Health Care, Sports and Social Welfare                             | 3644                        | 3342  | 91.7   |
| 教育、文化艺术及广播电影电视业 | Education, Culture and Arts, Radio, Film and<br>Television         | 5480                        | 3360  | 61.3   |
| 科学研究和综合技术服务业    | Scientific Research and Polytechnical Services                     |                             |   |  |
| 国家机关、政党机关和社会团体  | Governments, Parties and Social Organizations                      | 15631                       | 10705   | 68.5   |
| 其他行业            | Other Sectors  | 4145                        | 3523  | 85.0   |

6-32 各市城镇集体经济固定资产投资 (2000年)

Investment in Fixed Assets of Urban Collective Owned Units by City(2000)

单位:万元

(10 000 yuan)

| 市          | City           | 投资总额<br>Total<br>Investment | 按构成分 Grouped by Use of Funds |                      |                                  |                |
|------------|----------------|-----------------------------|------------------------------|----------------------|----------------------------------|----------------|
|            |                |                             | 建筑工程<br>Construction         | 安装工程<br>Installation | 设备购置<br>Purchase<br>of Equipment | 其他费用<br>Others |
| <b>全 省</b> | <b>Total</b>   | <b>198152</b>               | <b>113768</b>                | <b>17648</b>         | <b>57596</b>                     | <b>9140</b>    |
| 郑 州        | 市 Zhengzhou    | 36901                       | 19594                        | 1997                 | 11884                            | 3426           |
| 开 封        | 市 Kaifeng      | 6455                        | 3301                         | 425                  | 2479                             | 250            |
| 洛 阳        | 市 Luoyang      | 6900                        | 5292                         | 183                  | 1165                             | 260            |
| 平 顶 山      | 市 Pingdingshan | 8394                        | 2088                         | 407                  | 5709                             | 190            |
| 安 阳        | 市 Anyang       | 3048                        | 1918                         | 19                   | 1014                             | 97             |
| 鹤 壁        | 市 Hebi         | 12487                       | 9455                         | 420                  | 2511                             | 101            |
| 新 乡        | 市 Xinxiang     | 13384                       | 4385                         | 1367                 | 6730                             | 902            |
| 焦 作        | 市 Jiaozuo      | 8622                        | 3216                         | 736                  | 4264                             | 406            |
| 濮 阳        | 市 Puyang       | 8878                        | 8090                         | 710                  |                                  | 78             |
| 许 昌        | 市 Xuchang      | 7026                        | 5367                         | 96                   | 1351                             | 212            |
| 漯 河        | 市 Luohe        | 18439                       | 5599                         | 5248                 | 7252                             | 340            |
| 三 门 峡      | 市 Sanmenxia    | 11319                       | 8359                         | 740                  | 2220                             |                |
| 南 阳        | 市 Nanyang      | 13868                       | 9075                         | 1522                 | 2890                             | 381            |
| 商 丘        | 市 Shangqiu     | 10453                       | 7079                         | 112                  | 2409                             | 853            |
| 信 阳        | 市 Xinyang      | 5488                        | 4868                         | 157                  | 83                               | 380            |
| 周 口        | 市 Zhoukou      | 12458                       | 9170                         | 2122                 | 410                              | 756            |
| 驻 马 店      | 市 Zhumadian    | 7558                        | 1969                         | 491                  | 5098                             |                |
| 济 源        | 市 Jiyuan       | 6474                        | 4943                         | 896                  | 127                              | 508            |

6-33 各市城镇集体经济施工、竣工房屋建筑面积 (2000年)

Floor Space of Buildings under Construction and Completed of Urban Collective Owned Units by City(2000)

单位: 平方米

(sq.m)

| 市 | City             | 施工房屋建筑面积                       |                           | 竣工房屋建筑面积              |                           |
|---|------------------|--------------------------------|---------------------------|-----------------------|---------------------------|
|   |                  | Floor Space Under Construction | #住宅 Residential Buildings | Floor Space Completed | #住宅 Residential Buildings |
| 全 | 省 Total          | 1982192                        | 831440                    | 1302361               | 547006                    |
| 郑 | 州市 Zhengzhou     | 328094                         | 147460                    | 222145                | 116389                    |
| 开 | 封市 Kaifeng       | 80459                          | 28930                     | 59862                 | 23895                     |
| 洛 | 阳市 Luoyang       | 133469                         | 88413                     | 99179                 | 58905                     |
| 平 | 顶山市 Pingdingshan | 37315                          | 19724                     | 22705                 | 11090                     |
| 安 | 阳市 Anyang        | 56885                          | 30590                     | 24365                 | 11700                     |
| 鹤 | 壁市 Hebi          | 143005                         | 22952                     | 121065                | 18152                     |
| 新 | 乡市 Xinxiang      | 47712                          | 26148                     | 31164                 | 9600                      |
| 焦 | 作市 Jiaozuo       | 53008                          | 5880                      | 39728                 | 4100                      |
| 濮 | 阳市 Puyang        | 136538                         | 8582                      | 89002                 | 8582                      |
| 许 | 昌市 Xuchang       | 85788                          | 59078                     | 55081                 | 33058                     |
| 漯 | 河市 Luohe         | 131380                         | 90880                     | 103107                | 62607                     |
| 三 | 门峡市 Sanmenxia    | 141824                         | 38500                     | 77194                 | 36320                     |
| 南 | 阳市 Nanyang       | 119019                         | 57232                     | 93187                 | 35800                     |
| 商 | 丘市 Shangqiu      | 102536                         | 21347                     | 61500                 | 1300                      |
| 信 | 阳市 Xinyang       | 114102                         | 66721                     | 50180                 | 35280                     |
| 周 | 口市 Zhoukou       | 145833                         | 45052                     | 94017                 | 37252                     |
| 驻 | 马店市 Zhumadian    | 36377                          | 26851                     | 22602                 | 18376                     |
| 济 | 源县 Jiyuan        | 88848                          | 47100                     | 36278                 | 24600                     |

6-34 各市城镇和工矿区私人建房情况 (2000年)

Building Construction by Individuals in Cities and Towns and In Industrial and Mining Areas by City (2000)

| 市 | City             | 城镇工矿区个数 (个)<br>Number of Cities, Towns, Industrial and Mining Areas | 竣工房屋  |                           | 竣工房屋  |                           | 建房户数 (户)<br>Number of Households with Buildings Construction |
|---|------------------|---|---|---------------------------|---|---------------------------|--|
|   |                  |   | 建筑面积 (万平方米)<br>Floor Space Completed (10 000sq.m) | #住宅 Residential Buildings | 价值 (万元)<br>Value of Buildings Completed (10 000 yuan) | #住宅 Residential Buildings |  |
| 全 | 省 Total          | 181   | 1114.46   | 951.01                    | 490666  | 411239                    | 68689  |
| 郑 | 州市 Zhengzhou     | 7   | 144.37  | 123.88                    | 64681   | 52416                     | 5157   |
| 开 | 封市 Kaifeng       | 6   | 39.90   | 31.70                     | 13752   | 10414                     | 3491   |
| 洛 | 阳市 Luoyang       | 11  | 54.25   | 51.76                     | 24178   | 23270                     | 4228   |
| 平 | 顶山市 Pingdingshan | 19  | 63.42   | 56.72                     | 29618   | 26156                     | 5332   |
| 安 | 阳市 Anyang        | 5   | 30.27   | 29.75                     | 13442   | 12698                     | 1822   |
| 鹤 | 壁市 Hebi          | 11  | 16.00   | 11.70                     | 8666  | 6246                      | 2030   |
| 新 | 乡市 Xinxiang      | 13  | 41.59   | 39.23                     | 19074   | 18063                     | 2678   |
| 焦 | 作市 Jiaozuo       | 13  | 48.88   | 43.99                     | 18696   | 16770                     | 3230   |
| 濮 | 阳市 Puyang        | 6   | 46.43   | 30.50                     | 24348   | 14858                     | 1885   |
| 许 | 昌市 Xuchang       | 9   | 107.87  | 103.03                    | 35650   | 33436                     | 8983   |
| 漯 | 河市 Luohe         | 8   | 31.23   | 25.32                     | 18334   | 14909                     | 2012   |
| 三 | 门峡市 Sanmenxia    | 12  | 24.07   | 20.33                     | 11534   | 10127                     | 1767   |
| 南 | 阳市 Nanyang       | 13  | 80.56   | 71.38                     | 35462   | 30804                     | 5854   |
| 商 | 丘市 Shangqiu      | 16  | 86.68   | 68.42                     | 40121   | 31069                     | 4358   |
| 信 | 阳市 Xinyang       | 10  | 98.26   | 85.57                     | 53040   | 46377                     | 5412   |
| 周 | 口市 Zhoukou       | 10  | 113.41  | 89.41                     | 44215   | 35618                     | 5118   |
| 驻 | 马店市 Zhumadian    | 11  | 57.87   | 47.32                     | 20735   | 17508                     | 3836   |
| 济 | 源县 Jiyuan        | 1   | 29.40   | 21.00                     | 15120   | 10500                     | 1496   |

### 6-35 城镇和工矿区私人建房情况 (2000年)

#### Building Construction by Individuals in Cities and Towns and In Industrial and Mining Areas (2000)

| 类别        | Item                        | 城镇工矿区个数<br>(个)<br>Number of Cities, Towns, Industrial and Mining Areas | 竣工房屋建筑面积<br>(万平方米)<br>Floor Space Completed (10 000sq.m) | #住宅                   | 竣工房屋价值<br>(万元)<br>Value of Buildings Completed (10 000 yuan) | #住宅                   | 建房户数<br>(户)<br>Number of Households with Buildings Construction |
|-----------|-----------------------------|--|--|-----------------------|--|-----------------------|---|
|           |                             |  |  | Residential Buildings |  | Residential Buildings |   |
| <b>总计</b> | <b>Total</b>                | <b>181</b>   | <b>11144641</b>  | <b>9510058</b>        | <b>490666</b>  | <b>411239</b>         | <b>68689</b>  |
| #农业户建房    | Rural Households            |  | 3374854  | 3098600               | 131185   | 120584                | 20596   |
| 市         | Cities                      | 49   | 4322326  | 3900622               | 179800   | 156415                | 26092   |
| #农业户建房    | Rural Households            |  | 1662717  | 1584025               | 61438  | 58503                 | 8001  |
| 县城        | Counties                    | 106  | 6647402  | 5454844               | 303207   | 248428                | 40940   |
| #农业户建房    | Rural Households            |  | 1595181  | 1404023               | 65231  | 57926                 | 11408   |
| 镇         | Towns                       |  |  |                       |  |                       |   |
| #农业户建房    | Rural Households            |  |  |                       |  |                       |   |
| 工矿区       | Industrial and Mining Areas | 26   | 174913   | 154592                | 7659   | 6396                  | 1657  |
| #农业户建房    | Rural Households            |  | 116956   | 110552                | 4516   | 4155                  | 1187  |

注：“镇”级投资已划入农村投资统计中，城关镇和开发区的投资包含在县城内（表6-35同）。

a)The investment of towns were ascribed to rural investment Statistics ,Investment of towns in city and developy region were contained in county-city.(The same as in table 6-35).

### 6-36 房地产施工、竣工面积及价值 (2000年)

#### Floor Space of Real Estate under Construction and Completed and Value(2000)

| 项目        | Item                       | 施工面积<br>(平方米)                  | #新开工              | 竣工房屋面积<br>(平方米)              | 竣工房屋价值<br>(万元)                            |
|-----------|----------------------------|--------------------------------|-------------------|------------------------------|---|
|           |                            | Floor Space Under Construction | Started This Year | Floor Space Completed (sq.m) | Value of Buildings Completed (10000 yuan) |
| <b>总计</b> | <b>Total</b>               | <b>16575291</b>                | <b>7869430</b>    | <b>5972093</b>               | <b>404910</b>                             |
| 住宅        | Residential Buildings      | 13821027                       | 7056123           | 5323025                      | 342639                                    |
| #别墅、高档公寓  | Villas and Good Apartments | 1040543                        | 688622            | 371517                       | 33398                                     |
| 经济适用房     | Economical Houses          | 4809156                        | 2457290           | 2009271                      | 111715                                    |
| 办公楼       | Office Buildings           | 922724                         | 199024            | 181938                       | 20942                                     |
| 商业营业用房    | Houses for Bussiness Use   | 1377918                        | 454509            | 287506                       | 24603                                     |
| 其他        | Other                      | 453622                         | 159774            | 179624                       | 16726                                     |

注：本表统计范围1999年及以前为当年有开发工作量的房地产企业，2000年为当年有开发工作量和经营销售量的房地产开发企业（表6-37、6-38、6-39、6-40同）。

a)Data in 1999 were totalized on the real estate enterprises which had estate developing duty.Data in 2000 were totalized on the real estate enterprises which had estste developing duty or Sales of real estate(The same as in table 6-37,6-38,6-39,6-40).

## 6-37 房地产开发企业基本情况

## Basic Conditions of Enterprises For Real Estate Development

| 指 标            | Item   | 1996    | 1997    | 1998    | 1999    | 2000    |
|----------------|--|---------|---------|---------|---------|---------|
| 开发企业个数(个)      | Number of Enterprises  | 731     | 509     | 655     | 677     | 1020    |
| #国有经济          | State-Owned Units  | 336     | 237     | 250     | 231     | 258     |
| 集体经济           | Collective-Owned Units   | 163     | 98      | 126     | 103     | 137     |
| 股份制经济          | Share Holding Economic Units   | 90      | 88      | 57      | 61      | 113     |
| 外商投资经济         | Foreign Funded Economic Units  | 66      | 34      | 30      | 19      | 33      |
| 港澳台投资经济        | Economic Units Funded by Entrepreneurs<br>from Hong Kong, Macao and Taiwan | 75      | 48      | 66      | 59      | 85      |
| 年末从业人员数(人)     | Number of Employed Persons at the<br>Year-end (person)                     | 23684   | 19532   | 23737   | 24425   | 34348   |
| 年平均从业人员数(人)    | Average Number of Employed Persons<br>(persons)                            | 24047   | 18123   | 22711   | 21914   | 32775   |
| 实收资本           | Capital Hold   | 551806  | 406745  | 505463  | 510523  | 817805  |
| #国家资本          | State Capital  |         | 28943   | 19117   | 15301   | 53528   |
| 资产总计(万元)       | Total Assets (10 000 yuan)   | 1807658 | 1740105 | 2280437 | 2173758 | 3018825 |
| 固定资产累计折旧(万元)   | Total Depreciation (10 000 yuan)   | 26520   | 19949   | 30805   | 36403   | 56674   |
| #本年折旧          | Depreciation This Year   | 7591    | 7588    | 8592    | 10014   | 12183   |
| 负债总计(万元)       | Total Liabilities (10 000 yuan)  | 1387989 | 1447544 | 1910905 | 1753236 | 2338003 |
| 所有者权益合计(万元)    | Creditors'Equity (10 000 yuan)   | 419669  | 292561  | 369532  | 420520  | 680822  |
| 资产负债率(%)       | Ratio of Liabilities to Assets (%)   | 76.8    | 83.2    | 83.8    | 80.7    | 77.4    |
| 经营收入总计(万元)     | Total Revenue (10 000 yuan)  | 255167  | 253688  | 351299  | 372131  | 589976  |
| 土地转让收入         | Land Transferred   | 5452    | 5168    | 13176   | 5429    | 5061    |
| 商品房屋销售收入       | Commercial Houses Sold   | 233920  | 219637  | 281049  | 305042  | 540151  |
| 房屋出租收入         | Houses Leased  | 3017    | 15007   | 12390   | 8766    | 2006    |
| 其他收入           | Others   | 12778   | 13876   | 44684   | 52894   | 42758   |
| 税金及附加(万元)      | Business Tax and Extra Charges<br>(10 000 yuan)                            | 11632   | 10766   | 14994   | 13786   | 25236   |
| 利润总额(万元)       | Total Surplus (10 000 yuan)  | -25046  | -25754  | -24228  | -32030  | -31592  |
| 房屋建筑面积竣工率(%)   | Rate of Floor Space of Buildings<br>Completed (%)                          | 37.1    | 35.5    | 33.3    | 33.2    | 36.0    |
| 商品房屋销售额(万元)    | Total Sales of Commerical Houses<br>(10 000 yuan)                          | 227539  | 202561  | 273192  | 303687  | 641788  |
| #住宅            | Residential Buildings  | 185548  | 176872  | 247047  | 264134  | 505119  |
| 商品房屋销售面积(万平方米) | Floor Space of Selling House(10 000 sq.m)                                  | 255.82  | 220.49  | 279.61  | 297.10  | 509.21  |
| #住宅            | Residential Buildings  | 215.29  | 201.65  | 262.94  | 275.28  | 438.41  |
| #别墅、高档公寓       | Villas and Good Apartments   | 0.61    | 2.39    | 7.08    | 2.19    | 23.44   |
| 经济适用房          | Economical Houses  | 25.29   | 33.95   | 60.69   | 84.18   | 173.77  |
| 办公楼            | Office Buildings   | 13.56   | 4.60    | 5.11    | 3.31    | 5.52    |
| 商业营业用房         | Houses for Bussiness Use   | 23.20   | 12.13   | 9.45    | 15.80   | 59.02   |
| 其他房屋           | Other  | 3.77    | 2.12    | 2.11    | 2.70    | 6.26    |
| 房屋销售价格(元)      | Selling Price of House(yuan)   | 889     | 919     | 977     | 1022    | 1260    |
| #住宅            | Residential Buildings  | 862     | 571     | 940     | 959     | 1152    |
| #别墅、高档公寓       | Villas and Good Apartments   | 2870    | 1197    | 1349    | 2384    | 2107    |
| 经济适用房          | Economical Houses  | 870     | 693     | 700     | 733     | 950     |
| 办公楼            | Office Buildings   | 927     | 1385    | 1888    | 1255    | 1996    |
| 商业营业用房         | Houses for Bussiness Use   | 1131    | 1508    | 1621    | 2067    | 1952    |
| 其他房屋           | Other  | 846     | 484     | 557     | 1011    | 1668    |
| 个人购买商品住宅(万平方米) | Commerical Houses Purchased by Indivi-<br>duals(10 000 sq.m)               | 119.26  | 143.16  | 174.01  | 219.35  | 371.16  |

## 6-38 房地产开发投资完成情况

## Completed Investment in Real Estate development

| 项 目                 | Item   | “九五” 合计                              |                |                |                |                |                |
|---------------------|--|--------------------------------------|----------------|----------------|----------------|----------------|----------------|
|                     |  | the"Nine<br>five-year<br>Plan"Period | 1996           | 1997           | 1998           | 1999           | 2000           |
| <b>投资总额(万元)</b>     | <b>Total Investment (10 000 yuan)</b>            | <b>3129762</b>                       | <b>548431</b>  | <b>517509</b>  | <b>580967</b>  | <b>704111</b>  | <b>778744</b>  |
| #商品房建设投资额           | Construction of Commercial Houses                | 2285641                              | 426484         | 401166         | 423762         | 457913         | 576316         |
| 土地开发投资额             | Land Development                                 | 277706                               | 46234          | 53004          | 48547          | 57846          | 72075          |
| 按构成分                | Grouped by Use of Funds                          |                                      |                |                |                |                |                |
| 建筑、安装工程             | Construction and Installation                    | 2335924                              | 427782         | 390708         | 447196         | 496652         | 573586         |
| 设备、工器具购置            | Purchase of Equipment and Instruments            | 136607                               | 24777          | 38229          | 33295          | 30029          | 10277          |
| 其他费用                | Others   | 657231                               | 95872          | 88572          | 100476         | 177430         | 194881         |
| #土地购置费              | Land Purchase                                    | 404969                               | 50048          | 30397          | 68116          | 117082         | 139326         |
| 按工程用途分              | By Use of Projects                               |                                      |                |                |                |                |                |
| 住宅                  | Residential Buildings                            | 1830355                              | 304906         | 271476         | 320879         | 429350         | 503744         |
| #别墅、高级公寓            | Villas and Good Apartments                       | 110310                               | 16437          | 15286          | 26416          | 9032           | 43139          |
| 经济适用房               | Economical Houses                                | 473598                               | 57147          | 47563          | 75511          | 127324         | 166053         |
| 办公楼                 | Office Buildings                                 | 379567                               | 83805          | 84066          | 101398         | 66169          | 44129          |
| 商业营业用房              | Houses for Bussiness Use                         | 355025                               | 94628          | 80455          | 68492          | 57633          | 53817          |
| 其他                  | Other  | 564815                               | 65092          | 81512          | 90198          | 150959         | 177054         |
| 按资金来源分              | Grouped by Source of Funds                       |                                      |                |                |                |                |                |
| 国家预算内资金             | State Budgetary Appropriation                    | 9741                                 | 3659           | 1700           | 1061           | 3090           | 231            |
| 国内贷款                | Domestic Loans                                   | 997298                               | 261160         | 204457         | 161718         | 196629         | 173334         |
| 债券                  | Bond   | 15587                                | 3773           | 1734           |                | 10080          |                |
| 利用外资                | Foreign Investment                               | 150777                               | 88273          | 34096          | 12678          | 8765           | 6965           |
| #外商直接投资             | Enterprises with ForeignInvestment               | 100669                               | 52806          | 25718          | 8630           | 6945           | 6570           |
| 自筹资金                | Fundraising                                      | 986900                               | 132471         | 165383         | 178395         | 251967         | 258684         |
| 其他资金                | Others   | 969458                               | 59095          | 110139         | 227115         | 233579         | 339530         |
| <b>新增固定资产(万元)</b>   | <b>Newly Increased Fixed Assets(10 000 yuan)</b> | <b>1908740</b>                       | <b>330800</b>  | <b>389385</b>  | <b>324439</b>  | <b>378164</b>  | <b>485952</b>  |
| <b>本年购置土地面积</b>     | <b>Land Space Purchased This year</b>            |                                      |                |                |                |                |                |
| (万平方米)              | (10 000sq.m)                                     | <b>1695.31</b>                       | <b>186.10</b>  | <b>193.25</b>  | <b>358.55</b>  | <b>453.52</b>  | <b>503.89</b>  |
| <b>本年完成开发土地面积</b>   | <b>Land Space Developed This year</b>            |                                      |                |                |                |                |                |
| (万平方米)              | (10 000sq.m)                                     | <b>894.12</b>                        | <b>151.16</b>  | <b>145.71</b>  | <b>166.53</b>  | <b>191.58</b>  | <b>239.14</b>  |
| <b>本年正在开发的土地面积</b>  | <b>Land Space under Development This</b>         |                                      |                |                |                |                |                |
| (万平方米)              | year(10 000sq.m)                                 | <b>837.53</b>                        | <b>126.16</b>  | <b>94.54</b>   | <b>104.47</b>  | <b>194.34</b>  | <b>318.02</b>  |
| <b>本年待开发的土地面积</b>   | <b>Land Space Needed to Development This</b>     |                                      |                |                |                |                |                |
| (万平方米)              | year(10 000sq.m)                                 | <b>998.31</b>                        | <b>141.41</b>  | <b>109.82</b>  | <b>95.81</b>   | <b>345.82</b>  | <b>305.45</b>  |
| <b>本年实际需要总投资</b>    | <b>Total Investment Actually Needed</b>          |                                      |                |                |                |                |                |
| (万元)                | (10 000 yuan)                                    | <b>12957196</b>                      | <b>2305582</b> | <b>2165930</b> | <b>2610894</b> | <b>2697252</b> | <b>3177538</b> |
| <b>自开始建设至本年底累计</b>  | <b>Accumulative Investment Actually Made</b>     |                                      |                |                |                |                |                |
| <b>完成投资(万元)</b>     | <b>Since Starting of Construction up</b>         |                                      |                |                |                |                |                |
|                     | <b>to the endof This year</b>                    | <b>6742108</b>                       | <b>548431</b>  | <b>1211788</b> | <b>1534469</b> | <b>1658789</b> | <b>1788631</b> |
| <b>房屋建筑面积(万平方米)</b> | <b>Floor Space of Building Construction</b>      |                                      |                |                |                |                |                |
|                     | <b>(10 000 sq.m)</b>                             |                                      |                |                |                |                |                |
| 施工面积                | Floor Space Under Construction(10 000 sq.m)      | 6380.34                              | 1165.06        | 1042.19        | 1175.96        | 1339.60        | 1657.53        |
| #住宅                 | Residential Buildings                            | 4893.09                              | 863.42         | 743.42         | 858.64         | 1045.51        | 1382.10        |
| 竣工面积                | Floor Space Completed(10 000 sq.m)               | 2236.99                              | 432.62         | 370.26         | 392.03         | 444.87         | 597.21         |
| #住宅                 | Residential Buildings                            | 1929.50                              | 370.21         | 287.51         | 344.60         | 394.88         | 532.30         |
| <b>商品房销售建筑面积</b>    | <b>Floor Space of Selling House(10 000 sq.m)</b> |                                      |                |                |                |                |                |
| (万平方米)              |  | <b>1562.23</b>                       | <b>255.82</b>  | <b>220.49</b>  | <b>279.61</b>  | <b>297.10</b>  | <b>509.21</b>  |
| #销售给个人              | Commerical Houses Purchased by Individuals       | 1044.35                              | 119.26         | 153.72         | 180.86         | 219.35         | 371.16         |
| <b>房屋空置面积(万平方米)</b> | <b>Area of Land Lying Idle</b>                   | <b>810.87</b>                        | <b>241.96</b>  | <b>173.04</b>  | <b>141.53</b>  | <b>155.07</b>  | <b>99.27</b>   |
| <b>商品房竣工价值(万元)</b>  | <b>Value of Buildings Completed(10 000yuan)</b>  | <b>1644412</b>                       | <b>293840</b>  | <b>321026</b>  | <b>284124</b>  | <b>340512</b>  | <b>404910</b>  |
| <b>商品房竣工造价(元)</b>   | <b>Cost of Buildings Completed(yuan)</b>         | <b>735</b>                           | <b>679</b>     | <b>867</b>     | <b>725</b>     | <b>765</b>     | <b>678</b>     |
| <b>商品房销售额(万元)</b>   | <b>Total Sales of Commerical Houses</b>          |                                      |                |                |                |                |                |
| (10 000 yuan)       |  | <b>1648767</b>                       | <b>227539</b>  | <b>202561</b>  | <b>273192</b>  | <b>303687</b>  | <b>641788</b>  |
| #销售给个人              | Commerical Houses Purchased by Individuals       | 1062615                              | 97660          | 136388         | 173971         | 220837         | 433759         |

## 6-39 各市房地产投资完成情况 (2000年)

## Completed Investment in Real Estate by City (2000)

| 市<br>City            | 投资总额<br>(万元)                            |                             |                             | 新增固定资产<br>(万元) | 土地开发面积<br>(平方米) | 土地开发<br>投资额<br>(万元) |
|----------------------|---|-----------------------------|-----------------------------|----------------|-----------------|---------------------|
|                      | Total<br>Investment<br>(10 000<br>yuan) | #建 筑<br>工 程<br>Construction | #安 装<br>工 程<br>Installation |                |                 |                     |
| <b>全 省 Total</b>     | <b>778744</b>                           | <b>530604</b>               | <b>42982</b>                | <b>485952</b>  | <b>2391418</b>  | <b>72075</b>        |
| 郑 州 市 Zhengzhou      | 341868                                  | 205100                      | 36336                       | 204313         | 948395          | 26281               |
| 开 封 市 Kaifeng        | 30906                                   | 25287                       | 121                         | 22566          |                 |                     |
| 洛 阳 市 Luoyang        | 105313                                  | 79956                       | 1205                        | 62430          | 299015          | 5085                |
| 平 顶 山 市 Pingdingshan | 35903                                   | 27279                       | 498                         | 27266          | 41845           | 1923                |
| 安 阳 市 Anyang         | 39749                                   | 27454                       | 34                          | 20397          | 67356           | 272                 |
| 鹤 壁 市 Hebi           | 3763                                    | 3598                        |                             | 3499           | 17804           | 70                  |
| 新 乡 市 Xinxiang       | 32012                                   | 21621                       | 172                         | 15374          | 69797           | 9669                |
| 焦 作 市 Jiaozuo        | 11741                                   | 9442                        | 740                         | 6189           | 47335           | 1058                |
| 濮 阳 市 Puyang         | 21702                                   | 18416                       |                             | 13934          | 103950          | 3275                |
| 许 昌 市 Xuchang        | 25090                                   | 19316                       | 50                          | 25344          | 122179          | 1120                |
| 漯 河 市 Luohe          | 23650                                   | 17953                       | 155                         | 16612          | 164476          | 2050                |
| 三 门 峡 市 Sanmenxia    | 8535                                    | 6814                        | 20                          | 8166           | 44570           | 318                 |
| 南 阳 市 Nanyang        | 50421                                   | 34607                       | 3360                        | 30753          | 221046          | 10310               |
| 商 丘 市 Shangqiu       | 7213                                    | 5521                        |                             | 3320           | 70000           | 562                 |
| 信 阳 市 Xinyang        | 23265                                   | 15280                       | 168                         | 14813          | 83028           | 5835                |
| 周 口 市 Zhoukou        | 10807                                   | 7154                        | 38                          | 6655           | 42800           | 3454                |
| 驻 马 店 市 Zhumadian    | 4368                                    | 3851                        | 5                           | 3609           | 41630           | 390                 |
| 济 源 市 Jiyuan         | 2438                                    | 1955                        | 80                          | 712            | 6192            | 403                 |

## 6-40 各市房地产开发经营情况 (2000年)

## Real Estate Development and Management by City and Prefecture (2000)

| 市<br>City            | 经营   |                                    |  | 商品房屋                            |  | 商品房屋                             |  |                                  |
|----------------------|--|------------------------------------|--|---------------------------------|--|----------------------------------|--|----------------------------------|
|                      | 总收入<br>(万元)<br>Total<br>Revenue<br>(10 000 yuan) | #土地转<br>让收入<br>Land<br>Transferred | #商品房屋<br>销售收入<br>Commercial<br>Houses Sold | #房屋出<br>租收入<br>Houses<br>Leased | 销售额<br>(万元)<br>Total Sales of<br>Commerical<br>Houses<br>(10 000 yuan) | #住 宅<br>Residential<br>Buildings | 销售面积<br>(平方米)<br>Floor Space<br>of Selling<br>House<br>( sq.m) | #住 宅<br>Residential<br>Buildings |
| 全 省 Total            | 589976   | 5061                               | 540151                                     | 2006                            | 641788   | 505119                           | 5092133  | 4384129                          |
| 郑 州 市 Zhengzhou      | 310384   | 1117                               | 275839                                     | 1085                            | 352981   | 255403                           | 1840675  | 1350442                          |
| 开 封 市 Kaifeng        | 21961  |                                    | 20466                                      | 76                              | 39702  | 33391                            | 416785   | 393201                           |
| 洛 阳 市 Luoyang        | 58633  | 1389                               | 56063                                      | 165                             | 59083  | 54284                            | 569577   | 542456                           |
| 平 顶 山 市 Pingdingshan | 31397  |                                    | 30204                                      | 22                              | 35793  | 34286                            | 430741   | 423982                           |
| 安 阳 市 Anyang         | 19137  |                                    | 18866                                      | 121                             | 25477  | 25142                            | 311396   | 309686                           |
| 鹤 壁 市 Hebi           | 3415   |                                    | 2352                                       |                                 | 2328   | 1592                             | 28269  | 21029                            |
| 新 乡 市 Xinxiang       | 20447  | 32                                 | 19899                                      | 134                             | 19985  | 18244                            | 205357   | 198794                           |
| 焦 作 市 Jiaozuo        | 7610   | 5                                  | 7385                                       | 75                              | 7486   | 6940                             | 104106   | 97375                            |
| 濮 阳 市 Puyang         | 13083  |                                    | 10796                                      | 110                             | 10796  | 7817                             | 103605   | 75729                            |
| 许 昌 市 Xuchang        | 16914  | 22                                 | 16726                                      | 77                              | 8786   | 6357                             | 117127   | 97740                            |
| 漯 河 市 Luohe          | 13304  |                                    | 13278                                      | 24                              | 13264  | 11835                            | 211503   | 203419                           |
| 三 门 峡 市 Sanmenxia    | 8017   |                                    | 8000                                       | 15                              | 8558   | 8008                             | 92218  | 87424                            |
| 南 阳 市 Nanyang        | 28340  | 1137                               | 26269                                      | 90                              | 26257  | 19207                            | 289264   | 266532                           |
| 商 丘 市 Shangqiu       | 6892   | 450                                | 6442                                       |                                 | 4635   | 2174                             | 31539  | 24649                            |
| 信 阳 市 Xinyang        | 15601  | 450                                | 14127                                      | 10                              | 14045  | 9215                             | 138286   | 113769                           |
| 周 口 市 Zhoukou        | 8155   | 145                                | 7099                                       |                                 | 6376   | 5557                             | 84690  | 80032                            |
| 驻 马 店 市 Zhumadian    | 3680   | 314                                | 3334                                       | 2                               | 3264   | 2881                             | 70446  | 56246                            |
| 济 源 市 Jiyuan         | 3006   |                                    | 3006                                       |                                 | 2972   | 2786                             | 46549  | 41624                            |

## 6-41 农村固定资产投资完成情况

## Investment in Fixed Assets of Rural

| 项 目                | Item                                  | 合 计            |                | 农村非农户                  |                | 农村农户           |                |
|--------------------|---------------------------------------|----------------|----------------|------------------------|----------------|----------------|----------------|
|                    |                                       | Total          |                | Collective Owned Units |                | Individuals    |                |
|                    |                                       | 1999           | 2000           | 1999                   | 2000           | 1999           | 2000           |
| <b>农村投资总额 (万元)</b> | <b>Total (10 000 yuan)</b>            | <b>4359728</b> | <b>4799544</b> | <b>2250300</b>         | <b>2250018</b> | <b>2109428</b> | <b>2549526</b> |
| 按投资来源分             | Grouped by Source of Funds            |                |                |                        |                |                |                |
| 国内贷款               | Domestic Loans                        | 277478         | 240548         | 245200                 | 199242         | 32278          | 41306          |
| 群众集资               | Masses joint-Capital                  | 350000         | 556236         | 350000                 | 346532         |                | 209704         |
| 国家资金               | State Budgetary Appropriation         | 145300         | 179235         | 145300                 | 177866         |                | 1369           |
| 利用外资               | Foreign Investment                    | 94600          | 92311          | 94600                  | 89922          |                | 2389           |
| 自筹资金               | Fundraising                           | 3492350        | 3731214        | 1415200                | 1436456        | 2077150        | 2294758        |
| #自有资金              | Private-Owned Capital                 | 1857690        | 2187563        |                        |                | 1857690        | 2187563        |
| #个人借款              | Private Loan                          | 189644         | 329340         |                        |                | 189644         | 329340         |
| 按投资构成分             | Grouped by Use of Funds               |                |                |                        |                |                |                |
| 建筑工程               | Construction                          | 2437455        | 2947422        | 1023200                | 1113165        | 1414255        | 1834257        |
| 安装工程               | Installation                          | 153917         | 138005         | 150100                 | 127264         | 3817           | 10741          |
| 设备工器具购置            | Purchase of Equipment and Instruments | 1126771        | 1433378        | 779300                 | 829133         | 347471         | 604245         |
| 其他                 | Others                                | 641585         | 280739         | 297700                 | 180456         | 343885         | 100283         |
| 按投资方向分             | Grouped by Type of Industry           | 4359728        | 4799544        | 2250300                | 2250018        | 2109428        | 2549526        |
| 第一产业               | Primary Industry                      | 749355         | 886446         | 312700                 | 390841         | 436655         | 495605         |
| 第二产业               | Secondary Industry                    | 1199608        | 1248255        | 1070500                | 1117224        | 129108         | 131031         |
| #工业                | Industry                              | 977156         | 1148929        | 942600                 | 1037297        | 34556          | 111632         |
| 第三产业               | Tertiary Industry                     | 2410765        | 2664843        | 867100                 | 741953         | 1543665        | 1922890        |
| #交通运输、             | Transportation, Postal and            |                |                |                        |                |                |                |
| 邮电通讯业              | Telecommunications Services           | 308401         | 374780         | 160700                 | 204413         | 147701         | 170367         |
| 文化教育事业             | Culture and Education                 | 254700         | 195934         | 254700                 | 195797         |                | 137            |
| 卫生体育福利和            | Health Care, Sports                   |                |                |                        |                |                |                |
| 社会服务业              | and Social Welfare                    | 213938         | 161661         | 178500                 | 116392         | 35438          | 45269          |
| 按具体投资项目分           | By Use of Projects                    |                |                |                        |                |                |                |
| 房屋                 | House                                 | 1464819        | 2238891        | 127400                 | 567693         | 1337419        | 1671198        |
| #住宅                | Residential Buildings                 | 1464819        | 1668588        | 127400                 | 83693          | 1337419        | 1584895        |
| 道路                 | Pathway                               | 162100         | 193558         | 162100                 | 193558         |                |                |
| 桥梁                 | Bridge                                | 28100          | 15932          | 28100                  | 15932          |                |                |
| 设备                 | Equipment                             | 1161814        | 1433257        | 805100                 | 829011         | 356714         | 604246         |
| 水利                 | Water conservancy                     | 229515         | 242330         | 204800                 | 206686         | 24715          | 35644          |
| 其他                 | Others                                | 1313380        | 675576         | 922800                 | 437138         | 390580         | 238438         |
| <b>本年施工房屋</b>      | <b>Floor Space Under</b>              |                |                |                        |                |                |                |
| 面积 (万平方米)          | Construction(10 000 sq.m)             | <b>10619</b>   | <b>9939</b>    | <b>3180</b>            | <b>2343</b>    | <b>7439</b>    | <b>7596</b>    |
| #住宅                | Residential Buildings                 | 7435           | 7444           | 388                    | 285            | 7047           | 7159           |
| <b>本年竣工房屋</b>      | <b>Floor Space Completed</b>          |                |                |                        |                |                |                |
| 面积 (万平方米)          | (10 000 sq.m)                         | <b>9658</b>    | <b>9119</b>    | <b>2520</b>            | <b>1787</b>    | <b>7138</b>    | <b>7332</b>    |
| #住宅                | Residential Buildings                 | 7198           | 7212           | 380                    | 263            | 6818           | 6949           |



6-42 各市农村固定资产投资完成情况 (2000年)

单位: 万元

| 市<br>City         | 农村固定资产投资额<br>Investment in Fixed Assets by Rural |                        |             | 建筑工程<br>Construction |                        |             |
|-------------------|--|------------------------|-------------|----------------------|------------------------|-------------|
|                   | 合计   | 非农户                    | 农户          | 合计                   | 非农户                    | 农户          |
|                   | Total  | Collective Owned Units | Individuals | Total                | Collective Owned Units | Individuals |
| 郑州市 Zhengzhou     | 990243   | 673172                 | 317071      | 526944               | 281441                 | 245503      |
| 开封市 Kaifeng       | 144958   | 49890                  | 95068       | 85838                | 23034                  | 62804       |
| 洛阳市 Luoyang       | 376131   | 237683                 | 138448      | 197095               | 103928                 | 93167       |
| 平顶山市 Pingdingshan | 151231   | 54853                  | 96378       | 104341               | 27728                  | 76613       |
| 安阳市 Anyang        | 216940   | 91693                  | 125247      | 128929               | 36763                  | 92166       |
| 鹤壁市 Hebi          | 50055  | 9223                   | 40832       | 39246                | 3833                   | 35413       |
| 新乡市 Xinxiang      | 269361   | 97718                  | 171643      | 158799               | 44644                  | 114155      |
| 焦作市 Jiaozuo       | 146644   | 62571                  | 84073       | 81323                | 24328                  | 56995       |
| 濮阳市 Puyang        | 130060   | 67174                  | 62886       | 69494                | 29971                  | 39523       |
| 许昌市 Xuchang       | 254163   | 116667                 | 137496      | 148284               | 54445                  | 93839       |
| 漯河市 Luohe         | 125767   | 57638                  | 68129       | 62661                | 21215                  | 41446       |
| 三门峡市 Sanmenxia    | 132234   | 91167                  | 41067       | 98503                | 67001                  | 31502       |
| 南阳市 Nanyang       | 468872   | 229024                 | 239848      | 330914               | 140360                 | 190554      |
| 商丘市 Shangqiu      | 236856   | 87656                  | 149200      | 136883               | 48723                  | 88160       |
| 信阳市 Xinyang       | 374761   | 120056                 | 254705      | 279581               | 76559                  | 203022      |
| 周口市 Zhoukou       | 405529   | 126157                 | 279372      | 276931               | 85899                  | 191032      |
| 驻马店市 Zhumadian    | 310473   | 78698                  | 231775      | 203888               | 44567                  | 159321      |
| 济源市 Jiyuan        | 41169  | 17745                  | 23424       | 27146                | 8012                   | 19134       |

6-42 续表1

单位: 万元

| 市<br>City         | 按投资方向分                 |             |       |                         |             |       |
|-------------------|------------------------|-------------|-------|-------------------------|-------------|-------|
|                   | 第一产业 Primary Industry  |             |       | 第二产业 Secondary Industry |             |       |
|                   | 合计                     | 非农户         | 农户    | 合计                      | 非农户         | 农户    |
| Total             | Collective Owned Units | Individuals | Total | Collective Owned Units  | Individuals |       |
| 郑州市 Zhengzhou     | 108285                 | 60550       | 47735 | 463067                  | 450604      | 12463 |
| 开封市 Kaifeng       | 34257                  | 5244        | 29013 | 30895                   | 22909       | 7986  |
| 洛阳市 Luoyang       | 49449                  | 29540       | 19909 | 140978                  | 134003      | 6975  |
| 平顶山市 Pingdingshan | 37747                  | 17109       | 20638 | 46421                   | 18184       | 28237 |
| 安阳市 Anyang        | 31582                  | 7753        | 23829 | 104215                  | 60437       | 43778 |
| 鹤壁市 Hebi          | 7359                   | 2306        | 5053  | 4725                    | 4700        | 25    |
| 新乡市 Xinxiang      | 49244                  | 9592        | 39652 | 67392                   | 63000       | 4392  |
| 焦作市 Jiaozuo       | 25066                  | 8867        | 16199 | 36088                   | 34957       | 1131  |
| 濮阳市 Puyang        | 31680                  | 13786       | 17894 | 37497                   | 33612       | 3885  |
| 许昌市 Xuchang       | 51464                  | 18544       | 32920 | 104600                  | 71911       | 32689 |
| 漯河市 Luohe         | 28218                  | 14289       | 13929 | 36037                   | 29895       | 6142  |
| 三门峡市 Sanmenxia    | 24229                  | 20385       | 3844  | 31611                   | 31490       | 121   |
| 南阳市 Nanyang       | 120976                 | 82409       | 38567 | 63437                   | 55102       | 8335  |
| 商丘市 Shangqiu      | 71034                  | 28263       | 42771 | 70755                   | 31368       | 39387 |
| 信阳市 Xinyang       | 57857                  | 34000       | 23857 | 54897                   | 23310       | 31587 |
| 周口市 Zhoukou       | 111106                 | 20515       | 90591 | 32552                   | 27116       | 5436  |
| 驻马店市 Zhumadian    | 99460                  | 18255       | 81205 | 38768                   | 26113       | 12655 |
| 济源市 Jiyuan        | 4417                   | 2694        | 1723  | 7986                    | 7834        | 152   |

## Investment in Fixed Assets of Rural by City(2000)

(10 000 yuan)

| 按投资构成分<br>Grouped by Use of Funds |                                     |                    |  |                                     |                    |               |                                     |                    |
|-----------------------------------|-------------------------------------|--------------------|--|-------------------------------------|--------------------|---------------|-------------------------------------|--------------------|
| 安装工程<br>Installation              |                                     |                    | 设备工器具购置<br>Purchase of Equipment and Instruments |                                     |                    | 其 他<br>Others |                                     |                    |
| 合 计                               | 非农户<br>Collective<br>Units<br>Owned | 农 户<br>Individuals | 合 计  | 非农户<br>Collective<br>Units<br>Owned | 农 户<br>Individuals | 合 计           | 非农户<br>Collective<br>Units<br>Owned | 农 户<br>Individuals |
| Total                             | Owned                               | Individuals        | Total  | Owned                               | Individuals        | Total         | Owned                               | Individuals        |
| 45464                             | 44224                               | 1240               | 346085   | 294801                              | 51284              | 71750         | 52706                               | 19044              |
| 885                               | 819                                 | 66                 | 51022  | 19825                               | 31197              | 7213          | 6212                                | 1001               |
| 9428                              | 8814                                | 614                | 144775   | 107835                              | 36940              | 24833         | 17106                               | 7727               |
| 3417                              | 2728                                | 689                | 25027  | 15108                               | 9919               | 18446         | 9289                                | 9157               |
| 7670                              | 7443                                | 227                | 63763  | 42747                               | 21016              | 16578         | 4740                                | 11838              |
| 1014                              | 1014                                |                    | 8991   | 4155                                | 4836               | 804           | 221                                 | 583                |
| 4418                              | 2761                                | 1657               | 100024   | 49020                               | 51004              | 6120          | 1293                                | 4827               |
| 3107                              | 2324                                | 783                | 56128  | 33390                               | 22738              | 6086          | 2529                                | 3557               |
| 4965                              | 4965                                |                    | 42076  | 24384                               | 17692              | 13525         | 7854                                | 5671               |
| 11309                             | 6521                                | 4788               | 75571  | 46904                               | 28667              | 18999         | 8797                                | 10202              |
| 4052                              | 3081                                | 971                | 52138  | 27852                               | 24286              | 6916          | 5490                                | 1426               |
| 3202                              | 3202                                |                    | 20520  | 13465                               | 7055               | 10009         | 7499                                | 2510               |
| 21597                             | 19687                               | 1910               | 80586  | 53671                               | 26915              | 35775         | 15306                               | 20469              |
| 2647                              | 1819                                | 828                | 77774  | 22419                               | 55355              | 19552         | 14695                               | 4857               |
| 11197                             | 7100                                | 4097               | 61679  | 23380                               | 38299              | 22304         | 13017                               | 9287               |
| 8499                              | 7685                                | 814                | 84520  | 24078                               | 60442              | 35579         | 8495                                | 27084              |
| 5918                              | 3601                                | 2317               | 88679  | 26489                               | 62190              | 11988         | 4041                                | 7947               |
| 538                               | 538                                 |                    | 8418   | 6526                                | 1892               | 5067          | 2669                                | 2398               |

continued

(10 000 yuan)

| Grouped by Type of Industry |                                     |                    |                        |                                     |                    |
|-----------------------------|-------------------------------------|--------------------|------------------------|-------------------------------------|--------------------|
| #工业 Industry                |                                     |                    | 第三产业 Tertiary Industry |                                     |                    |
| 合 计                         | 非农户<br>Collective<br>Units<br>Owned | 农 户<br>Individuals | 合 计                    | 非农户<br>Collective<br>Units<br>Owned | 农 户<br>Individuals |
| Total                       | Owned                               | Individuals        | Total                  | Owned                               | Individuals        |
| 426373                      | 419318                              | 7055               | 418891                 | 162018                              | 256873             |
| 22656                       | 21735                               | 921                | 79806                  | 21737                               | 58069              |
| 135544                      | 129200                              | 6344               | 185704                 | 74140                               | 111564             |
| 23739                       | 16934                               | 6805               | 67063                  | 19560                               | 47503              |
| 57279                       | 57274                               | 5                  | 81143                  | 23503                               | 57640              |
| 4147                        | 4122                                | 25                 | 37971                  | 2217                                | 35754              |
| 66620                       | 62737                               | 3883               | 152725                 | 25126                               | 127599             |
| 34696                       | 33565                               | 1131               | 85490                  | 18747                               | 66743              |
| 31036                       | 31036                               |                    | 60883                  | 19776                               | 41107              |
| 71376                       | 61293                               | 10083              | 98099                  | 26212                               | 71887              |
| 31653                       | 29115                               | 2538               | 61512                  | 13454                               | 48058              |
| 31611                       | 31490                               | 121                | 76394                  | 39292                               | 37102              |
| 55903                       | 51859                               | 4044               | 284459                 | 91513                               | 192946             |
| 31097                       | 23127                               | 7970               | 95067                  | 28025                               | 67042              |
| 19602                       | 15756                               | 3846               | 262007                 | 62746                               | 199261             |
| 27126                       | 25884                               | 1242               | 261871                 | 78526                               | 183345             |
| 27388                       | 23883                               | 3505               | 172245                 | 34330                               | 137915             |
| 7775                        | 7623                                | 152                | 28766                  | 7217                                | 21549              |

6-42 续表2

单位: 万元

| 市<br>City         | 按投资方向分  |                                     |                   |                                  |                                     |                   |
|-------------------|---|-------------------------------------|-------------------|----------------------------------|-------------------------------------|-------------------|
|                   | #交通运输、邮电通讯业<br>Transportation, Postal and<br>Telecom-munications Services |                                     |                   | #文化教育事业<br>Culture and Education |                                     |                   |
|                   | 合计<br>Total   | 非农户<br>Collective<br>Units<br>Owned | 农户<br>Individuals | 合计<br>Total                      | 非农户<br>Collective<br>Units<br>Owned | 农户<br>Individuals |
| 郑州市 Zhengzhou     | 58913   | 41087                               | 17826             | 34572                            | 33670                               | 902               |
| 开封市 Kaifeng       | 8756  | 6081                                | 2675              | 11320                            | 4610                                | 6710              |
| 洛阳市 Luoyang       | 38019   | 19562                               | 18457             | 17053                            | 16670                               | 383               |
| 平顶山市 Pingdingshan | 10125   | 4238                                | 5887              | 9980                             | 5852                                | 4128              |
| 安阳市 Anyang        | 8506  | 6832                                | 1674              | 10786                            | 10554                               | 232               |
| 鹤壁市 Hebi          | 1537  | 259                                 | 1278              | 634                              | 560                                 | 74                |
| 新乡市 Xinxiang      | 23940   | 11976                               | 11964             | 5766                             | 4104                                | 1662              |
| 焦作市 Jiaozuo       | 19508   | 8287                                | 11221             | 2357                             | 2205                                | 152               |
| 濮阳市 Puyang        | 14666   | 9113                                | 5553              | 1186                             | 1172                                | 14                |
| 许昌市 Xuchang       | 13512   | 5333                                | 8179              | 9070                             | 8910                                | 160               |
| 漯河市 Luohe         | 5687  | 1903                                | 3784              | 4249                             | 2605                                | 1644              |
| 三门峡市 Sanmenxia    | 16137   | 10660                               | 5477              | 9487                             | 9487                                |                   |
| 南阳市 Nanyang       | 45341   | 34465                               | 10876             | 22223                            | 20511                               | 1712              |
| 商丘市 Shangqiu      | 18174   | 9786                                | 8388              | 11210                            | 9919                                | 1291              |
| 信阳市 Xinyang       | 37398   | 19938                               | 17460             | 16116                            | 14670                               | 1446              |
| 周口市 Zhokou        | 23623   | 12455                               | 11168             | 34465                            | 34465                               |                   |
| 驻马店市 Zhumadian    | 21159   | 3923                                | 17236             | 14695                            | 13491                               | 1204              |
| 济源市 Jiyuan        | 2214  | 223                                 | 1991              | 3975                             | 3975                                |                   |

6-42 续表3

单位: 万元

| 市<br>City         | 按具体投资项目分    |                                     |                   |             |                                     |                   |
|-------------------|-------------|-------------------------------------|-------------------|-------------|-------------------------------------|-------------------|
|                   | 道路 Pathway  |                                     |                   | 桥梁 Bridge   |                                     |                   |
|                   | 合计<br>Total | 非农户<br>Collective<br>Units<br>Owned | 农户<br>Individuals | 合计<br>Total | 非农户<br>Collective<br>Units<br>Owned | 农户<br>Individuals |
| 郑州市 Zhengzhou     | 36560       | 36525                               | 35                | 1925        | 1676                                | 249               |
| 开封市 Kaifeng       | 6336        | 6336                                |                   | 106         | 106                                 |                   |
| 洛阳市 Luoyang       | 19571       | 19279                               | 292               | 973         | 973                                 |                   |
| 平顶山市 Pingdingshan | 6331        | 5602                                | 729               | 238         | 238                                 |                   |
| 安阳市 Anyang        | 6550        | 6550                                |                   | 15          | 15                                  |                   |
| 鹤壁市 Hebi          | 91          | 91                                  |                   | 1           | 1                                   |                   |
| 新乡市 Xinxiang      | 12624       | 12624                               |                   | 306         | 306                                 |                   |
| 焦作市 Jiaozuo       | 4381        | 3684                                | 697               |             |                                     |                   |
| 濮阳市 Puyang        | 10096       | 9227                                | 869               |             |                                     |                   |
| 许昌市 Xuchang       | 6237        | 6237                                |                   | 496         | 496                                 |                   |
| 漯河市 Luohe         | 2315        | 2315                                |                   | 615         | 615                                 |                   |
| 三门峡市 Sanmenxia    | 8989        | 8989                                |                   | 140         | 140                                 |                   |
| 南阳市 Nanyang       | 35116       | 32734                               | 2382              | 5925        | 5865                                | 60                |
| 商丘市 Shangqiu      | 13951       | 13951                               |                   | 262         | 262                                 |                   |
| 信阳市 Xinyang       | 16206       | 16206                               |                   | 3774        | 3774                                |                   |
| 周口市 Zhokou        | 10474       | 10474                               |                   | 1154        | 1154                                |                   |
| 驻马店市 Zhumadian    | 4805        | 3839                                | 966               | 1614        | 443                                 | 1171              |
| 济源市 Jiyuan        | 510         | 510                                 |                   |             |                                     |                   |

continued

(10 000 yuan)

| Grouped by Type of Industry<br>#卫生体育福利和社会服务业<br>Health Care, Sports<br>and Social Welfare |                                     |                   | 按具体投资项目分    |                                     |                   |                              |                                     |                   |
|---|-------------------------------------|-------------------|-------------|-------------------------------------|-------------------|------------------------------|-------------------------------------|-------------------|
|   |                                     |                   | 房屋<br>House |                                     |                   | #住宅<br>Residential Buildings |                                     |                   |
| 合计<br>Total   | 非农户<br>Collective<br>Units<br>Owned | 农户<br>Individuals | 合计<br>Total | 非农户<br>Collective<br>Units<br>Owned | 农户<br>Individuals | 合计<br>Total                  | 非农户<br>Collective<br>Units<br>Owned | 农户<br>Individuals |
| 40702   | 33386                               | 7316              | 388364      | 158010                              | 230354            | 252622                       | 26520                               | 226102            |
| 3003  | 2045                                | 958               | 70347       | 9100                                | 61247             | 49717                        | 827                                 | 48890             |
| 25223   | 21978                               | 3245              | 148618      | 58817                               | 89801             | 96202                        | 8560                                | 87642             |
| 6120  | 4038                                | 2082              | 74688       | 10172                               | 64516             | 55351                        | 1800                                | 53551             |
| 3309  | 2343                                | 966               | 115423      | 25872                               | 89551             | 93901                        | 5219                                | 88682             |
| 448   | 407                                 | 41                | 36426       | 2174                                | 34252             | 32871                        | 543                                 | 32328             |
| 13267   | 6220                                | 7047              | 132236      | 19744                               | 112492            | 113304                       | 2130                                | 111174            |
| 4426  | 3374                                | 1052              | 68495       | 15326                               | 53169             | 53645                        | 811                                 | 52834             |
| 6457  | 2137                                | 4320              | 49776       | 17368                               | 32408             | 35512                        | 3900                                | 31612             |
| 4125  | 1456                                | 2669              | 108717      | 31750                               | 76967             | 71910                        | 1604                                | 70306             |
| 1857  | 1651                                | 206               | 56713       | 16258                               | 40455             | 40048                        | 2658                                | 37390             |
| 3891  | 3891                                |                   | 55045       | 23543                               | 31502             | 33844                        | 3963                                | 29881             |
| 12847   | 10057                               | 2790              | 222222      | 41938                               | 180284            | 176201                       | 6636                                | 169565            |
| 4687  | 3556                                | 1131              | 107785      | 25802                               | 81983             | 81693                        | 2080                                | 79613             |
| 4698  | 3857                                | 841               | 226857      | 31228                               | 195629            | 194408                       | 5371                                | 189037            |
| 6798  | 5209                                | 1589              | 235268      | 52998                               | 182270            | 173838                       | 2896                                | 170942            |
| 30198   | 10711                               | 19487             | 174587      | 27045                               | 147542            | 130977                       | 4592                                | 126385            |
| 1159  | 1045                                | 114               | 12177       | 5286                                | 6891              | 9621                         | 4282                                | 5339              |

continued

(10 000 yuan)

| 设备 Equipment |                                     |                   | 水利 Whter conservancy |                                     |                   | 其他 Others   |                                     |                   |
|--------------|-------------------------------------|-------------------|----------------------|-------------------------------------|-------------------|-------------|-------------------------------------|-------------------|
| 合计<br>Total  | 非农户<br>Collective<br>Units<br>Owned | 农户<br>Individuals | 合计<br>Total          | 非农户<br>Collective<br>Units<br>Owned | 农户<br>Individuals | 合计<br>Total | 非农户<br>Collective<br>Units<br>Owned | 农户<br>Individuals |
| 346085       | 294801                              | 51284             | 23429                | 22364                               | 1065              | 193880      | 159796                              | 34084             |
| 51022        | 19825                               | 31197             | 4596                 | 3561                                | 1035              | 12551       | 10962                               | 1589              |
| 144775       | 107835                              | 36940             | 16284                | 15063                               | 1221              | 45910       | 35716                               | 10194             |
| 25027        | 15108                               | 9919              | 14887                | 8153                                | 6734              | 30060       | 15580                               | 14480             |
| 63763        | 42747                               | 21016             | 5588                 | 4236                                | 1352              | 25601       | 12273                               | 13328             |
| 8991         | 4155                                | 4836              | 2203                 | 1042                                | 1161              | 2343        | 1760                                | 583               |
| 100024       | 49020                               | 51004             | 7420                 | 6777                                | 643               | 16751       | 9247                                | 7504              |
| 56128        | 33390                               | 22738             | 6158                 | 3792                                | 2366              | 11482       | 6379                                | 5103              |
| 42076        | 24384                               | 17692             | 10776                | 4294                                | 6482              | 17336       | 11901                               | 5435              |
| 77571        | 46904                               | 30667             | 16739                | 7399                                | 9340              | 44403       | 23881                               | 20522             |
| 52138        | 27852                               | 24286             | 1626                 | 1055                                | 571               | 12360       | 9543                                | 2817              |
| 20520        | 13465                               | 7055              | 11231                | 11231                               |                   | 36309       | 33799                               | 2510              |
| 80586        | 53671                               | 26915             | 57794                | 51674                               | 6120              | 67229       | 43142                               | 24087             |
| 77773        | 22418                               | 55355             | 17450                | 13388                               | 4062              | 19635       | 11835                               | 7800              |
| 63155        | 23257                               | 39898             | 27301                | 22442                               | 4859              | 37468       | 23149                               | 14319             |
| 84521        | 24079                               | 60442             | 24246                | 16776                               | 7470              | 49866       | 20676                               | 29190             |
| 88680        | 26489                               | 62191             | 22025                | 12604                               | 9421              | 18762       | 8278                                | 10484             |
| 8418         | 6526                                | 1892              | 3937                 | 2558                                | 1379              | 16127       | 2865                                | 13262             |

6-42 续表4 continued

单位: 万平方米

(10 000 sq.m)

| 市<br>City         | 本年施工房屋面积<br>Floor Space Under Construction |                                     |                   |                              |                                     |                   |
|-------------------|--|-------------------------------------|-------------------|------------------------------|-------------------------------------|-------------------|
|                   |  |                                     |                   | #住宅<br>Residential Buildings |                                     |                   |
|                   | 合计<br>Total                                | 非农户<br>Collective<br>Units<br>Owned | 农户<br>Individuals | 合计<br>Total                  | 非农户<br>Collective<br>Units<br>Owned | 农户<br>Individuals |
| 郑州市 Zhengzhou     | 2212                                       | 766                                 | 1446              | 1131                         | 79                                  | 1052              |
| 开封市 Kaifeng       | 329  | 49                                  | 280               | 264                          | 4                                   | 260               |
| 洛阳市 Luoyang       | 1131                                       | 346                                 | 785               | 798                          | 30                                  | 768               |
| 平顶山市 Pingdingshan | 828  | 34                                  | 794               | 715                          | 6                                   | 709               |
| 安阳市 Anyang        | 819  | 228                                 | 591               | 605                          | 16                                  | 589               |
| 鹤壁市 Hebi          | 182  | 7                                   | 175               | 166                          | 2                                   | 164               |
| 新乡市 Xinxiang      | 621  | 54                                  | 567               | 569                          | 10                                  | 559               |
| 焦作市 Jiaozuo       | 413  | 54                                  | 359               | 354                          | 3                                   | 351               |
| 濮阳市 Puyang        | 255  | 44                                  | 211               | 200                          | 8                                   | 192               |
| 许昌市 Xuchang       | 547  | 91                                  | 456               | 426                          | 10                                  | 416               |
| 漯河市 Luohe         | 291  | 63                                  | 228               | 234                          | 13                                  | 221               |
| 三门峡市 Sanmenxia    | 189  | 62                                  | 127               | 131                          | 10                                  | 121               |
| 南阳市 Nanyang       | 979  | 152                                 | 827               | 809                          | 28                                  | 781               |
| 商丘市 Shangqiu      | 561  | 14                                  | 547               | 522                          | 1                                   | 521               |
| 信阳市 Xinyang       | 1167                                       | 128                                 | 1039              | 1042                         | 30                                  | 1012              |
| 周口市 Zhoukou       | 1008                                       | 142                                 | 866               | 833                          | 9                                   | 824               |
| 驻马店市 Zhumadian    | 822  | 90                                  | 732               | 643                          | 13                                  | 630               |
| 济源市 Jiyuan        | 47   | 21                                  | 26                | 38                           | 13                                  | 25                |

| 市<br>City         | 本年竣工房屋面积<br>Floor Space Completed |                                     |                   |                              |                                     |                   |
|-------------------|-----------------------------------|-------------------------------------|-------------------|------------------------------|-------------------------------------|-------------------|
|                   |                                   |                                     |                   | #住宅<br>Residential Buildings |                                     |                   |
|                   | 合计<br>Total                       | 非农户<br>Collective<br>Units<br>Owned | 农户<br>Individuals | 合计<br>Total                  | 非农户<br>Collective<br>Units<br>Owned | 农户<br>Individuals |
| 郑州市 Zhengzhou     | 1554                              | 409                                 | 1145              | 1088                         | 75                                  | 1013              |
| 开封市 Kaifeng       | 328                               | 48                                  | 280               | 258                          | 4                                   | 254               |
| 洛阳市 Luoyang       | 948                               | 328                                 | 620               | 607                          | 18                                  | 589               |
| 平顶山市 Pingdingshan | 772                               | 26                                  | 746               | 675                          | 5                                   | 670               |
| 安阳市 Anyang        | 755                               | 164                                 | 591               | 600                          | 12                                  | 588               |
| 鹤壁市 Hebi          | 172                               | 7                                   | 165               | 153                          | 2                                   | 151               |
| 新乡市 Xinxiang      | 600                               | 53                                  | 547               | 548                          | 10                                  | 538               |
| 焦作市 Jiaozuo       | 357                               | 51                                  | 306               | 309                          | 3                                   | 306               |
| 濮阳市 Puyang        | 246                               | 35                                  | 211               | 199                          | 6                                   | 193               |
| 许昌市 Xuchang       | 529                               | 88                                  | 441               | 416                          | 10                                  | 406               |
| 漯河市 Luohe         | 274                               | 46                                  | 228               | 235                          | 13                                  | 222               |
| 三门峡市 Sanmenxia    | 183                               | 57                                  | 126               | 130                          | 10                                  | 120               |
| 南阳市 Nanyang       | 904                               | 127                                 | 777               | 761                          | 23                                  | 738               |
| 商丘市 Shangqiu      | 561                               | 14                                  | 547               | 522                          | 1                                   | 521               |
| 信阳市 Xinyang       | 1078                              | 89                                  | 989               | 994                          | 37                                  | 957               |
| 周口市 Zhoukou       | 979                               | 141                                 | 838               | 796                          | 8                                   | 788               |
| 驻马店市 Zhumadian    | 814                               | 82                                  | 732               | 637                          | 12                                  | 625               |
| 济源市 Jiyuan        | 46                                | 20                                  | 26                | 38                           | 13                                  | 25                |

## 主要统计指标解释

**全社会固定资产投资** 固定资产投资是社会固定资产再生产的主要手段。通过建造和购置固定资产的活动，国民经济不断采用先进技术装备，建立新兴部门，进一步调整经济结构和生产力的地区分布，增强经济实力，为改善人民物质文化生活创造物质条件。这对我国的社会主义现代化建设具有重要意义。

固定资产投资额是以货币表现的建造和购置固定资产活动的工作量，它是反映固定资产投资规模、速度、比例关系和使用方向的综合性指标。全社会固定资产投资按经济类型可分为国有、集体、个体、联营、股份制、外商、港澳台商、其他等。按照管理渠道，全社会固定资产投资总额分为基本建设、更新改造、房地产开发投资和其他固定资产投资四个部分。

**基本建设投资** 基本建设指企业、事业、行政单位以扩大生产能力或工程效益为主要目的的新建、扩建工程及有关工作。其综合范围为总投资 50 万元以上(含 50 万元，下同)的基本建设项目。具体包括：(1)列入中央和各级地方本年基本建设计划的建设项目，以及虽未列入本年基本建设计划，但使用以前年度基建计划内结转投资(包括利用基建库存设备材料)在本年继续施工的建设项目；(2)本年基本建设计划内投资与更新改造计划内投资结合安排的新建项目和新增生产能力(或工程效益)达到大中型项目标准的扩建项目，以及为改变生产力布局而进行的全厂性迁建项目；(3)国有单位既未列入基建计划，也未列入更新改造计划的总投资在 50 万元以上的新建、扩建、恢复项目和为改变生产力布局而进行的全厂性迁建项目，以及行政、事业单位增建业务用房和行政单位增建生活福利设施的项目。

**更新改造投资** 更新改造指企业、事业单位对原有设施进行固定资产更新和技术改造，以及相应配套的工程和有关工作(不包括大修理和维护工程)。其综合范围为总投资 50 万元以上的更新改造项目。具体包括：(1)列入中央和各级地方本年更新改造计划的投资单位(项目)和虽未列入本年更新改造计划，但使用上年更新改造计划内结转的投资在本年继续施工的项目；(2)本年更新改造计划内投资与基本建设计划内投资结合安排的对企、事业单位原有设施进行技术改造或更新的项目和增建主要生产车间、分厂等其新增生产能力(或工程效益)未达到大中型项目标准的项目，以及由于城市环境保护和安全生产的需要而进行的迁建工程；(3)国有企、事业单位既未列入基建计划也未列入更新改造计划，总投资在 50 万元以上的属于改建或更新改造性质的项目，以及由于城市环境保护和安全生产的需要而进行的迁建工程。

**房地产开发投资** 指房地产开发公司、商品房建设公司及其他房地产开发法人单位和附属于其他法人单位实际从事房地产开发或经营的活动单位统一开发的包括统代建、拆迁还建的住宅、厂房、仓库、饭店、宾馆、度假村、写字楼、办公楼等房屋建筑物和配套的服务设施，土地开发工程(如道路、给水、排水、供电、供热、通讯、平整场地等基础设施工程)的投资；不包括单纯的土地交易活动。

**其他固定资产投资** 指全社会固定资产投资中未列入基本建设、更新改造和房地产开发投资的建造和购置固定资产的活动。具体包括：

(1)国有单位按规定不纳入基本建设计划和更新改造计划管理，计划总投资(或实际需要总投资)在 50 万元以上的以下工程：①用油田维护费和石油开发基金进行的油田维护和开发工程；②煤炭、铁矿、森工等采掘采伐业用维简费进行的开拓延伸工程；③交通部门用公路养路费对原有公路、桥梁进行改建的工程；④商业部门用简易建筑费建造的仓库工程。

(2)城镇集体固定资产投资：指所有隶属城市、县城和经国务院及省、自治区、直辖市批准建制的镇领导的集体单位(乡镇企业局管理的除外)建造和购置固定资产计划总投资(或实际需要总投资)在 50 万元以上的项目。

(3)外的其他各种企、事业单位、个体建造和购置固定资产总投资在 50 万元以上的、未列入基本建设计划和更新改造计划的项目。

**城镇和工矿区私人建房投资和农村个人投资** 城镇和工矿区私人建房包括市、县城、镇、工矿区所辖范围内的全部私人建房，不论其房主是否系本地的常住户口均应包括。农村个人投资包括农村个人建房及购置生产性固定资产的投资。

**固定资产投资的资金来源** 根据固定资产投资的资金来源不同，分为国家预算内资金、国内贷款、利用外资、自筹资金和其他资金来源。

(1)国家预算内资金：指中央财政和地方财政中由国家统筹安排的基本建设拨款和更新改造拨款，以及中央财政安排的专项拨款中用于基本建设的资金和基本建设拨款改贷款的资金等。

(2)国内贷款：指报告期内企、事业单位向银行及非银行金融机构借入的用于固定资产投资的各种国内借款。包括银行利用自有资金及吸收的存款发放的贷款、上级主管部门拨入的国内贷款、国家专项贷款(包括煤代油贷款、劳改煤矿专项贷款等)、地方财政专项资金安排的贷款、国内储备贷款、周转贷款等。

(3)利用外资：指报告期内收到的用于固定资产投资的国外资金，包括统借统还、自借自还的国外贷款，中外合资项目中的外资，以及对外发行债券和股票等。国家统借统还的外资指由政府出面同外国政府、团体或金融组织签订贷款协议，并负责偿还本息的国外贷款。

(4)自筹资金：指建设单位报告期内收到的，用于进行固定资产投资的上级主管部门、地方和企、事业单位自筹资金。

(5)其他资金来源：指报告期内收到的除以上各种拨款、借款、自筹资金之外，其他用于固定资产投资的资金。

**固定资产投资按国民经济行业分** 建设项目归哪个行业，按其建成投产后的主要产品或主要用途及社会经济活动性质来确定。基本建设按建设项目划分国民经济行业，更新改造、国有单位其他固定资产投资及城镇集体投资根据整个企业、事业单位所属的行业来划分。一般情况下，一个建设项目或一个企业、事业单位只能属于一种国民经济行业。为了更准确地反映国民经济各行业之间的比例关系，联合企业(总厂)所属分厂属于不同行业的，原则上按分厂划分行业。

**固定资产投资按建设性质分** 建设项目的性质一般分为新建、扩建、改建、迁建、恢复。基本建设按建设项目划分建设性质，更新改造、国有单位其他固定资产投资及城镇集体投资等按整个企业、事业单位的建设情况确定建设性质，房地产开发单位、农村投资、城镇工矿区私人建房等投资不划分建设性质。

(1)新建：一般是指从无到有、“平地起家”新开始建设的单位。有的单位原有的基础很小，经过建设后其新增加的固定资产价值超过原有固定资产价值(原值)三倍以上的也算新建。

(2)扩建：一般是指为扩大原有产品的生产能力，在厂内或其他地点增建主要生产车间(或主要工程)、独立的生产线或分厂的企业；事业单位和行政单位在原单位增建业务用房(如学校增建教学用房、医院增建门诊部或病床用房、行政机关增建办公楼等)也作为扩建。

(3)改建：一般是指现有企业、事业单位为了技术进步，提高产品质量，增加花色品种，促进产品升级换代，降低消耗和成本，加强资源综合利用和三废治理、劳保安全等，采用新技术、新工艺、新设备、新材料等对现有设施、工艺条件进行技术改造或更新(包括相应配套的辅助性生产、生活福利设施)。有的企业为充分发挥现有生产能力，进行填平补齐而增建不增加本单位主要产品生产能力的车间等，也属于改建。

**固定资产投资按构成分** 固定资产投资活动按其工作内容和实现方式分为建筑安装工程，设备、工具、器具购置，其他费用三个部分。

(1)建筑安装工程(建筑安装工作量)：指各种房屋、建筑物的建造工程和各种设备、装置的安装工程。包括各种房屋建造工程，各种用途设备基础和各种工业窑炉的砌筑工程；为施工而进行的各种准备工作和临时工程以及完工后的清理工作等；铁路、道路的铺设，矿井的开凿及石油管道的架设等；水利工程；防空地下建筑等特殊工程；以及各种机械设备的安装工程；为测定安装工程质量，对设备进行的试运工作。在安装工程中，不包括被安装设备本身的价值。

(2)设备、工具、器具购置：指购置或自制达到固定资产标准的设备、工具、器具的价值，固定资产的标准按财务部门规定。新建单位、扩建单位的新建车间按照设计和计划要求购置或自制的全部设备、工具、器具，不论是否达到固定资产标准均计入“设备、工具、器具购置”中。

(3)其他费用：指在固定资产建造和购置过程中发生的，除建筑安装工程和设备、工具、器具购置以外的各种应摊入固定资产的费用。

**基本建设项目按大中小型划分** 基本建设划分大中小型项目原则上应按照上级批准的设计任务书或初步设计所确定的总规模或总投资划分，没有正式批准设计任务书或初步设计的，按国家或省、自治区、直辖市年度基本建设投资计划中所列的总规模或总投资划分。上述两条均不具备的，按本年计划施工工程的建设总规模或总投资划分。生产单一产品的工业项目，按产品的设计能力划分；生产多种产品的工业项目，按其主要产品的设计能力划分。品种繁多，难以按生产能力划分的，按全部计划投资额划分。划分标准以国家颁发的《大中小型建设项目划分标准》为依据。国家曾在1953年、1962年、1972年、1977年和1979年先后五次修订《大中小型建设项目划分标准》，因此各历史时期的大中型项目数不完全可比。

**施工项目** 指报告期内曾进行建筑或安装工程施工活动的建设项目，包括报告期内新开工项目、报告期以前开工跨入报告期继续施工的项目以及报告期施过工并在报告期内全部建成投产或停缓建的项目。

**全部建成投产项目** 工业项目是指设计文件规定形成生产能力的主体工程及其相应配套的辅助设施全部建成，经负荷试运转，证明具备生产设计规定合格产品的条件，并经过验收鉴定合格或达到竣工验收标准，与生产性工程配套的生活福利设施可以满足近期正常生产的需要，正式移交生产的建设项目。非工业项目是指设计文件规定的主体工程和相应的配套工程全部建成，能够发挥设计规定的全部效益，经验收鉴定合格或达到竣工验收标准，正式移交使用的建设项目。

**新增生产能力** 指通过固定资产投资活动而增加的设计能力或工程效益，它是用实物形态表示的固定资产投资的成果。新增生产能力的计算，是以能独立发挥生产能力或工程效益的单项工程(或项目)为对象。当单项工程(或项目)建成，经有关部

门鉴定合格，正式移交投入生产，即可计算新增生产能力。

新增生产能力或工程效益有以下几种表现形式：

- (1)以建设项目或单项工程建成后的年生产能力表示，如煤炭开采、石油开采等。
- (2)以建设项目或单项工程建成后处理原料的能力表示，如选矿工程的年处理矿石能力、洗煤厂年洗原煤能力等。
- (3)以新增的主要设备数量或容量表示，如棉纺锭锭数、发电机组容量等。
- (4)以建筑物容积、容量、面积或长度表示，如水库容量、铁路公路里程等。

新增生产能力的数量一般按设计能力计算。设计能力是指设计文件中规定的在正常情况下能够达到的生产能力，而不论投产后的实际产量如何。以设备数量、建筑物容积、面积、长度等表示的新增生产能力或工程效益，则按建成的实际数量计算。

**房屋建筑面积** 指从房屋外墙线算起的各层平面面积的总和，包括可供使用的有效面积和房屋结构(如柱、墙)占用的面积。多层建筑按各层(包括地下室)面积总和计算。

**住宅建筑面积** 指施工和竣工房屋建筑面积中供居住用的施工和竣工房屋建筑面积。

**施工面积** 指报告期内施工的全部房屋建筑面积。包括本期新开工的面积、上期跨入本期继续施工的房屋面积、上期停缓建在本期恢复施工的房屋面积、本期竣工的房屋面积及本期施工后又停缓建的房屋面积。

**竣工面积** 指在报告期内房屋建筑按照设计要求已全部完工，达到住人和使用条件，经验收鉴定合格，正式移交使用单位的建筑面积。

**房屋建筑面积竣工率** 指一定时期内房屋竣工面积占同期房屋施工面积的比率。它是从房屋建筑施工速度的角度反映投资效果和建筑业经济效益的指标。

**新增固定资产** 指通过投资活动所形成的新的固定资产价值，包括已经建成投入生产或交付使用的工程价值和达到固定资产标准的设备、工具、器具的价值及有关应摊入的费用。它是以价值形式表示的固定资产投资成果的综合性指标，可以综合反映不同时期、不同部门、不同地区的固定资产投资成果。

**建设项目投产率** 指一定时期内全部建成投入生产项目个数与同期正式施工项目个数的比率。它是从项目建设速度的角度反映投资效果的指标。

**固定资产交付使用率** 指一定时期新增固定资产与同期完成投资额的比率。它是反映各个时期固定资产动用速度，衡量建设过程中投资效果的一个综合性指标。



## Explanatory Notes on Main Statistical Indicators

**Total Investment in Fixed Assets in the Whole Country** Investment in fixed assets is the essential means for social reproduction of fixed assets. By means of construction and purchase of fixed assets, more advanced technologies and equipment are adopted in the national economy, and new sectors are established, which promote the adjustment of economic structure and the regional distribution of productive forces and enhance the economic strengths so as to provide the material conditions for improving people's livelihood. This is significant for speeding up the drive of socialist modernization in China.

Amount of investment in fixed assets refers to the volume of activities in construction and purchases of fixed assets in monetary terms. It is a comprehensive indicator, which shows the size, pace, proportional relations and use orientation of the investment in fixed assets. Total investment in fixed assets in the whole country includes, by status of economic ownership, the investment by the state-owned units, collective units, individuals, joint ownership units, share-holding units, as well as investment by businessmen from foreign countries and from Hong Kong, Macao and Taiwan, and by other units. According to China's current management system, the investment in fixed assets in the whole country is classified into the following four parts: investment in capital construction, investment in innovation, investment in real estates development and other investment in fixed assets.

**Investment in Capital Construction** Capital construction refers to the new construction projects or extension projects and the related work of the enterprises, institutions or administrative units mainly for the purpose of expanding production capacity or improving project efficiency covering only projects each with a total investment of 500,000 RMB yuan and over. It includes:(1) projects listed in the capital construction plan of the current year of the central government and the local governments at various levels as well as the projects, though not listed in the capital construction plan of the current year, but continued to be constructed in this year, using the investment listed in the plan of capital construction of previous years and carried forward to this year (also using the equipment and materials kept in stock of the capital construction);(2) new construction projects arranged both in the plan of capital construction and the plan of innovation; extension projects with the newly increased production capacity (or project efficiency) up to the standard of a large and medium-sized project; and the projects of moving the whole factory to a new site so as to improve the distribution of productive forces; (3) new construction projects, extension projects or restoration projects with the total investment of 500,000 RMB yuan and over by the state-owned units, though listed neither in the plan of capital construction nor in the plan of innovation; the projects in the state-owned units of moving the whole factory to a new site so as to improve the distribution of productive forces; and the projects of building additional business houses by the administrative units and institutions and building welfare facilities by the administrative units.

**Investment in Innovation** Innovation refers to the renewal of fixed assets and technological innovation of the original facilities by the enterprises and institutions as well as the corresponding supplementary projects and the related work (excluding major overhaul and maintenance projects) covering only projects each with a total investment of 500,000 RMB yuan and over. It includes: (1) projects listed in the innovation plan of the current year of the central government and the local governments at various levels as well as the projects, though not listed in the innovation plan of the current year, but continued to be constructed in this year, using the investment listed in the plan of innovation of previous years and carried forward to this year; (2) projects of technological innovation or renewal of the original facilities, arranged both in the plan of innovation and in the plan of capital construction; extension projects (main workshops or a branch of the factory) with the newly increased production capacity (or project efficiency) not up to the standard of a large and medium-sized project; and the projects of moving the whole factory to a new site so as to meet the requirements of urban environmental protection or safe production; (3) projects of reconstruction or technological innovation with the total investment of 500,000 RMB yuan and over by the state-owned units, though listed neither in the plan of capital construction nor in the plan of innovation; the projects in the state-owned units of moving the whole factory to a new site so as to meet the requirements of urban environmental protection or safe production.

**Investment in Real Estate Development** It includes the investment by the real estate development companies, commercial buildings construction companies and other real estate development units of various types of ownership in the construction of house buildings, such as residential buildings, factory buildings, warehouses, hotels, guesthouses, holiday villages, office buildings, and the

complementary service facilities and land development projects, such as roads, water supply, water drainage, power supply, heating, telecommunications, land leveling and other projects of infrastructure. It excludes the activities in simple land transactions.

**Other Investment in Fixed Assets** refers to the construction and purchases of fixed assets not listed in the investment in capital construction, investment in innovation and investment in real estate development. It includes:

A) The following projects of the state-owned units with the total planned (or actually needed) investment of 500,000 yuan and over, which are not included in the plan of capital construction and the plan of innovation: (1) projects of oil fields maintenance and exploitation with the oil fields maintenance funds and petroleum development funds; (2) opening and extending projects with the maintenance funds in coal, ore and other mining enterprises and logging enterprises; (3) project of reconstruction of the original highways and bridges with the highway maintenance funds in the department of communication; (4) projects of construction of warehouses with the funds of simple construction in the commercial department.

B) The investment in fixed assets by urban collective units: refer to projects of construction and purchases of fixed assets with the planned total investment of 500,000 yuan and over by all collective units in cities and county towns and in townships which are approved by the State Council or provincial governments, excluding investment by collective units under township enterprise administration offices.

C) The projects of construction and purchases of fixed assets by the enterprises, institutions or individuals other than those mentioned above with total investment of 500,000 yuan and over, which are not included in the plan of capital construction and the plan of innovation.

**Private Investment in House Construction in Urban Areas, Industrial and Mining Areas and Individual Investment in Rural Areas** The private house construction in the urban areas and industrial and mining areas includes all the private house construction under the jurisdiction of cities, counties, towns and industrial and mining areas, no matter whether the owner of the house is registered as the permanent resident in the locality or not. The individual investment in the rural areas includes the investment in house construction and purchase of productive fixed assets by the individuals in the rural areas.

**Sources of Funds for Investment in Fixed Assets** state budgetary appropriation, domestic loans, foreign investment, self-raised funds, and others.

(1) State budgetary appropriation refers to appropriation in the budget of the central and local governments earmarked for capital construction and for innovation projects, and the special appropriation from the budget of the central government for capital construction and for the transfer fund to banks to be issued as loans for capital construction projects.

(2) Domestic loans refer to various funds borrowed by enterprises and institutions from banks and non-bank financial institutions assets, including loans issued by banks from their self-owned funds and deposit, loans appropriated by higher responsible authorities, special loans by government (including loan for replacing petroleum with coal, special loan for reform-through-labour coal mines), loans arranged by local government from special funds, domestic reserve loan, and working loan, etc.

(3) Foreign Investment refers to foreign funds received during the reference period for the purpose of investment in fixed assets, including foreign funds borrowed and managed by the government, by individual units, foreign fund in joint venture program, and issue of bonds and stocks at the international financial markets. The foreign funds borrowed and managed by the government refer to foreign loans borrowed by the government from foreign governments, organizations, or financial institutions under official agreements signed by both parties, under which government is responsible for the repayment of both the principal and interests of the foreign loans.

(4) Self-raised funds refer to funds received by construction enterprises from their higher responsible authorities, local governments, or raised by enterprises or institutions themselves for the purpose of investment in fixed assets during the reference period.

(5) Others refer to funds received during the reference period which are not included in the above-mentioned sources.

**Investment in Fixed Assets by Sector** The classification of construction projects by sector is determined by the major products or the purpose of the projects when they are put into production or use, and by the nature of their social economic activities. The investment in capital construction is classified by construction projects, while investment in innovation, other investment by state-owned units and urban collective units are classified according to the sector which the whole enterprise or institution belongs to. In general, one project or one enterprise or institution can only belong to one sector. In order to reflect more accurately the proportions

among various sectors, the branch factories of integrated complex are classified into different sectors according to their economic activities.

**Investment in Fixed Assets by Type of Construction** The construction projects in general can be classified by the type of construction into new construction, expansion, reconstruction and moving away. In capital construction, the type of construction is determined by the condition of the project. In investment in innovation, in other investment by state-owned units and investment by collective-owned units, the type of construction is determined by the condition of the whole enterprise or institutions. Investment by type of construction is not applied to investment by real-estate development units, investment in rural areas and investment in housing by urban individuals.

(1) New construction in general refers to newly constructed units. In the case in which the value of the original fixed assets is quite small, and the value of newly added fixed assets exceeds the original ones by three times, the expansion construction is considered as new construction.

(2) Expansion refers to construction of new major production workshop or independent production line within a factory or in other locations, or construction of a branch factory so as to increase the production capacity of the original products. Newly constructed business houses in institutions and administrative organizations (such as the newly constructed teaching buildings in schools, clinics or bed building in hospitals, and office buildings in administrative agencies, etc.) are also classified as expansion.

(3) Reconstruction refers to technical innovation and transformation of the existing equipment and technical conditions undertaken by enterprises and institutions for the purposes of technological advancement, improvement in product quality, enlarging variety of products, promoting new generation of products, reducing production consumption and cost, promoting comprehensive utilization of resources, strengthening treatment of waste gas, waste water and solid wastes, and safety in production, etc. through application of new technologies and techniques, use of new equipment and new materials (including accessory facilities for production or for living and welfare purposes). Construction of new workshops for improving existing production capacity rather than increasing production capacity is also considered as reconstruction.

**Investment in Fixed Assets by Structure** refers to the three major parts of investment activities, i.e. construction and installation, purchase of equipment and instrument, and other expenses.

(1) Construction and installation (work volume of construction and installation) refers to the construction of various houses and buildings and installation of various kinds of equipment and instruments, including construction of various houses, equipment foundations and industrial kilns and stoves, preparation works for project construction, and clearing up works post project construction, pavement of railways and roads, drilling of mines and putting up of oil pipes, construction of projects of water conservancy, construction of underground air-raid shelters and construction of other special projects, installation of various machinery equipment, testing operation for pre-testing the quality of installation projects. The value of equipment installed is not included in the value of installation projects.

(2) Purchase of equipment and instruments refers to the total value of equipment, tools, and vessels purchased or self-produced which come up to standards for fixed assets. Equipment, tools and vessels purchased or self-produced for new workshops by newly established or expanded units are categorized as "purchase of equipment and instruments" no matter whether they come up to the standards for fixed assets or not.

(3) Other expenses refer to expenses occurring during the construction or purchase of fixed assets other than construction, installation or purchase of equipment and instruments.

**Capital Construction Projects by Size** The classification of size of capital construction projects should be determined according to the total scale or total investment set in the approved construction plan by higher responsible authorities or in the tentative design, otherwise according to the total scale or total investment set in the current capital construction plan of the state, provinces, autonomous regions, and municipalities directly under central government. Industrial projects which produce unitary products are classified according to its design capacity of products; projects which produce multi-products are classified by the design capacity of the major product or by the total planned investment. Standards for the Classification of Construction Projects into large, medium-sized and small ones issued by the government are the base for size division of construction projects, which was revised five times in 1958, 1962, 1972, 1977, and 1979 respectively and therefore, data on projects by size are not entirely comparable from year to year.

**Projects Under Construction** refer to projects having construction and installation activities undertaken in the reference period, including projects started in the reference period, or continued from the previous period, or completed and put into production or suspended in the reference period.

**Projects Completed and Put into Use** Industrial projects refer to the major projects and accessory facilities completed which result in forming production capacity and have been checked and accepted while the living and welfare facilities have been completed and can ensure normal production and formally put into production. Non-industrial projects refer to the major projects and accessory facilities completed which possess the designed capacity and have been checked, accepted and formally put into production.

**Newly Increased Production Capacity** refers to the increase of designed capacity and project efficiency through investment in fixed assets, which reflects the accomplishment of investment in fixed assets in kind. The calculation of newly increased production capacity is based on individual project, which operates independently and efficiently. When an individual project is completed and checked and accepted and put into production, it is counted as newly increased production capacity.

The newly increased production capacity and project efficiency are usually expressed in one of the following forms:

- (1) Annual production capacity, such as extraction of coal and petroleum;
- (2) Raw material processing capacity, such as ore dressing capacity of ore dressing projects, the dressing capacity of a coal washery;
- (3) Number or capacity of major equipment increased, such as the number of cotton spindles increased and the capacity of generating sets increased;
- (4) Physical measures of construction, such as volume, capacity, area, and length, for instance, the capacity of reservoirs, the length of railways or highways.

Newly increased production capacity in terms of quantity is calculated in designed capacity in general, which refers to the production capacity of a project under normal conditions designed in construction documents regardless of the actual output.

**Floor Space of Buildings Under Construction and Completed** refers to total floor space in each story of buildings calculated from the outside line of building walls, including both usable space and the space occupied by constructions like pillars or walls. The floor space of multi-story buildings includes the total floor space of each story (including basement).

**Floor Space of Residential Buildings** refers to the floor space of the residential buildings under construction and completed among the total space of buildings under construction and completed.

**Floor Space Under Construction** refers to total floor space of all buildings under construction during the reference period, including floor space of newly started buildings during the reference period, floor space of construction extended from the previous period to the current period, floor space of construction suspended during the previous period and resumed in the current period, floor space of construction completed in the current period, and floor space of construction started and then suspended in the current period.

**Floor Space of Buildings Completed** refers to the floor space of buildings completed in the reference period, which have come up to the designed standards and have been put into use.

**Completion Rate of Floor Space of Buildings** refers to the ratio of the floor space of buildings completed in certain period of time to the floor space of buildings under construction in the same period, which reflects the investment result and economic efficiency of the construction industry from the angle of the speed of project construction.

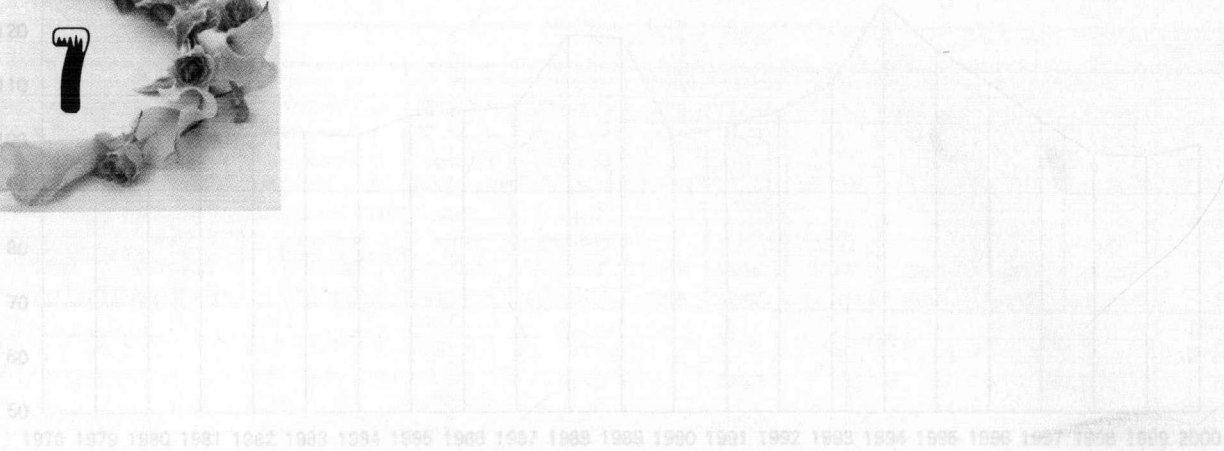

**Newly Increased Fixed Assets** refer to the newly increased value of fixed assets through investment, including the value of projects completed and put into production, the value of equipment, tools, and vessels considered as fixed assets, as well as the relevant expenses as investment in fixed assets. This is a comprehensive indicator of investment in fixed assets, reflecting the achievements of investment in fixed assets in different periods, different sectors, and different regions.

**Rate of Construction Projects Completed and Put into Use** refers to the ratio of the number of construction projects completed and put into use in certain period of time to the number of projects under construction in the same period. This reflects the investment efficiency from the angle of the speed of projects construction.

**Rate of Projects of Fixed Assets Completed and Put into Operation** refers to the ratio of the newly increased fixed assets to the total investment made in the same period. This is a comprehensive indicator, reflecting the speed of the employment of fixed assets and the investment efficiency.




居民消费价格指数(上年=100)  
Over Residents Consumer Price Index (preceding year=100)




商品零售价格指数(上年=100)  
Retail Price Index (preceding year=100)

# 物价指数

## Price Indices



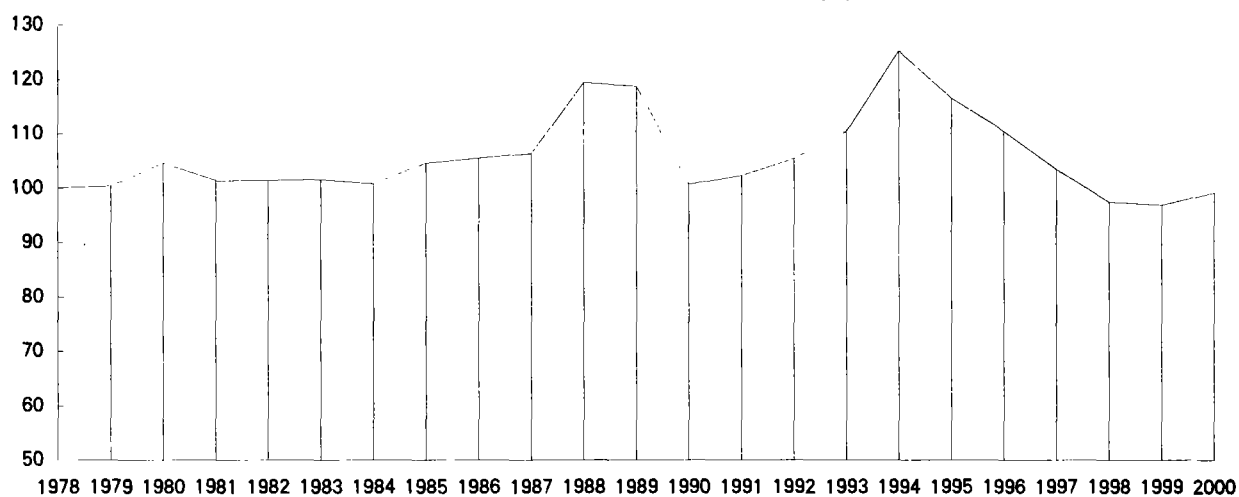
工农业商品综合比价指数(农产品=100)  
General Price Parity Index of Industrial and Farm Products (Farm Products=100)



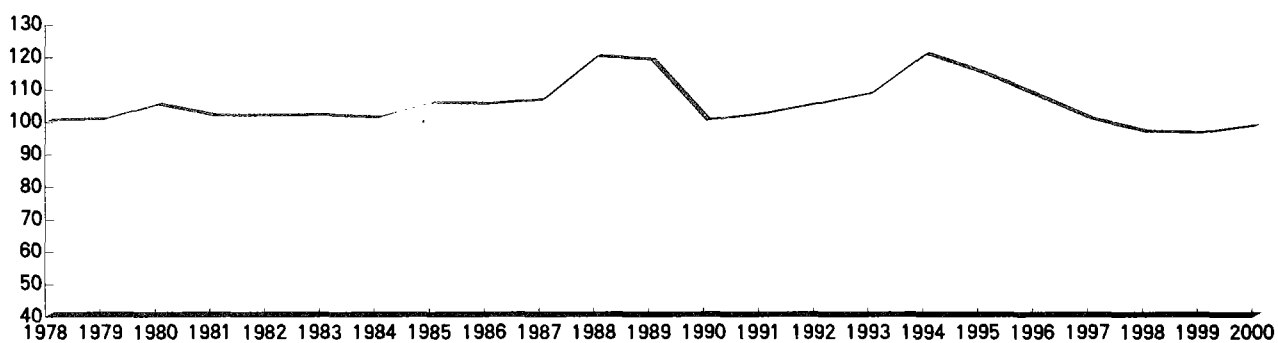
**编 辑：** 芦松林 郝占业  
*Editors: Lu Songlin Hao Zhanye*

**英文翻译：** 王 超  
*English translator: Wang Chao*

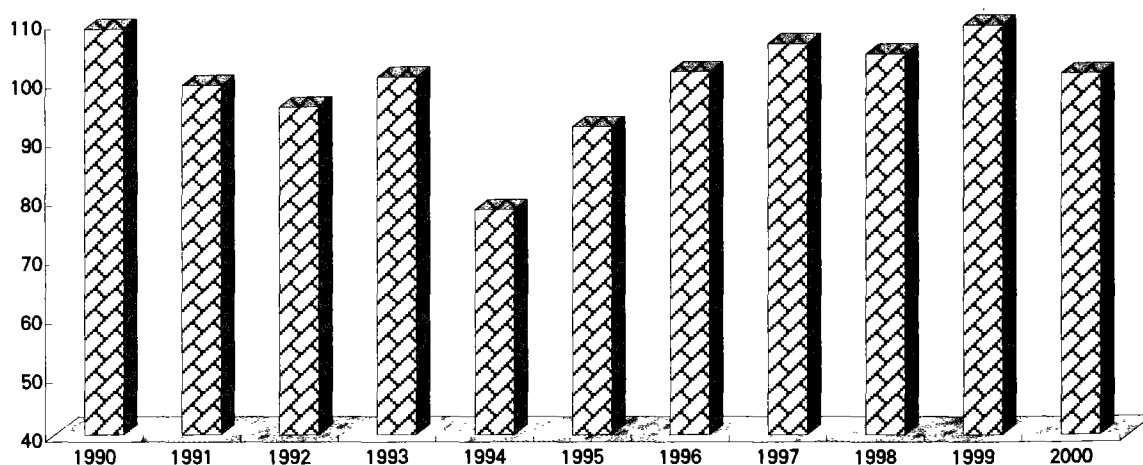
居民消费价格总指数(上年=100)  
Over Residents Consumer Price Index (preceding year=100)



商品零售价格总指数(上年=100)  
Retail Sales Price Index (preceding year=100)



工农业商品综合比价指数(农产品=100)  
General Price Parity Index of Industrial and Farm Products (Farm Products=100)





## 7-1 历年各种物价总指数

### General Price Indices over The Years

(上年=100)

(preceding year=100)

| 年 份<br>Year | 居民消费价格总指数<br>General Consumer Price Index |                |                | 商品零售价格总指数<br>General Retail Price Index |                |                | 农业生产<br>资料价格<br>总 指 数<br>General<br>Price<br>Index of<br>Agricultural<br>Means of<br>Production | 农 产 品<br>收 购 价 格<br>总 指 数<br>General<br>Purchasing<br>Price<br>Index<br>of Farm<br>Products | 农民购进<br>工业品价<br>格总指数<br>General<br>Price Index of<br>Rural Households<br>Purchasing<br>Industrial<br>Products | 农贸市场<br>农产品成<br>交价格指数<br>Farm<br>Products<br>Purchasing<br>Price<br>Indices In<br>Free Markets | 工农业商品<br>综合比价指数<br>General<br>Price Parity<br>Index of<br>Industrial<br>and Farm<br>Products |
|-------------|---|----------------|----------------|---|----------------|----------------|---|---|---|--|--|
|             | 全省  | 城市             | 农村             | 全省                                      | 城市             | 农村             |   |   |   |  |  |
|             | The<br>Whole<br>Province                  | Urban<br>Areas | Rural<br>Areas | The<br>Whole<br>Province                | Urban<br>Areas | Rural<br>Areas |   |   |   |  |  |
| 1951        |   |                |                |   |                |                |   | 114.0   | 114.4   |  | 100.4  |
| 1952        |   |                |                |   |                |                |   | 93.4  | 94.5  |  | 101.2  |
| 1953        |   |                |                |   |                |                |   | 110.8   | 96.0  |  | 86.6   |
| 1954        |   |                |                |   |                |                |   | 103.3   | 102.7   |  | 99.4   |
| 1955        |   |                |                |   |                |                |   | 102.0   | 100.9   |  | 98.9   |
| 1956        |   |                |                |   |                |                |   | 100.3   | 98.2  |  | 97.9   |
| 1957        |   |                |                | 102.3                                   | 101.7          | 102.7          | 100.7   | 104.3   | 101.5   |  | 97.3   |
| 1958        | 99.6                                      | 98.0           | 100.3          | 99.4                                    | 97.9           | 100.3          | 97.2  | 101.0   | 98.8  |  | 97.8   |
| 1959        | 100.3                                     | 100.9          | 100.0          | 100.3                                   | 100.9          | 100.0          | 103.7   | 101.3   | 100.8   |  | 99.5   |
| 1960        | 100.8                                     | 102.0          | 100.3          | 101.0                                   | 102.0          | 100.3          | 101.6   | 102.0   | 100.3   |  | 98.3   |
| 1961        | 118.3                                     | 128.5          | 113.9          | 118.7                                   | 129.8          | 113.9          | 103.6   | 145.6   | 103.5   | 477.6  | 71.1   |
| 1962        | 96.4                                      | 86.1           | 100.8          | 100.5                                   | 84.4           | 100.8          | 99.2  | 72.3  | 100.5   | 48.4   | 139.0  |
| 1963        | 96.2                                      | 86.5           | 100.4          | 99.7                                    | 85.1           | 100.4          | 92.9  | 99.3  | 92.1  | 55.5   | 92.7   |
| 1964        | 98.5                                      | 96.2           | 99.5           | 97.8                                    | 96.1           | 99.5           | 92.6  | 98.2  | 96.3  | 86.9   | 98.1   |
| 1965        | 97.0                                      | 96.3           | 97.3           | 96.8                                    | 96.0           | 97.3           | 95.7  | 98.3  | 96.1  | 81.5   | 97.8   |
| 1966        | 99.5                                      | 98.6           | 99.9           | 99.7                                    | 98.6           | 99.9           | 95.3  | 103.4   | 98.0  | 89.9   | 94.8   |
| 1967        | 100.2                                     | 100.8          | 100.0          | 100.2                                   | 101.0          | 100.0          | 95.3  | 100.9   | 98.1  | 112.7  | 97.2   |
| 1968        | 99.9                                      | 100.0          | 99.9           | 99.9                                    | 100.0          | 99.9           | 99.6  | 100.3   | 99.9  | 102.2  | 99.6   |
| 1969        | 99.4                                      | 100.1          | 99.2           | 99.5                                    | 100.1          | 99.2           | 100.1   | 99.9  | 99.2  | 102.8  | 99.3   |
| 1970        | 99.0                                      | 99.8           | 98.5           | 98.8                                    | 99.8           | 98.5           | 99.9  | 100.1   | 98.9  | 108.1  | 98.8   |
| 1971        | 99.5                                      | 99.9           | 99.3           | 99.5                                    | 99.9           | 99.3           | 97.5  | 101.1   | 98.7  | 97.9   | 97.6   |
| 1972        | 99.7                                      | 100.0          | 99.6           | 99.7                                    | 100.0          | 99.6           | 98.6  | 101.6   | 99.2  | 100.2  | 97.6   |
| 1973        | 100.0                                     | 100.1          | 99.9           | 99.9                                    | 100.0          | 99.9           | 99.3  | 104.8   | 99.8  | 100.7  | 95.2   |
| 1974        | 100.1                                     | 100.1          | 100.1          | 100.1                                   | 100.1          | 100.1          | 99.9  | 97.0  | 100.1   | 100.2  | 103.2  |
| 1975        | 100.1                                     | 100.2          | 100.1          | 100.2                                   | 100.2          | 100.1          | 100.0   | 101.6   | 100.1   | 101.0  | 98.5   |
| 1976        | 100.2                                     | 100.3          | 100.1          | 100.2                                   | 100.3          | 100.1          | 100.7   | 100.6   | 100.3   | 101.3  | 99.7   |
| 1977        | 99.9                                      | 99.9           | 99.9           | 99.9                                    | 99.9           | 99.9           | 101.1   | 100.6   | 100.3   | 102.4  | 99.7   |
| 1978        | 100.1                                     | 100.0          | 100.1          | 100.1                                   | 100.0          | 100.1          | 97.9  | 104.8   | 99.1  | 94.4   | 94.6   |
| 1979        | 100.4                                     | 100.3          | 100.4          | 100.4                                   | 100.3          | 100.4          | 100.0   | 121.6   | 99.9  | 95.1   | 82.2   |
| 1980        | 104.6                                     | 106.0          | 103.8          | 104.9                                   | 106.4          | 103.8          | 100.1   | 107.1   | 99.9  | 103.5  | 93.3   |
| 1981        | 101.4                                     | 102.4          | 100.8          | 101.6                                   | 102.6          | 100.8          | 101.3   | 105.5   | 100.6   | 107.9  | 95.4   |
| 1982        | 101.4                                     | 101.8          | 101.2          | 101.5                                   | 101.8          | 101.2          | 102.1   | 99.5  | 101.5   | 102.0  | 102.0  |
| 1983        | 101.6                                     | 102.9          | 100.9          | 101.7                                   | 102.8          | 100.9          | 105.7   | 108.8   | 102.0   | 104.6  | 93.8   |
| 1984        | 100.8                                     | 102.2          | 100.1          | 100.9                                   | 102.0          | 100.0          | 106.1   | 103.7   | 102.3   | 100.6  | 98.6   |
| 1985        | 104.6                                     | 106.5          | 103.6          | 105.4                                   | 106.4          | 103.5          | 103.0   | 103.1   | 102.6   | 109.2  | 99.5   |
| 1986        | 105.5                                     | 106.8          | 104.3          | 105.0                                   | 106.5          | 104.0          | 105.1   | 104.6   | 103.9   | 109.5  | 99.3   |
| 1987        | 106.3                                     | 107.8          | 105.3          | 106.3                                   | 108.0          | 105.1          | 114.4   | 103.7   | 107.6   | 114.6  | 103.8  |
| 1988        | 119.4                                     | 121.5          | 118.1          | 119.7                                   | 122.1          | 118.2          | 121.8   | 123.6   | 117.7   | 138.3  | 95.2   |
| 1989        | 118.7                                     | 114.9          | 122.0          | 118.7                                   | 114.5          | 122.2          | 116.8   | 118.1   | 120.6   | 107.9  | 102.1  |
| 1990        | 100.7                                     | 100.5          | 100.9          | 100.1                                   | 99.8           | 100.4          | 98.3  | 92.4  | 100.5   | 94.9   | 108.8  |
| 1991        | 102.3                                     | 105.1          | 100.0          | 102.0                                   | 105.0          | 99.6           | 100.1   | 100.6   | 99.9  | 101.2  | 99.3   |
| 1992        | 105.4                                     | 107.7          | 102.9          | 105.0                                   | 107.5          | 102.2          | 101.2   | 105.7   | 101.0   | 102.2  | 95.6   |
| 1993        | 110.4                                     | 110.6          | 110.3          | 108.3                                   | 108.5          | 108.1          | 109.2   | 107.9   | 108.6   | 105.1  | 100.6  |
| 1994        | 125.2                                     | 127.4          | 123.5          | 120.6                                   | 118.2          | 122.3          | 124.4   | 150.2   | 117.5   | 132.7  | 78.2   |
| 1995        | 116.5                                     | 116.9          | 116.3          | 114.9                                   | 113.3          | 116.5          | 125.8   | 127.1   | 117.2   | 122.6  | 92.2   |
| 1996        | 110.5                                     | 109.5          | 110.9          | 107.9                                   | 106.2          | 109.4          | 107.9   | 105.1   | 106.7   | 103.7  | 101.5  |
| 1997        | 103.5                                     | 102.4          | 103.9          | 100.6                                   | 99.8           | 101.2          | 99.3  | 95.0  | 101.0   | 88.9   | 106.3  |
| 1998        | 97.5                                      | 97.9           | 97.1           | 96.6                                    | 96.6           | 96.5           | 94.2  | 92.2  | 96.4  | 90.8   | 104.6  |
| 1999        | 96.9                                      | 96.6           | 97.1           | 96.2                                    | 95.7           | 96.6           | 95.7  | 88.0  | 96.4  | 88.7   | 109.5  |
| 2000        | 99.2                                      | 99.1           | 99.2           | 98.5                                    | 98.8           | 98.3           | 99.6  | 96.8  | 98.3  | 92.9   | 101.5  |

注：工农业商品综合比价指数是以农产品收购价格指数为100，下表同。

a)The general purchasing price index of farm products is taken as 100 in calculating the general price parity index of industrial products.and farm The same as in the following table.

## 7-2 各种物价总指数 (2000年)

## General Price Indices(2000)

| 基 期                     | Base Year     | 居民消费价格总指数<br>General Consumer Price Index |                       |                       | 农业生产资料<br>价格总指数<br>General<br>Price Index of<br>Agricultural Means<br>of Production                  | 农产品收购<br>价格总指数<br>General<br>Purchasing<br>Price Index<br>of Farm Products             |
|-------------------------|---------------|---|-----------------------|-----------------------|--|--|
|                         |               | 全 省<br>The Whole<br>Province              | 城 市<br>Urban<br>Areas | 农 村<br>Rural<br>Areas |  |  |
| 以1930-1936年<br>平均价格为100 | 1930-1936=100 |   |                       |                       |  | 1690.4   |
| 以1950年价格为100            | 1950=100      |   |                       |                       |  | 801.0  |
| 以1952年价格为100            | 1952=100      | 401.2                                     | 487.1                 | 350.4                 | 281.1  | 752.6  |
| 以1957年价格为100            | 1957=100      | 369.2                                     | 446.2                 | 323.0                 | 307.3  | 615.8  |
| 以1965年价格为100            | 1965=100      | 340.1                                     | 403.9                 | 301.3                 | 296.6  | 473.8  |
| 以1970年价格为100            | 1970=100      | 346.7                                     | 404.8                 | 310.1                 | 327.0  | 444.0  |
| 以1975年价格为100            | 1975=100      | 347.4                                     | 404.5                 | 312.1                 | 341.8  | 435.1  |
| 以1978年价格为100            | 1978=100      | 344.2                                     | 392.7                 | 312.1                 | 334.7  | 399.5  |
| 以1980年价格为100            | 1980=100      | 327.3                                     | 369.0                 | 298.4                 | 334.6  | 306.6  |
| 以1985年价格为100            | 1985=100      | 297.5                                     | 316.4                 | 280.5                 | 280.1  | 251.5  |
| 以1990年价格为100            | 1990=100      | 186.0                                     | 195.9                 | 175.8                 | 166.5  | 171.7  |
| 以1995年价格为100            | 1995=100      | 107.1                                     | 105.0                 | 107.8                 | 96.2   | 78.4   |
| 以1996年价格为100            | 1996=100      | 97.0                                      | 95.9                  | 97.2                  | 89.1   | 74.6   |
| 以1997年价格为100            | 1997=100      | 93.6                                      | 93.7                  | 93.5                  | 89.7   | 78.5   |
| 以1998年价格为100            | 1998=100      | 96.1                                      | 95.7                  | 96.3                  | 95.3   | 85.2   |
| 以1999年价格为100            | 1999=100      | 99.2                                      | 99.1                  | 99.2                  | 99.6   | 96.8   |
| 基 期                     | Base Year     | 商品零售价格总指数<br>General Retail Price Index   |                       |                       | 农民购进工业<br>产品价格总指数<br>General Price Index<br>of Rural Households<br>Purchasing<br>Industrial Products | 工农业商品<br>综合比价指数<br>General Price<br>Parity Index of<br>Industrial and<br>Farm Products |
|                         |               | 全 省<br>The Whole<br>Province              | 城 市<br>Urban<br>Areas | 农 村<br>Rural<br>Areas |  |  |
| 以1930-1936年<br>平均价格为100 | 1930-1936=100 |   |                       |                       | 707.8  | 41.9   |
| 以1950年价格为100            | 1950=100      |   |                       |                       | 273.6  | 34.2   |
| 以1952年价格为100            | 1952=100      | 339.3                                     | 400.0                 | 314.6                 | 247.7  | 32.9   |
| 以1957年价格为100            | 1957=100      | 330.5                                     | 367.6                 | 290.3                 | 249.3  | 40.5   |
| 以1965年价格为100            | 1965=100      | 291.9                                     | 326.6                 | 270.0                 | 239.6  | 50.5   |
| 以1970年价格为100            | 1970=100      | 304.5                                     | 326.5                 | 278.4                 | 252.6  | 56.8   |
| 以1975年价格为100            | 1975=100      | 305.3                                     | 326.4                 | 280.2                 | 258.9  | 59.6   |
| 以1978年价格为100            | 1978=100      | 297.7                                     | 317.0                 | 280.2                 | 258.5  | 64.7   |
| 以1980年价格为100            | 1980=100      | 282.4                                     | 296.4                 | 268.8                 | 258.8  | 84.3   |
| 以1985年价格为100            | 1985=100      | 252.4                                     | 254.7                 | 252.3                 | 236.9  | 94.1   |
| 以1990年价格为100            | 1990=100      | 159.0                                     | 159.0                 | 159.0                 | 148.6  | 86.5   |
| 以1995年价格为100            | 1995=100      | 99.3                                      | 96.8                  | 101.4                 | 98.5   | 125.6  |
| 以1996年价格为100            | 1996=100      | 92.1                                      | 91.2                  | 92.7                  | 92.3   | 123.6  |
| 以1997年价格为100            | 1997=100      | 91.5                                      | 91.3                  | 91.6                  | 91.3   | 116.2  |
| 以1998年价格为100            | 1998=100      | 94.8                                      | 94.6                  | 95.0                  | 94.8   | 111.1  |
| 以1999年价格为100            | 1999=100      | 98.5                                      | 98.8                  | 98.3                  | 98.3   | 101.5  |

## 7-3 居民消费价格指数

## Consumer Price Indices

(上年=100)

(preceding year=100)

| 项 目               | Item  | 1999               |               |               | 2000               |               |               |
|-------------------|---|--------------------|---------------|---------------|--------------------|---------------|---------------|
|                   |   | 全省                 | 城市            | 农村            | 全省                 | 城市            | 农村            |
|                   |   | The Whole Province | Urban Indices | Rural Indices | The Whole Province | Urban Indices | Rural Indices |
| <b>总 指 数</b>      | <b>General Consumer Price Index</b>               | <b>96.9</b>        | <b>96.6</b>   | <b>97.1</b>   | <b>99.2</b>        | <b>99.1</b>   | <b>99.2</b>   |
| <b>食 品</b>        | <b>Food</b>                                       | <b>94.6</b>        | <b>94.1</b>   | <b>95.2</b>   | <b>97.5</b>        | <b>96.2</b>   | <b>98.8</b>   |
| 粮食                | Grain   | 98.8               | 99.1          | 98.4          | 84.8               | 85.6          | 83.1          |
| 细粮                | Flour and Rice                                    | 99.4               | 99.5          | 99.0          | 84.3               | 85.3          | 82.2          |
| 粗粮                | Coarse Food Grain                                 | 89.3               | 87.0          | 91.0          | 93.5               | 92.3          | 94.6          |
| 淀粉及薯类             | Starches and Tubers                               | 91.9               | 90.7          | 94.0          | 95.2               | 96.0          | 93.9          |
| 干豆类及豆制品           | Bean and Its Products                             | 83.5               | 83.2          | 83.9          | 107.4              | 106.5         | 109.1         |
| 油脂类               | Oil or Fat  | 92.6               | 93.9          | 91.3          | 88.3               | 86.3          | 90.2          |
| 肉禽及其制品            | Meal, Poultry and Their Products                  | 89.5               | 90.2          | 89.0          | 100.8              | 99.6          | 101.9         |
| #猪肉               | Pork  | 86.3               | 85.9          | 86.7          | 104.3              | 104.4         | 104.2         |
| 蛋类                | Eggs  | 89.7               | 89.5          | 89.8          | 82.4               | 82.2          | 82.8          |
| #鲜蛋               | Fresh Eggs  | 89.2               | 89.2          | 89.2          | 82.1               | 82.1          | 82.2          |
| 水产品类              | Aquatic Products                                  | 85.9               | 85.0          | 88.0          | 104.1              | 105.4         | 101.7         |
| 菜类                | Vegetables  | 97.2               | 95.9          | 98.8          | 106.9              | 106.4         | 107.8         |
| #鲜菜               | Fresh Vegetables                                  | 96.3               | 95.3          | 97.8          | 107.8              | 107.1         | 108.9         |
| 调味品               | Flavoring   | 97.2               | 95.5          | 98.3          | 103.0              | 104.5         | 101.6         |
| 糖类                | Carbohydrate                                      | 90.0               | 92.8          | 87.6          | 105.4              | 101.8         | 108.4         |
| 烟草类               | Tobacco   | 97.2               | 95.2          | 98.6          | 98.6               | 97.1          | 99.7          |
| 酒和饮料              | Liquor and Beverages                              | 96.8               | 94.7          | 98.2          | 97.0               | 96.6          | 97.3          |
| 干鲜瓜果类             | Dried and Fresh Melons and Fruits                 | 96.1               | 95.5          | 98.3          | 96.6               | 96.5          | 96.7          |
| #鲜果               | Fresh Fruits                                      | 97.0               | 96.7          | 98.7          | 95.7               | 95.6          | 96.4          |
| 糕点类               | Cake  | 100.6              | 99.2          | 101.7         | 98.4               | 97.5          | 99.2          |
| 奶及奶制品             | Milk and Its Products                             | 97.3               | 98.2          | 95.9          | 98.3               | 98.2          | 98.5          |
| 其他食品              | Other Food  | 98.3               | 97.1          | 99.6          | 97.2               | 96.5          | 98.0          |
| 饮食业               | Catering Trade                                    | 99.4               | 98.8          | 100.5         | 98.6               | 98.4          | 98.8          |
| <b>衣着类</b>        | <b>Clothing</b>                                   | <b>96.7</b>        | <b>96.1</b>   | <b>97.2</b>   | <b>98.8</b>        | <b>99.4</b>   | <b>98.3</b>   |
| 服装                | Garments  | 95.8               | 95.5          | 96.1          | 98.5               | 99.1          | 97.6          |
| 衣着材料              | Clothing Material                                 | 97.5               | 96.7          | 97.8          | 99.5               | 99.8          | 99.4          |
| 鞋、袜、帽及其他衣着        | Footwear, Hats & Other Clothing                   | 97.8               | 97.3          | 98.1          | 98.8               | 100.2         | 97.7          |
| <b>家庭设备及用品</b>    | <b>Household Facilities and Articles</b>          | <b>97.2</b>        | <b>97.1</b>   | <b>97.2</b>   | <b>97.8</b>        | <b>98.1</b>   | <b>97.5</b>   |
| 耐用消费品             | Durable Consumer Goods                            | 96.7               | 97.1          | 96.4          | 97.1               | 97.9          | 96.5          |
| 室内装饰品             | Interior Decorations                              | 97.5               | 97.3          | 98.1          | 98.3               | 98.2          | 98.5          |
| 床上用品              | Bed Articles                                      | 97.4               | 97.7          | 97.2          | 97.9               | 99.0          | 97.2          |
| 家庭日用杂品            | Daily Use Household Articles                      | 97.1               | 95.7          | 97.9          | 98.0               | 98.1          | 97.9          |
| 其他日用品             | Other Articles for Daily Use                      | 98.4               | 97.7          | 99.2          | 99.6               | 98.2          | 101.3         |
| <b>医疗保健</b>       | <b>Medicine and Medical Articles</b>              | <b>97.1</b>        | <b>94.8</b>   | <b>98.6</b>   | <b>97.2</b>        | <b>96.5</b>   | <b>97.7</b>   |
| 医疗器具及保健用品         | Medical Appliances and Articles                   | 98.2               | 98.4          | 97.2          | 98.4               | 98.7          | 96.9          |
| 中药材及中成药           | Traditional Chinese Medicine                      | 101.3              | 101.0         | 101.6         | 102.1              | 101.5         | 102.5         |
| 西药                | Western Medicine                                  | 94.8               | 91.1          | 96.9          | 94.5               | 93.7          | 95.1          |
| <b>交通和通讯工具</b>    | <b>Means of Transportation and Communication</b>  | <b>95.5</b>        | <b>95.8</b>   | <b>94.5</b>   | <b>95.6</b>        | <b>95.2</b>   | <b>95.9</b>   |
| 交通工具              | Means of Transportation                           | 96.1               | 96.8          | 95.0          | 96.9               | 97.3          | 96.2          |
| 通讯设备              | Means of Communication                            | 93.4               | 93.7          | 87.1          | 90.5               | 90.4          | 91.7          |
| <b>娱乐、教育、文化用品</b> | <b>Recreation, Education and Culture Articles</b> | <b>95.4</b>        | <b>96.6</b>   | <b>94.4</b>   | <b>97.4</b>        | <b>97.3</b>   | <b>97.5</b>   |
| 文娱用耐用消费品          | Durable Consumer Goods for Recreational Use       | 91.6               | 91.4          | 91.6          | 92.7               | 92.7          | 92.8          |
| 教材及参考书            | Teaching Materials and Reference Books            | 100.5              | 101.9         | 99.3          | 109.5              | 108.7         | 110.5         |
| 文化娱乐用品            | Cultural and Recreational Articles                | 103.4              | 104.9         | 101.5         | 101.2              | 101.3         | 101.2         |
| <b>居住</b>         | <b>Residence</b>                                  | <b>97.8</b>        | <b>100.1</b>  | <b>96.8</b>   | <b>101.6</b>       | <b>107.2</b>  | <b>97.0</b>   |
| 住房                | Housing   | 97.9               | 99.4          | 97.4          | 99.9               | 107.7         | 95.6          |
| 水、电、燃料            | Water, Electricity and Fuels                      | 97.7               | 100.5         | 94.9          | 104.2              | 106.9         | 101.4         |
| <b>服务项目</b>       | <b>Services</b>                                   | <b>106.7</b>       | <b>108.3</b>  | <b>105.5</b>  | <b>108.8</b>       | <b>109.2</b>  | <b>108.5</b>  |
| 电讯费               | Telecommunication                                 | 99.5               | 100.1         | 98.8          | 100.1              | 99.9          | 100.3         |
| 邮费                | Postage   | 152.1              | 147.8         | 153.7         | 110.4              | 109.6         | 110.7         |
| 交通费               | Traffic   | 102.5              | 103.0         | 102.0         | 104.1              | 104.0         | 104.2         |
| 洗理美容费             | Bathing and Haircut                               | 103.5              | 103.8         | 103.3         | 101.4              | 101.5         | 101.3         |
| 文娱费               | Recreation  | 103.5              | 104.7         | 102.9         | 104.5              | 105.7         | 102.1         |
| 学杂保育费             | Tuition and Child Care                            | 111.5              | 116.6         | 107.0         | 118.2              | 119.9         | 116.7         |
| 修理及其他服务费          | Repair and Other Services                         | 99.7               | 99.1          | 100.3         | 100.6              | 99.3          | 102.1         |
| 医疗保健服务费           | Medical and Health Care Services                  | 103.5              | 101.6         | 104.2         | 101.6              | 101.1         | 102.0         |

## 7-4 商品零售及农业生产资料价格指数

### Retail Price Indices and Price Indices of Agricultural Productive Materials

(上年=100)

(preceding year=100)

| 项 目              | Item                                       | 1999                  |                  |                  | 2000                  |                  |                  |
|------------------|--|-----------------------|------------------|------------------|-----------------------|------------------|------------------|
|                  |  | 全省                    | 城市               | 农村               | 全省                    | 城市               | 农村               |
|                  |  | The Whole<br>Province | Urban<br>Indices | Rural<br>Indices | The Whole<br>Province | Urban<br>Indices | Rural<br>Indices |
| <b>商品零售价格总指数</b> | <b>Retail Price Index of commodities</b>   | <b>96.2</b>           | <b>95.7</b>      | <b>96.6</b>      | <b>98.5</b>           | <b>98.8</b>      | <b>98.3</b>      |
| 食品类              | Food                                       | 95.1                  | 94.9             | 95.2             | 96.9                  | 96.0             | 97.7             |
| 粮食               | Grain                                      | 98.6                  | 99.3             | 97.9             | 85.3                  | 85.9             | 84.8             |
| 细粮               | Flour and Rice                             | 99.4                  | 99.7             | 99.0             | 83.6                  | 85.2             | 81.8             |
| 粗粮               | Coarse Food Grain                          | 91.0                  | 91.8             | 90.7             | 100.8                 | 98.2             | 102.5            |
| 油脂类              | Oil or Fat                                 | 92.7                  | 94.1             | 91.3             | 88.5                  | 86.6             | 90.2             |
| 肉禽蛋              | Meal, Poultry and Eggs                     | 89.9                  | 89.9             | 89.9             | 96.5                  | 94.8             | 98.2             |
| #猪肉              | Pork                                       | 86.5                  | 86.2             | 86.7             | 104.1                 | 104.0            | 104.1            |
| 鲜蛋               | Fresh Eggs                                 | 89.2                  | 89.3             | 89.2             | 82.1                  | 82.0             | 82.2             |
| 水产品              | Aquatic Products                           | 86.9                  | 86.0             | 88.1             | 103.7                 | 105.7            | 101.7            |
| 鲜菜               | Fresh Vegetables                           | 96.0                  | 94.9             | 97.2             | 107.4                 | 106.4            | 108.3            |
| 干菜               | Dried Vegetables                           | 94.2                  | 94.8             | 93.6             | 97.9                  | 96.6             | 99.0             |
| 鲜果               | Fresh Fruits                               | 97.1                  | 96.1             | 98.9             | 95.6                  | 95.8             | 95.3             |
| 干果               | Dried Fruits                               | 93.1                  | 90.3             | 96.3             | 99.1                  | 100.4            | 97.7             |
| 其他食品类            | Other Food                                 | 96.5                  | 96.9             | 96.1             | 101.4                 | 100.2            | 102.4            |
| 饮食业              | Catering Trade                             | 99.4                  | 98.6             | 100.2            | 100.2                 | 99.5             | 100.8            |
| 饮料、烟酒类           | Beverages, Tobacco and Liquor              | 96.9                  | 94.8             | 98.4             | 97.7                  | 96.7             | 98.4             |
| 饮料               | Beverages                                  | 97.4                  | 96.0             | 98.4             | 96.5                  | 96.1             | 96.8             |
| 烟、酒              | Tobacco and Liquor                         | 96.8                  | 94.5             | 98.4             | 97.9                  | 96.8             | 98.6             |
| 服装、鞋帽类           | Garments, Shoes and Hats                   | 96.8                  | 96.6             | 97.1             | 98.7                  | 99.7             | 97.8             |
| 服装               | Garments                                   | 96.0                  | 95.9             | 96.2             | 98.4                  | 99.2             | 97.6             |
| 鞋                | Shoes                                      | 97.9                  | 97.2             | 98.5             | 99.1                  | 100.5            | 97.8             |
| 其他衣着             | Other Clothing                             | 97.9                  | 98.8             | 97.4             | 99.0                  | 100.1            | 98.3             |
| 纺织品类             | Textiles                                   | 97.4                  | 97.1             | 97.7             | 99.3                  | 99.6             | 99.0             |
| 棉布               | Cotton Cloth                               | 97.5                  | 98.1             | 97.3             | 99.8                  | 97.1             | 100.7            |
| 棉布化纤混纺织布         | Blend Cloth                                | 97.2                  | 96.8             | 97.4             | 98.8                  | 98.3             | 98.9             |
| 化纤布              | Chemical Fiber Cloth                       | 98.5                  | 97.6             | 98.9             | 101.6                 | 103.5            | 100.2            |
| 呢绒               | Woolen Fabric                              | 96.7                  | 95.4             | 98.5             | 96.6                  | 94.8             | 98.9             |
| 绸缎               | Silk                                       | 96.4                  | 96.2             | 96.7             | 98.1                  | 98.4             | 97.8             |
| 其他纺织品            | Other Textiles                             | 96.8                  | 97.7             | 96.2             | 98.0                  | 99.7             | 96.7             |
| 中、西药品类           | Traditional Chinese and Western Medicines  | 96.1                  | 93.5             | 98.5             | 97.2                  | 96.8             | 97.6             |
| 中药               | Traditional Chinese Medicine               | 100.7                 | 99.7             | 101.6            | 102.1                 | 101.7            | 102.5            |
| 西药               | Western Medicine                           | 93.8                  | 90.3             | 97.0             | 94.6                  | 94.0             | 95.2             |
| 化妆品类             | Cosmetics                                  | 97.9                  | 97.4             | 98.4             | 98.9                  | 97.4             | 100.3            |
| 书报、杂志类           | Newspapers and Magazines                   | 102.7                 | 104.2            | 101.4            | 105.5                 | 103.2            | 107.7            |
| 文化体育用品类          | Cultural and Sports Goods                  | 99.1                  | 99.4             | 98.8             | 99.4                  | 99.3             | 99.4             |
| 文化用品             | Cultural Goods                             | 99.0                  | 99.4             | 98.3             | 99.1                  | 99.2             | 98.8             |
| 体育用品             | Sports Goods                               | 99.8                  | 99.3             | 100.2            | 100.2                 | 99.6             | 100.8            |
| 日用品类             | Articles for Daily Use                     | 97.2                  | 96.7             | 97.6             | 98.2                  | 98.6             | 97.8             |
| 一般日用品            | Ordinary Articles for Daily Use            | 96.5                  | 96.4             | 96.6             | 97.9                  | 98.5             | 97.4             |
| 家具类              | Furniture                                  | 97.5                  | 96.7             | 98.0             | 98.3                  | 98.9             | 97.8             |
| 日用杂品             | Sundries for Daily Use                     | 99.0                  | 97.9             | 99.8             | 98.8                  | 98.5             | 99.1             |
| 家用电器类            | Household Appliances                       | 93.6                  | 94.5             | 92.8             | 94.2                  | 94.8             | 93.6             |
| 首饰类              | Jewelry                                    | 94.7                  | 94.9             | 93.8             | 95.4                  | 95.5             | 95.1             |
| 燃料类              | Fuels                                      | 97.3                  | 97.2             | 97.7             | 115.7                 | 120.3            | 111.6            |
| 建筑装饰材料类          | Building Decoration Materials              | 97.2                  | 95.9             | 98.2             | 97.5                  | 99.7             | 95.6             |
| 机电产品类            | Mechanical and Electrical Products         | 95.3                  | 95.6             | 94.0             | 96.2                  | 96.4             | 95.6             |
| <b>农业生产资料价格</b>  | <b>Price Indices of Agricultural Means</b> |                       |                  |                  |                       |                  |                  |
| <b>总指数</b>       | <b>of Production</b>                       | <b>95.7</b>           |                  | <b>95.7</b>      | <b>99.6</b>           |                  | <b>99.6</b>      |
| 小农具              | Smalls Farm Tools                          | 100.8                 |                  | 100.8            | 99.2                  |                  | 99.2             |
| 饲料               | Forage                                     | 91.5                  |                  | 91.5             | 88.0                  |                  | 88.0             |
| 幼禽家畜             | Young Livestock & Fowls                    | 86.7                  |                  | 86.7             | 125.0                 |                  | 125.0            |
| 大牲畜              | Large Animals                              | 100.0                 |                  | 100.0            | 100.8                 |                  | 100.8            |
| 半机械化农具           | Semi-mechanized Farm Tools                 | 97.3                  |                  | 97.3             | 96.2                  |                  | 96.2             |
| 机械化农具            | Mechanized Farm Machinery                  | 94.6                  |                  | 94.6             | 94.2                  |                  | 94.2             |
| 化学肥料             | Chemical Fertilizer                        | 94.3                  |                  | 94.3             | 93.3                  |                  | 93.3             |
| 农药及农药械           | Pesticide & Its Appliances                 | 95.7                  |                  | 95.7             | 97.7                  |                  | 97.7             |
| #农药              | Pesticide                                  | 95.8                  |                  | 95.8             | 97.8                  |                  | 97.8             |
| 农用机油             | Oil for Farm Machinery                     | 107.2                 |                  | 107.2            | 126.2                 |                  | 126.2            |
| 其他               | Others                                     | 95.2                  |                  | 95.2             | 99.5                  |                  | 99.5             |

### 7-5 各市居民消费价格指数 (2000年)

#### Consumer Price Indices by City(2000)

各市指数均为市政府所在城市市区数(下表同)。

Price index every city refers to the figure of urban of the city (The same as in next table).

(上年=100)

(preceding year=100)

| 市          | City           | 居民消费                                    |             |                 |  |   |  |  |                 |                        |
|------------|----------------|---|-------------|-----------------|--|---|--|--|-----------------|------------------------|
|            |                | 价格<br>总指数<br>Consumer<br>Price<br>Index | 食 品<br>Food | 衣着类<br>Clothing | 家庭设备<br>及用品<br>Household<br>Facilities and<br>Appliances | 医 疗<br>保 健<br>Medicine<br>& Medical<br>Articles | 交通和<br>通讯工具<br>Means of<br>Transportation &<br>Communication | 娱乐教育<br>文化用品<br>Recreation,<br>Education &<br>Culture Articles | 居住<br>Residence | 服 务<br>项 目<br>Services |
| <b>全 省</b> | <b>Total</b>   | <b>99.2</b>                             | <b>97.5</b> | <b>98.8</b>     | <b>97.8</b>  | <b>97.2</b>                                     | <b>95.6</b>  | <b>97.4</b>  | <b>101.6</b>    | <b>108.8</b>           |
| 郑 州        | 市 Zhengzhou    | 99.0                                    | 95.9        | 100.5           | 98.8   | 92.5  | 96.5   | 99.5   | 109.3           | 105.8                  |
| 开 封        | 市 Kaifeng      | 97.5                                    | 95.1        | 96.9            | 97.0   | 111.1   | 87.8   | 95.1   | 105.7           | 105.3                  |
| 洛 阳        | 市 Luoyang      | 98.4                                    | 94.6        | 98.2            | 98.1   | 93.7  | 97.5   | 97.0   | 112.7           | 106.7                  |
| 平 顶 山      | 市 Pingdingshan | 99.5                                    | 96.8        | 97.7            | 97.8   | 95.9  | 91.4   | 99.2   | 113.5           | 106.4                  |
| 安 阳        | 市 Anyang       | 99.6                                    | 97.1        | 105.3           | 100.3  | 95.5  | 96.3   | 93.5   | 101.9           | 108.0                  |
| 鹤 壁        | 市 Hebi         | 98.3                                    | 97.7        | 98.7            | 95.5   | 91.5  | 94.0   | 91.6   | 108.9           | 103.5                  |
| 新 乡        | 市 Xinxiang     | 99.2                                    | 96.2        | 99.1            | 97.0   | 96.2  | 91.3   | 96.6   | 105.8           | 115.6                  |
| 焦 作        | 市 Jiaozuo      | 99.2                                    | 95.3        | 95.6            | 96.8   | 106.3   | 98.2   | 97.4   | 105.0           | 112.3                  |
| 濮 阳        | 市 Puyang       | 100.5                                   | 98.3        | 99.9            | 99.5   | 98.5  | 92.5   | 94.8   | 102.2           | 119.6                  |
| 许 昌        | 市 Xuchang      | 98.9                                    | 97.7        | 97.2            | 98.0   | 94.8  | 94.9   | 96.3   | 100.7           | 110.6                  |
| 漯 河        | 市 Luohe        | 99.1                                    | 97.8        | 98.3            | 96.4   | 100.4   | 94.1   | 95.8   | 101.2           | 111.2                  |
| 三 门 峡      | 市 Sanmenxia    | 98.4                                    | 94.7        | 96.1            | 97.4   | 93.7  | 99.8   | 99.2   | 107.0           | 119.7                  |
| 南 阳        | 市 Nanyang      | 98.9                                    | 97.7        | 99.9            | 99.1   | 92.5  | 95.6   | 97.4   | 101.6           | 106.1                  |
| 商 丘        | 市 Sangqiu      | 99.0                                    | 96.7        | 104.0           | 98.3   | 100.6   | 96.5   | 93.4   | 102.3           | 107.6                  |
| 信 阳        | 市 Xinyang      | 99.3                                    | 95.9        | 99.9            | 98.2   | 97.6  | 94.7   | 100.5  | 104.0           | 117.1                  |
| 周 口        | 市 Zhoukou      | 100.1                                   | 97.8        | 105.1           | 99.1   | 100.1   | 96.3   | 92.1   | 102.8           | 111.8                  |
| 驻 马 店      | 市 Zhumadian    | 100.0                                   | 96.6        | 98.3            | 97.9   | 102.0   | 96.0   | 94.3   | 110.2           | 115.1                  |
| 济 源        | 市 Jiyuan       |   |             |                 |  |   |  |  |                 |                        |

### 7-6 各市商品零售价格指数 (2000年)

#### Retail Price Indices by City (2000)

(上年=100)

(preceding year=100)

| 市          | City           | 商品零<br>售价格<br>总指数<br>General<br>Index | 商品零售价格指数      |  |  |                         |   |   |  |                |  |
|------------|----------------|---------------------------------------|---------------|--|--|-------------------------|---|---|--|----------------|--|
|            |                |                                       | # 食品类<br>Food | # 服装、<br>鞋帽类<br>Clothing,<br>Shoes<br>and Hats | # 中、西<br>药品类<br>Traditional<br>Chinese &<br>Western<br>Medicines | # 化妆<br>品类<br>Cosmetics | # 文化体<br>育用品类<br>Cultural<br>and<br>Sports<br>Goods | # 日用<br>品类<br>Articles<br>for<br>Daily<br>Use | # 家用<br>电器类<br>Household<br>Appliances | # 燃料类<br>Fuels | # 建筑装<br>潢材料类<br>Building<br>Decoration<br>Materials |
| <b>全 省</b> | <b>Total</b>   | <b>98.5</b>                           | <b>96.9</b>   | <b>98.7</b>                                    | <b>97.2</b>  | <b>98.9</b>             | <b>99.4</b>   | <b>98.2</b>                                   | <b>94.2</b>                            | <b>115.7</b>   | <b>97.5</b>  |
| 郑 州        | 市 Zhengzhou    | 99.1                                  | 96.7          | 100.6  | 93.9   | 97.3                    | 100.9   | 99.1  | 94.4                                   | 126.2          | 101.9  |
| 开 封        | 市 Kaifeng      | 97.9                                  | 95.7          | 96.6   | 107.9  | 96.4                    | 98.8  | 97.6  | 94.0                                   | 113.7          | 103.0  |
| 洛 阳        | 市 Luoyang      | 98.4                                  | 93.6          | 98.1   | 94.6   | 96.6                    | 98.3  | 99.6  | 94.9                                   | 125.0          | 98.8   |
| 平 顶 山      | 市 Pingdingshan | 98.4                                  | 96.2          | 98.0   | 98.1   | 96.5                    | 99.0  | 98.9  | 96.3                                   | 112.6          | 100.4  |
| 安 阳        | 市 Anyang       | 99.8                                  | 96.2          | 105.8  | 95.6   | 100.9                   | 100.3   | 101.1   | 94.1                                   | 118.0          | 100.1  |
| 鹤 壁        | 市 Hebi         | 97.7                                  | 97.3          | 99.3   | 92.6   | 98.9                    | 100.5   | 98.0  | 91.5                                   | 116.7          | 91.3   |
| 新 乡        | 市 Xinxiang     | 98.0                                  | 96.4          | 98.4   | 96.1   | 94.8                    | 98.2  | 97.0  | 93.5                                   | 112.9          | 101.7  |
| 焦 作        | 市 Jiaozuo      | 97.2                                  | 94.4          | 94.8   | 104.8  | 96.1                    | 97.0  | 96.9  | 93.9                                   | 105.3          | 100.8  |
| 濮 阳        | 市 Puyang       | 99.7                                  | 98.7          | 100.3  | 98.8   | 99.2                    | 100.3   | 96.6  | 94.0                                   | 121.0          | 97.5   |
| 许 昌        | 市 Xuchang      | 98.3                                  | 96.7          | 98.2   | 93.8   | 96.0                    | 95.5  | 97.0  | 97.4                                   | 117.1          | 97.0   |
| 漯 河        | 市 Luohe        | 99.5                                  | 96.9          | 98.8   | 99.9   | 98.6                    | 96.7  | 98.7  | 95.0                                   | 134.0          | 95.6   |
| 三 门 峡      | 市 Sanmenxia    | 97.9                                  | 94.4          | 96.6   | 93.3   | 94.4                    | 99.6  | 96.5  | 95.1                                   | 114.0          | 104.2  |
| 南 阳        | 市 Nanyang      | 99.3                                  | 96.9          | 100.0  | 91.2   | 100.1                   | 99.7  | 98.1  | 95.8                                   | 124.2          | 97.9   |
| 商 丘        | 市 Sangqiu      | 98.6                                  | 96.3          | 104.3  | 100.6  | 97.5                    | 96.3  | 96.3  | 94.3                                   | 113.6          | 96.6   |
| 信 阳        | 市 Xinyang      | 98.8                                  | 96.4          | 100.1  | 97.0   | 96.9                    | 100.0   | 97.4  | 98.0                                   | 125.5          | 97.4   |
| 周 口        | 市 Zhoukou      | 99.7                                  | 96.6          | 106.8  | 100.0  | 99.0                    | 98.6  | 99.5  | 90.8                                   | 122.0          | 98.1   |
| 驻 马 店      | 市 Zhumadian    | 98.9                                  | 96.4          | 98.1   | 100.4  | 95.3                    | 96.1  | 98.5  | 95.0                                   | 120.9          | 96.3   |
| 济 源        | 市 Jiyuan       |                                       |               |  |  |                         |   |   |  |                |  |

## 7-7 农产品收购价格分类指数 (2000年)

## Farm Products Purchasing Price Indices by Category of Commodities (2000)

| 商品类别           | Item                                      | 以1952<br>年价格<br>为100 | 以1978<br>年价格<br>为100 | 以1980<br>年价格<br>为100 | 以1985<br>年价格<br>为100 | 以1990<br>年价格<br>为100 | 以1995<br>年价格<br>为100 | 以1998<br>年价格<br>为100 | 以1999<br>年价格<br>为100 |
|----------------|---|----------------------|----------------------|----------------------|----------------------|----------------------|----------------------|----------------------|----------------------|
|                |   | 1952=100             | 1978=100             | 1980=100             | 1985=100             | 1990=100             | 1995=100             | 1998=100             | 1999=100             |
| <b>总指数</b>     | <b>General Index</b>                      | <b>752.6</b>         | <b>399.5</b>         | <b>306.6</b>         | <b>251.5</b>         | <b>171.7</b>         | <b>78.4</b>          | <b>85.2</b>          | <b>96.8</b>          |
| <b>粮食类</b>     | <b>Grain</b>                              | <b>789.5</b>         | <b>448.0</b>         | <b>318.1</b>         | <b>212.6</b>         | <b>154.9</b>         | <b>64.2</b>          | <b>72.5</b>          | <b>84.2</b>          |
| #小麦            | Wheat                                     |                      |                      |                      | 179.0                | 145.3                | 64.2                 | 69.7                 | 78.8                 |
| 玉米             | Corn                                      |                      |                      |                      | 283.1                | 167.7                | 57.0                 | 71.4                 | 86.2                 |
| 籼稻             | Indica Rice                               |                      |                      |                      |                      | 123.6                | 65.4                 | 73.7                 | 91.2                 |
| 黄豆             | Soybeans                                  |                      |                      |                      | 361.7                | 206.0                | 97.0                 | 98.5                 | 111.4                |
| <b>经济作物类</b>   | <b>Industrial Crops</b>                   | <b>592.7</b>         | <b>423.7</b>         | <b>316.0</b>         | <b>303.7</b>         | <b>198.7</b>         | <b>93.3</b>          | <b>91.6</b>          | <b>109.2</b>         |
| 食用植物油及油料       | Edible Vegetable Oil and Oil Bearing      |                      |                      |                      |                      |                      |                      |                      |                      |
|                | Crops                                     | 1301.7               | 375.9                | 238.3                | 246.5                | 163.3                | 87.2                 | 89.4                 | 96.3                 |
| #花生果           | Peanuts                                   |                      |                      |                      | 225.3                | 161.3                | 92.7                 | 91.7                 | 98.2                 |
| 芝麻             | Sesame                                    |                      |                      |                      | 388.7                | 191.1                | 79.2                 | 80.3                 | 89.2                 |
| 油菜籽            | Rapeseeds                                 |                      |                      |                      | 279.1                | 163.9                | 90.0                 | 86.8                 | 94.5                 |
| 棉花             | Cotton                                    | 623.1                | 398.4                | 297.4                | 307.0                | 184.8                | 80.3                 | 83.4                 | 119.5                |
| 麻类             | Fiber Crops                               | 389.2                | 229.7                | 229.4                | 236.3                | 137.1                | 63.4                 | 92.3                 | 106.1                |
| #黄红麻           | Jute and Ambarly Hemp                     |                      |                      |                      | 238.9                | 136.3                | 62.3                 | 91.6                 | 106.1                |
| 烟叶             | Tobacco                                   | 570.1                | 440.4                | 414.6                | 348.5                | 249.2                | 143.6                | 97.7                 | 100.0                |
| #烤烟            | Fiue-Cured Tobacco                        |                      |                      |                      | 358.3                | 248.8                | 143.5                | 97.7                 | 100.0                |
| 茶叶             | Tea                                       | 781.9                | 486.1                | 405.4                | 347.2                | 217.4                | 99.8                 | 109.4                | 100.9                |
| <b>竹木材</b>     | <b>Bamboo and Timber</b>                  |                      |                      |                      |                      | <b>155.2</b>         | <b>103.9</b>         | <b>85.8</b>          | <b>94.0</b>          |
| <b>工业用油漆类</b>  | <b>Oil and Lacquer for Industrial Use</b> | <b>2125.1</b>        | <b>508.2</b>         | <b>421.7</b>         | <b>365.1</b>         | <b>135.6</b>         | <b>98.2</b>          | <b>89.4</b>          | <b>92.4</b>          |
| <b>畜禽产品类</b>   | <b>Livestock and Poultry Products</b>     | <b>1325.4</b>        | <b>548.7</b>         | <b>427.6</b>         | <b>287.7</b>         | <b>185.3</b>         | <b>85.6</b>          | <b>85.6</b>          | <b>98.2</b>          |
| 肉畜             | Livestock for Slaughtering                | 1601.0               | 580.1                | 442.5                | 359.0                | 192.5                | 85.6                 | 86.7                 | 101.0                |
| #肥猪            | Fattened Hogs                             |                      |                      |                      | 312.8                | 171.2                | 82.1                 | 83.4                 | 101.6                |
| 禽蛋             | Poultry Eggs                              | 1115.4               | 383.6                | 311.3                | 243.7                | 121.9                | 73.1                 | 81.6                 | 88.3                 |
| #鲜鸡蛋           | Fresh Eggs                                |                      |                      |                      | 207.6                | 100.6                | 64.4                 | 73.6                 | 82.5                 |
| 皮张             | Hides and Skins                           | 1098.2               | 1295.3               | 828.0                | 283.0                | 182.9                | 68.4                 | 79.3                 | 94.2                 |
| 鬃毛             | Bristles                                  | 316.9                | 254.0                | 200.6                | 72.6                 | 160.7                | 96.6                 | 78.5                 | 125.2                |
| 其他畜产品          | Others                                    | 1152.2               | 722.9                | 722.9                | 543.0                | 237.6                | 114.4                | 91.1                 | 95.4                 |
| <b>蚕茧蚕丝类</b>   | <b>Silkworn Cocoons and Silk</b>          | <b>1615.9</b>        | <b>890.8</b>         | <b>735.2</b>         | <b>756.9</b>         | <b>217.8</b>         | <b>182.3</b>         | <b>185.5</b>         | <b>301.2</b>         |
| <b>干鲜果类</b>    | <b>Dried and Fresh Fruits</b>             | <b>500.5</b>         | <b>291.1</b>         | <b>282.9</b>         | <b>225.3</b>         | <b>81.3</b>          | <b>61.5</b>          | <b>102.7</b>         | <b>95.1</b>          |
| 瓜果             | Fresh Fruits                              | 318.2                | 225.4                | 206.6                | 132.7                | 75.1                 | 59.3                 | 107.6                | 105.0                |
| 干果             | Dried Fruits                              | 1356.3               | 381.7                | 379.8                | 272.9                | 202.3                | 98.0                 | 104.0                | 88.3                 |
| <b>干鲜菜及调味品</b> | <b>Dried and Fresh Vegetables</b>         |                      |                      |                      |                      |                      |                      |                      |                      |
|                | <b>and Condiments</b>                     | <b>458.3</b>         | <b>356.2</b>         | <b>336.4</b>         | <b>292.7</b>         | <b>205.4</b>         | <b>85.8</b>          | <b>97.5</b>          | <b>101.3</b>         |
| #干菜            | Dried Vegetables                          |                      |                      |                      |                      | 213.0                | 142.9                | 99.1                 | 97.5                 |
| 鲜菜             | Fresh Vegetables                          |                      | 390.1                | 354.2                | 292.3                | 204.8                | 84.7                 | 97.6                 | 101.3                |
| <b>药材类</b>     | <b>Crude Drugs</b>                        | <b>1585.8</b>        | <b>635.9</b>         | <b>633.1</b>         | <b>355.3</b>         | <b>162.6</b>         | <b>120.8</b>         | <b>94.1</b>          | <b>99.9</b>          |
| <b>土副产品类</b>   | <b>Local Products</b>                     |                      | <b>500.6</b>         | <b>475.7</b>         | <b>389.4</b>         | <b>251.2</b>         | <b>110.9</b>         | <b>100.2</b>         | <b>101.8</b>         |

## 7-8 农贸市场农产品成交价格指数 (2000年)

## Farm Products Purchasing Price Indices In Free Markets (2000)

| 类别及品名       | Item                          | 以1993<br>年价格<br>为100<br>1993=100 | 以1994<br>年价格<br>为100<br>1994=100 | 以1995<br>年价格<br>为100<br>1995=100 | 以1998<br>年价格<br>为100<br>1998=100 | 以1999<br>年价格<br>为100<br>1999=100 |
|-------------|-------------------------------|----------------------------------|----------------------------------|----------------------------------|----------------------------------|----------------------------------|
| <b>总指数</b>  | <b>General Index</b>          | <b>120.8</b>                     | <b>91.0</b>                      | <b>74.3</b>                      | <b>88.7</b>                      | <b>92.9</b>                      |
| <b>粮食类</b>  | <b>Grain</b>                  | <b>158.7</b>                     | <b>106.7</b>                     | <b>72.7</b>                      | <b>94.5</b>                      | <b>85.7</b>                      |
| #大米         | Rice                          | 189.5                            | 108.7                            | 73.1                             | 96.7                             | 82.6                             |
| <b>油脂类</b>  | <b>Oil and Fat</b>            | <b>152.4</b>                     | <b>94.1</b>                      | <b>82.2</b>                      | <b>91.1</b>                      | <b>90.6</b>                      |
| #植物油        | Vegetable Oil                 | 146.5                            | 89.6                             | 81.4                             | 89.6                             | 88.1                             |
| 动物油         | Animail Fat                   | 161.7                            | 95.9                             | 79.0                             | 90.8                             | 91.6                             |
| <b>鲜菜类</b>  | <b>Fresh Vegetables</b>       | <b>134.7</b>                     | <b>96.8</b>                      | <b>78.5</b>                      | <b>88.5</b>                      | <b>100.7</b>                     |
| #大白菜        | Big Cabbage                   |                                  | 168.2                            | 152.7                            | 100.2                            | 84.4                             |
| <b>干菜类</b>  | <b>Dried Vegetables</b>       | <b>121.9</b>                     | <b>117.1</b>                     | <b>98.2</b>                      | <b>107.4</b>                     | <b>98.5</b>                      |
| #黑木耳        | Black Agaric                  | 103.0                            | 104.0                            | 105.6                            | 111.9                            | 101.1                            |
| 干菇          | Dried Fungus                  | 120.0                            | 117.0                            | 103.9                            | 105.3                            | 94.9                             |
| <b>肉禽蛋类</b> | <b>Meal, Poultry and Eggs</b> | <b>133.7</b>                     | <b>99.5</b>                      | <b>82.5</b>                      | <b>86.5</b>                      | <b>94.0</b>                      |
| #猪肉         | Pork                          | 175.6                            | 109.7                            | 87.7                             | 86.0                             | 103.2                            |
| 牛肉          | Beef                          | 172.0                            | 113.4                            | 82.5                             | 92.4                             | 95.9                             |
| 羊肉          | Mutton                        | 148.0                            | 117.2                            | 98.5                             | 94.2                             | 94.0                             |
| 鸡           | Chicken                       | 157.7                            | 126.3                            | 106.6                            | 98.6                             | 91.9                             |
| 鲜蛋          | Fresh Eggs                    | 103.7                            | 96.7                             | 83.0                             | 89.0                             | 82.3                             |
| <b>水产品</b>  | <b>Aquatic Products</b>       | <b>100.5</b>                     | <b>86.5</b>                      | <b>78.2</b>                      | <b>81.2</b>                      | <b>105.0</b>                     |
| #鲤鱼         | Carp                          | 83.4                             | 76.2                             | 69.4                             | 73.3                             | 108.3                            |
| 鲢鱼          | Chub                          | 108.1                            | 92.4                             | 87.1                             | 83.7                             | 106.7                            |
| <b>鲜果类</b>  | <b>Fresh Fruits</b>           | <b>99.1</b>                      | <b>84.1</b>                      | <b>66.0</b>                      | <b>92.9</b>                      | <b>92.8</b>                      |
| #苹果         | Apples                        |                                  | 81.9                             | 63.2                             | 90.8                             | 85.0                             |
| 梨           | Pears                         |                                  | 86.3                             | 65.0                             | 82.7                             | 78.9                             |
| 柑桔          | Citrus                        |                                  | 90.4                             | 72.6                             | 92.6                             | 90.1                             |
| 西瓜          | Watermelon                    |                                  | 91.5                             | 72.6                             | 102.8                            | 108.1                            |
| 香蕉          | Banana                        |                                  | 97.2                             | 80.8                             | 88.4                             | 101.7                            |
| <b>干果类</b>  | <b>Dried Fruits</b>           | <b>131.7</b>                     | <b>111.2</b>                     | <b>96.9</b>                      | <b>90.7</b>                      | <b>101.7</b>                     |
| #红枣         | Red Date                      | 154.2                            | 126.2                            | 97.9                             | 92.4                             | 106.8                            |
| 核桃          | Walnut                        | 137.4                            | 124.9                            | 116.3                            | 92.5                             | 104.5                            |
| 花生米         | Peanut Kernel                 | 122.4                            | 95.6                             | 93.6                             | 87.5                             | 101.4                            |

## 7-9 工业品出厂价格指数

## Ex-Factory Price Indices of Industrial Products

(上年=100)

(preceding year=100)

| 类 别            | Item   | 1990         | 1995         | 1999        | 2000         |
|----------------|--|--------------|--------------|-------------|--------------|
| <b>全部工业品</b>   | <b>Total Industry Products</b>               | <b>105.5</b> | <b>115.0</b> | <b>95.4</b> | <b>104.0</b> |
| <b>按轻、重工业分</b> | <b>Grouped by Light &amp; Heavy Industry</b> |              |              |             |              |
| 轻工业            | Light Industry                               | 105.3        | 119.9        | 93.9        | 99.6         |
| 以农产品为原料        | Using Farm Products as Raw Materials         | 106.5        | 120.8        | 95.0        | 99.6         |
| 以非农产品为原料       | Using Non-Farm Products as Raw Materials     | 101.8        | 116.0        | 90.8        | 99.5         |
| 重工业            | Heavy Industry                               | 105.5        | 110.9        | 96.5        | 106.5        |
| 采掘工业           | Mining & Quarrying Industry                  | 108.5        | 108.8        | 94.9        | 116.3        |
| 原料工业           | Raw Materials Industry                       | 107.1        | 106.5        | 97.4        | 108.8        |
| 加工工业           | Manufacturing Industry                       | 102.8        | 117.2        | 96.2        | 99.6         |
| <b>按部类分</b>    | <b>Grouped by Division</b>                   |              |              |             |              |
| 生产资料           | Means of Production                          | 105.4        | 114.3        | 96.0        | 106.0        |
| 采掘工业           | Mining & Quarrying Industry                  | 108.5        | 108.8        | 94.9        | 115.3        |
| 原料工业           | Raw Materials Industry                       | 106.8        | 112.0        | 96.4        | 108.2        |
| 加工工业           | Manufacturing Industry                       | 103.1        | 119.2        | 95.9        | 100.2        |
| 生活资料           | Consumer Goods                               | 105.4        | 116.2        | 94.4        | 98.0         |
| 食品类            | Food   | 102.7        | 115.4        | 97.3        | 94.3         |
| 衣着类            | Clothing                                     | 112.1        | 118.0        | 93.1        | 104.0        |
| 一般日用品类         | Articles for Daily Use                       | 100.0        | 116.8        | 94.3        | 101.0        |
| 耐用消费品类         | Durable Consumer Goods                       | 96.2         | 107.1        | 85.7        | 97.9         |
| <b>按工业部门分</b>  | <b>Grouped by Sector</b>                     |              |              |             |              |
| 冶金工业           | Metallurgical Industry                       | 116.4        | 103.9        | 94.5        | 109.6        |
| 电力工业           | Power Industry                               | 102.3        | 105.9        | 100.8       | 105.4        |
| 煤炭及冶炼工业        | Coal and Smelt Industry                      | 103.5        | 108.9        | 91.2        | 96.9         |
| 石油工业           | Petroleum Industry                           | 114.8        | 104.3        | 102.7       | 146.8        |
| 化学工业           | Chemical Industry                            | 106.8        | 124.8        | 93.7        | 100.6        |
| 机械工业           | Machine Buiding Industry                     | 100.8        | 112.2        | 93.9        | 99.0         |
| 建筑材料工业         | Building Materials Industry                  | 96.8         | 110.8        | 96.8        | 100.4        |
| 森林工业           | Timber Industry                              | 95.7         | 108.9        | 97.2        | 101.4        |
| 食品工业           | Food Industry                                | 102.4        | 115.4        | 97.0        | 94.3         |
| 纺织工业           | Textile Industry                             | 109.1        | 119.3        | 92.3        | 107.7        |
| 缝纫工业           | Tailoring Industry                           | 130.9        | 129.1        | 98.7        | 105.7        |
| 皮革工业           | Leather Industry                             | 99.9         | 126.8        | 94.5        | 100.9        |
| 造纸工业           | Paper Industry                               | 98.4         | 140.5        | 92.3        | 101.2        |
| 文教艺术用品工业       | Cultural, Educational & Handicrafts Articles | 97.7         | 100.4        | 91.8        | 97.6         |
| 其他工业           | Others                                       | 100.9        | 144.7        | 94.7        | 100.5        |



7-10 原材料、燃料及动力购进价格指数  
Purchasing Price Indices of Raw, Fuels and Power

| (上年=100)     |  | (preceding year=100) |              |             |              |
|--------------|--|----------------------|--------------|-------------|--------------|
| 类 别          | Item   | 1990                 | 1995         | 1999        | 2000         |
| <b>总指数</b>   | <b>General Index</b>                               | <b>105.5</b>         | <b>114.1</b> | <b>94.3</b> | <b>105.1</b> |
| 燃料、动力类       | Fuels and Motive Power                             | 105.1                | 109.2        | 96.8        | 107.9        |
| 黑色金属材料类      | Ferrous Metals Materials                           | 107.7                | 95.0         | 95.2        | 102.2        |
| #钢材          | Steel Products                                     |                      | 95.7         | 96.2        | 104.2        |
| 有色金属材料和电线类   | Nonferrous Metals Materials and Electric Wire      | 98.6                 | 126.7        | 98.5        | 111.6        |
| 化工原料类        | Chemical Raw Materials                             | 89.9                 | 123.8        | 95.7        | 111.2        |
| 木材及纸浆类       | Logging and Paper Pulp                             | 111.5                | 108.3        | 98.1        | 100.6        |
| 建筑材料及非金属矿类   | Building Materials and Nonmetal Minerals           | 104.3                |              | 95.6        | 99.6         |
| 建筑材料类        | Building Materials                                 |                      | 100.4        |             |              |
| 非金属矿类        | Nonmetal Minerals                                  |                      | 109.3        |             |              |
| 其他工业原材料及半成品类 | Others Industry Materials & Semi Finished Articles |                      |              | 95.4        | 99.9         |
| 农副产品类        | Farm Products                                      | 106.2                | 135.1        | 92.0        | 98.2         |
| 纺织原料类        | Textile Raw Materials                              | 123.6                | 116.3        | 89.9        | 107.4        |

7-11 固定资产投资价格指数  
Price Indices of Investment In Fixed Assets

| (上年=100)          |  | (preceding year=100) |             |              |
|-------------------|--|----------------------|-------------|--------------|
| 类 别               | Item                                   | 1995                 | 1999        | 2000         |
| <b>固定资产投资价格指数</b> | <b>General Index</b>                   | <b>105.9</b>         | <b>98.0</b> | <b>102.9</b> |
| 建筑安装工程            | Construction and Installation          | 103.8                | 98.1        | 105.0        |
| 设备、工器具购置          | Purchase of Equipments and Instruments | 111.3                | 97.5        | 99.0         |
| 其他费用              | Other Expenses                         | 104.0                | 98.9        | 100.4        |

## 主要统计指标解释

**商品零售价格指数** 是反映城乡商品零售价格变动趋势的一种经济指数。零售物价的调整变动直接影响到城乡居民的生活支出和国家的财政收入，影响居民购买力和市场供需平衡，影响消费与积累的比例。因此，计算零售价格指数，可以从一个侧面对上述经济活动进行观察和分析。

**居民消费价格指数** 是反映一定时期内城乡居民所购买的生活消费品价格和服务项目价格变动趋势和程度的相对数，是对城市居民消费价格指数和农村居民消费价格指数进行综合汇总计算的结果。利用居民消费价格指数，可以观察和分析消费品的零售价格和服务价格变动对城乡居民实际生活费支出的影响程度。

**城市居民消费价格指数** 是反映城市居民家庭所购买的生活消费品价格和服务项目价格变动趋势和程度的相对数。城市居民消费价格指数可以观察和分析消费品的零售价格和服务项目价格变动对职工货币工资的影响，作为研究职工生活和确定工资政策的依据。

**农村居民消费价格指数** 是反映农村居民家庭所购买的生活消费品价格和服务项目价格变动趋势和程度的相对数。农村居民消费价格指数可以观察农村消费品的零售价格和服务项目价格变动对农村居民生活消费支出的影响，直接反映农民生活水平的实际变化情况，为分析和研究农村居民生活问题提供依据。

**农产品收购价格指数** 是反映国有商业、集体商业、个体商业、外贸部门、国家机关、社会团体等各种经济类型的商业企业和有关部门收购农产品价格的变动趋势和程度的相对数。农产品收购价格指数可以观察和研究农产品收购价格总水平的变化情况，以及对农民货币收入的影响，作为制订和检查农产品价格政策的依据。

**农村工业品零售价格指数** 是反映农村市场工业品零售价格水平变动趋势和程度的相对数。通过农村工业品零售价格指数，可以观察工业品零售价格变动对农民货币支出的影响。

**工业品出厂价格指数** 是反映全部工业产品出厂价格总水平的变动趋势和程度的相对数，包括工业企业售给本企业以外所有单位的各种产品和直接售给居民用于生活消费的产品。通过工业品出厂价格指数能观察出厂价格变动对工业总产值的影响。

**固定资产投资价格指数** 是反映固定资产投资额价格变动趋势和程度的相对数。固定资产投资额是由建筑安装工程投资完成额、设备、工器具购置投资完成额和其他费用投资完成额三部分组成的。编制固定资产投资价格指数应首先分别编制上述三部分投资的价格指数，然后采用加权算术平均法求出固定资产投资价格总指数。

编制固定资产投资价格指数可以准确地反映固定资产投资中涉及各类商品和取费项目价格变动趋势和变动幅度，消除按现价计算的固定资产投资指标中的价格变动因素，真实地反映固定资产投资的规模、速度、结构和效益，为国家科学地制定、检查固定资产投资计划并提高宏观调控水平，为完善国民经济核算体系提供科学的、可靠的依据。

## **Explanatory Notes on Main Statistical Indicators**

**Retail Price Index** reflects the general change in retail prices of commodities. The change and adjustment in retail prices directly affect the living expenditure of urban and rural residents, government revenue, purchasing power of residents and the equilibrium of market supply and demand, and the ratio of consumption to accumulation. Therefore, the calculation of retail price index is useful to analyze the changes of the above economic activities.

**Consumer Price Index** reflects the trend and degree of changes in prices of consumer goods and services purchased by urban and rural residents, and is a composite index derived from the urban consumer price index and the rural consumer price index. Consumer price index can be used to analyze the impact of consumer price change on actual expenditure for living cost of urban and rural residents.

**Urban Consumer Price Index** reflects the trend and degree of changes in prices of consumer goods and services purchased by urban households. It can be used to observe and analyze the impact of price changes in consumer goods and services on money wages of staff and workers, and provide basis for policymaking concerning the living cost and wages of staff and workers.

**Rural Consumer Price Index** reflects the trend and degree of changes in prices of consumer goods and services purchased by rural households. It can be used to observe the impact of change in retail prices of consumer goods and service prices in rural areas on living expenditure of rural households, and to show the changes in the living standard of peasants. It provides basis for analysis and research on condition of life in rural areas.


**Index of Purchasing Prices of Farm Products** reflects the trend and degree of changes in purchasing prices of farm products purchased by state-owned, collective-owned, and individual commercial enterprises, foreign trade sectors, government agencies, social organizations and other units of various types of ownership. It is used to observe the impact of change in purchasing prices of farm products on the cash income of peasants, and serves as basis for the formulation and supervision of pricing policies for farm products.

**Retail Price Index of Rural Industrial Products** reflects the trend and degree of changes in prices of industrial products in rural market and can be used to observe the impact of the price change on farmer's money expenditure.

**Ex-factory Price Index of Industrial Products** reflects the trend and degree of changes in general ex-factory prices of all industrial products, including sales of industrial products by an industrial enterprise to all units outside the enterprise, as well as sales of consumer goods to residents. It can be used to analyze the impact of ex-factory prices on gross industrial output value.

**Price Index of Investment in Fixed Assets** reflects the trend and degree of changes in prices of investment in fixed assets. The investment in fixed assets consists of three components, namely the investment in construction and installation, the investment in purchases of equipment and instrument, and the investment in other items. Price index of investment in fixed assets is calculated as the weighted arithmetic mean of the price indices of the three components of investment in fixed assets. Removing the factor of price change in the aggregates of investment at current prices, this indicator shows the changes in the prices of commodities and fees involved in the investment of fixed assets, and can be used to observe the actual size, growth, structure, and efficiency of investment in fixed assets and provides reliable and scientific data for government planning, management, decision making, and further improving the current national accounting system.

居民消费水平 (元)  
Household Consumption (yuan)



城乡居民消费支出构成  
Composition of Expenditure

农村居民  
Agricultural Households

# 人民生活

## People's Livelihood

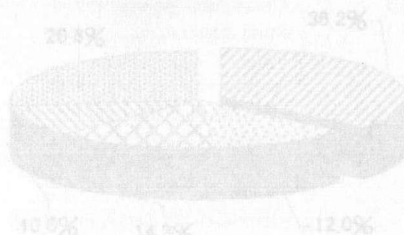

食品 Food

衣着 Clothing

居住 Residence


娱乐、文教服务  
Recreation, Education and  
Cultural Services

其他  
Others



各市农民纯收入 (元)  
Per Capita Annual Net Income of Rural Household by city (yuan)

Per Capita Annual Net Income of Rural Household by city (yuan)

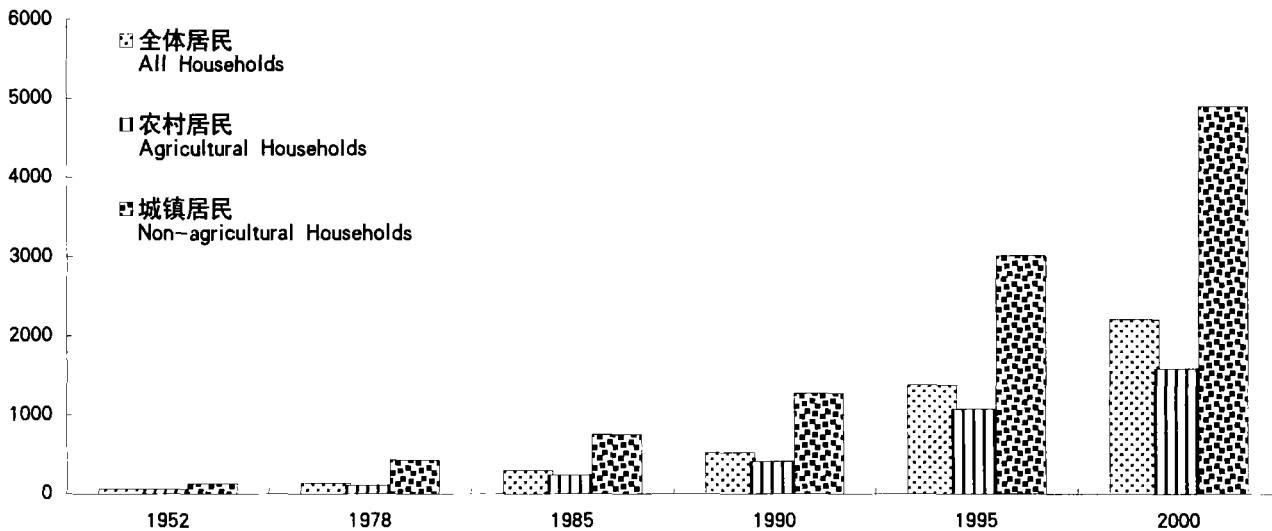


河南统计年鉴  
HENAN STATISTICAL YEARBOOK

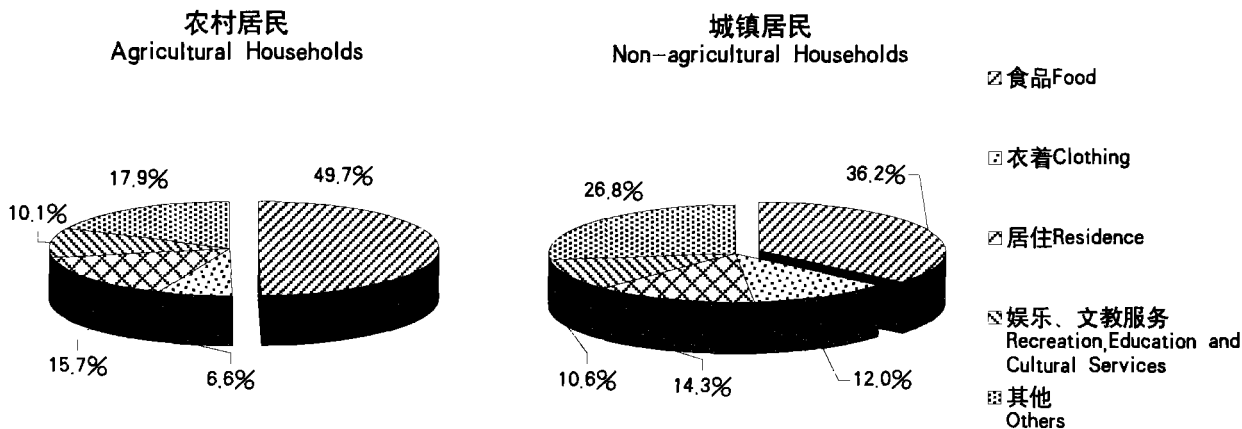
**编 辑：** 张乾林 党员生 赵 杨  
*Editors: Zhang Qianlin Dang Yuansheng Zhao Yang*

**英文翻译：** 姚琨璞  
*English translator: Yao Kunpu*

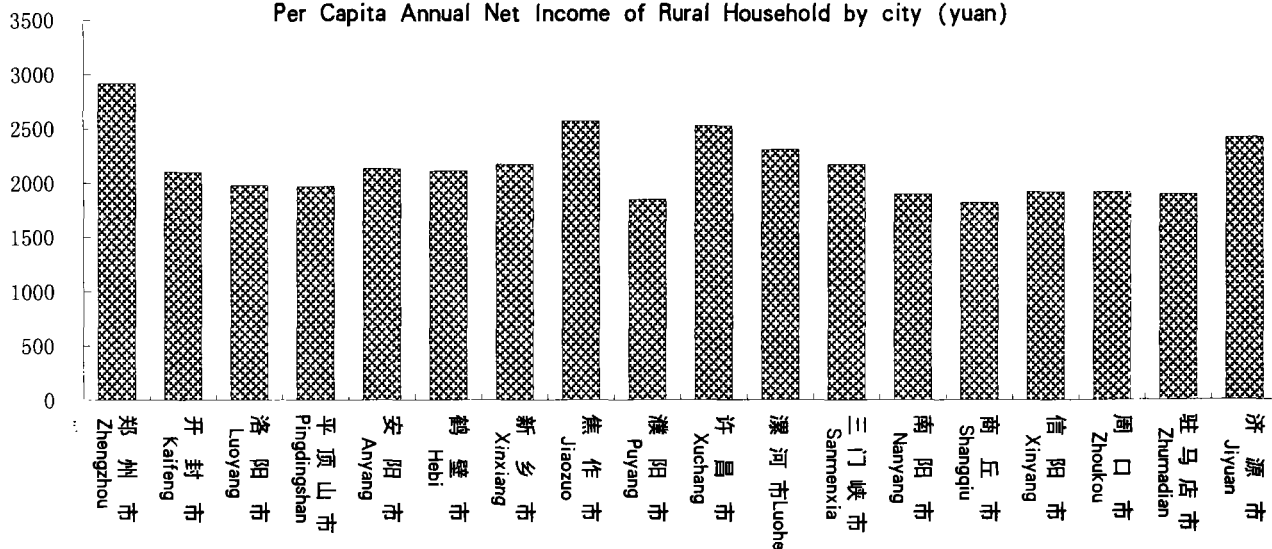
居民消费水平 (元)  
Household Consumption (yuan)



城乡居民消费支出构成  
Composition of Per Capita Annual Living Expenditure



各市农民纯收入 (元)  
Per Capita Annual Net Income of Rural Household by city (yuan)



## 8-1 人民物质文化生活提高情况

| 指 标                     | Item  | 1985   | 1990    |
|-------------------------|---|--------|---------|
| <b>就业</b>               | <b>Employment</b>   |        |         |
| 每一农村劳动<br>力负担人数(人)      | Number of Dependents<br>Per Rural Laborer (persons)   | 1.68   | 1.63    |
| 每一城镇就业<br>者负担人数(人)      | Number of Dependents<br>Per Urban Employee (persons)  | 1.83   | 1.72    |
| 城镇登记失业率(%)              | Urban Unemployment Rate (%)   | 2.5    | 3.3     |
| <b>收入</b>               | <b>Income of Rural and Urban Residents</b>  |        |         |
| 职工平均 工资(元)              | Annual Average Wages<br>of Staff and Workers (yuan)   | 1015   | 1825    |
| 城镇居民家庭人均<br>可支配收入(元)    | Annual Per Capita Disposable<br>Income of Urban Residents (yuan)                            |        |         |
| 城镇居民家庭<br>人均生活费收入(元)    | Annual Per Capita living<br>Income of Urban Residents (yuan)                                | 560.95 | 1152.95 |
| 农民家庭人均纯收入(元)            | Annual Per Capita Net Income<br>of Rural Residents (yuan)                                   | 328.78 | 526.95  |
| <b>支出</b>               | <b>Expenditure of Rural and Urban Residents</b>   |        |         |
| 城镇居民家庭人均<br>消费性支出(元)    | Per Capita Annual Living<br>Expenditure of Urban Households (yuan)                          | 556.72 | 1067.67 |
| 农民家庭人均<br>生活消费支出(元)     | Per Capita Living Expenditure<br>of Rural Households (yuan)                                 | 260.19 | 437.73  |
| <b>居民消费水平</b>           | <b>Annual Per Capita Consumption</b>  |        |         |
| 全部居民(元)                 | Urban & Rural Residents (yuan)  | 297    | 523     |
| 农村居民(元)                 | Rural Residents (yuan)  | 240    | 413     |
| 城镇居民(元)                 | Urban Residents (yuan)  | 750    | 1273    |
| <b>住房</b>               | <b>Per Capita Living Space</b>  |        |         |
| 城市平均每人居住面积(平方米)         | Urban Areas(sq.m)   | 4.9    | 6.7     |
| 农村平均每人居住面积(平方米)         | Rural Areas(sq.m)   | 13.42  | 15.99   |
| <b>交通</b>               | <b>Traffic</b>  |        |         |
| 城市每万人拥有<br>公交车辆(标台)     | Number of Buses per 10 000<br>Persons in Cities (unit)                                      | 2.5    | 2.5     |
| 城镇每百户拥有<br>自行车(辆)       | Number of Bicycles per 100<br>Household in Urban Areas(unit)                                | 206.71 | 241.08  |
| 农村每百户拥有<br>自行车(辆)       | Number of Bicycles per 100<br>Household in Rural Areas(unit)                                | 93.38  | 127.57  |
| <b>储蓄</b>               | <b>Savings</b>  |        |         |
| 城乡居民储蓄                  | Balance of Savings Deposit of<br>Rural and Urban Residents (year-end)<br>(100 million yuan) | 84.23  | 376.12  |
| 平均每人储蓄<br>存款年底余额(元)     | Per Capita Balance of<br>Saving Deposit (yuan)  | 107.34 | 434.87  |
| <b>城市公用事业</b>           | <b>Public Utilities in Urban Areas</b>  |        |         |
| 自来水普及率(%)               | Ratio of Access to Tap Water (%)  | 91.1   | 91.6    |
| 用气普及率(%)                | Ratio of Access to Gas (%)  | 9.1    | 41.0    |
| 人均公共绿地面积(平方米)           | Green Area per person(sq.m)   | 2.1    | 3.0     |
| <b>文化</b>               | <b>Culture</b>  |        |         |
| 城镇居民每百户<br>拥有彩色电视机(台)   | Number of Color TV Sets per 100<br>Households in Urban Areas (unit)                         | 14.47  | 53.68   |
| 农村居民每百户<br>拥有电视机(台)     | Number of TV sets per 100<br>Households in Rural Areas(unit)                                | 3.36   | 26.86   |
| 农村居民每百户<br>拥有收录机(台)     | Number of TV sets per 100<br>Households in Rural Areas(unit)                                | 2.40   | 11.69   |
| <b>教育</b>               | <b>Education</b>  |        |         |
| 小学适龄人口<br>入学率(%)        | Enrollment Ratio of<br>School-Age Children (%)  | 96.9   | 98.8    |
| 每万人口拥有大学生数<br>(含研究生)(人) | Number of University Students per<br>10 000 Persons (person)                                | 8.86   | 9.41    |
| <b>卫生</b>               | <b>Public Health</b>  |        |         |
| 每千人口拥有医院、<br>卫生院病床数(张)  | Number of Hospital Beds per<br>10 000 Persons (sheet)                                       | 1.75   | 1.89    |
| 每千人口拥有医生数(人)            | Number of Doctors per<br>10 000 Persons (person)  | 1.07   | 1.15    |

注: 1. 1998年及以后年度职工平均工资为在岗职工平均工资。  
 2. 收入发展速度为扣除物价因素后的实际发展速度。  
 3. 居民消费水平按当年价格计算, 发展速度按可比价格计算。  
 4. 城市平均每人居住面积系城建部门数据。

## Improvement in People' S Material and Cultural Life

| 1995    | 1999    | 2000    | 2000年为以下各年%                                  |       |       |       |
|---------|---------|---------|--|-------|-------|-------|
|         |         |         | 2000 As The Percentage of Following Years(%) |       |       |       |
|         |         |         | 1985   | 1990  | 1995  | 1999  |
| 1.54    | 1.58    | 1.56    | 92.9   | 95.7  | 101.3 | 98.7  |
| 1.77    | 1.77    | 1.94    | 106.0  | 112.8 | 109.6 | 109.6 |
| 2.1     | 2.6     | 2.6     |  |       |       |       |
| 4344    | 6194    | 6930    | 215.8  | 193.8 | 151.9 | 112.9 |
| 3299.46 | 4532.36 | 4766.26 |  |       | 137.5 | 106.1 |
| 3029.47 | 4077.48 | 4303.74 | 242.2  | 190.4 | 135.1 | 106.5 |
| 1231.97 | 1948.36 | 1985.82 | 226.4  | 194.2 | 146.7 | 105.9 |
| 2673.95 | 3497.53 | 3830.71 | 688.1  | 358.8 | 143.3 | 109.5 |
| 929.39  | 1163.98 | 1315.83 | 505.7  | 300.6 | 141.6 | 113.0 |
| 1382    | 1902    | 2208    | 253.1  | 226.4 | 149.2 | 113.5 |
| 1075    | 1376    | 1587    | 251.0  | 228.4 | 149.0 | 113.6 |
| 3016    | 4214    | 4902    | 188.3  | 174.3 | 135.2 | 112.7 |
| 7.4     | 8.5     | 8.8     | 179.6  | 131.3 | 118.9 | 103.5 |
| 18.64   | 24.28   | 23.14   | 172.4  | 144.7 | 124.1 | 95.3  |
| 4.4     | 6.6     | 6.9     | 276.0  | 276.0 | 156.8 | 104.5 |
| 231.66  | 232.26  | 195.49  | 94.6   | 81.1  | 84.4  | 84.2  |
| 145.19  | 156.05  | 151.95  | 162.7  | 119.1 | 104.7 | 97.4  |
| 1456.35 | 2940.08 | 3182.08 | 3777.8                                       | 846.0 | 218.5 | 108.2 |
| 1600.38 | 3132.07 | 3353.79 | 3124.5                                       | 771.2 | 209.6 | 107.1 |
| 95.8    | 94.9    | 96.8    |  |       |       |       |
| 46.6    | 68.7    | 70.2    |  |       |       |       |
| 2.7     | 6.0     | 6.0     | 285.7  | 200.0 | 222.2 | 100.0 |
| 84.01   | 101.85  | 108.02  | 746.5  | 201.2 | 128.6 | 106.1 |
| 73.05   | 96.88   | 99.42   | 2958.9                                       | 370.1 | 136.1 | 102.6 |
| 20.07   | 24.21   | 16.57   | 690.4  | 141.7 | 82.6  | 68.4  |
| 99.2    | 99.8    | 99.8    |  |       |       |       |
| 13.59   | 20.02   | 28.32   | 319.6  | 301.0 | 208.4 | 141.5 |
| 1.93    | 1.95    | 1.98    | 113.1  | 104.8 | 102.6 | 101.5 |
| 1.16    | 1.16    | 1.20    | 112.1  | 104.3 | 103.4 | 103.4 |

a)Annual average wages of staff and workers since 1998 refer to average wages of staff and workers at post.

b)The tempos of income refer to real tempo, The price factor is taken out.

c)Annual per capita consumption is calculated at current prices,rempo is calculated at comparable prices.

d)Per capita living floor space of urban residents refer to the data calculated by urban constriction department.



## 8-2 居民消费水平及指数

### Annual Per Capita Consumption and Indices

本表绝对数按当年价格计算，指数按可比价格计算。

Value items in this table are calculated at current prices, while tempos are calculated at comparable prices.

| 年份<br>Year | 居民消费水平(元)<br>Annual Per Capita<br>Consumption (yuan) |                            |                            | 城乡消费水平对比<br>(农民=1)<br>Urban/Rural<br>Consumption<br>Rural<br>(Rural Residents=1) | 居民消费水平指数<br>Indices of Annual Per Capita Consumption |                            |                            |                                    |                            |                            |
|------------|--|----------------------------|----------------------------|--|--|----------------------------|----------------------------|------------------------------------|----------------------------|----------------------------|
|            | 全体居民<br>Rural & Urban<br>Residents                   | 农村居民<br>Rural<br>Residents | 城镇居民<br>Urban<br>Residents |  | 以上年为100 (preceding year=100)                         |                            |                            | 以1952年为100 (1952=100)              |                            |                            |
|            |  |                            |                            |  | 全体居民<br>Rural & Urban<br>Residents                   | 农村居民<br>Rural<br>Residents | 城镇居民<br>Urban<br>Residents | 全体居民<br>Rural & Urban<br>Residents | 农村居民<br>Rural<br>Residents | 城镇居民<br>Urban<br>Residents |
|            | 1952   | 64                         | 60                         |  | 132  | 2.2                        |                            |                                    |                            | 100.0                      |
| 1953       | 69   | 65                         | 135                        | 2.1  | 108.2  | 108.4                      | 102.5                      | 108.2                              | 108.4                      | 102.5                      |
| 1954       | 70   | 65                         | 129                        | 2.0  | 100.6  | 100.2                      | 95.6                       | 108.8                              | 108.6                      | 98.0                       |
| 1955       | 72   | 68                         | 121                        | 1.8  | 103.1  | 104.1                      | 93.7                       | 112.2                              | 113.1                      | 91.8                       |
| 1956       | 72   | 66                         | 149                        | 2.3  | 100.4  | 97.7                       | 123.0                      | 112.7                              | 110.5                      | 112.9                      |
| 1957       | 71   | 62                         | 186                        | 3.0  | 97.9   | 94.2                       | 125.1                      | 110.3                              | 104.1                      | 141.3                      |
| 1958       | 76   | 68                         | 176                        | 2.6  | 101.8  | 103.4                      | 85.0                       | 112.3                              | 107.6                      | 120.1                      |
| 1959       | 68   | 56                         | 179                        | 3.2  | 88.7   | 82.8                       | 104.0                      | 99.6                               | 89.1                       | 124.9                      |
| 1960       | 67   | 52                         | 194                        | 3.7  | 97.2   | 91.7                       | 107.8                      | 96.8                               | 81.7                       | 134.6                      |
| 1961       | 72   | 54                         | 234                        | 4.3  | 107.3  | 105.3                      | 118.5                      | 103.9                              | 86.0                       | 159.5                      |
| 1962       | 75   | 56                         | 287                        | 5.1  | 101.3  | 99.9                       | 122.1                      | 105.2                              | 85.9                       | 194.8                      |
| 1963       | 74   | 56                         | 298                        | 5.3  | 98.7   | 98.3                       | 104.0                      | 103.9                              | 84.5                       | 202.6                      |
| 1964       | 72   | 53                         | 302                        | 5.7  | 99.2   | 93.8                       | 108.8                      | 103.0                              | 79.2                       | 220.4                      |
| 1965       | 74   | 55                         | 291                        | 5.3  | 103.6  | 104.0                      | 100.1                      | 106.7                              | 82.4                       | 220.6                      |
| 1966       | 79   | 60                         | 290                        | 4.8  | 110.0  | 113.3                      | 104.0                      | 117.4                              | 93.4                       | 229.5                      |
| 1967       | 85   | 67                         | 291                        | 4.3  | 107.7  | 111.2                      | 101.5                      | 126.5                              | 103.8                      | 232.9                      |
| 1968       | 82   | 65                         | 289                        | 4.4  | 96.2   | 96.3                       | 98.5                       | 121.7                              | 100.0                      | 229.4                      |
| 1969       | 83   | 65                         | 316                        | 4.9  | 102.1  | 100.5                      | 109.2                      | 124.2                              | 100.5                      | 250.5                      |
| 1970       | 88   | 70                         | 326                        | 4.7  | 106.8  | 108.2                      | 103.2                      | 132.7                              | 108.7                      | 258.5                      |
| 1971       | 92   | 74                         | 294                        | 4.0  | 104.6  | 108.4                      | 90.2                       | 138.8                              | 117.9                      | 233.2                      |
| 1972       | 96   | 76                         | 316                        | 4.2  | 105.2  | 103.6                      | 107.3                      | 146.0                              | 122.1                      | 250.2                      |
| 1973       | 98   | 78                         | 333                        | 4.3  | 102.6  | 102.4                      | 105.6                      | 149.8                              | 125.0                      | 264.2                      |
| 1974       | 101  | 79                         | 351                        | 4.4  | 102.9  | 102.1                      | 105.5                      | 154.1                              | 127.7                      | 278.8                      |
| 1975       | 102  | 80                         | 362                        | 4.5  | 101.5  | 101.0                      | 103.1                      | 156.4                              | 128.9                      | 287.4                      |
| 1976       | 112  | 91                         | 365                        | 4.0  | 109.6  | 113.0                      | 100.6                      | 171.4                              | 145.7                      | 289.1                      |
| 1977       | 115  | 94                         | 369                        | 3.9  | 102.5  | 103.0                      | 100.5                      | 175.7                              | 150.1                      | 290.6                      |
| 1978       | 135  | 109                        | 428                        | 3.9  | 116.9  | 116.7                      | 116.3                      | 205.4                              | 175.1                      | 337.9                      |
| 1979       | 159  | 132                        | 447                        | 3.4  | 117.6  | 120.8                      | 104.4                      | 241.6                              | 211.6                      | 352.8                      |
| 1980       | 187  | 159                        | 471                        | 3.0  | 112.5  | 115.5                      | 98.6                       | 271.8                              | 244.4                      | 347.9                      |
| 1981       | 200  | 169                        | 496                        | 2.9  | 106.0  | 106.0                      | 102.7                      | 288.1                              | 259.0                      | 357.3                      |
| 1982       | 214  | 183                        | 502                        | 2.7  | 105.6  | 106.9                      | 99.4                       | 304.2                              | 276.9                      | 355.1                      |
| 1983       | 218  | 185                        | 523                        | 2.8  | 100.4  | 99.7                       | 101.4                      | 305.4                              | 276.1                      | 360.1                      |
| 1984       | 244  | 202                        | 605                        | 3.0  | 111.3  | 109.8                      | 113.5                      | 339.9                              | 303.1                      | 408.7                      |
| 1985       | 297  | 240                        | 750                        | 3.1  | 116.2  | 114.5                      | 116.4                      | 395.0                              | 347.1                      | 475.7                      |
| 1986       | 324  | 257                        | 817                        | 3.2  | 104.4  | 104.4                      | 102.3                      | 412.4                              | 362.3                      | 486.7                      |
| 1987       | 353  | 284                        | 898                        | 3.2  | 102.8  | 103.0                      | 101.4                      | 423.9                              | 373.2                      | 493.5                      |
| 1988       | 424  | 325                        | 1148                       | 3.5  | 102.3  | 100.6                      | 105.1                      | 433.7                              | 375.4                      | 518.7                      |
| 1989       | 471  | 360                        | 1256                       | 3.5  | 100.0  | 100.3                      | 88.7                       | 433.7                              | 376.6                      | 460.1                      |
| 1990       | 523  | 413                        | 1273                       | 3.1  | 101.8  | 101.3                      | 111.7                      | 441.5                              | 381.5                      | 513.9                      |
| 1991       | 550  | 429                        | 1362                       | 3.2  | 103.2  | 103.3                      | 101.8                      | 455.6                              | 394.1                      | 523.1                      |
| 1992       | 603  | 469                        | 1478                       | 3.2  | 105.1  | 103.8                      | 106.0                      | 478.9                              | 409.0                      | 554.5                      |
| 1993       | 756  | 592                        | 1762                       | 3.0  | 118.4  | 118.4                      | 114.4                      | 567.0                              | 484.3                      | 634.4                      |
| 1994       | 1304   | 781                        | 2476                       | 3.2  | 107.3  | 108.0                      | 101.8                      | 608.4                              | 523.0                      | 645.8                      |
| 1995       | 1382   | 1075                       | 3016                       | 2.8  | 110.1  | 111.8                      | 102.6                      | 669.8                              | 584.8                      | 662.6                      |
| 1996       | 1686   | 1326                       | 3504                       | 2.6  | 113.3  | 117.5                      | 102.5                      | 758.9                              | 687.1                      | 679.2                      |
| 1997       | 1842   | 1418                       | 3906                       | 2.8  | 106.7  | 105.0                      | 108.2                      | 809.7                              | 721.5                      | 734.9                      |
| 1998       | 1862   | 1401                       | 4038                       | 2.9  | 103.3  | 102.7                      | 103.0                      | 836.4                              | 741.0                      | 756.9                      |
| 1999       | 1902   | 1376                       | 4214                       | 3.1  | 105.3  | 103.5                      | 105.0                      | 880.7                              | 766.9                      | 794.7                      |
| 2000       | 2208   | 1587                       | 4902                       | 3.1  | 113.5  | 113.6                      | 112.7                      | 999.6                              | 871.2                      | 895.7                      |

### 8-3 各市居民消费水平及指数(2000年)

#### Per Capita Consumption and Indices by City (2000)

本表绝对数按当年价格计算, 指数按可比价格计算。

Value items in this table are calculated at current prices, while tempos are calculated at comparable prices.

| 市 | City             | 居民消费水平(元)                            |                            |                            | 指数(以上年为100)                        |                            |                            |
|---|------------------|--------------------------------------|----------------------------|----------------------------|------------------------------------|----------------------------|----------------------------|
|   |                  | Annual Per Capita Consumption (yuan) |                            |                            | Indices (preceding year=100)       |                            |                            |
|   |                  | 全体居民<br>Rural & Urban<br>Residents   | 农村居民<br>Rural<br>Residents | 城镇居民<br>Urban<br>Residents | 全体居民<br>Rural & Urban<br>Residents | 农村居民<br>Rural<br>Residents | 城镇居民<br>Urban<br>Residents |
| 全 | 省 Total          | 2208                                 | 1587                       | 4902                       | 113.5                              | 113.6                      | 112.7                      |
| 郑 | 州市 Zhengzhou     | 4267                                 | 2407                       | 7523                       | 109.1                              | 110.5                      | 103.9                      |
| 开 | 封市 Kaifeng       | 2506                                 | 2116                       | 4201                       | 110.4                              | 111.1                      | 108.2                      |
| 洛 | 阳市 Luoyang       | 2536                                 | 1572                       | 5547                       | 112.6                              | 111.9                      | 111.8                      |
| 平 | 顶山市 Pingdingshan | 2379                                 | 1474                       | 5270                       | 107.6                              | 106.7                      | 107.4                      |
| 安 | 阳市 Anyang        | 2211                                 | 1617                       | 4953                       | 104.6                              | 103.9                      | 105.1                      |
| 鹤 | 壁市 Hebi          | 2399                                 | 1771                       | 3953                       | 106.3                              | 105.0                      | 107.4                      |
| 新 | 乡市 Xinxiang      | 2237                                 | 1632                       | 4638                       | 100.3                              | 111.8                      | 82.7                       |
| 焦 | 作市 Jiaozuo       | 2344                                 | 1646                       | 4023                       | 109.8                              | 108.6                      | 109.7                      |
| 濮 | 阳市 Puyang        | 1979                                 | 1202                       | 5823                       | 112.9                              | 103.7                      | 125.3                      |
| 许 | 昌市 Xvchang       | 2596                                 | 2075                       | 5295                       | 110.0                              | 109.9                      | 108.6                      |
| 漯 | 河市 Luohe         | 2409                                 | 1704                       | 4955                       | 112.6                              | 110.0                      | 115.3                      |
| 三 | 门峡市 Sanmenxia    | 2217                                 | 1377                       | 4493                       | 107.0                              | 102.3                      | 110.6                      |
| 南 | 阳市 Nanyang       | 1688                                 | 1359                       | 3739                       | 103.4                              | 101.8                      | 106.2                      |
| 商 | 丘市 Shangqiu      | 1504                                 | 1128                       | 3987                       | 93.4                               | 89.1                       | 86.3                       |
| 信 | 阳市 Xinyang       | 1780                                 | 1560                       | 3093                       | 95.8                               | 101.3                      | 77.2                       |
| 周 | 口市 Zhoukou       | 1497                                 | 1308                       | 3280                       | 103.7                              | 104.2                      | 100.9                      |
| 驻 | 马店市 Zhumadian    | 1590                                 | 1324                       | 3730                       | 102.8                              | 101.4                      | 107.0                      |
| 济 | 源市 Jiyuan        | 2647                                 | 1849                       | 4294                       | 111.4                              | 114.2                      | 115.9                      |

### 8-4 城乡居民收支

#### Per Capita Income and Expenditures in Urban and Rural Areas

指数以上年为100, 按可比价格计算。

Indices are preceding year=100, while tempos are calculated at comparable prices.

单位:元 (yuan)

| 年份<br>Year | 城镇居民家庭人均<br>Per Capita Annual Income and<br>Expenditures of Urban Household |                               |                        |                                   |                             |         | 农民家庭人均<br>Per Capita Annual Income and<br>Expenditures of Rural Household |                           |                              |        |
|------------|---|-------------------------------|------------------------|-----------------------------------|-----------------------------|---------|---|---------------------------|------------------------------|--------|
|            | 可支配<br>收入   | 可支配<br>收入指数                   | 生活费<br>收入              | 生活费<br>收入指数                       | 消费性<br>支出                   | #食品     | 纯收入   | 纯收入<br>指数                 | 生活消费<br>支出                   | #食品    |
|            | Disposable<br>Income  | Disposable<br>Income<br>Index | Income<br>of<br>living | Indices of<br>Income<br>of living | Consumption<br>Expenditures | Food    | Net<br>Income   | Index<br>of Net<br>Income | Expenditures<br>of<br>Living | Food   |
| 1978       |   |                               | 291.00                 |                                   | 274.00                      | 163.00  | 104.71  |                           | 81.70                        |        |
| 1979       |   |                               |                        |                                   |                             |         | 133.56  |                           | 110.83                       | 67.32  |
| 1980       |   |                               | 341.60                 |                                   | 335.02                      | 192.66  | 160.78  |                           | 135.51                       | 78.49  |
| 1981       |   |                               | 369.73                 | 105.7                             | 363.23                      | 205.18  | 215.57  |                           | 165.57                       | 89.08  |
| 1982       |   |                               | 402.23                 | 106.9                             | 382.47                      | 214.17  | 216.74  |                           | 177.90                       | 101.18 |
| 1983       |   |                               | 422.06                 | 102.0                             | 405.00                      | 232.07  | 272.00  |                           | 196.35                       | 113.71 |
| 1984       |   |                               | 466.82                 | 108.2                             | 431.68                      | 244.37  | 301.17  |                           | 219.64                       | 122.46 |
| 1985       |   |                               | 560.95                 | 112.8                             | 556.72                      | 277.74  | 328.78  |                           | 260.19                       | 145.83 |
| 1986       |   |                               | 667.55                 | 111.4                             | 653.83                      | 333.59  | 333.64  | 99.7                      | 292.48                       | 159.88 |
| 1987       |   |                               | 744.25                 | 103.4                             | 711.27                      | 379.57  | 377.72  | 110.1                     | 309.90                       | 164.03 |
| 1988       |   |                               | 862.12                 | 95.3                              | 896.55                      | 465.99  | 401.32  | 98.2                      | 346.73                       | 179.42 |
| 1989       |   |                               | 1015.01                | 102.5                             | 963.97                      | 533.19  | 457.06  | 102.5                     | 390.05                       | 199.99 |
| 1990       |   |                               | 1152.95                | 113.0                             | 1067.67                     | 585.27  | 526.95  | 105.5                     | 437.73                       | 240.93 |
| 1991       |   |                               | 1249.50                | 103.1                             | 1199.95                     | 644.26  | 539.29  | 102.3                     | 454.68                       | 242.83 |
| 1992       | 1608.03   |                               | 1459.15                | 108.5                             | 1342.58                     | 716.99  | 588.48  | 104.9                     | 472.61                       | 264.02 |
| 1993       | 1962.75   | 110.4                         | 1792.88                | 111.1                             | 1609.26                     | 798.78  | 695.85  | 109.0                     | 564.93                       | 334.52 |
| 1994       | 2618.55   | 104.7                         | 2398.35                | 105.0                             | 2155.15                     | 1074.18 | 909.81  | 103.4                     | 731.78                       | 426.17 |
| 1995       | 3299.46   | 107.8                         | 3029.47                | 108.0                             | 2673.95                     | 1338.93 | 1231.97   | 109.5                     | 929.39                       | 544.26 |
| 1996       | 3755.44   | 103.9                         | 3450.11                | 104.0                             | 3009.35                     | 1439.32 | 1579.19   | 113.8                     | 1206.43                      | 670.89 |
| 1997       | 4093.62   | 106.4                         | 3713.86                | 105.1                             | 3378.02                     | 1506.25 | 1733.89   | 107.4                     | 1270.52                      | 693.09 |
| 1998       | 4219.42   | 105.3                         | 3797.27                | 104.4                             | 3415.65                     | 1454.99 | 1864.05   | 106.5                     | 1240.30                      | 700.78 |
| 1999       | 4532.36   | 111.2                         | 4077.48                | 111.2                             | 3497.53                     | 1427.65 | 1948.36   | 106.4                     | 1163.98                      | 617.46 |
| 2000       | 4766.26   | 106.1                         | 4303.74                | 106.5                             | 3830.71                     | 1386.76 | 1985.82   | 105.9                     | 1315.83                      | 654.13 |

## 8-5 各市城乡居民收支情况(2000年)

Per Capita Income and Expenditures  
in Urban and Rural by City(2000)

单位: 元

(yuan)

| 市          | City         | 城镇居民人均                        |                                      |                 | 农村居民人均                       |                                 |                 |
|------------|--------------|-------------------------------|--------------------------------------|-----------------|------------------------------|---------------------------------|-----------------|
|            |              | Per Capita (Urban) Residents  |                                      |                 | Per Capita (Rural) Residents |                                 |                 |
|            |              | 可支配收入<br>Disposable<br>Income | 消费性支出<br>Consumption<br>Expenditures | #食品支出<br># Food | 纯收入<br>Net<br>Income         | 生活费支出<br>living<br>Expenditures | #食品支出<br># Food |
| <b>全 省</b> | <b>Total</b> | <b>4766.26</b>                | <b>3830.71</b>                       | <b>1386.76</b>  | <b>1985.82</b>               | <b>1315.83</b>                  | <b>654.13</b>   |
| 郑 州 市      | Zhengzhou    | 5934.81                       | 5031.30                              | 1712.94         | 2912.00                      | 1821.00                         | 630.00          |
| 开 封 市      | Kaifeng      | 4088.61                       | 3205.50                              | 1220.65         | 2096.00                      | 1186.00                         | 498.00          |
| 洛 阳 市      | Luoyang      | 5201.14                       | 4263.40                              | 1500.74         | 1976.00                      | 1337.00                         | 503.00          |
| 平 顶 山 市    | Pingdingshan | 4789.66                       | 3995.40                              | 1339.94         | 1967.00                      | 1096.00                         | 488.00          |
| 安 阳 市      | Anyang       | 4501.63                       | 3450.00                              | 1161.98         | 2129.00                      | 1322.00                         | 610.00          |
| 鹤 壁 市      | Hebi         | 3945.89                       | 3182.20                              | 1115.38         | 2105.00                      | 1259.00                         | 503.00          |
| 新 乡 市      | Xinxiang     | 4700.05                       | 3664.00                              | 1361.60         | 2165.00                      | 1397.00                         | 595.00          |
| 焦 作 市      | Jiaozuo      | 4007.59                       | 3467.70                              | 1158.13         | 2564.00                      | 1511.00                         | 524.00          |
| 濮 阳 市      | Puyang       | 4089.68                       | 3536.70                              | 1294.60         | 1845.00                      | 1028.00                         | 523.00          |
| 许 昌 市      | Xvchang      | 4410.48                       | 3355.10                              | 1239.15         | 2520.00                      | 1391.00                         | 607.00          |
| 漯 河 市      | Luohe        | 4633.13                       | 3604.00                              | 1191.76         | 2303.00                      | 1224.00                         | 583.00          |
| 三 门 峡 市    | Sanmenxia    | 5245.11                       | 4158.30                              | 1397.86         | 2161.00                      | 1299.00                         | 540.00          |
| 南 阳 市      | Nanyang      | 4429.54                       | 3402.90                              | 1345.42         | 1889.00                      | 1179.00                         | 562.00          |
| 商 丘 市      | Shangqiu     | 4077.00                       | 3171.10                              | 1147.03         | 1815.00                      | 1004.00                         | 479.00          |
| 信 阳 市      | Xinyang      | 4037.02                       | 3110.40                              | 1509.90         | 1916.00                      | 1385.00                         | 821.00          |
| 周 口 市      | Zhoukou      | 3645.51                       | 2782.40                              | 1110.46         | 1915.00                      | 1234.00                         | 562.00          |
| 驻 马 店 市    | Zhumadian    | 4406.54                       | 3378.20                              | 1191.12         | 1905.00                      | 1210.00                         | 582.00          |
| 济 源 市      | Jiyuan       | 4723.44                       | 3525.30                              | 1087.41         | 2425.00                      | 1501.00                         | 482.00          |

## 8-6 城镇居民家庭基本情况

## Basic Condition of Urban Households Life

| 项 目            | Item  | 1985    | 1990    | 1995    | 1999    | 2000    |
|----------------|---|---------|---------|---------|---------|---------|
| 调查市县数(个)       | Number of Cities Surveyed (Entries)                     | 21      | 23      | 27      | 27      | 27      |
| 调查户数(户)        | Number of Households Surveyed (household)               | 1800    | 1860    | 2200    | 2440    | 2820    |
| 家庭人口数(人)       | Household Size (person)                                 | 7394.98 | 6690.91 | 7353.67 | 7841.71 | 9104.63 |
| 平均每户家庭人口数(人)   | Average Household Size (person)                         | 4.11    | 3.60    | 3.34    | 3.21    | 3.23    |
| 就业人口数(人)       | Number of Person Employed (person)                      | 4049.82 | 3883.88 | 4151.26 | 4429.85 | 4690.38 |
| 平均每户就业人口数(人)   | Average Employed Persons<br>Per Household (person)      | 2.25    | 2.09    | 1.89    | 1.82    | 1.66    |
| 平均每一就业者负担人数(人) | Number of Persons Supported<br>by Each Laborer (person) | 1.83    | 1.72    | 1.77    | 1.77    | 1.94    |
| 平均每人全年实际收入(元)  | Per Capita Annual Actual Income (yuan)                  | 603.93  | 1274.62 | 3302.14 | 4553.74 | 4784.04 |
| #可支配收入         | Per Capita Disposable Income                            |         |         | 3299.46 | 4532.36 | 4766.26 |
| #生活费收入         | Per Capita Living Income                                | 560.95  | 1152.95 | 3029.47 | 4077.48 | 4303.74 |
| 平均每人全年实际支出(元)  | Per Capita Annual Actual Expenditures(yuan)             | 593.40  | 1188.91 | 3161.27 | 4320.88 | 4486.47 |
| #消费性支出         | Consumption Expenditures                                | 556.72  | 1067.67 | 2673.95 | 3497.53 | 3830.71 |
| 居住面积(平方米)      | Living Space (sq.m)                                     | 62712   | 74625   | 88055   | 104044  | 130769  |
| 平均每户居住面积       | Per Household Living Space                              | 34.84   | 40.12   | 40.03   | 42.64   | 46.37   |
| 平均每人居住面积       | Per Capita Living space                                 | 8.48    | 11.14   | 11.97   | 13.27   | 14.39   |
| 辅助面积(平方米)      | Auxiliary Space (sq.m)                                  | 18045   | 19038   | 34444   | 48769   | 61714   |
| 平均每户辅助面积       | Per Household Auxiliary Space                           | 10.03   | 10.24   | 15.66   | 19.99   | 21.88   |
| 平均每人辅助面积       | Per Capita Auxiliary Space                              | 2.44    | 2.84    | 4.68    | 6.22    | 6.79    |
| 居住间数(间)        | Living Rooms (room)                                     | 4880    | 5337    | 6050    | 6802    | 8142    |
| 平均每间居住人数(人)    | Number of persons Supported<br>by Per Room (person)     | 1.52    | 1.26    | 1.22    | 1.15    | 1.12    |

注: 1.平均每一就业者负担人数包括就业者本人(下同)。

2.人均居住(辅助)面积是按家庭常住人口计算的。

a)Number of Dependents of per Laborer Contained himself.(The same as in following table)

b)Per Capita Floor space of Residential Building is Calculated by persons Living in it continuously.

### 8-7 按收入等级分的城镇居民家庭生活基本情况 (2000年)

#### Basic Condition of Urban Households Life by Income Level (2000)

| 项 目       | Item                           | 总平均<br>Average                    | 最低收入户<br>Lowest Income Households       |                                | 低收入户<br>Low Income Households      | 中等偏下户<br>Lower Middle Income Households |
|-----------|--------------------------------|-----------------------------------|---|--------------------------------|------------------------------------|---|
|           |                                |                                   | #困难户<br>Difficult Households            |                                |                                    |   |
| 调查户数 (户)  | Number of Households           |                                   |   |                                |                                    |   |
|           | Surveyed (household)           | 2820                              | 282                                     | 151                            | 282                                | 564                                     |
| 比重 (%)    | Proportion (%)                 | 100.0                             | 10.0                                    | 5.4                            | 10.0                               | 20.0                                    |
| 家庭人口数 (人) | Household Size (person)        | 9104.63                           | 1026.73                                 | 554.21                         | 1024.45                            | 1950.42                                 |
| 就业人口数 (人) | Number of Person               |                                   |   |                                |                                    |   |
|           | Employed (person)              | 4690.38                           | 439.03                                  | 233.57                         | 501.44                             | 985.71                                  |
| 平均每户      | Per Household                  |                                   |   |                                |                                    |   |
| 家庭人口数 (人) | Average Household Size(person) | 3.23                              | 3.64                                    | 3.67                           | 3.63                               | 3.46                                    |
| 就业人口数 (人) | Average Employed Persons       |                                   |   |                                |                                    |   |
|           | Per Household (person)         | 1.66                              | 1.56                                    | 1.55                           | 1.78                               | 1.75                                    |
| 平均每一就业者   | Number of Persons Supported    |                                   |   |                                |                                    |   |
| 负担人数 (人)  | by Each Laborer (person)       | 1.94                              | 2.34                                    | 2.37                           | 2.04                               | 1.98                                    |
| 平均每人全年    | Per Capita Annual              |                                   |   |                                |                                    |   |
| 实际收入 (元)  | Actual Income                  | 4784.04                           | 1827.19                                 | 1538.01                        | 2620.92                            | 3462.29                                 |
| #可支配收入    | Disposable Income              | 4766.26                           | 1812.71                                 | 1523.98                        | 2607.90                            | 3447.45                                 |
| #生活费收入    | Living Income                  | 4303.74                           | 1720.52                                 | 1464.72                        | 2427.87                            | 3168.02                                 |
| 消费性支出 (元) | Expenditures of Consumption    | 3830.71                           | 1730.38                                 | 1499.83                        | 2333.29                            | 3027.75                                 |
| 项 目       | Item                           | 中等收入户<br>Middle Income Households | 中等偏上户<br>Upper Middle Income Households | 高收入户<br>High Income Households | 最高收入户<br>Highest Income Households |   |
| 调查户数 (户)  | Number of Households           |                                   |   |                                |                                    |   |
|           | Surveyed (household)           | 564                               | 564                                     | 282                            | 282                                |   |
| 比重 (%)    | Proportion (%)                 | 20.0                              | 20.0                                    | 10.0                           | 10.0                               |   |
| 家庭人口数 (人) | Household Size (person)        | 1831.92                           | 1707.22                                 | 816.62                         | 747.27                             |   |
| 就业人口数 (人) | Number of Person               |                                   |   |                                |                                    |   |
|           | Employed (person)              | 970.36                            | 923.97                                  | 456.99                         | 412.89                             |   |
| 平均每户      | Per Household                  |                                   |   |                                |                                    |   |
| 家庭人口数 (人) | Average Household Size(person) | 3.25                              | 3.03                                    | 2.90                           | 2.65                               |   |
| 就业人口数 (人) | Average Employed Persons       |                                   |   |                                |                                    |   |
|           | Per Household (person)         | 1.72                              | 1.64                                    | 1.62                           | 1.46                               |   |
| 平均每一就业者   | Number of Persons Supported    |                                   |   |                                |                                    |   |
| 负担人数 (人)  | by Each Laborer (person)       | 1.89                              | 1.85                                    | 1.79                           | 1.81                               |   |
| 平均每人全年    | Per Capita Annual              |                                   |   |                                |                                    |   |
| 实际收入 (元)  | Actual Income                  | 4540.27                           | 5869.40                                 | 7298.99                        | 10631.59                           |   |
| #可支配收入    | Disposable Income              | 4523.78                           | 5848.16                                 | 7276.90                        | 10604.63                           |   |
| #生活费收入    | Living Income                  | 4123.75                           | 5260.82                                 | 6442.98                        | 9305.95                            |   |
| 消费性支出 (元) | Expenditures of Consumption    | 3700.85                           | 4654.43                                 | 5668.95                        | 7292.80                            |   |

## 8-8 城镇居民家庭平均每人全年现金收支情况

### Per Capita Annual Cash Income and Expenditures of Urban Households

单位: 元

(yuan)

| 项 目           | Item   | 1992           | 1995           | 1999           | 2000           |
|---------------|--|----------------|----------------|----------------|----------------|
| <b>期初手存现金</b> | <b>Cash Available (year-beginning)</b>                                   | <b>94.67</b>   | <b>181.53</b>  | <b>371.19</b>  | <b>206.77</b>  |
| <b>可支配收入</b>  | <b>Disposable Income</b>   | <b>1608.03</b> | <b>3299.46</b> | <b>4532.36</b> | <b>4766.26</b> |
| <b>现金收入</b>   | <b>Cash Income</b>   | <b>1905.39</b> | <b>3887.27</b> | <b>5437.05</b> | <b>5717.67</b> |
| 实际收入          | Actual Income  | 1609.37        | 3302.14        | 4553.74        | 4784.04        |
| #生活费用收入       | Living Income  | 1459.15        | 3029.47        | 4077.48        | 4303.74        |
| 国有单位职工工资      | Wages of Staff & Workers<br>in State-Owned Units                         | 1078.74        | 2125.87        | 2916.06        | 2641.47        |
| 集体单位职工工资      | Wages of Staff & Workers<br>in Collective-Owned Units                    | 134.38         | 183.51         | 184.22         | 182.86         |
| 其他经济类型单位职工    | Total Income of Staff & Workers<br>in Other Ownership                    | 0.85           | 9.08           | 14.47          | 45.85          |
| 全部收入          | Other Income of Staff & Workers from<br>State and Collective Owned Units | 108.15         | 147.53         |                |                |
| 个体经营者的净收益     | Net Income of Individual Employee  | 15.99          | 61.09          | 110.46         | 230.89         |
| 个体被雇者收入       | Income of Individual Employee  | 0.51           | 4.62           | 20.96          | 50.83          |
| 离退休再就业人员收入    | Income of Taking up Occupation<br>and Retired Person                     | 10.29          | 20.69          | 23.10          | 28.76          |
| 其他就业者收入       | Income of Other Employed persons   | 1.75           | 1.15           | 3.56           | 8.45           |
| 其他劳动收入        | Income of Other labourer   | 12.88          | 37.37          | 61.29          | 77.90          |
| 财产性收入         | Property Income  | 21.21          | 57.76          | 210.59         | 299.93         |
| #利息           | Interest   | 16.64          | 41.50          | 35.77          | 26.41          |
| 转移收入          | Transfer Income  | 224.09         | 652.94         | 1008.41        | 1216.13        |
| #赡养收入         | Income of Alimony  | 14.58          | 25.76          | 40.23          | 54.74          |
| 赠送收入          | Income of Presentation   | 27.00          | 35.14          | 92.74          | 94.61          |
| 亲友搭伙费         | Food expenditure from kinsfolk   | 7.92           | 13.03          | 11.71          | 8.80           |
| 记帐补贴          | Subsidy for taking accounts  | 6.50           | 6.99           | 19.49          | 15.28          |
| 家庭副业生产收入      | Income of Household Sideline Production                                  | 0.53           | 0.53           | 0.62           | 0.97           |
| 借贷收入          | Income of Borrow Money and Loan  | 296.02         | 585.14         | 883.32         | 933.63         |
| #提取储蓄存款       | Drawing Money from Banks   | 183.69         | 443.30         | 621.07         | 731.13         |
| 借入款           | Borrow Money   | 74.97          | 107.66         | 196.74         | 150.02         |
| <b>现金支出</b>   | <b>Cash Expenditures</b>   | <b>1870.98</b> | <b>3852.13</b> | <b>5375.48</b> | <b>5516.68</b> |
| 实际支出          | Actual Expenditures  | 1532.10        | 3161.27        | 4320.88        | 4486.47        |
| #消费性支出        | Expenditures of Consumption  | 1342.58        | 2673.95        | 3497.53        | 3830.71        |
| 非消费性支出        | Expenditures of Non-Consumption  | 188.19         | 485.87         | 822.51         | 654.72         |
| 借贷支出          | Expenditures of Lend Money and Savings                                   | 338.88         | 690.86         | 1054.60        | 1030.21        |
| #存入储蓄款        | Savings deposits   | 209.85         | 560.42         | 801.66         | 810.95         |
| 归还借款          | Repay Money  | 23.37          | 53.94          | 78.99          | 78.03          |
| 借出款           | Lend Money   | 54.24          | 26.89          | 35.13          | 47.22          |
| <b>期末手存现金</b> | <b>Total cash at year end</b>  | <b>129.08</b>  | <b>216.67</b>  | <b>432.76</b>  | <b>407.76</b>  |

## 8-9 城镇居民家庭平均每人全年消费性支出

## Per Capita Annual Consumption Expenditures of Urban Households

| 单位: 元             |   | (yuan)         |                |                |                |
|-------------------|---|----------------|----------------|----------------|----------------|
| 项目                | Item  | 1992           | 1995           | 1999           | 2000           |
| <b>消费性支出</b>      | <b>Consumption Expenditures</b>                   | <b>1342.58</b> | <b>2673.95</b> | <b>3497.53</b> | <b>3830.71</b> |
| <b>食品</b>         | <b>Food</b>                                       | <b>716.99</b>  | <b>1338.93</b> | <b>1427.65</b> | <b>1386.76</b> |
| #粮食               | Grain   | 135.43         | 295.83         | 252.82         | 219.78         |
| 淀粉及薯类             | Starches and Tubers                               | 11.38          | 21.10          | 22.87          | 23.45          |
| 干豆类及豆制品           | Beans and Bean Products                           | 13.66          | 24.86          | 27.52          | 26.43          |
| 油脂类               | Oil and Fats                                      | 27.81          | 59.64          | 59.34          | 55.61          |
| 肉禽及制品             | Meat,Poultry and Related Products                 | 138.66         | 261.05         | 263.12         | 264.88         |
| 蛋类                | Eggs  | 53.81          | 85.63          | 82.38          | 67.48          |
| 水产品类              | Aquatic Products                                  | 17.21          | 31.19          | 36.07          | 34.76          |
| 菜类                | Vegetables  | 71.18          | 140.05         | 139.88         | 138.55         |
| 调味品               | Condiments  | 13.09          | 19.76          | 26.01          | 26.50          |
| 糖类                | Sugar   | 9.08           | 17.46          | 16.75          | 16.42          |
| 烟草类               | Tobacco   | 51.13          | 63.84          | 83.24          | 87.18          |
| 酒和饮料              | Liquor and Beverages                              | 52.69          | 81.64          | 100.48         | 110.75         |
| 干鲜瓜果              | Dried and Fresh Melons and Fruits                 | 48.49          | 88.67          | 90.20          | 74.92          |
| 坚果及果仁             | Nuts and Kernels                                  | 8.15           | 16.46          | 22.26          | 23.12          |
| 糕点类               | Cake  | 16.48          | 31.39          | 32.34          | 31.07          |
| 奶及奶制品             | Milk and dairy Products                           | 11.78          | 24.17          | 37.63          | 43.28          |
| 在外用餐              | Dining Out  | 32.72          | 67.17          | 120.82         | 127.27         |
| 食品加工服务费           | Food Processing Service Fees                      | 0.82           | 0.71           | 1.32           | 1.29           |
| <b>衣着</b>         | <b>Clothing</b>                                   | <b>221.79</b>  | <b>437.45</b>  | <b>431.79</b>  | <b>460.99</b>  |
| #服装               | Garments  | 121.00         | 268.27         | 288.92         | 314.99         |
| 衣着材料              | Clothing Materials                                | 47.24          | 65.21          | 32.16          | 28.10          |
| 鞋帽袜及其他衣着          | Foot,Wear,Hats and Other Clothing                 | 47.41          | 90.45          | 99.34          | 108.48         |
| 衣着加工服务费           | Tailoring and Laundering Service Fees             | 6.15           | 13.52          | 11.36          | 9.42           |
| <b>家庭设备、用品及服务</b> | <b>Household Facilities, Articles and Service</b> | <b>108.89</b>  | <b>220.24</b>  | <b>288.55</b>  | <b>312.97</b>  |
| #耐用消费品            | Durable Consumer Goods                            | 56.87          | 121.38         | 156.66         | 187.41         |
| 室内装饰品             | Interior Decorations                              | 5.88           | 9.47           | 13.76          | 11.15          |
| 床上用品              | Bed Articles                                      | 8.75           | 15.32          | 18.36          | 20.37          |
| 家庭日用杂品            | Household Articles for Daily Use                  | 23.85          | 48.76          | 58.57          | 59.40          |
| 家具材料              | Furniture Materials                               | 5.61           | 6.32           | 7.38           | 3.75           |
| 家务服务              | Household Services                                | 7.92           | 19.00          | 33.82          | 30.88          |
| <b>医疗保健</b>       | <b>Medicine and medical Service</b>               | <b>38.92</b>   | <b>96.97</b>   | <b>208.14</b>  | <b>280.78</b>  |
| #医药费              | Expenses for Medical Care                         | 30.16          | 75.75          | 158.22         | 213.39         |
| <b>交通和通讯</b>      | <b>transportation and communications</b>          | <b>27.53</b>   | <b>114.35</b>  | <b>217.00</b>  | <b>246.24</b>  |
| 交通                | transportation                                    | 25.20          | 60.96          | 90.32          | 94.36          |
| 通讯                | Communication                                     | 2.33           | 53.39          | 126.68         | 151.89         |
| <b>娱乐、教育、文化服务</b> | <b>Recreation,education and Cultural services</b> | <b>102.65</b>  | <b>200.18</b>  | <b>337.76</b>  | <b>407.26</b>  |
| 文娛用耐用消费品          | Recreation Durable Consumer Goods                 | 33.07          | 48.48          | 76.01          | 100.19         |
| 教育                | Educations  | 47.33          | 105.81         | 190.87         | 234.20         |
| 文化娱乐              | Recreation  | 22.25          | 45.88          | 70.88          | 72.87          |
| <b>居住</b>         | <b>Residence</b>                                  | <b>67.88</b>   | <b>159.31</b>  | <b>421.31</b>  | <b>547.19</b>  |
| 住房                | Housing   | 21.22          | 52.12          | 239.95         | 341.08         |
| 水电燃料及其他           | water,Electricity and Fuels                       | 46.66          | 107.19         | 181.36         | 206.11         |
| <b>杂项商品和服务</b>    | <b>Miscellaneous and Services</b>                 | <b>57.93</b>   | <b>106.52</b>  | <b>165.32</b>  | <b>188.52</b>  |
| 个人消费              | Privatal Expenditures                             | 43.49          | 84.43          | 131.99         | 144.07         |
| 其他商品              | Other Commodities                                 | 5.87           | 5.09           | 8.77           | 11.65          |
| 其他服务              | Other Services                                    | 8.57           | 17.00          | 24.56          | 32.80          |

8-10 按收入等级分的城镇居民家庭平均每人  
全年消费性支出（2000年）

单位:元

| 项 目               | Item  | 总平均<br>Average | 最低收入户                          |                                 |
|-------------------|---|----------------|--------------------------------|---------------------------------|
|                   |   |                | Lowest<br>Income<br>Households | #困难户<br>Difficult<br>Households |
| <b>消费性支出</b>      | <b>Expenditures of Consumption</b>                    | <b>3830.71</b> | <b>1730.38</b>                 | <b>1499.83</b>                  |
| <b>食品</b>         | <b>Food</b>   | <b>1386.76</b> | <b>792.05</b>                  | <b>693.19</b>                   |
| #粮食               | Grain   | 219.78         | 193.78                         | 182.19                          |
| 油脂类               | Oil and Fats  | 55.61          | 47.87                          | 44.48                           |
| 肉禽及制品             | Meat,Poultry and Related Products                     | 264.88         | 134.14                         | 113.87                          |
| 蛋类                | Eggs  | 67.48          | 47.62                          | 44.21                           |
| 水产品               | Aquatic Products                                      | 34.76          | 13.87                          | 12.54                           |
| 菜类                | Vegetables  | 138.55         | 91.43                          | 83.00                           |
| 烟草类               | Tobacco   | 87.18          | 47.13                          | 39.22                           |
| 酒和饮料              | Liquor and Beverages                                  | 110.75         | 47.14                          | 32.79                           |
| 奶及奶制品             | Milk and dairy Products                               | 43.28          | 15.33                          | 11.63                           |
| <b>衣着</b>         | <b>Clothing</b>                                       | <b>460.99</b>  | <b>153.71</b>                  | <b>115.02</b>                   |
| #服装               | Garments  | 314.99         | 94.84                          | 68.50                           |
| <b>家庭设备、用品及服务</b> | <b>Household Facilities,<br/>Articles and Service</b> | <b>312.97</b>  | <b>54.30</b>                   | <b>48.30</b>                    |
| #耐用消费品            | Durable Consumer Goods                                | 187.41         | 14.81                          | 13.94                           |
| 室内装饰品             | Interior Decorations                                  | 11.15          | 1.93                           | 1.50                            |
| 床上用品              | Bed Articles  | 20.37          | 4.62                           | 4.07                            |
| 家庭日用杂品            | Household Articles for Daily Use                      | 59.40          | 24.73                          | 23.22                           |
| <b>医疗保健</b>       | <b>Medicine and medical Service</b>                   | <b>280.78</b>  | <b>135.11</b>                  | <b>128.14</b>                   |
| #医药费              | Expenses for medical care                             | 213.39         | 97.62                          | 95.08                           |
| <b>交通和通讯</b>      | <b>transportation and<br/>communications</b>          | <b>246.24</b>  | <b>77.18</b>                   | <b>59.26</b>                    |
| 交通                | transportation  | 94.36          | 24.34                          | 18.69                           |
| 通讯                | Communication   | 151.89         | 52.84                          | 40.57                           |
| <b>娱乐、教育、文化服务</b> | <b>Recreation,Education<br/>and Cultural services</b> | <b>407.26</b>  | <b>147.04</b>                  | <b>126.16</b>                   |
| #文娛用耐用消费品         | Recreation Durable Consumer Goods                     | 100.19         | 8.68                           | 4.99                            |
| 教育                | Educations  | 234.20         | 116.95                         | 105.45                          |
| <b>居住</b>         | <b>Residence</b>                                      | <b>547.19</b>  | <b>324.01</b>                  | <b>292.03</b>                   |
| 住房                | Housing   | 341.08         | 192.79                         | 177.88                          |
| 水电燃料及其他           | water,Electricity and Fuels                           | 206.11         | 131.21                         | 114.16                          |
| <b>杂项商品和服务</b>    | <b>Miscellaneous<br/>Commodities and Services</b>     | <b>188.52</b>  | <b>46.97</b>                   | <b>37.73</b>                    |

Per Capita Annual Consumption Expenditures of Urban  
Households by Income Level (2000)

(yuan)

| 低收入户<br>Low<br>Income<br>Households | 中等偏下户<br>Lower Middle<br>Income<br>Households | 中等收入户<br>Middle<br>Income<br>Households | 中等偏上户<br>Upper Middle<br>Income<br>Households | 高收入户<br>High<br>Income<br>Households | 最高收入户<br>Highest<br>Income<br>Households |
|-------------------------------------|---|---|---|--------------------------------------|--|
| <b>2333.29</b>                      | <b>3027.75</b>                                | <b>3700.85</b>                          | <b>4654.43</b>                                | <b>5668.95</b>                       | <b>7292.80</b>                           |
| <b>984.98</b>                       | <b>1184.68</b>                                | <b>1404.23</b>                          | <b>1656.55</b>                                | <b>1851.30</b>                       | <b>2115.23</b>                           |
| 191.53                              | 204.53  | 221.49                                  | 237.15  | 252.61                               | 254.27                                   |
| 49.62                               | 53.26   | 57.66                                   | 57.49   | 61.82                                | 64.48                                    |
| 173.83                              | 226.25  | 278.58                                  | 328.21  | 346.34                               | 402.92                                   |
| 55.67                               | 62.95   | 71.31                                   | 73.96   | 80.47                                | 84.43                                    |
| 21.04                               | 26.74   | 36.26                                   | 45.88   | 46.70                                | 61.08                                    |
| 105.06                              | 124.61  | 138.29                                  | 162.70  | 168.74                               | 198.04                                   |
| 66.54                               | 78.26   | 85.03                                   | 103.91  | 110.90                               | 134.87                                   |
| 70.03                               | 90.56   | 116.19                                  | 142.88  | 150.55                               | 176.43                                   |
| 25.81                               | 33.12   | 43.97                                   | 56.61   | 66.24                                | 74.88                                    |
| <b>236.44</b>                       | <b>341.14</b>                                 | <b>471.57</b>                           | <b>613.59</b>                                 | <b>715.74</b>                        | <b>850.86</b>                            |
| 151.41                              | 222.92  | 321.65                                  | 427.66  | 500.86                               | 605.19                                   |
| <b>132.57</b>                       | <b>184.01</b>                                 | <b>266.99</b>                           | <b>385.64</b>                                 | <b>536.02</b>                        | <b>955.21</b>                            |
| 69.77                               | 97.07   | 149.48                                  | 233.12  | 316.74                               | 668.86                                   |
| 2.57                                | 8.37  | 11.61                                   | 12.02   | 20.94                                | 29.05                                    |
| 9.94                                | 14.80   | 22.73                                   | 25.30   | 33.45                                | 39.50                                    |
| 39.84                               | 42.65   | 56.33                                   | 76.41   | 85.29                                | 117.98                                   |
| <b>151.65</b>                       | <b>245.01</b>                                 | <b>288.46</b>                           | <b>337.91</b>                                 | <b>355.55</b>                        | <b>520.30</b>                            |
| 117.97                              | 181.77  | 225.33                                  | 263.54  | 271.76                               | 378.21                                   |
| <b>119.22</b>                       | <b>173.73</b>                                 | <b>226.55</b>                           | <b>300.75</b>                                 | <b>456.50</b>                        | <b>535.93</b>                            |
| 38.85                               | 61.36   | 77.36                                   | 117.79  | 189.98                               | 236.40                                   |
| 80.37                               | 112.37  | 149.19                                  | 182.96  | 266.52                               | 299.53                                   |
| <b>207.17</b>                       | <b>313.78</b>                                 | <b>377.34</b>                           | <b>495.34</b>                                 | <b>653.98</b>                        | <b>885.62</b>                            |
| 36.52                               | 43.94   | 77.47                                   | 114.08  | 237.58                               | 333.85                                   |
| 135.66                              | 215.65  | 233.31                                  | 282.62  | 293.94                               | 405.09                                   |
| <b>416.62</b>                       | <b>459.24</b>                                 | <b>508.45</b>                           | <b>629.77</b>                                 | <b>798.13</b>                        | <b>894.45</b>                            |
| 260.59                              | 281.31  | 301.37                                  | 393.10  | 540.25                               | 572.03                                   |
| 156.04                              | 177.93  | 207.07                                  | 236.67  | 257.87                               | 322.42                                   |
| <b>84.62</b>                        | <b>126.15</b>                                 | <b>157.27</b>                           | <b>234.88</b>                                 | <b>301.72</b>                        | <b>535.20</b>                            |



8-11 城镇居民家庭平均每人全年购买的主要商品  
数量和平均每百户年末主要耐用消费品拥有量  
Per Capita Annual Purchases of Major Commodities In  
Urban Households and Per 100 Urban Households Year-end  
Average Purchases of Durable Consumer Goods

| 商品名称             | Item  | 1985   | 1990   | 1995   | 1999   | 2000   |
|------------------|---|--------|--------|--------|--------|--------|
| <b>平均每人购买</b>    | <b>Per capita Annual Purchase</b>               |        |        |        |        |        |
| <b>主要商品</b>      | <b>of Major Commodities</b>                     |        |        |        |        |        |
| 粮食 (千克)          | Grain (kg)                                      | 138.50 | 141.71 | 118.12 | 105.70 | 105.54 |
| 鲜菜 (千克)          | Fresh vegetables (kg)                           | 126.16 | 128.95 | 118.06 | 118.58 | 114.09 |
| 食用植物油 (千克)       | Edible Vegetables Oil (kg)                      | 5.26   | 5.27   | 6.20   | 6.51   | 6.93   |
| 猪肉 (千克)          | Pork (kg)                                       | 10.50  | 13.86  | 12.86  | 12.86  | 12.41  |
| 牛羊肉 (千克)         | Beef and Mutton (kg)                            | 2.67   | 3.65   | 1.98   | 2.17   | 2.47   |
| 家禽 (千克)          | Poultry (kg)                                    | 2.35   | 2.44   | 4.01   | 5.05   | 5.66   |
| 鲜蛋 (千克)          | Fresh Eggs (kg)                                 | 7.63   | 9.16   | 13.80  | 15.86  | 15.75  |
| 鱼 (千克)           | Fish and Shrimp (kg)                            | 2.43   | 3.29   | 3.40   | 3.81   | 3.61   |
| 食糖 (千克)          | Sugar (kg)                                      | 1.84   | 1.86   | 1.29   | 1.57   | 1.41   |
| 卷烟 (盒)           | Cigarettes (box)                                | 39.11  | 46.48  | 33.49  | 31.78  | 31.91  |
| 白酒 (千克)          | Liquor (kg)                                     | 2.23   | 2.79   | 2.73   | 2.78   | 2.76   |
| 啤酒 (千克)          | Beer (kg)                                       | 1.77   | 4.00   | 5.24   | 5.83   | 6.62   |
| 其他酒 (千克)         | Other Liquor (kg)                               | 0.74   | 0.71   | 0.26   | 0.11   | 0.12   |
| 茶叶 (千克)          | tea (kg)  | 0.12   | 0.13   |        | 0.11   | 0.13   |
| 鲜瓜果 (千克)         | Fresh Melons and Fruits (kg)                    | 46.36  | 44.01  | 48.83  | 65.49  | 52.38  |
| 鲜奶 (千克)          | Fresh Milk (kg)                                 | 3.15   | 3.30   | 3.49   | 5.68   | 6.37   |
| 棉布 (米)           | Cotton Cloth (m)                                | 3.39   | 1.35   | 0.49   | 0.38   | 0.42   |
| 化纤布 (米)          | Chemical Fiber Cloth (m)                        | 2.63   | 2.36   | 1.79   | 0.79   | 0.52   |
| 绸缎 (米)           | Silk and Satin (m)                              | 0.36   | 0.51   | 0.25   | 0.04   | 0.02   |
| 呢绒 (米)           | Woolen Fabric (m)                               | 0.23   | 0.25   | 0.22   | 0.04   | 0.03   |
| 服装 (件)           | Clothing (piece)                                |        | 3.65   | 5.70   | 6.46   | 6.26   |
| 皮鞋 (双)           | Shoes (pair)                                    | 0.42   | 0.56   | 0.75   | 0.74   | 0.72   |
| <b>平均每百户年末拥有</b> | <b>Per 100 Urban Households Annual Purchase</b> |        |        |        |        |        |
| <b>主要耐用消费品</b>   | <b>of Durable Consumer Goods</b>                |        |        |        |        |        |
| 毛皮大衣 (件)         | Fur Coat (piece)                                | 20.03  | 24.46  | 38.58  | 58.29  | 61.89  |
| 呢大衣 (件)          | Woolen Coat (unit)                              | 106.63 | 169.07 | 219.87 | 175.34 | 131.20 |
| 毛毯 (条)           | Woolen Blanket (unit)                           | 63.23  | 102.24 | 117.32 | 114.85 | 105.35 |
| 大衣柜 (个)          | Wardrobe (unit)                                 | 116.33 | 116.18 | 95.32  | 92.77  | 93.53  |
| 沙发 (个)           | Soft (unit)                                     | 138.60 | 182.56 | 242.30 | 244.60 | 241.71 |
| 写字台 (张)          | Writing Desk (unit)                             | 72.13  | 89.15  | 93.34  | 92.35  | 85.61  |
| 组合家具 (套)         | Composite Furniture (set)                       | 2.35   | 15.41  | 46.86  | 58.54  | 60.34  |
| 沙发床 (个)          | Soft Bed (unit)                                 | 2.99   | 13.54  | 39.30  | 45.95  | 47.67  |
| 自行车 (辆)          | Bicycle (unit)                                  | 206.71 | 241.08 | 231.66 | 232.26 | 195.49 |
| 缝纫机 (架)          | Sewing machine (unit)                           | 77.69  | 77.10  | 66.87  | 62.94  | 57.09  |
| 电风扇 (台)          | Electric Fan (unit)                             | 93.32  | 179.66 | 218.18 | 221.09 | 209.52 |
| 洗衣机 (台)          | Washing Machine (unit)                          | 40.43  | 75.23  | 88.06  | 89.59  | 87.87  |
| 电冰箱 (台)          | Refrigerator (unit)                             | 3.38   | 33.98  | 58.84  | 70.20  | 71.78  |
| 摩托车 (辆)          | Motorcycle (unit)                               | 1.27   | 1.48   | 6.46   | 14.15  | 19.47  |
| 彩色电视机 (台)        | Color TV Set (unit)                             | 14.47  | 53.68  | 84.01  | 101.85 | 108.02 |
| 录音机 (台)          | Recorder (unit)                                 | 33.88  | 67.35  | 70.45  | 55.44  | 37.96  |
| 照相机 (架)          | Camera (unit)                                   | 6.37   | 15.11  | 22.46  | 27.15  | 27.24  |
| 录像机 (台)          | Video Recorder (unit)                           |        | 0.69   | 10.00  | 9.98   | 9.54   |
| 组合音响 (套)         | Hi-Fi Stereo Component System (unit)            |        | 0.26   | 8.11   | 11.09  | 13.28  |
| 中高档乐器 (件)        | Medium and High-Grade Musical Instrument (unit) |        | 8.71   | 5.06   | 3.94   | 3.30   |
| 空调器 (台)          | Air Conditioner (unit)                          |        | 0.31   | 9.70   | 25.96  | 34.46  |
| 钢琴 (架)           | Piano (unit)                                    |        |        | 0.53   | 1.03   | 0.92   |
| 淋浴热水器 (台)        | Shower (unit)                                   |        |        | 17.98  | 22.92  | 24.27  |
| 抽油烟机 (台)         | Range Hoods (unit)                              |        |        | 22.10  | 30.28  | 31.94  |
| 吸尘器 (台)          | Dust Catcher (unit)                             |        |        | 3.71   | 4.36   | 3.16   |

8-12 按收入等级分的城镇居民家庭平均每人全年购买的主要商品  
数量和平均每百户年末主要耐用消费品拥有量（2000年）  
Per Capita Annual Purchases of Major Commodities and Per 100  
Households Year-end Average Purchases of Durable Consumer  
Goods in Urban Households by Income Level (2000)

| 商品名称<br>Commodities   | 最低收入户                     | #困难户                  | 低收入户                   | 中等偏下户                           | 中等收入户                     | 中等偏上户                           | 高收入户                    | 最高收入户                      |
|---|---------------------------|-----------------------|------------------------|---------------------------------|---------------------------|---------------------------------|-------------------------|----------------------------|
|   | Lowest Income House-holds | Difficult House-holds | Low Income House-holds | Lower Middle Income House-holds | Middle Income House-holds | Upper Middle Income House-holds | High Income House-holds | Highest Income House-holds |
| <b>平均每人购买主要商品</b><br>Per Capital Purchases of Major Commodities                               |                           |                       |                        |                                 |                           |                                 |                         |                            |
| 粮食 (千克)   | 106.44                    | 100.54                | 99.63                  | 101.96                          | 104.19                    | 106.75                          | 111.62                  | 115.71                     |
| 鲜菜 (千克)   | 88.20                     | 86.05                 | 96.77                  | 107.90                          | 112.74                    | 125.22                          | 128.98                  | 151.21                     |
| 食用植物油 (千克)  | 6.39                      | 6.11                  | 6.57                   | 6.72                            | 7.13                      | 7.03                            | 7.40                    | 7.51                       |
| 猪肉 (千克)   | 7.55                      | 6.97                  | 8.93                   | 11.10                           | 12.98                     | 14.69                           | 15.58                   | 17.20                      |
| 牛羊肉 (千克)  | 1.20                      | 0.83                  | 1.68                   | 2.24                            | 2.67                      | 3.05                            | 3.09                    | 3.37                       |
| 家禽 (千克)   | 2.75                      | 2.43                  | 4.12                   | 5.14                            | 5.95                      | 6.80                            | 7.19                    | 8.15                       |
| 鲜蛋 (千克)   | 11.51                     | 10.72                 | 13.41                  | 14.93                           | 16.72                     | 17.05                           | 18.12                   | 19.05                      |
| 鱼 (千克)  | 1.72                      | 1.57                  | 2.50                   | 3.02                            | 3.69                      | 4.70                            | 4.30                    | 5.83                       |
| 食糖 (千克)   | 1.13                      | 1.08                  | 1.11                   | 1.35                            | 1.54                      | 1.58                            | 1.55                    | 1.55                       |
| 卷烟 (盒)  | 24.13                     | 21.52                 | 30.33                  | 31.38                           | 31.77                     | 35.45                           | 37.66                   | 32.14                      |
| 白酒 (千克)   | 1.99                      | 1.51                  | 2.43                   | 2.61                            | 2.71                      | 3.21                            | 3.52                    | 2.91                       |
| 啤酒 (千克)   | 4.21                      | 3.58                  | 5.40                   | 6.89                            | 6.87                      | 7.41                            | 7.33                    | 7.71                       |
| 其他酒 (千克)  | 0.05                      | 0.03                  | 0.09                   | 0.07                            | 0.10                      | 0.20                            | 0.21                    | 0.22                       |
| 鲜瓜果 (千克)  | 26.24                     | 21.01                 | 36.22                  | 44.31                           | 55.51                     | 63.88                           | 68.50                   | 79.94                      |
| 鲜奶 (千克)   | 1.90                      | 1.98                  | 3.63                   | 3.79                            | 6.65                      | 8.63                            | 10.12                   | 13.04                      |
| 棉布 (米)  | 0.09                      | 0.11                  | 0.16                   | 0.29                            | 0.44                      | 0.58                            | 0.47                    | 1.14                       |
| 化纤布 (米)   | 0.24                      | 0.20                  | 0.34                   | 0.45                            | 0.54                      | 0.61                            | 0.67                    | 0.90                       |
| 绸缎 (米)  | 0.01                      | 0.01                  | 0.01                   | 0.03                            | 0.01                      | 0.03                            | 0.02                    | 0.05                       |
| 呢绒 (米)  | 0.02                      | 0.01                  | 0.00                   | 0.01                            | 0.02                      | 0.04                            | 0.06                    | 0.05                       |
| 服装 (件)  | 2.91                      | 2.32                  | 4.08                   | 5.31                            | 6.59                      | 7.87                            | 8.59                    | 9.34                       |
| 皮鞋 (双)  | 0.32                      | 0.25                  | 0.50                   | 0.60                            | 0.79                      | 0.88                            | 1.02                    | 0.98                       |
| <b>平均每百户年末拥有主要耐用消费品</b><br>Per 100 Urban Households Annual Purchase of Durable Consumer Goods |                           |                       |                        |                                 |                           |                                 |                         |                            |
| 毛皮大衣 (件)  | 28.19                     | 24.09                 | 34.96                  | 51.08                           | 67.83                     | 72.67                           | 73.93                   | 98.67                      |
| 呢大衣 (件)   | 67.50                     | 54.99                 | 96.37                  | 122.21                          | 140.77                    | 145.23                          | 162.78                  | 168.94                     |
| 毛毯 (条)  | 49.04                     | 42.87                 | 84.68                  | 93.47                           | 114.51                    | 114.62                          | 129.76                  | 144.85                     |
| 大衣橱 (个)   | 73.06                     | 74.96                 | 89.29                  | 91.59                           | 87.62                     | 96.33                           | 101.54                  | 120.34                     |
| 沙发 (个)  | 162.62                    | 158.36                | 208.49                 | 220.63                          | 249.67                    | 253.39                          | 297.37                  | 301.21                     |
| 写字台 (张)   | 60.12                     | 61.59                 | 76.23                  | 80.42                           | 88.28                     | 92.49                           | 93.09                   | 104.33                     |
| 组合家具 (套)  | 50.21                     | 45.67                 | 50.37                  | 62.38                           | 63.18                     | 64.46                           | 57.79                   | 65.03                      |
| 沙发床 (个)   | 27.90                     | 26.32                 | 33.64                  | 48.95                           | 44.60                     | 55.26                           | 52.09                   | 65.42                      |
| 自行车 (辆)   | 172.64                    | 173.84                | 192.41                 | 196.05                          | 207.93                    | 195.08                          | 199.85                  | 191.92                     |
| 缝纫机 (架)   | 52.85                     | 52.67                 | 55.21                  | 57.29                           | 57.42                     | 56.36                           | 59.62                   | 61.11                      |
| 电风扇 (台)   | 167.39                    | 157.95                | 205.63                 | 205.74                          | 211.86                    | 226.85                          | 219.88                  | 213.39                     |
| 洗衣机 (台)   | 70.61                     | 62.88                 | 80.65                  | 85.21                           | 90.00                     | 93.53                           | 93.77                   | 96.21                      |
| 电冰箱 (台)   | 49.01                     | 40.14                 | 54.77                  | 65.79                           | 77.54                     | 78.69                           | 78.88                   | 91.08                      |
| 摩托车 (辆)   | 5.89                      | 2.80                  | 16.55                  | 13.71                           | 22.08                     | 26.12                           | 23.71                   | 24.76                      |
| 彩色电视机 (台)   | 86.84                     | 81.65                 | 102.07                 | 105.20                          | 107.06                    | 115.43                          | 114.31                  | 121.56                     |
| 录音机 (台)   | 22.37                     | 22.31                 | 31.71                  | 33.59                           | 43.39                     | 37.90                           | 48.13                   | 47.68                      |
| 照相机 (架)   | 7.73                      | 5.60                  | 15.01                  | 21.18                           | 28.04                     | 31.54                           | 39.41                   | 48.72                      |
| 录像像机 (台)  | 4.08                      | 3.06                  | 5.84                   | 5.73                            | 9.55                      | 12.88                           | 14.65                   | 14.47                      |
| 组合音响 (套)  |                           |                       |                        |                                 |                           |                                 |                         |                            |
|   | 3.50                      | 2.51                  | 7.99                   | 9.72                            | 14.87                     | 17.47                           | 17.70                   | 19.44                      |
| 中高档乐器 (件)   |                           |                       | 1.46                   | 2.13                            | 2.90                      | 4.81                            | 2.70                    | 9.16                       |
| 空调器 (台)   | 6.45                      | 3.76                  | 12.46                  | 25.07                           | 29.94                     | 43.23                           | 57.70                   | 71.54                      |
| 钢琴 (架)  | 0.51                      | 0.54                  | 0.18                   | 0.55                            | 0.63                      | 1.47                            | 0.92                    | 2.29                       |
| 淋浴热水器 (台)   | 9.98                      | 9.19                  | 19.07                  | 17.98                           | 23.51                     | 28.38                           | 32.87                   | 41.04                      |
| 抽油烟机 (台)  | 11.24                     | 11.50                 | 22.35                  | 24.94                           | 30.79                     | 38.18                           | 46.05                   | 51.96                      |
| 吸尘器 (台)   | 0.55                      |                       | 1.55                   | 1.97                            | 1.93                      | 3.87                            | 5.91                    | 8.05                       |

8-13 城镇住户居住情况  
Living Conditions of Urban Households

| Item              |                                      | 1999  |   | 2000  |   |
|-------------------|--------------------------------------|---|---|---|---|
|                   |                                      | 调查户数(户)<br>Number of<br>Households<br>Surveyed<br>(household) | 家庭常住人口(人)<br>Number of<br>Residents<br>Surveyed<br>(person) | 调查户数(户)<br>Number of<br>Households<br>Surveyed<br>(household) | 家庭常住人口(人)<br>Number of<br>Residents<br>Surveyed<br>(person) |
| <b>总计</b>         | <b>Total</b>                         | <b>2440</b>   | <b>7840</b>   | <b>2820</b>   | <b>9090</b>   |
| <b>按人均居住面积分</b>   | <b>By Per Capita Living area</b>     |   |   |   |   |
| 无房户               | Without House                        |   |   |   |   |
| 4平方米以下            | Below 4 sq.m                         | 7   | 25  | 5   | 18  |
| 4-6平方米            | 4-6 sq.m                             | 99  | 366   | 130   | 490   |
| 6-8平方米            | 6-8 sq.m                             | 325   | 1135  | 346   | 1253  |
| 8-10平方米           | 8-10 sq.m                            | 355   | 1188  | 320   | 1109  |
| 10-12平方米          | 10-12 sq.m                           | 407   | 1323  | 379   | 1257  |
| 12-14平方米          | 12-14 sq.m                           | 318   | 984   | 340   | 1083  |
| 14平方米以上           | above 14 sq.m                        | 929   | 2819  | 1300  | 3880  |
| <b>按自来水使用情况分</b>  | <b>By Tap Water Facilities</b>       |   |   |   |   |
| 无自来水              | Without House Tap Water              | 63  | 228   | 77  | 277   |
| 独用自来水             | Tap Water Owner Per Household        | 2257  | 7244  | 2658  | 8572  |
| 公用自来水             | Public Tap Water                     | 120   | 368   | 85  | 241   |
| <b>按卫生设备拥有情况分</b> | <b>By Health Facilities</b>          |   |   |   |   |
| 无卫生设备             | Without Toilet Room                  | 526   | 1743  | 560   | 1955  |
| 有浴室厕所             | Bathroom and Toilet Room             |   |   |   |   |
|                   | Owned by Household                   | 1157  | 3710  | 1337  | 4238  |
| 有厕所无浴室            | Toilet Room Owned by                 |   |   |   |   |
|                   | Household and Without bathroom       | 574   | 1825  | 752   | 2356  |
| 公用卫生设备            | Public Toilet Room                   | 183   | 562   | 171   | 541   |
| <b>按取暖设备拥有情况分</b> | <b>By Heating Facilities</b>         |   |   |   |   |
| 无取暖设备             | Without Heating Facilities           |   |   |   |   |
| 空调设备              | Air Conditioner Owned                | 42  | 132   | 101   | 346   |
| 暖气                | Warm Gas                             | 437   | 1364  | 510   | 1552  |
| 火炕、火炉、火盆等         | Other                                | 1961  | 6344  | 2209  | 7192  |
| <b>按厨房使用情况分</b>   | <b>By Kitchen Facilities</b>         |   |   |   |   |
| 无厨房               | Without Kitchen                      | 48  | 150   | 71  | 214   |
| 独用厨房              | Kitchen Owned by Household           | 2382  | 7660  | 2735  | 8835  |
| 公用厨房              | Public Kitchen                       | 10  | 30  | 14  | 41  |
| <b>按燃料使用情况分</b>   | <b>By Fuel Types</b>                 |   |   |   |   |
| 管道煤气              | Pipeline gas                         | 508   | 1594  | 643   | 1989  |
| 液化石油气             | LPG                                  | 574   | 1764  | 711   | 2173  |
| 煤                 | Coal                                 | 1348  | 4452  | 1463  | 4919  |
| 其他                | Others                               | 10  | 30  | 3   | 9   |
| <b>按电话拥有情况分</b>   | <b>By Possessed Telephone</b>        |   |   |   |   |
| 无电话               | Without Telephone                    | 780   | 2496  | 435   | 1380  |
| 公费电话              | Telephone charged by units           | 110   | 392   | 38  | 117   |
| 自费电话              | Telephone charged by households      | 1542  | 4928  | 2344  | 7585  |
| 公用电话              | Public Telephone                     | 8   | 24  | 3   | 8   |
| <b>按住房建筑式样分</b>   | <b>By Type of House Construction</b> |   |   |   |   |
| 家庭独栋配套住宅          | Independent House                    | 9   | 48  |   |   |
| 单元式配套住宅           | Flat                                 | 1486  | 4673  | 1771  | 5503  |
| 普通楼房              | Ordinary Multi-Storey Building       | 78  | 226   | 113   | 372   |
| 其他住宅              | Other House                          | 867   | 2893  | 936   | 3215  |

## 8-14 农民家庭基本情况

### Basic Condition of Rural Households

| 项 目              | Item   | 1985  | 1990  | 1995   | 1999   | 2000   |
|------------------|--|-------|-------|--------|--------|--------|
| 调查户数 (户)         | Number of Households Surveyed (household)  | 4200  | 4200  | 4200   | 4200   | 4200   |
| 调查户常住人口 (人)      | Number of Residents Surveyed (person)  | 21468 | 20400 | 18982  | 17873  | 17376  |
| 平均每户常住人口 (人)     | Average Number of Permanent Residents per Household (person)                       | 5.11  | 4.86  | 4.52   | 4.26   | 4.14   |
| 平均每户整、半劳动力 (人)   | Average Number of Able-bodied and Semi-able-bodied Laborers per Household (person) | 3.04  | 2.99  | 2.94   | 2.69   | 2.66   |
| 平均每个劳动力负担人口 (人)  | Average Number of Persons Supported by a Laborer (person)                          | 1.68  | 1.63  | 1.54   | 1.58   | 1.56   |
| 平均每百个劳动力文化状况     | Among Per 100 Laborers   |       |       |        |        |        |
| 不识字或识字很少人数 (人)   | Illiterate or Semiliterate (person)  | 30.06 | 22.18 | 14.42  | 7.49   | 6.11   |
| 小学程度人数 (人)       | Primary School (person)  | 30.17 | 31.93 | 29.76  | 26.33  | 23.25  |
| 初中程度人数 (人)       | Junior Secondary School (person)   | 30.93 | 36.79 | 44.08  | 53.45  | 57.52  |
| 高中程度人数 (人)       | Senior Secondary School (person)   | 8.60  | 8.65  | 10.84  | 11.13  | 10.98  |
| 中专程度人数 (人)       | Specialized Secondary School (person)  | 0.21  | 0.41  | 0.66   | 1.22   | 1.70   |
| 大专及以上程度人数 (人)    | College and Higher Level (person)  | 0.03  | 0.04  | 0.24   | 0.38   | 0.44   |
| 平均每百人经营耕地面积 (公顷) | Per 100 Capita Area of Cultivated Land Under Management (hectare)                  | 11.27 | 10.53 | 10.32  | 10.27  | 10.01  |
| # 自留地面积 (公顷)     | Private Plot (hectare)   | 0.87  | 0.60  | 0.53   | 0.49   | 0.28   |
| 平均每百人经营山地面积 (公顷) | Average Hilly Area Run by Per 100 Capita (hectare)                                 | 0.47  | 0.40  | 0.19   | 0.07   | 0.06   |
| 平均每人年内新建         | Per 100 Capita Floor Space of House newly Built Within the year (sq.m)             | 1.09  | 0.75  | 0.63   | 0.78   | 0.91   |
| # 砖木结构           | Brick and Wood Structure   |       |       |        |        | 0.42   |
| 钢筋混凝土结构          | Reinforced Concrete Structure  |       |       |        |        | 0.47   |
| 年内平均每人新建购        | Rooms Newly Built Per Household Per Capita   |       |       |        |        |        |
| 住房中楼房面积(平方米)     | Floor Space of Multi-floor Buildings (sq.m)  | 0.08  | 0.08  | 0.02   | 0.14   | 0.33   |
| 年内平均每平方米         | Value of Newly Built House   |       |       |        |        |        |
| 新建购住房价值 (元)      | Per Square Metre(yuan)   | 42.36 | 80.89 | 152.55 | 200.52 | 232.06 |
| 平均每人年末住房面积 (平方米) | Per Capita Living Floor Space (sq.m)   | 13.42 | 15.99 | 18.64  | 24.28  | 23.14  |
| # 砖木结构           | Brick and Wood Structure   | 8.89  | 11.55 | 12.78  | 13.78  | 16.08  |
| 钢筋混凝土结构          | Reinforced Concrete Structure  | 0.41  | 1.23  | 3.19   | 8.33   | 6.02   |

## 8-15 农民家庭平均每人总收入

### Per Capita Annual Total Income in Rural Households

单位: 元

(yuan)

| 项 目            | Item  | 1985          | 1990          | 1995           | 1999           | 2000           |
|----------------|---|---------------|---------------|----------------|----------------|----------------|
| <b>全年总收入</b>   | <b>Annual Total Income</b>                            | <b>465.12</b> | <b>773.42</b> | <b>1883.02</b> | <b>2597.85</b> | <b>2726.08</b> |
| <b>工资性收入</b>   | <b>Income of Wage</b>                                 | <b>44.47</b>  | <b>79.21</b>  | <b>163.51</b>  | <b>408.33</b>  | <b>473.68</b>  |
| 在非企业组织中劳动得到的收入 | Income for Working in non-enterprise organization     |               |               |                |                | 84.90          |
| 在本地企业中劳动得到的收入  | Income From township Enterprises                      |               |               |                |                | 82.37          |
| # 在本地乡镇企业得到的收入 | Payment for Labour in Rural Enterprise                |               |               |                |                | 31.84          |
| 常住人口外出从业得到的收入  | Income of permanent person for working in other place |               |               |                |                | 229.48         |
| 其他工资性收入        | Income From Other Wage                                |               |               |                |                | 76.93          |
| <b>家庭经营收入</b>  | <b>Income from Household Business</b>                 |               |               |                |                |                |
|                | <b>Operation</b>                                      | <b>389.57</b> | <b>655.23</b> | <b>1630.97</b> | <b>2070.68</b> | <b>2134.32</b> |
| 农业收入           | Farming   | 300.94        | 487.24        | 1239.80        | 1429.70        | 1309.66        |
| # 种植业收入        | Planting  | 286.10        | 468.51        | 1218.99        | 1395.54        | 1254.11        |
| 林业收入           | Forestry  | 4.47          | 8.65          | 15.60          | 20.71          | 25.01          |
| 牧业收入           | Animal Husbandry                                      | 50.01         | 90.58         | 222.38         | 297.60         | 412.26         |
| 渔业收入           | Fishery   | 1.32          | 1.17          | 4.22           | 7.12           | 20.30          |
| 工业收入           | Industry  | 1.48          | 12.03         | 7.45           | 41.57          | 65.57          |
| 建筑业收入          | Construction  | 7.82          | 12.16         | 28.20          | 48.76          | 30.28          |
| 交通运输、邮电业收入     | Transportation  | 9.51          | 18.82         | 36.55          | 63.66          | 67.06          |
| 批发和零售贸易、餐饮业收入  | Wholesale,retail and Catering Businesses              | 5.63          | 8.94          | 24.36          | 72.12          | 79.54          |
| 社会服务业收入        | Services Trade  | 2.86          | 5.68          | 12.76          | 33.40          | 26.76          |
| 文教卫生业收入        | Culture,Education,Heath                               |               |               |                |                | 9.42           |
| 其他家庭经营收入       | Others  | 5.53          | 9.96          | 39.65          | 56.04          | 88.46          |
| <b>财产性收入</b>   | <b>Property Income</b>                                | <b>2.35</b>   | <b>2.73</b>   | <b>34.21</b>   | <b>31.97</b>   | <b>29.15</b>   |
| <b>转移性收入</b>   | <b>Transfer Income</b>                                | <b>28.73</b>  | <b>36.25</b>  | <b>54.33</b>   | <b>86.87</b>   | <b>88.93</b>   |
| # 家庭非常住人口寄回和带回 | Income from Outsiders                                 | 6.40          | 6.57          | 15.76          | 25.34          | 24.08          |
| 亲友赠送收入         | Income from Kinsfolk                                  | 6.99          | 11.87         | 11.47          | 28.68          | 30.90          |
| 调查补贴           | Subsidy for taking investigation duty                 | 4.76          | 5.45          | 4.13           | 5.98           | 10.45          |

## 8-16 农民家庭平均每人现金收入

## Per Capita Annual Cash Income in Rural Households

| 单位: 元           |  | (yuan)        |               |               |                |                |
|-----------------|--|---------------|---------------|---------------|----------------|----------------|
| 项 目             | Item                                     | 1985          | 1990          | 1995          | 1999           | 2000           |
| <b>全年现金收入</b>   | <b>Annual Total Cash Income</b>          | <b>285.42</b> | <b>500.74</b> | <b>994.92</b> | <b>1693.70</b> | <b>1854.40</b> |
| <b>工资性收入</b>    | <b>Income of Wage</b>                    | <b>43.42</b>  | <b>78.26</b>  | <b>162.66</b> | <b>405.95</b>  | <b>473.42</b>  |
| <b>家庭经营现金收入</b> | <b>Cash Income of Family Trade</b>       | <b>214.11</b> | <b>386.20</b> | <b>776.75</b> | <b>1172.66</b> | <b>1267.99</b> |
| # 出售产品的收入       | Selling Products                         | 185.58        | 326.93        | 629.51        | 846.10         | 907.91         |
| 出售农业产品的现金       | Farming Products                         | 133.61        | 234.53        | 451.45        | 583.38         | 545.96         |
| 出售林业产品的现金       | Forestry Products                        | 3.34          | 6.57          | 9.97          | 12.35          | 15.59          |
| 出售牧业产品的现金       | Animal Husbandry Products                | 44.85         | 77.63         | 164.24        | 240.82         | 316.14         |
| 出售渔业产品的现金       | Fishery Products                         | 0.76          | 0.83          | 2.03          | 2.75           | 18.28          |
| 出售工业产品的现金       | Industrial Products                      | 1.50          | 6.55          | 0.57          | 3.07           | 4.92           |
| 出售其他产品的现金       | Other products                           | 1.52          | 0.82          | 1.25          | 3.73           | 7.02           |
| 工业加工费现金收入       | From Industrial products Processing      |               | 5.44          | 6.53          | 38.50          | 60.65          |
| 建筑业现金收入         | From Construction                        | 7.42          | 12.03         | 28.21         | 48.76          | 30.28          |
| 交通运输、邮电业现金收入    | From transportation                      | 9.28          | 18.76         | 36.55         | 63.66          | 67.06          |
| 批发和零售贸易、餐饮业收入   | Wholesale,retail and Catering Businesses | 5.24          | 8.93          | 24.36         | 72.12          | 79.54          |
| 社会服务业现金收入       | From Services Trade                      | 2.74          | 5.66          | 12.76         | 33.40          | 26.76          |
| 文教卫生业现金收入       | From culture,Education and Health        |               |               |               |                | 9.42           |
| 其他家庭经营现金收入      | From Other Household Business            | 3.85          | 8.45          | 38.83         | 70.12          | 81.43          |
| <b>财产性收入</b>    | <b>Property Cash Income</b>              | <b>3.06</b>   | <b>2.36</b>   | <b>10.33</b>  | <b>30.82</b>   | <b>27.74</b>   |
| <b>转移性收入</b>    | <b>Transfer Cash Income</b>              | <b>24.83</b>  | <b>33.92</b>  | <b>45.18</b>  | <b>84.27</b>   | <b>85.25</b>   |

## 8-17 农民家庭平均每人总支出

## Per Capita Annual Total Expenditures in Rural Households

| 单位: 元               |   | (yuan)        |               |                |                |                |
|---------------------|---|---------------|---------------|----------------|----------------|----------------|
| 项 目                 | Item  | 1985          | 1990          | 1995           | 1999           | 2000           |
| <b>全年总支出</b>        | <b>Annual Total Expenditure</b>   | <b>412.05</b> | <b>706.33</b> | <b>1631.36</b> | <b>1870.89</b> | <b>2119.50</b> |
| <b>家庭经营费用支出</b>     | <b>Expenditure for Household Business</b>   | <b>97.17</b>  | <b>174.82</b> | <b>505.63</b>  | <b>463.88</b>  | <b>540.20</b>  |
| 农业生产支出              | Farming Products  | 63.70         | 118.43        | 328.97         | 289.09         | 287.72         |
| # 种植业生产支出           | Planting  | 58.96         | 112.93        | 325.28         | 286.51         | 284.74         |
| 林业生产支出              | Forestry Products   | 1.03          | 0.79          | 2.65           | 0.56           | 1.31           |
| 牧业生产支出              | Animal Husbandry Products   | 26.70         | 40.58         | 137.40         | 136.95         | 175.21         |
| 渔业生产支出              | Fishery Products  | 0.36          | 0.13          | 3.38           | 2.12           | 6.14           |
| 工业生产支出              | Industrial Products   | 0.41          | 4.94          | 4.12           | 5.77           | 15.03          |
| 建筑业支出               | Construction  | 0.40          | 0.38          | 1.59           | 3.46           | 6.40           |
| 交通运输、邮电业支出          | Transportation and Communication  | 2.33          | 5.74          | 15.99          | 14.05          | 20.83          |
| 批发和零售贸易、餐饮业支出       | Wholesale,Retail and catering Businesses Catering                                   | 0.51          | 0.45          | 5.45           | 5.72           | 16.89          |
| 社会服务业支出             | Services  | 0.29          | 0.72          | 1.60           | 1.99           | 2.10           |
| 文教卫生业支出             | Culture,Education and Health  |               |               |                |                | 1.04           |
| 其他经营支出              | Other Cash Expenditure  | 1.44          | 2.66          | 4.48           | 4.17           | 7.53           |
| <b>购置生产性固定资产支出</b>  | <b>Expenditure on Purchasing Productive Fixed Assets</b>                            | <b>18.71</b>  | <b>19.43</b>  | <b>55.73</b>   | <b>61.63</b>   | <b>66.13</b>   |
| <b>税费支出</b>         | <b>Expenditure of Tax</b>   | <b>19.48</b>  | <b>41.34</b>  | <b>80.12</b>   | <b>94.86</b>   | <b>97.40</b>   |
| 缴纳税款                | Tax Paid  | 5.41          | 8.56          | 15.39          | 21.50          | 17.89          |
| 上交集体的承包任务、<br>提留和摊派 | Payment for the Collective Contract, the Collect Retainment and Apportioned Charges | 14.07         | 32.78         | 64.73          | 73.36          | 79.51          |
| <b>生活消费支出</b>       | <b>Living Expenditure</b>   | <b>260.19</b> | <b>437.73</b> | <b>929.39</b>  | <b>1163.98</b> | <b>1315.83</b> |
| <b>财产性支出</b>        | <b>Property Expenditure</b>   | <b>3.72</b>   | <b>8.63</b>   | <b>19.84</b>   | <b>18.55</b>   | <b>13.30</b>   |
| <b>转移性支出</b>        | <b>Transfer Expenditure</b>   | <b>12.78</b>  | <b>24.38</b>  | <b>40.65</b>   | <b>67.99</b>   | <b>86.64</b>   |
| # 寄给和带给家庭非常住人口      | Sent to Outsiders   | 0.71          | 0.67          | 1.15           | 0.99           | 2.53           |
| 赠送亲友支出              | Present to Kinsfolk   | 2.61          | 20.01         | 1.40           | 57.01          | 70.69          |

8-18 农民家庭平均每人纯收入  
Per Capita Annual Net Income in Rural Households

单位: 元 (yuan)

| 项 目          | Item                             | 1985          | 1990          | 1995           | 1999           | 2000           |
|--------------|----------------------------------|---------------|---------------|----------------|----------------|----------------|
| <b>全年纯收入</b> | <b>Annual Net Income</b>         | <b>328.78</b> | <b>526.95</b> | <b>1231.97</b> | <b>1948.36</b> | <b>1985.82</b> |
| <b>按来源分</b>  | <b>By Source</b>                 |               |               |                |                |                |
| 工资性收入        | Income of Wages                  | 44.47         | 79.21         | 163.51         | 408.33         | 473.68         |
| 家庭经营纯收入      | Income of Household Business     | 263.17        | 423.21        | 1004.20        | 1448.22        | 1427.24        |
| 转移性纯收入       | Transfer Income                  | 18.79         | 21.80         | 35.82          | 64.62          | 29.15          |
| 财产性纯收入       | Property Income                  | 2.35          | 2.73          | 28.44          | 27.19          | 55.75          |
| <b>按性质分</b>  | <b>Grouped by Type of Income</b> |               |               |                |                |                |
| 生产性纯收入       | Productive Income                | 305.07        | 497.46        | 1156.55        | 1856.56        | 1900.92        |
| 非生产性纯收入      | Nonproductive Income             | 23.71         | 29.49         | 75.42          | 91.80          | 84.90          |

8-19 农民家庭平均每人纯收入水平分组的户数构成  
Composition of Rural Households by Per Capita Annual Net Income

单位: % (%)

| 项 目          | Item           | 1985 | 1990 | 1995 | 1999 | 2000 |
|--------------|----------------|------|------|------|------|------|
| 600元以下的户     | <600yuan       | 94.6 | 69.6 | 6.5  | 1.5  | 3.5  |
| 600-1000元的户  | 600-1000 yuan  | 4.7  | 24.2 | 31.4 | 9.5  | 10.3 |
| 1000-1200元的户 | 1000-1200 yuan |      |      | 17.1 | 7.5  | 8.7  |
| 1200-1500元的户 | 1200-1500 yuan | 0.6  | 5.9  | 20.2 | 15.2 | 17.6 |
| 1500-1800元的户 | 1500-1800 yuan |      |      | 8.1  | 16.1 | 14.0 |
| 1800-2000元的户 | 1800-2000 yuan |      |      | 7.0  | 9.3  | 8.1  |
| 2000-2500元的户 | 2000-2500 yuan |      |      | 5.7  | 18.7 | 15.3 |
| 2500-3000元的户 | 2500-3000 yuan |      |      | 2.2  | 8.9  | 8.3  |
| 3000-3500元的户 | 3000-3500 yuan | 0.1  | 0.3  | 0.7  | 5.1  | 5.5  |
| 3500-4000元的户 | 3500-4000 yuan |      |      | 0.6  | 3.5  | 3.0  |
| 4000-5000元的户 | 4000-5000 yuan |      |      | 0.3  | 2.5  | 3.0  |
| 5000元以上的户    | >5000 yuan     |      |      | 0.2  | 2.2  | 2.7  |

8-20 农民家庭平均每人生活消费支出  
Per Capita Annual Living Expenditure of Rural Households

单位: 元

(yuan)

| 项 目               | Item                             | 1985          | 1990          | 1995          | 1999           | 2000           |
|-------------------|----------------------------------|---------------|---------------|---------------|----------------|----------------|
| <b>全年生活消费支出</b>   | <b>Annual Living Expenditure</b> |               |               |               |                |                |
|                   | <b>for Consumption</b>           | <b>260.19</b> | <b>437.73</b> | <b>929.39</b> | <b>1163.98</b> | <b>1315.83</b> |
| # 货币性消费           | Consumption Paid in Money        | 152.22        | 280.69        | 533.78        | 745.15         | 889.66         |
| <b>食品</b>         | <b>Food</b>                      | <b>145.83</b> | <b>240.93</b> | <b>544.26</b> | <b>617.46</b>  | <b>654.13</b>  |
| # 货币性消费           | Consumption Paid in Money        | 51.43         | 96.44         | 190.37        | 254.32         | 286.52         |
| # 主食              | Staple Food                      | 88.94         | 124.55        | 321.59        | 243.80         | 217.88         |
| 副食                | Non-Staple Food                  | 38.10         | 71.61         | 139.85        | 249.69         | 308.96         |
| 其他食品              | Other Food                       | 15.76         | 33.75         | 61.27         | 90.56          | 88.56          |
| 在外饮食              | Eating Outside                   | 3.03          | 5.33          | 13.06         | 23.03          | 29.36          |
| <b>衣着</b>         | <b>Clothing</b>                  | <b>28.38</b>  | <b>43.22</b>  | <b>77.07</b>  | <b>74.26</b>   | <b>86.88</b>   |
| # 货币性消费           | Consumption Paid in Money        | 28.01         | 41.35         | 75.17         | 73.57          | 85.55          |
| <b>居住</b>         | <b>Residence</b>                 | <b>51.68</b>  | <b>80.68</b>  | <b>131.94</b> | <b>197.35</b>  | <b>206.12</b>  |
| # 货币性消费           | Consumption Paid in Money        | 40.36         | 64.22         | 93.28         | 142.36         | 161.45         |
| <b>家庭设备、用品及服务</b> | <b>Household Facilities,</b>     |               |               |               |                |                |
|                   | <b>Articles and services</b>     | <b>12.10</b>  | <b>23.87</b>  | <b>43.76</b>  | <b>54.68</b>   | <b>69.40</b>   |
| # 货币性消费           | Consumption Paid in Money        |               |               | 42.60         | 54.68          | 56.84          |
| <b>医疗保健</b>       | <b>Medical Articles</b>          | <b>8.25</b>   | <b>18.02</b>  | <b>34.43</b>  | <b>50.24</b>   | <b>63.55</b>   |
| # 货币性消费           | Consumption Paid in Money        | 7.93          | 17.25         | 34.43         | 50.24          | 63.55          |
| <b>交通和通讯</b>      | <b>Transportation and</b>        |               |               |               |                |                |
|                   | <b>Communications</b>            | <b>4.20</b>   | <b>5.55</b>   | <b>17.37</b>  | <b>34.10</b>   | <b>56.38</b>   |
| # 货币性消费           | Consumption Paid in Money        |               |               | 17.37         | 34.10          | 56.38          |
| <b>文化、教育、</b>     | <b>Cultural, Education and</b>   |               |               |               |                |                |
| <b>娱乐用品及服务</b>    | <b>Recreational Article</b>      |               |               |               |                |                |
|                   | <b>and Services</b>              | <b>7.14</b>   | <b>22.30</b>  | <b>63.53</b>  | <b>105.61</b>  | <b>133.08</b>  |
| # 货币性消费           | Consumption Paid in Money        | 7.14          | 22.30         | 63.53         | 105.61         | 133.08         |
| <b>其他商品和服务</b>    | <b>Other Commodities</b>         |               |               |               |                |                |
|                   | <b>and Services</b>              | <b>2.61</b>   | <b>3.16</b>   | <b>17.03</b>  | <b>30.28</b>   | <b>46.29</b>   |
| # 货币性消费           | Consumption Paid in Money        | 2.61          | 3.16          | 17.03         | 30.27          | 46.29          |



## 8-21 农民家庭平均每人主要消费品消费量

## 和每百户主要耐用消费品年末拥有量

## Per Capita Consumption of Major Consumer Goods in Rural Households and Annual Average Possession of Durable Consumer Goods Per 100 Rural Households

| 品名                       | Item  | 1985   | 1990   | 1995   | 1999   | 2000   |
|--------------------------|---|--------|--------|--------|--------|--------|
| <b>平均每人主要消费品消费量</b>      | <b>Per Capita Consumption of Major Consumer Goods</b>                     |        |        |        |        |        |
| 粮食(原粮)(千克)               | Grain(Unprocessed)(kg)  | 236.86 | 253.96 | 235.67 | 235.31 | 257.63 |
| #稻谷                      | Rice  | 22.41  | 18.54  | 17.54  | 13.70  | 17.11  |
| 小麦                       | Wheat   | 187.32 | 204.38 | 189.42 | 196.72 | 209.28 |
| 玉米                       | Corn  |        |        | 18.96  | 19.45  | 22.17  |
| 豆类及豆制品(千克)               | Beans and Bean Products(kg)   |        |        | 2.50   | 2.88   | 3.44   |
| 蔬菜及菜制品(千克)               | Vegetables(kg)  | 78.80  | 85.00  | 52.76  | 118.58 | 146.54 |
| 食用油(千克)                  | Edible Oil(kg)(kg)  | 2.45   | 3.17   | 3.32   | 4.20   | 5.09   |
| 植物油                      | Vegetables Oil  | 2.04   | 2.60   | 2.97   | 3.90   | 4.77   |
| 动物油                      | Animal Oil  | 0.41   | 0.57   | 0.35   | 0.30   | 0.32   |
| 肉类(千克)                   | Meat(kg)  | 5.36   | 5.68   | 4.69   | 9.85   | 12.35  |
| #猪肉                      | Pork  | 4.61   | 4.75   | 3.98   | 7.88   | 8.58   |
| 牛羊肉                      | Beef and Mutton   | 0.32   | 0.47   | 0.22   | 0.84   | 1.76   |
| 家禽                       | Poultry   | 0.43   | 0.46   | 0.35   | 0.76   | 1.72   |
| 奶及奶制品(千克)                | Milk and dairy Products(kg)   | 0.00   | 0.02   | 0.09   | 0.15   | 0.14   |
| 蛋类及蛋制品(千克)               | Eggs and Related Productions(kg)  | 1.66   | 2.19   | 2.71   | 7.82   | 9.73   |
| 水产品(千克)                  | Aquatic Products(kg)  | 0.26   | 0.22   | 0.49   | 0.90   | 0.96   |
| 食糖(千克)                   | Sugar(kg)   | 1.02   | 1.46   | 1.41   | 1.28   | 1.19   |
| 酒和饮料(千克)                 | Liquor and Beverages(kg)  |        |        | 3.94   | 3.76   | 5.46   |
| #酒类                      | Liquor  | 1.40   | 2.27   | 2.80   | 3.68   | 4.62   |
| 糖果(千克)                   | Candy(kg)   | 0.21   | 0.25   | 0.32   | 0.24   | 0.24   |
| 糕点(千克)                   | Cake(kg)  | 1.13   | 1.33   | 1.59   | 1.44   | 1.28   |
| 水果及水果制品(千克)              | Fruits and fruit Products   | 2.95   | 3.11   | 11.04  | 16.82  | 12.01  |
| 服装(件)                    | Clothing(piece)   | 0.52   | 0.55   | 1.03   | 1.05   | 1.36   |
| 棉布(米)                    | Cotton Cloth(m)   | 2.64   | 1.03   | 0.37   | 0.21   | 0.16   |
| 化纤布(米)                   | Chemical Fiber Cloth(m)   | 2.55   | 1.74   | 1.81   | 1.65   | 0.27   |
| 毛料(米)                    | Fur(m)  | 0.20   | 0.07   | 0.06   | 0.02   | 0.02   |
| 皮料(米)                    | Leather(m)  | 0.07   | 0.10   | 0.02   | 0.00   | 0.00   |
| <b>平均每百户主要耐用消费品年末拥有量</b> | <b>Per 100 Urban Households Annual Purchase of Durable Consumer Goods</b> |        |        |        |        |        |
| 大型家具(件)                  | Composite Furniture(set)  | 102.95 | 191.36 | 653.40 | 751.07 | 225.31 |
| 洗衣机(台)                   | Washing Machine(unit)   | 0.21   | 4.02   | 11.36  | 20.40  | 24.52  |
| 电风扇(台)                   | Electric Fan(unit)  | 3.36   | 27.83  | 83.74  | 130.00 | 138.29 |
| 电冰箱(台)                   | Refrigerator(unit)  |        | 0.24   | 2.17   | 5.90   | 6.90   |
| 空调机(台)                   | Air-Condition(unit)   |        |        |        |        | 0.60   |
| 自行车(辆)                   | Bicycle(unit)   | 93.38  | 127.57 | 145.19 | 156.05 | 151.95 |
| 摩托车(辆)                   | Motorcycle(unit)  | 0.24   | 0.52   | 1.43   | 9.60   | 14.57  |
| 电话机(部)                   | Telephone(Set)  |        |        |        |        | 25.40  |
| 移动电话(部)                  | Mobile Phone  |        |        |        |        | 1.38   |
| 寻呼机(部)                   | Pager(unit)   |        |        |        |        | 2.67   |
| 黑白电视机(台)                 | Black and White TV Set(set)   | 2.98   | 24.05  | 60.98  | 63.95  | 61.21  |
| 彩色电视机(台)                 | Color TV Set(unit)  | 0.38   | 2.81   | 12.07  | 32.93  | 38.21  |
| 录放象机(台)                  | Video Recorder(unit)  |        |        |        |        | 1.24   |
| 影碟机(台)                   | album(unit)   |        |        |        |        | 5.50   |
| 组合音响(台)                  | Hi-Fi Stereo Component System(unit)                                       |        |        |        |        | 3.02   |
| 收录机(台)                   | Radio Cassette Player(unit)   | 2.40   | 11.69  | 20.07  | 24.21  | 16.57  |
| 照相机(架)                   | camera(unit)  | 0.12   | 0.24   | 0.60   | 1.26   | 1.29   |

注: 1999年以前的面料含成衣折量。

a)Cloths before 1999 contained converted amount of clothing.

## 8-22 各市农民人均纯收入

## Per Capita Annual Net Income of Rural Household by city

单位: 元

(yuan)

| 市 City            | 1985 | 1990 | 1995 | 1996 | 1997 | 1998 | 1999 | 2000 |
|-------------------|------|------|------|------|------|------|------|------|
| 郑州市 Zhengzhou     | 376  | 692  | 1555 | 1966 | 2336 | 2530 | 2683 | 2912 |
| 开封市 Kaifeng       | 359  | 612  | 1167 | 1541 | 1871 | 1948 | 2005 | 2096 |
| 洛阳市 Luoyang       | 256  | 439  | 1040 | 1367 | 1605 | 1821 | 1902 | 1976 |
| 平顶山市 Pingdingshan | 286  | 492  | 1121 | 1504 | 1669 | 1824 | 1930 | 1967 |
| 安阳市 Anyang        | 344  | 615  | 1299 | 1614 | 1879 | 1943 | 2046 | 2129 |
| 鹤壁市 Hebi          | 349  | 527  | 1285 | 1587 | 1790 | 1911 | 1980 | 2105 |
| 新乡市 Xinxiang      | 352  | 601  | 1467 | 1912 | 2154 | 2214 | 2178 | 2165 |
| 焦作市 Jiaozuo       | 390  | 675  | 1779 | 2238 | 2586 | 2702 | 2488 | 2564 |
| 濮阳市 Puyang        | 238  | 538  | 1114 | 1311 | 1614 | 1644 | 1745 | 1845 |
| 许昌市 Xuchang       | 321  | 530  | 1447 | 1877 | 2202 | 2327 | 2404 | 2520 |
| 漯河市 Luohe         | 284  | 531  | 1530 | 1888 | 2157 | 2232 | 2375 | 2303 |
| 三门峡市 Sanmenxia    | 306  | 537  | 1183 | 1501 | 1675 | 1909 | 2021 | 2161 |
| 南阳市 Nanyang       | 317  | 487  | 1124 | 1499 | 1777 | 1846 | 1886 | 1889 |
| 商丘市 Shangqiu      | 257  | 438  | 980  | 1348 | 1631 | 1700 | 1775 | 1815 |
| 信阳市 Xinyang       | 240  | 450  | 1056 | 1356 | 1589 | 1741 | 1817 | 1916 |
| 周口市 Zhokou        | 296  | 514  | 1245 | 1528 | 1768 | 1767 | 1854 | 1915 |
| 驻马店市 Zhumadian    | 316  | 449  | 1086 | 1370 | 1669 | 1737 | 1829 | 1905 |
| 济源市 Jiyuan        |      |      | 1532 | 1928 | 2170 | 2221 | 2321 | 2425 |

## 主要统计指标解释

**城镇居民家庭全部收入** 指被调查城镇居民家庭全部的实际收入，包括经常或固定得到的收入和一次性收入。不包括周转性收入，如提取银行存款、向亲友借款、收回借出款以及其他各种暂收款。

**城镇居民家庭可支配收入** 指被调查的城镇居民家庭在支付个人所得税、财产税及其他经常性转移支出后所余下的实际收入。

**城镇居民家庭消费性支出** 指被调查的城镇居民家庭用于日常生活的全部支出，包括购买商品支出和文化生活、服务等非商品性支出。不包括罚没、丢失款和缴纳的各种税款（如个人所得税、牌照税、房产税等），也不包括个体劳动者生产经营过程中发生的各项费用。

**城镇居民家庭购买商品支出** 指被调查的城镇居民家庭为自用或赠送亲友而购买商品的全部支出，包括从商店、工厂、饮食业、工作单位食堂、集市以及直接从农民手中购买各种商品的开支。商品支出分为以下八类：食品；衣着；家庭设备用品及服务；医疗保健；交通与通信；娱乐、教育、文化服务；居住；杂项商品和服务。

**农村居民家庭纯收入** 指农村常住居民家庭总收入中，扣除从事生产和非生产经营费用支出、缴纳税款和上交承包集体任务金额以后剩余的，可直接用于进行生产性、非生产性建设投资、生活消费和积蓄的那一部分收入。农村居民家庭纯收入包括从事生产性和非生产性的经营收入，取自在外人口寄回带回和国家财政救济、各种补贴等非经营性收入；既包括货币收入，又包括自产自用的实物收入。但不包括向银行、信用社和向亲友借款等属于借贷性的收入。

**农村居民家庭生活消费支出** 指农村常住居民家庭用于日常生活的全部开支，是反映和研究农民家庭实际生活消费水平高低的重要指标。

## Explanatory Notes on Main Statistical Indicators

**Total Income of Urban Households** refers to the total actual income of the sample households, including regular or fixed income and occasional income. The income of a circulating nature such as withdrawal from bank deposits, loans borrowed from relatives or friend, repayment of loans received various temporary collection of money is excluded.

**Disposable Income of Urban Households** refers to the income of the sample households, which can be used for daily expenses, i.e. total income minus income tax, property tax and other current transfers.

**Expenditure for Consumption of Urban Households** refers to total expenditure of the sample households for consumption in daily life, including expenditure for various commodities and expense for non-commodity items such as culture and service, etc., but excluding fines and confiscation, loss, tax payments (such as income tax, license tax, real estate tax etc.) and various expenses by individual laborers for business purposes.

**Expenditure for Purchases of Commodities of Urban Households** refers to total expenses of the sample households for the purchases of commodities, for their own use or as gifts to relatives and friends, from shops, factories, catering trade, canteens markets and from the peasants. Such expenditure is classified into eight categories: food, clothing, household appliances and services, health care and medical services transport and communications, recreation, education and cultural services, housing, miscellaneous goods and services.

**Net Income of Rural Households** refers to the total income of the permanent residents of the rural households during a year after the deduction of the expenses for productive and non-productive business operation, the payment for taxes and the payment for collective units for their contracted tasks, which can then be spent for investments in productive and non-productive construction, for consumption in daily life and for savings deposit. It is a comprehensive indicator to show the real level of the income of the peasants, household. The net income of the rural households includes not only the income from the productive and non-productive business operation, but also the income from the non-business operation, such as the money remitted or brought back by the members of the household who are in other places, the government relief payment and various subsidies. It includes not only the money income, but also the income in kind. But the income from banks, friends and relatives is excluded.


**Expenditure of Rural Households for Consumption** refers to total expenses of rural households on daily life, including expenses on food clothing housing, fuel, article for daily use, and expenses on cultural life and services. This indicator is used to show the actual consumption level of peasants.



# 9-1 城市社会经济主要指标(2000年)

## Table 9-1 Major Social and Economic Indicators of Cities (2000)

Figures calculated at current prices.



| Item  | 全省总计<br>Province Total | 城市市<br>区合计<br>Total of<br>Cities Zones | 城市市区合计<br>为全省的<br>%<br>Percentage of Cities<br>Zones to Province |
|---|------------------------|--|--|
| 土地面积(万平方公里)<br>Total Area (10 000 sq km)  | 16.70                  | 1.20                                   | 7.2  |
| 年末城镇失业人员(登记数)<br>(万人)<br>Number of Registered Urban Unemployed<br>Persons at the Year-end (10 000 persons)              | 21.40                  | 41.60                                  | 54.2   |
| 国内生产总值(亿元)<br>Gross Domestic Product (100 billion yuan)   | 5137.66                | 1547.17                                | 30.1   |
| 第一产业<br>Primary Industry  | 1161.58                | 90.68                                  | 7.8  |
| 第二产业<br>Secondary Industry  | 3413.78                | 782.04                                 | 32.4   |
| 第三产业<br>Tertiary Industry   | 1562.30                | 674.15                                 | 43.1   |
| 固定资产投资完成额(亿元)<br>Total Investment in Fixed Assets (100 million yuan)  | 1475.72                | 491.27                                 | 33.3   |
| 房地产开发投资额(亿元)<br>(100 million yuan)<br>Total Investment in Real Estate Development (100 million yuan)                    | 77.87                  | 72.12                                  | 92.6   |
| 商品房<br>Residential<br>Total Revenue of Local Governments (100 million yuan)   | 30.37                  | 46.63                                  | 92.6   |
| 地方财政收入(亿元)<br>Total Revenue of Local Governments (100 million yuan)   | 346.47                 | 108.46                                 | 44.0   |
| 地方财政支出(亿元)<br>Total Expenditures of Local Governments (100 million yuan)  | 445.53                 | 165.74                                 | 37.2   |
| 全国国有及规模以上工业企业<br>All State-owned and Non-state-owned<br>above Designated Size   |                        |  |  |
| 工业总产值(亿元)<br>Gross Industrial Output Value (100 million yuan)   | 3194.96                | 1611.65                                | 48.1   |
| 产品销售收入(亿元)<br>Product Sales (100 million yuan)  | 3297.75                | 1438.19                                | 43.6   |
| 利润总额(亿元)<br>Total Profits (100 million yuan)  | 139.57                 | 56.34                                  | 40.3   |
| 年底邮电局所(个)<br>Number of Post and Telecommunications<br>Offices (year-end) (unit)   | 11935                  | 1239                                   | 10.3   |
| 邮电业务总量<br>Revenue of Postal and Telecommunications<br>(1990年不变价格)(万元)<br>Services at 1990 constant prices (10 000 yuan) | 7869359                | 876210                                 | 45.9   |
| 本地电话用户数(万户)<br>Number of Telephone Sets (year-end)<br>(10 000 households)   | 912.10                 | 326.66                                 | 35.8   |
| 全年用电量(亿千瓦时)<br>Annual Electricity Consumption (100 million kwh)   |                        | 256.56                                 |  |
| 工业用电<br>Industrial Power Consumption  | 301.72                 | 265.30                                 | 52.9   |
| 城乡居民生活用电<br>Urban and Rural Power Consumption   |                        | 35.55                                  |  |
| 批零贸易业商品销售总额(亿元)<br>Total Sales of Wholesale<br>and Retail Sale Trades (100 million yuan)                                | 2524.47                | 915.10                                 | 36.2   |
| 当年实际使用外商投资额(万美元)<br>Amount of Foreign Capital Actually<br>Utilized This Year (USD 10 000)                               | 10 3895                | 305.10                                 | 29.5   |
| 城乡居民储蓄年底余额(亿元)<br>Outstanding Amount of Savings Deposit in Urban<br>and Rural Areas (year-end) (100 million yuan)       | 3182.08                | 1471.26                                | 46.2   |
| 在岗职工工资总额(亿元)<br>Total Wages of Staff and Workers (100 million yuan)   | 495.66                 | 363.99                                 | 53.3   |
| 在校学生数(万人)<br>Student Enrollment (10 000 persons)  |                        |  |  |
| 普通高等学校<br>Number of Regular Institutions of Higher Education  | 26.24                  | 26.11                                  | 79.5   |
| 普通高级中学<br>Number of Specialized Secondary Schools   |                        | 40                                     | 87.8   |
| 普通初级中学<br>Number of Regular Secondary Schools   |                        | 34                                     | 14.0   |
| 小学<br>Number of Primary Schools   |                        | 61                                     | 13.0   |
| 医院、卫生所(个)<br>Hospitals (unit)   |                        |  |  |
| 医院、卫生所诊疗人次(万人次)<br>Number of Visits in Hospitals (10 000 visits)  |                        |  |  |
| 医生(万人)<br>Number of Doctors (10 000 persons)  |                        |  |  |

# 城市概况

## General Survey of Cities



**编 辑：** 别壮丽 史新旺

*Editors: Bie Zhuangli Shi Xinwang*

**英文翻译：** 王学青

*English translator: Wang Xueqing*

## 9-1 城市社会经济主要指标(2000年)

### Major Social and Economic Indicators of Cities (2000)

本表价值量指标均按当年价格计算。

Data in value terms in this table are calculated at current prices.

| 指 标                        | Item  | 全省总计<br>The<br>Province<br>Total | 城市市<br>区合计<br>Total of<br>Cities Zones | 城市市区合计<br>为全省总计%<br>Percentage of Cities<br>Zones to Province |
|----------------------------|---|----------------------------------|--|---|
| 土地面积 (万平方公里)               | Total Area (10 000 sq.km)   | 16.70                            | 1.20                                   | 7.2   |
| 年末城镇失业人员(登记数)<br>(万人)      | Number of Registered Urban Unemployed<br>Persons at the Year-end (10 000persons)                | 21.40                            | 11.60                                  | 54.2  |
| 国内生产总值 (亿元)                | Gross Domestic Product (100 million yuan)   | 5137.66                          | 1547.17                                | 30.1  |
| 第一产业                       | Primary Industry  | 1161.58                          | 90.68                                  | 7.8   |
| 第二产业                       | Secondary Industry  | 2413.78                          | 782.34                                 | 32.4  |
| 第三产业                       | Tertiary Industry   | 1562.30                          | 674.15                                 | 43.2  |
| 固定资产投资完成额 (亿元)             | Total Investment in Fixed Assets (100 million yuan)   | 1475.72                          | 491.87                                 | 33.3  |
| 房地产开发投资额 (亿元)              | Total Investment in Real Estate Development<br>(100 million yuan)                               | 77.87                            | 72.12                                  | 92.6  |
| #住宅                        | Residential Buildings   | 50.37                            | 46.63                                  | 92.6  |
| 地方财政收入 (亿元)                | Total Revenue of Local Governments<br>(100 million yuan)  | 246.47                           | 108.46                                 | 44.0  |
| 地方财政支出 (亿元)                | Total Expenditures of Local Governments<br>(100 million yuan)                                   | 445.53                           | 165.74                                 | 37.2  |
| 全部国有及限额以上工业企业              | All States-owned and Non-state-owned<br>above Designated Size                                   |                                  |  |   |
| 工业总产值 (亿元)                 | Gross Industrial Output Value (100 million yuan)  | 3494.96                          | 1611.66                                | 46.1  |
| 产品销售收入 (亿元)                | Product Sales (100 million yuan)  | 3297.78                          | 1438.19                                | 43.6  |
| 利润总额 (亿元)                  | Total Profits (100 million yuan)  | 139.97                           | 56.34                                  | 40.3  |
| 年底邮电局所 (个)                 | Number of Post and Telecommunications<br>Offices (year-end) (unit)                              | 11980                            | 1239                                   | 10.3  |
| 邮电业务总量<br>(1990年不变价格) (万元) | Revenue of Postal and Telecommunications<br>Services(at 1990 constant prices) (10 000 yuan)     | 1869359                          | 876510                                 | 46.9  |
| 本地电话用户数 (万部)               | Number of Telephone Sets (year-end)<br>(10 000 households)                                      | 912.10                           | 326.66                                 | 35.8  |
| 全年用电量 (亿千瓦时)               | Annual Electricity Consumption (100 million kwh)  |                                  | 350.50                                 |   |
| #工业用电                      | Industrial Power Consumption  | 501.72                           | 265.50                                 | 52.9  |
| 城乡居民生活用电                   | Urban and Rural Power Consumption   |                                  | 35.55                                  |   |
| 批零贸易业商品销售总额 (亿元)           | Total Sales of Enterprise in Wholesale<br>and Retail Sale Trades (100 million yuan)             | 2524.47                          | 915.10                                 | 36.2  |
| 当年实际使用外资金额 (万美元)           | Amount of Foreign Capital Actually<br>Vtilized This Year (USD 10 000)                           | 103898                           | 30630                                  | 29.5  |
| 城乡居民储蓄年底余额 (亿元)            | Outstanding Amount of Savings Deposit in Urban<br>and Rural Areas (year-end) (100 million yuan) | 3182.08                          | 1471.28                                | 46.2  |
| 在岗职工工资总额 (亿元)              | Total Wages of Staff and Workers (100 million yuan)   | 495.66                           | 263.99                                 | 53.3  |
| 在校学生数 (万人)                 | Student Enrollment (10 000 persons)   |                                  |  |   |
| 普通高等学校                     | Number of Regular Institutes of Higher Education  | 26.24                            | 26.11                                  | 99.5  |
| 中等专业学校                     | Number of Specialized Secondary Schools   | 33.48                            | 29.40                                  | 87.8  |
| 普通中学                       | Number of Regular Secondary Schools   | 638.14                           | 89.58                                  | 14.0  |
| 小学                         | Number of Primary Schools   | 1130.63                          | 146.61                                 | 13.0  |
| 医院、卫生院个数 (个)               | Number of Hospitals (unit)  | 3027                             | 755                                    | 24.9  |
| 医院、卫生院床位数 (万张)             | Number of Beds in Hospitals (10 000 beds)   | 18.34                            | 8.43                                   | 46.0  |
| 医生 (万人)                    | Number of Doctors (10 000 persons)  | 11.11                            | 4.89                                   | 44.0  |



## 9-2 省辖市市区社会经济主要指标 (2000年)

本表价值量指标均按当年价格计算。

Data in value terms in this table are calculated at current prices.

| 指 标                             | Item   | 郑 州       | 开 封     | 洛 阳     | 平 顶 山        |
|---------------------------------|--|-----------|---------|---------|--------------|
|                                 |  | Zhengzhou | Kaifeng | Luoyang | Pingdingshan |
| 年底总人口 (万人)                      | Total Population (year-end)<br>(10 000 persons)  | 218.96    | 77.76   | 145.19  | 87.66        |
| # 非农业人口                         | Non-agricultural Population  | 159.47    | 58.14   | 103.82  | 64.95        |
| 年底单位从业人员数<br>(万人)               | Number of Employed Persons (year-end)<br>(10 000 persons)  | 66.02     | 20.38   | 37.13   | 27.96        |
| 在岗职工平均人数 (万人)                   | Staff and Workers (10 000 persons)   | 64.1      | 20.20   | 37.99   | 27.78        |
| 土地面积 (平方公里)                     | Total Area (10 000 sq.km)  | 1010      | 365     | 544     | 459          |
| # 建成区土地面积                       | Developed Areas  | 133       | 67      | 104     | 46           |
| 国内生产总值 (亿元)                     | Gross Domestic Product (100 million yuan)  | 343.47    | 61.13   | 199.06  | 97.84        |
| # 第二产业                          | Secondary Industry   | 118.79    | 25.27   | 107.38  | 59.64        |
| # 第三产业                          | Tertiary Industry  | 217.94    | 31.94   | 88.34   | 36.07        |
| 固定资产投资完成额<br>(亿元)               | Total Investment in Fixed Assets<br>(100 million yuan)   | 90.90     | 16.41   | 62.94   | 23.51        |
| 房地产开发投资额 (亿元)                   | Total Investment in Real Estate Deve-<br>lopment (100 million yuan)  | 33.40     | 3.00    | 9.83    | 3.46         |
| # 住宅                            | Residential Buildings  | 20.42     | 2.14    | 6.48    | 2.33         |
| 地方财政收入 (亿元)                     | Total Revenue of Local Governments<br>(100 million yuan)   | 31.54     | 3.29    | 13.92   | 7.83         |
| 地方财政支出 (亿元)                     | Total Expenditures of Local Governments<br>(100 million yuan)  | 34.35     | 6.98    | 17.05   | 9.98         |
| 全部国有及限额以上<br>工业企业<br>工业总产值 (亿元) | All States-owned and Non-state-owned<br>above Designated Size<br>Gross Industrial Output Value<br>(100 million yuan) | 239.86    | 51.66   | 272.72  | 114.99       |
| 产品销售收入 (亿元)                     | Product Sales (100 million yuan)   | 222.41    | 41.30   | 241.87  | 96.86        |
| 利润总额 (亿元)                       | Total Profits (100 million yuan)   | 7.69      | -1.21   | -3.49   | 2.98         |
| 年底邮电局所 (个)                      | Number of Post and Telecommunications<br>Offices (year-end) (unit)   | 140       | 75      | 80      | 56           |
| 邮电业务总量 (1990年<br>不变价格) (亿元)     | Revenue of Postal and Telecommuni-<br>cations Services(at 1990 constant prices)<br>(100 million yuan)                | 27.91     | 2.08    | 10.88   | 5.3          |
| 本地电话用户数 (万部)                    | Number of Telephone Sets (year-end)<br>(10 000 households)   | 74.50     | 25.50   | 36.00   | 18.19        |
| 全年用电量 (亿千瓦时)                    | Annual Electricity Consumption<br>(100 million kwh)  | 77.77     | 13.93   | 35.83   | 28.60        |
| # 工业用电                          | Industrial Power Consumption   | 47.92     | 10.15   | 24.71   | 25.48        |
| 城乡居民生活用电                        | Urban and Rural Power Consumption  | 12.07     | 1.46    | 4.45    | 1.52         |
| 批零贸易业商品销售总额<br>(亿元)             | Total Sales of Enterprise in Wholesale<br>and Retail Sale Trades (100 million yuan)                                  | 336.18    | 49.65   | 70.52   | 40.74        |
| 当年实际使用外资金额<br>(万美元)             | Amount of Foreign Capital Actually<br>Utilized This Year (USD 10 000)  | 6289      | 1081    | 3760    | 4139         |
| 城乡居民储蓄年底余额<br>(亿元)              | Outstanding Amount of Savings Deposit<br>in Urban and Rural Areas (year-end)<br>(100 million yuan)                   | 381.51    | 86.06   | 201.79  | 74.02        |
| 在岗职工工资总额 (亿元)                   | Total Wages of Staff and Workers<br>(100 million yuan)   | 61.85     | 13.21   | 30.96   | 21.98        |
| 在校学生数 (万人)                      | Student Enrollment (10 000 persons)  |           |         |         |              |
| 普通高等学校                          | Number of Regular Institutes of Higher<br>Education  | 11.68     | 2.22    | 2.56    | 0.72         |
| 中等专业学校                          | Number of Specialized Secondary Schools  | 9.27      | 1.60    | 1.94    | 1.42         |
| 普通中学                            | Number of Regular Secondary Schools  | 11.00     | 4.32    | 8.77    | 5.01         |
| 小学                              | Number of Primary Schools  | 21.20     | 6.63    | 13.66   | 8.66         |
| 医院、卫生院个数 (个)                    | Number of Hospitals (unit)   | 89        | 53      | 70      | 55           |
| 医院、卫生院床位数<br>(万张)               | Number of Beds in Hospitals (10 000 beds)  | 1.53      | 0.67    | 1.00    | 0.54         |
| 医生 (万人)                         | Number of Doctors (10 000 persons)   | 1.06      | 0.29    | 0.44    | 0.34         |

## Major Social and Economic Indicators of Districts in Cities Directly Under the Province (2000)

| 安 阳    | 鹤 壁   | 新 乡      | 焦 作     | 濮 阳    | 许 昌     | 漯 河   | 三 门 峡     | 南 阳     | 商 丘      | 信 阳     | 周 口     | 驻 马 店     |
|--------|-------|----------|---------|--------|---------|-------|-----------|---------|----------|---------|---------|-----------|
| Anyang | Hebi  | Xinxiang | Jiaozuo | Puyang | Xuchang | Luohe | Sanmenxia | Nanyang | Shangqiu | Xinyang | Zhoukou | Zhumadian |
| 73.93  | 50.7  | 75.37    | 74.1    | 48.05  | 36.05   | 33.78 | 26.75     | 164.91  | 144.93   | 134.48  | 34.62   | 32.45     |
| 54.73  | 31.74 | 61.39    | 55.78   | 30.01  | 28.87   | 31.67 | 20.04     | 50.97   | 50.92    | 37.83   | 20.65   | 21.58     |
| 22.00  | 10.70 | 23.66    | 20.99   | 20.14  | 9.19    | 9.19  | 7.19      | 27.02   | 14.16    | 13.96   | 8.69    | 7.55      |
| 22.14  | 10.77 | 22.90    | 20.92   | 22.08  | 9.2     | 9.03  | 7.12      | 21.38   | 13.69    | 13.34   | 8.63    | 7.29      |
| 247    | 609   | 187      | 380     | 255    | 97      | 77    | 198       | 1981    | 1656     | 3604    | 148     | 203       |
| 45     | 34    | 60       | 52      | 27     | 25      | 26    | 21        | 37      | 36       | 32      | 18      | 22        |
| 99.91  | 41.91 | 78.96    | 65.19   | 102.63 | 44.49   | 41.21 | 32.16     | 128.22  | 72.24    | 71.67   | 29.51   | 37.57     |
| 60.52  | 23.92 | 39.57    | 41.75   | 74.84  | 30.08   | 27.62 | 17.13     | 70.72   | 22.89    | 28.21   | 13.50   | 20.50     |
| 37.52  | 14.85 | 37.31    | 20.9    | 24.09  | 13.29   | 12.91 | 14.35     | 37.25   | 27.68    | 29.75   | 14.30   | 15.65     |
| 16.73  | 8.19  | 22.32    | 26.49   | 50.42  | 14.77   | 20.77 | 19.64     | 37.54   | 23.41    | 30.09   | 16.10   | 11.64     |
| 3.68   | 0.36  | 3.01     | 0.79    | 2.12   | 2.05    | 1.68  | 0.72      | 3.99    | 0.50     | 2.30    | 0.94    | 0.30      |
| 2.79   | 0.29  | 1.88     | 0.65    | 1.32   | 1.34    | 1.14  | 0.61      | 2.66    | 0.25     | 1.55    | 0.50    | 0.27      |
| 7.04   | 1.88  | 6.17     | 5.93    | 5.58   | 3.51    | 3.44  | 2.82      | 6.48    | 2.93     | 1.61    | 1.88    | 2.61      |
| 12.04  | 3.68  | 8.50     | 8.84    | 7.83   | 4.87    | 5.04  | 4.83      | 11.02   | 6.03     | 3.38    | 14.32   | 6.98      |
| 138.04 | 39.67 | 106.34   | 99.34   | 123.05 | 62.13   | 74.12 | 31.37     | 126.82  | 33.29    | 37.04   | 23.6    | 40.25     |
| 130.12 | 31.98 | 93.26    | 81.34   | 114.22 | 52.68   | 80.66 | 29.30     | 122.35  | 26.22    | 29.31   | 17.13   | 29.62     |
| 11.34  | 0.01  | 3.70     | 0.90    | 14.66  | 3.82    | 4.32  | 1.54      | 7.53    | 0.31     | 0.77    | 0.20    | 1.36      |
| 25     | 25    | 35       | 49      | 57     | 42      | 26    | 27        | 358     | 86       | 133     | 6       | 19        |
| 3.93   | 1.70  | 5.82     | 1.84    | 4.00   | 3.19    | 2.56  | 3.44      | 3.89    | 3.84     | 3.49    | 1.64    | 2.14      |
| 19.36  | 8.75  | 21.00    | 13.78   | 22.02  | 11.00   | 8.60  | 7.59      | 18.55   | 15.96    | 13.21   | 5.61    | 7.04      |
| 32.14  | 8.70  | 19.74    | 36.57   | 21.09  | 6.18    | 7.18  | 11.61     | 22.31   | 11.41    | 10.27   | 1.20    | 5.96      |
| 28.24  | 5.94  | 13.73    | 33.72   | 19.60  | 3.43    | 5.48  | 10.10     | 19.02   | 7.48     | 5.53    | 0.43    | 4.56      |
| 3.25   | 1.13  | 2.73     | 1.09    | 0.48   | 0.94    | 0.66  | 0.76      | 0.99    | 1.67     | 1.11    | 0.62    | 0.60      |
| 63.26  | 10.58 | 28.77    | 24.10   | 13.42  | 42.75   | 32.00 | 16.73     | 68.02   | 31.76    | 27.54   | 30.26   | 28.83     |
| 21     | 202   | 4832     | 364     | 1851   | 1372    | 3200  | 1326      | 286     | 456      | 635     | 442     | 374       |
| 84.33  | 31.66 | 85.61    | 65.56   | 73.48  | 40.87   | 46.44 | 32.97     | 86.78   | 52.78    | 54.71   | 33.06   | 39.66     |
| 19.64  | 7.53  | 15.69    | 13.30   | 22.13  | 6.60    | 5.66  | 5.80      | 14.14   | 7.36     | 8.25    | 4.68    | 5.21      |
| 0.84   | 0.00  | 2.95     | 1.18    | 0.14   | 0.48    | 0.15  | 0.10      | 1.06    | 0.49     | 0.89    | 0.36    | 0.31      |
| 1.06   | 0.45  | 1.18     | 1.13    | 0.60   | 1.06    | 0.73  | 0.54      | 2.31    | 1.02     | 1.07    | 1.32    | 2.70      |
| 4.00   | 2.84  | 4.58     | 4.01    | 5.12   | 2.08    | 1.81  | 1.79      | 10.20   | 11.21    | 8.32    | 2.29    | 2.23      |
| 7.45   | 5.98  | 7.15     | 7.19    | 5.49   | 2.61    | 2.49  | 2.14      | 16.87   | 19.90    | 13.00   | 3.39    | 2.80      |
| 44     | 16    | 57       | 48      | 42     | 30      | 14    | 14        | 86      | 53       | 59      | 11      | 14        |
| 0.52   | 0.18  | 0.63     | 0.54    | 0.34   | 0.31    | 0.17  | 0.18      | 0.65    | 0.41     | 0.35    | 0.18    | 0.22      |
| 0.26   | 0.11  | 0.39     | 0.35    | 0.16   | 0.14    | 0.08  | 0.12      | 0.37    | 0.16     | 0.16    | 0.33    | 0.11      |

### 9-3 城市建设基本情况

#### Basic Statistics on Urban Construction

| 指 标                    | Item   | 1985  | 1990   | 1995   | 1999   | 2000   |
|------------------------|--|-------|--------|--------|--------|--------|
| 城市个数 (个)               | Number of Cities (unit)  | 18    | 26     | 36     | 38     | 38     |
| 城市人口数 (万人)             | Population of City (10 000 persons)  | 882.1 | 1471.0 | 1336.2 | 1687.3 | 1715.1 |
| #非农业人口 (万人)            | Non-agricultural Population  | 497.8 | 649.3  | 866.7  | 1017.4 | 1043.3 |
| 城市面积 (平方公里)            | Cities Areas (sq.km)   | 7235  | 16643  | 7687   | 12716  | 12760  |
| #建成区面积                 | Developed Areas  | 426   | 605    | 854    | 1017   | 1074   |
| 年底房屋建筑面积 (万平方米)        | Total Floor Space of Buildings (year-end)<br>(10 000 sq.m)                       | 8734  | 17941  | 25593  | 33147  | 35234  |
| #住宅                    | Residential Buildings  | 4026  | 8544   | 12977  | 18013  | 19504  |
| 年底住宅居住面积 (万平方米)        | Total Living Space of Buildings (year-end)<br>(10 000 sq.m)                      | 2370  | 4257   | 6389   | 8893   | 9661   |
| 年底人均住宅居住面积 (平方米)       | Per Capita Floor Space for Living (year-end)<br>(sq.m)                           | 4.9   | 6.7    | 7.4    | 8.5    | 8.9    |
| 年底供水综合生产能力<br>(万立方米/日) | General Production Capacity of<br>Water Supply (year-end) (10 000 cu.m/day)      | 198.0 | 512.0  | 878.1  | 915.6  | 958.8  |
| 全年供水总量 (万立方米)          | Total Annual Volume of Water Supply<br>(10 000 cu.m)                             | 66240 | 153682 | 207049 | 195184 | 191706 |
| #生活用水量                 | For Residential Use  | 26840 | 47570  | 66943  | 79271  | 76801  |
| 平均每人每天生活用水量 (升)        | Per Capita Daily Consumption of Tap<br>Water for Residential Use (liter)         | 162.1 | 179.3  | 175.4  | 183.5  | 171.4  |
| 用水普及率 (%)              | Percentage of Population with Access to<br>Tap Water (%)                         | 91.1  | 91.6   | 95.8   | 94.9   | 96.8   |
| 公共交通标准运营车辆 (标台)        | Operating Standard Public Transit Vehicles<br>(Standardized)                     | 1224  | 1646   | 3804   | 6694   | 7235   |
| 平均每万人拥有公交车辆 (标台)       | Number of Public Transportation Vehicles<br>per 10 000 Population (Standardized) | 2.5   | 2.5    | 4.4    | 6.6    | 6.9    |
| 煤气家庭用量 (万立方米)          | Consumption of Coal Gas for Residential Use<br>(10 000cu.m)                      | 2     | 2040   | 7976   | 18890  | 20064  |
| 天然气家庭用量 (万立方米)         | Consumption of Natural Gas for Residential Use<br>(10 000cu.m)                   | 568   | 8084   | 8496   | 11387  | 10036  |
| 液化石油气家庭用量 (吨)          | Consumption of Liquefied Petroleum Gas for<br>Residential Use (10 000cu.m)       | 6223  | 42141  | 86207  | 133636 | 131962 |
| 用气普及率 (%)              | Percentage of Population with Access to Gas (%)                                  | 9.1   | 41.0   | 46.6   | 68.7   | 70.3   |
| 集中供热面积 (万平方米)          | Heated Area (10 000 sq.m)  |       | 225    | 1757   | 3222   | 3303   |
| 道路长度 (千米)              | Length of Roads (km)   | 1632  | 2586   | 3845   | 4731   | 4920   |
| 道路面积 (万平方米)            | Area of Roads (10 000sq.m)   | 1672  | 2859   | 4967   | 6565   | 6938   |
| 排水管道长度 (千米)            | Length of Drainage Pipelines (km)  | 1556  | 2662   | 4472   | 5761   | 6070   |
| 建成区绿化覆盖面积 (公顷)         | Coverage Space of Green Areas Developed<br>(hectare)                             |       |        | 16334  | 27683  | 30582  |
| 建成区绿化覆盖率 (%)           | Coverage Rate of Green Areas Developed (%)                                       |       |        | 19.1   | 27.2   | 28.5   |
| 公共绿地面积 (公顷)            | Public Green Areas (hectare)   | 1056  | 1922   | 2338   | 6093   | 6286   |
| 人均公共绿地面积 (平方米)         | Per Capita Public Green Area (sq.m)  | 2.1   | 3.0    | 2.7    | 6.0    | 6.1    |
| 公园个数 (个)               | Number of Parks (unit)   | 35    | 59     | 83     | 201    | 228    |
| 公园面积 (公顷)              | Area of Parks (hectare)  | 861   | 1057   | 1682   | 2909   | 3342   |
| 生活垃圾粪便清运量 (万吨)         | Volume of Residential Garbages and Night Soil<br>Disposal (10 000 tons)          | 296   | 384    | 496    | 607    | 617    |
| 垃圾粪便无害化处理率 (%)         | Percentage of Harmless Disposal (%)  |       | 0.5    | 53.9   | 76.0   | 77.0   |

注: 1.1985、1990年城市人口和城市面积为行政辖区内全部人口和面积。

2.1996年及以后年度公园个数、面积含小游园。

a)Data in 1985 and 1990 on the population of city and cities areas are total population and areas in administrative areas.

b)Data since 1996 on number of parks and area of parks include small amusement parks'.

9-4 城市市区房屋建筑及住房情况 (2000年)

Buildings Construction and Housing Condition in Urban Districts (2000)

| 城市名称<br>City | 建成区<br>面积<br>(平方公里)<br>Developed<br>Areas<br>(sq.km) | 市区人口<br>密度<br>(人/平方公里)<br>Population<br>Density of<br>Urban Districts<br>(persons/sq.km) | 年底实有房<br>屋建筑面积<br>(万平方米)<br>Total Floor<br>Space of Buildings<br>(year-end)<br>(10 000sq.m) |                                  | 年底实有住<br>宅使用面积<br>(万平方米)<br>Floor Space of<br>Residential Housing<br>in Use(year-end)<br>(10 000sq.m) |                                  | 人均住宅<br>居住面积<br>(平方米)<br>Per Capita<br>Floor Space<br>for Living<br>(sq.m) |       |
|--------------|--|--|---|----------------------------------|---|----------------------------------|--|-------|
|              |  |  | #住宅<br>Residential<br>Buildings   | #居住<br>Floor Space<br>for Living | #住宅<br>Residential<br>Buildings   | #居住<br>Floor Space<br>for Living |  |       |
| 郑州           | Zhenzhou   | 133.22   | 2696  | 6304                             | 3296  | 2307.10                          | 1582.17  | 9.52  |
| 开封           | Kaifeng  | 67.00  | 2133  | 1875                             | 1036  | 727.60                           | 467.80   | 8.06  |
| 洛阳           | Luoyang  | 104.53   | 2668  | 3544                             | 1944  | 1390.86                          | 941.00   | 9.23  |
| 平顶山          | Pingdingshan   | 46.00  | 1909  | 1731                             | 938   | 675.36                           | 469.00   | 7.22  |
| 安阳           | Anyang   | 45.08  | 2993  | 1911                             | 993   | 705.03                           | 496.50   | 9.07  |
| 鹤壁           | Hebi   | 33.82  | 832   | 882                              | 565   | 395.50                           | 276.80   | 8.72  |
| 新乡           | Xinxiang   | 60.00  | 4036  | 1919                             | 1063  | 829.08                           | 575.75   | 7.95  |
| 焦作           | Jiaozuo  | 52.00  | 1747  | 1589                             | 964   | 718.99                           | 513.57   | 9.69  |
| 濮阳           | Puyang   | 27.42  | 1669  | 946                              | 598   | 418.45                           | 298.92   | 7.49  |
| 许昌           | Xuchang  | 24.50  | 4096  | 832                              | 462   | 332.64                           | 231.00   | 8.00  |
| 漯河           | Luohe  | 25.90  | 4216  | 947                              | 561   | 393.00                           | 275.00   | 8.81  |
| 三门峡          | Sanmenxia  | 20.89  | 1351  | 587                              | 352   | 261.99                           | 173.43   | 10.08 |
| 南阳           | Nanyang  | 37.00  | 832   | 2022                             | 1078  | 776.16                           | 539.00   | 10.57 |
| 商丘           | Shangqiu   | 35.50  | 906   | 931                              | 523   | 377.00                           | 255.00   | 7.48  |
| 信阳           | Xinyang  | 31.63  | 377   | 906                              | 499   | 362.88                           | 248.00   | 7.09  |
| 周口           | Zhoukou  | 18.00  | 2342  | 625                              | 343   | 240.03                           | 161.16   | 7.80  |
| 驻马店          | Zhumadian  | 21.50  | 1598  | 488                              | 248   | 176.08                           | 116.56   | 5.12  |
| 济源           | Jiyuan   | 20.98  | 4872  | 1148                             | 635   | 450.76                           | 311.09   | 17.23 |
| 巩义           | Gongyi   | 13.00  | 7566  | 400                              | 233   | 167.76                           | 128.15   | 10.33 |
| 荥阳           | Xingyang   | 12.50  | 6428  | 269                              | 136   | 99.40                            | 70.00  | 8.72  |
| 新郑           | Xinzheng   | 12.60  | 5605  | 243                              | 128   | 92.00                            | 65.00  | 7.88  |
| 登封           | Dengfeng   | 12.00  | 2361  | 464                              | 195   | 138.50                           | 97.50  | 18.22 |
| 新密           | Xinmi  | 15.80  | 5645  | 339                              | 169   | 122.04                           | 84.75  | 8.47  |
| 偃师           | Yanshi   | 11.70  | 1694  | 376                              | 194   | 139.68                           | 97.00  | 14.06 |
| 汝州           | Ruzhou   | 10.40  | 6692  | 264                              | 190   | 136.29                           | 94.65  | 9.96  |
| 舞钢           | Wugang   | 11.21  | 1822  | 222                              | 113   | 100.00                           | 64.00  | 6.27  |
| 林州           | Linzhou  | 13.53  | 3333  | 210                              | 126   | 90.72                            | 63.00  | 7.88  |
| 卫辉           | Weihui   | 18.20  | 1824  | 226                              | 138   | 99.00                            | 68.90  | 7.03  |
| 辉县           | Huixian  | 15.21  | 5880  | 300                              | 195   | 139.00                           | 98.00  | 7.37  |
| 沁阳           | Qinyang  | 15.11  | 5658  | 238                              | 143   | 100.00                           | 71.00  | 9.47  |
| 孟州           | Mengzhou   | 8.52   | 5893  | 281                              | 133   | 94.00                            | 66.15  | 7.60  |
| 禹州           | Yuzhou   | 15.70  | 5080  | 397                              | 258   | 185.00                           | 128.00   | 10.67 |
| 长葛           | Changge  | 12.63  | 6139  | 296                              | 155   | 111.60                           | 77.50  | 7.24  |
| 义马           | Yima   | 13.03  | 1366  | 250                              | 137   | 97.63                            | 66.00  | 6.54  |
| 灵宝           | Lingbao  | 12.00  | 3910  | 237                              | 130   | 93.60                            | 65.00  | 6.89  |
| 永城           | Yongcheng  | 15.70  | 2731  | 369                              | 200   | 144.00                           | 100.00   | 9.52  |
| 邓州           | Dengzhou   | 16.00  | 4848  | 379                              | 262   | 188.00                           | 131.00   | 10.08 |
| 项城           | Xiangcheng   | 14.00  | 6200  | 287                              | 171   | 119.70                           | 93.85  | 9.86  |

## 9-5 城市市区供、排水情况 (2000年)

### Supply of Tap Water and Wastewater Discharging in Urban Districts (2000)

| 城市名称<br>City | 年底供水综合生产能力<br>(万立方米/日)<br>General Production Capacity of Water Supply (year-end) (10 000 tons/day) | 供水管道长度<br>(公里)<br>Length of Water Supply Pipelines (year-end) (km) | 全年供水总量<br>(万立方米)<br>Total Annual Volume of Water Supply (10 000 cu.m) | #生活用量<br>For Residential Use | 用水人口<br>(万人)<br>Number of Residents with Access to Tap Water (10 000 persons) | 人均日生活用水量<br>(升)<br>Per Capita Daily Consumption of Tap Water for Residential Use (liter) | 用水普及率<br>(%)<br>Percentage of Population with Access to Tap Water (%) | 排水管道长度<br>(公里)<br>Length of Drainage Pipelines (km) | 排水管道密度<br>(公里/平方公里)<br>Density of Drainage Pipelines (km/sq.km) |       |
|--------------|--|--|---|------------------------------|---|--|---|---|---|-------|
|              |  |  |   |                              |   |  |   |   |   |       |
| 郑州           | Zhenzhou   | 124.22   | 1087  | 28783                        | 16121   | 212.21   | 208.13  | 100.0   | 1138.52   | 8.55  |
| 开封           | Kaifeng  | 60.67  | 628   | 10091                        | 3699  | 74.60  | 135.85  | 98.5  | 333.40  | 4.98  |
| 洛阳           | Luoyang  | 114.24   | 1196  | 21948                        | 8852  | 115.10   | 210.70  | 99.8  | 288.69  | 2.76  |
| 平顶山          | Pingdingshan   | 54.23  | 400   | 9740                         | 4146  | 71.50  | 158.87  | 93.2  | 138.70  | 3.02  |
| 安阳           | Anyang   | 106.19   | 578   | 19656                        | 5080  | 60.22  | 231.12  | 100.0   | 385.57  | 8.55  |
| 鹤壁           | Hebi   | 32.32  | 208   | 4341                         | 1537  | 28.84  | 146.01  | 83.1  | 106.84  | 3.16  |
| 新乡           | Xinxiang   | 53.00  | 387   | 11277                        | 4232  | 75.33  | 153.92  | 100.0   | 343.05  | 5.72  |
| 焦作           | Jiaozuo  | 59.50  | 463   | 11685                        | 3250  | 73.60  | 120.98  | 99.9  | 256.30  | 4.93  |
| 濮阳           | Puyang   | 24.57  | 241   | 4028                         | 1632  | 25.70  | 173.98  | 100.0   | 185.39  | 6.76  |
| 许昌           | Xuchang  | 22.00  | 291   | 3258                         | 1746  | 36.05  | 132.69  | 100.0   | 154.68  | 6.31  |
| 漯河           | Luohe  | 34.70  | 262   | 8183                         | 2383  | 32.40  | 201.51  | 99.4  | 321.20  | 12.40 |
| 三门峡          | Sanmenxia  | 15.54  | 154   | 2296                         | 1178  | 24.73  | 130.51  | 98.5  | 121.98  | 5.84  |
| 南阳           | Nanyang  | 34.14  | 488   | 7741                         | 2401  | 53.46  | 123.05  | 100.0   | 320.05  | 8.65  |
| 商丘           | Shangqiu   | 24.40  | 234   | 6672                         | 3518  | 41.60  | 231.69  | 98.6  | 138.90  | 3.91  |
| 信阳           | Xinyang  | 15.50  | 441   | 4522                         | 2488  | 35.90  | 189.87  | 92.3  | 109.00  | 3.45  |
| 周口           | Zhoukou  | 24.30  | 117   | 3825                         | 1323  | 21.40  | 169.38  | 98.3  | 87.81   | 4.88  |
| 驻马店          | Zhumadian  | 11.41  | 126   | 3108                         | 1424  | 19.60  | 199.05  | 85.3  | 115.60  | 5.38  |
| 济源           | Jiyuan   | 9.00   | 125   | 2190                         | 720   | 17.90  | 110.20  | 98.7  | 161.70  | 7.71  |
| 巩义           | Gongyi   | 6.00   | 198   | 1100                         | 530   | 14.30  | 101.54  | 100.0   | 53.50   | 4.12  |
| 荥阳           | Xingyang   | 4.70   | 96  | 1430                         | 500   | 8.70   | 157.46  | 98.8  | 57.98   | 4.64  |
| 新郑           | Xinzheng   | 4.90   | 129   | 1600                         | 716   | 8.25   | 237.78  | 100.0   | 75.62   | 6.00  |
| 登封           | Dengfeng   | 2.98   | 43  | 531                          | 311   | 9.76   | 87.30   | 89.4  | 103.12  | 8.59  |
| 新密           | Xinmi  | 4.40   | 102   | 900                          | 475   | 11.10  | 117.24  | 94.6  | 43.40   | 2.75  |
| 偃师           | Yanshi   | 5.50   | 73  | 904                          | 396   | 8.00   | 135.62  | 100.0   | 61.01   | 5.21  |
| 汝州           | Ruzhou   | 3.26   | 157   | 1115                         | 520   | 9.30   | 153.19  | 97.3  | 87.90   | 8.45  |
| 舞钢           | Wugang   | 10.91  | 52  | 2691                         | 745   | 9.88   | 206.59  | 90.7  | 29.12   | 2.60  |
| 林州           | Linzhou  | 5.30   | 101   | 1380                         | 475   | 7.40   | 175.86  | 92.5  | 87.00   | 6.43  |
| 卫辉           | Weihui   | 5.00   | 65  | 1550                         | 650   | 9.60   | 185.50  | 89.1  | 50.00   | 2.75  |
| 辉县           | Huixian  | 6.00   | 137   | 1986                         | 1028  | 15.00  | 187.76  | 97.3  | 73.29   | 4.82  |
| 沁阳           | Qinyang  | 7.00   | 49  | 357                          | 189   | 11.00  | 47.07   | 89.6  | 163.00  | 10.79 |
| 孟州           | Mengzhou   | 7.30   | 52  | 1603                         | 539   | 7.90   | 186.93  | 62.4  | 51.10   | 6.00  |
| 禹州           | Yuzhou   | 6.70   | 81  | 1165                         | 670   | 12.50  | 146.85  | 99.0  | 76.50   | 4.87  |
| 长葛           | Changge  | 11.10  | 54  | 713                          | 336   | 10.50  | 87.67   | 82.3  | 52.30   | 4.14  |
| 义马           | Yima   | 1.20   | 30  | 380                          | 330   | 12.00  | 75.34   | 92.4  | 37.00   | 2.84  |
| 灵宝           | Lingbao  | 8.23   | 76  | 1730                         | 473   | 10.12  | 128.05  | 98.1  | 56.05   | 4.67  |
| 永城           | Yongcheng  | 2.10   | 78  | 762                          | 614   | 7.20   | 233.64  | 64.2  | 81.70   | 5.20  |
| 邓州           | Dengzhou   | 9.56   | 137   | 1045                         | 559   | 13.60  | 112.61  | 100.0   | 48.80   | 3.05  |
| 项城           | Xiangcheng   | 26.72  | 75  | 5420                         | 1015  | 11.10  | 250.52  | 98.3  | 73.86   | 5.28  |

## 9-6 城市市区市政设施、公共交通情况 (2000年)

## Municipal Installation and Public Transportation in Urban Districts (2000)

| 城市名称<br>City | 年底道路<br>长度<br>(公里)<br>Length of<br>Roads<br>(year-end)<br>(km) | 年底道路<br>面积<br>(万平方米)<br>Area of<br>Roads<br>(year-end)<br>(10 000sq.m) | 人均道路<br>面积<br>(平方米)<br>Per Capita<br>Area of<br>Roads<br>(sq.m) | 年底路灯<br>盏数<br>(盏)<br>Number of<br>Street Lights<br>(year-end)<br>(units) | 年底实有<br>运营车辆<br>(辆)<br>Operating<br>Transit Vehicles<br>(year-end)<br>(units) | 全 年<br>客运总量<br>(万人次)<br>Number of Pass-<br>engers Carried in<br>the year (10 000<br>person-times) | 年底实有<br>出租汽车<br>(辆)<br>Operating<br>Taxis<br>(year-end)<br>(units) |       |
|--------------|--|--|---|--|---|---|--|-------|
| 郑 州          | Zhenzhou   | 684  | 949.28  | 6.21   | 14184   | 1342  | 27098  | 10660 |
| 开 封          | Kaifeng  | 259  | 312.30  | 5.40   | 11841   | 275   | 3552   | 2500  |
| 洛 阳          | Luoyang  | 256  | 348.49  | 3.36   | 31497   | 480   | 9540   | 4133  |
| 平顶山          | Pingdingshan   | 127  | 149.74  | 2.31   | 4766  | 382   | 3904   | 1829  |
| 安 阳          | Anyang   | 363  | 397.61  | 7.26   | 8937  | 318   | 2390   | 2573  |
| 鹤 壁          | Hebi   | 159  | 175.74  | 5.54   | 2035  | 331   | 2231   | 634   |
| 新 乡          | Xinxiang   | 206  | 271.20  | 4.42   | 11906   | 275   | 2988   | 2700  |
| 焦 作          | Jiaozuo  | 162  | 252.00  | 4.52   | 10794   | 459   | 3258   | 1100  |
| 濮 阳          | Puyang   | 153  | 212.62  | 8.34   | 6442  | 390   | 660  | 2500  |
| 许 昌          | Xuchang  | 110  | 147.85  | 5.12   | 6882  | 231   | 994  | 1500  |
| 漯 河          | Luohe  | 199  | 336.02  | 10.61  | 7607  | 522   | 2281   | 1079  |
| 三门峡          | Sanmenxia  | 112  | 90.87   | 4.54   | 2472  | 121   | 2738   | 1200  |
| 南 阳          | Nanyang  | 200  | 277.68  | 5.45   | 4170  | 171   | 1305   | 1133  |
| 商 丘          | Shangqiu   | 151  | 317.14  | 9.06   | 8032  | 246   | 1980   | 1400  |
| 信 阳          | Xinyang  | 112  | 160.40  | 4.30   | 6100  | 115   | 524  | 1690  |
| 周 口          | Zhoukou  | 101  | 114.80  | 5.56   | 2004  | 164   | 2665   | 400   |
| 驻马店          | Zhumadian  | 97   | 154.50  | 7.16   | 4528  | 136   | 374  | 1800  |
| 济 源          | Jiyuan   | 111  | 209.83  | 11.62  | 4061  | 201   | 1773   | 310   |
| 巩 义          | Gongyi   | 59   | 102.29  | 12.79  | 2220  | 195   | 350  | 900   |
| 荥 阳          | Xingyang   | 78   | 117.50  | 14.51  | 2990  | 14  | 62   | 65    |
| 新 郑          | Xinzheng   | 64   | 140.30  | 17.54  | 3050  | 407   | 429  |       |
| 登 封          | Dengfeng   | 95   | 132.14  | 28.48  | 3316  | 310   | 1638   | 291   |
| 新 密          | Xinmi  | 50   | 67.90   | 9.37   | 1990  | 166   | 310  | 260   |
| 偃 师          | Yanshi   | 45   | 65.95   | 2.31   | 3868  | 16  | 37   |       |
| 汝 州          | Ruzhou   | 87   | 83.09   | 14.94  | 3812  | 173   | 457  | 160   |
| 舞 钢          | Wugang   | 56   | 70.83   | 7.44   | 1396  | 42  | 320  |       |
| 林 州          | Linzhou  | 83   | 139.00  | 17.38  | 1770  | 30  | 400  | 980   |
| 卫 辉          | Weihui   | 56   | 79.90   | 7.91   | 1406  | 90  | 97   | 280   |
| 辉 县          | Huixian  | 85   | 113.66  | 15.36  | 1462  | 128   | 310  | 100   |
| 沁 阳          | Qinyang  | 120  | 142.10  | 18.19  | 5150  | 150   | 240  | 230   |
| 孟 州          | Mengzhou   | 38   | 62.96   | 7.28   | 4283  | 15  | 22   | 57    |
| 禹 州          | Yuzhou   | 57   | 116.10  | 11.85  | 2315  | 47  | 293  | 800   |
| 长 葛          | Changge  | 55   | 84.10   | 7.44   | 1500  | 40  | 180  | 150   |
| 义 马          | Yima   | 45   | 64.00   | 5.38   | 902   | 155   | 740  | 150   |
| 灵 宝          | Lingbao  | 69   | 90.79   | 10.36  | 1466  | 56  | 350  | 468   |
| 永 城          | Yongcheng  | 87   | 173.00  | 18.21  | 1500  | 180   | 408  | 287   |
| 邓 州          | Dengzhou   | 75   | 122.00  | 10.60  | 2350  | 190   | 316  | 50    |
| 项 城          | Xiangcheng   | 54   | 92.02   | 10.52  | 2202  | 76  | 990  |       |

## 9-7 城市市区燃气供应情况 (2000年)

## Supply of Gas in Urban Districts (2000)

| 城市名称<br>City        | 煤 气<br>Coal Gas   |                                      |   | 天 然 气<br>Natural Gas                                      |                                      |  | 液化石油气<br>Liquefied Petroleum Gas            |                                      |  | 用 气<br>普及率<br>(%)<br>Percentage<br>of Popul-<br>ation with<br>Access to<br>Gas (%) |
|---------------------|---|--------------------------------------|---|---|--------------------------------------|--|---|--------------------------------------|--|--|
|                     | 供气总量<br>(万立<br>方米)<br>Total Gas<br>Supply<br>(10 000<br>cu.m) | #家庭<br>用量<br>Resid-<br>ential<br>Use | 用气人口<br>(万人)<br>Population<br>with<br>Access to<br>Gas(10 000<br>persons) | 供气总量<br>(万立方米)<br>Total Gas<br>Supply<br>(10 000<br>cu.m) | #家庭<br>用量<br>Resid-<br>ential<br>Use | 用气人口<br>(万人)<br>Populat-<br>ion with<br>Access to<br>Gas (10 000<br>persons) | 供气总量<br>(吨)<br>Total Gas<br>Supply<br>(ton) | #家庭<br>用量<br>Resid-<br>ential<br>Use | 用气人口<br>(万人)<br>Population<br>with<br>Access to<br>Gas (10 000<br>persons) |  |
| 郑 州<br>Zhengzhou    |   |                                      |   | 6540  | 5500                                 | 119.40   | 27367                                       | 11729                                | 29.76  | 97.5   |
| 开 封<br>Kaifeng      |   |                                      |   | 942   | 816                                  | 19.40  | 3043  | 3020                                 | 11.83  | 53.8   |
| 洛 阳<br>Luoyang      | 2657  | 2657                                 | 8.80  |   |                                      |  | 23774                                       | 21226                                | 79.70  | 85.2   |
| 平顶山<br>Pingdingshan | 7004  | 4648                                 | 50.68   |   |                                      |  | 1865  | 1865                                 | 3.49   | 83.4   |
| 安 阳<br>Anyang       | 55000   | 2500                                 | 6.00  | 11369   | 1216                                 | 29.00  | 1694  | 6844                                 | 17.40  | 95.7   |
| 鹤 壁<br>Hebi         |   |                                      |   | 435   | 435                                  | 5.30   | 2470  | 2470                                 | 7.50   | 40.3   |
| 新 乡<br>Xinxiang     |   |                                      |   |   |                                      |  | 7444  | 7444                                 | 31.23  | 50.9   |
| 焦 作<br>Jiaozuo      | 2420  | 2420                                 | 20.05   |   |                                      |  | 4775  | 4775                                 | 20.48  | 72.7   |
| 濮 阳<br>Puyang       |   |                                      |   | 34502   | 989                                  | 12.00  | 18770                                       | 14137                                | 13.12  | 98.5   |
| 许 昌<br>Xuchang      |   |                                      |   |   |                                      |  | 2445  | 2340                                 | 8.83   | 30.6   |
| 漯 河<br>Luohe        | 2850  | 340                                  | 1.52  |   |                                      |  | 9425  | 7035                                 | 24.79  | 83.1   |
| 三门峡<br>Sanmenxia    |   |                                      |   |   |                                      |  | 3300  | 3200                                 | 12.44  | 62.1   |
| 南 阳<br>Nanyang      | 1143  | 1105                                 | 10.98   |   |                                      |  | 6559  | 6559                                 | 26.52  | 73.6   |
| 商 丘<br>Shangqiu     |   |                                      |   |   |                                      |  | 5240  | 5170                                 | 20.40  | 58.3   |
| 信 阳<br>Xinyang      |   |                                      |   |   |                                      |  | 5882  | 5766                                 | 27.20  | 73.0   |
| 周 口<br>Zhokou       |   |                                      |   |   |                                      |  | 2617  | 2617                                 | 9.36   | 45.3   |
| 驻马店<br>Zhumadian    | 680   | 680                                  | 3.60  |   |                                      |  | 3194  | 3122                                 | 11.09  | 68.1   |
| 济 源<br>Jiyuan       | 2381  | 226                                  | 2.72  |   |                                      |  | 487   | 477                                  | 2.10   | 26.7   |
| 巩 义<br>Gongyi       |   |                                      |   |   |                                      |  |   |                                      |  |  |
| 荥 阳<br>Xingyang     |   |                                      |   |   |                                      |  | 2200  | 1600                                 | 6.80   | 84.0   |
| 新 郑<br>Xinzheng     |   |                                      |   |   |                                      |  | 2200  | 1200                                 | 5.00   | 62.5   |
| 登 封<br>Dengfeng     |   |                                      |   |   |                                      |  | 800   | 720                                  | 4.00   | 86.2   |
| 新 密<br>Xinmi        |   |                                      |   |   |                                      |  | 1500  | 1433                                 | 5.72   | 78.9   |
| 偃 师<br>Yanshi       |   |                                      |   |   |                                      |  | 450   | 440                                  | 1.61   | 26.8   |
| 汝 州<br>Ruzhou       | 390   | 290                                  | 2.20  |   |                                      |  | 550   | 535                                  | 1.20   | 61.2   |
| 舞 钢<br>Wugang       | 310   | 310                                  | 1.50  |   |                                      |  | 298   | 298                                  | 1.29   | 29.3   |
| 林 州<br>Linzhou      | 1350  | 1250                                 | 1.20  |   |                                      |  | 1640  | 1640                                 | 3.32   | 56.5   |
| 卫 辉<br>Weihui       |   |                                      |   |   |                                      |  | 650   | 650                                  | 2.04   | 20.2   |
| 辉 县<br>Huixian      | 268   | 268                                  | 0.30  |   |                                      |  | 1000  | 800                                  | 2.10   | 32.4   |
| 沁 阳<br>Qinyang      |   |                                      |   |   |                                      |  | 1000  | 1000                                 | 4.90   | 62.7   |
| 孟 州<br>Mengzhou     |   |                                      |   |   |                                      |  | 660   | 660                                  | 1.60   | 18.5   |
| 禹 州<br>Yuzhou       |   |                                      |   |   |                                      |  | 2610  | 1980                                 | 6.60   | 67.4   |
| 长 葛<br>Changge      |   |                                      |   |   |                                      |  | 5410  | 4460                                 | 10.41  | 92.1   |
| 义 马<br>Yima         |   |                                      |   |   |                                      |  |   |                                      |  |  |
| 灵 宝<br>Lingbao      |   |                                      |   |   |                                      |  | 1950  | 1950                                 | 7.75   | 88.5   |
| 永 城<br>Yongcheng    |   |                                      |   |   |                                      |  | 750   | 620                                  | 2.40   | 25.3   |
| 邓 州<br>Dengzhou     |   |                                      |   |   |                                      |  | 1200  | 1200                                 | 5.60   | 48.7   |
| 项 城<br>Xiangcheng   | 4380  | 3370                                 | 7.36  | 1230  | 1080                                 | 0.79   | 980   | 980                                  | 0.30   | 96.57  |

9-8 城市市区园林绿化、废水及垃圾处理情况 (2000年)

Green Areas, Wastewater and Garbage Processing in Urban Districts(2000)

| 城市名称<br>City     | 建成区绿化<br>覆盖面积<br>(公顷)<br>Coverage<br>Space of<br>Green Areas<br>in Developed<br>Area(hectare) | 建成区绿化<br>覆盖率<br>(%)<br>Coverage<br>Rate of Gre-<br>en Areas in<br>Developed<br>Area (%) | 公共<br>绿地面积<br>(公顷)<br>Public<br>Green<br>Area<br>(hectares) | 人均公共<br>绿地面积<br>(平方米)<br>Per Capita<br>Public<br>Green<br>Area<br>(sq.m) | 公园<br>个数<br>(个)<br>Number<br>of Parks<br>(unit) | 公园面积<br>(公顷)<br>Area of<br>Parks<br>(hectare) | 生活废水<br>排放量<br>(万吨)<br>Domestic<br>Sewage<br>Discharged<br>(10 000<br>tons) | 生活废水<br>处理量<br>(万吨)<br>Domestic<br>Sewage<br>Treated<br>(10 000<br>tons) | 生活垃圾<br>清运量<br>(万吨)<br>Volume of<br>Garbage<br>Disposal<br>(10 000<br>tons) | 生活垃圾<br>处理量<br>(万吨)<br>Volume of<br>Garbages<br>Treated<br>(10 000<br>tons) |
|------------------|---|---|---|--|---|---|---|--|---|---|
| 郑州 Zhenzhou      | 4029  | 30.2  | 700.97  | 4.58   | 59  | 635.47  | 23026   | 399  | 78.78   | 77.50   |
| 开封 Kaifeng       | 1736  | 25.9  | 360.26  | 6.23   | 13  | 176.80  | 8072  | 1022   | 29.00   | 24.70   |
| 洛阳 Luoyang       | 3528  | 33.8  | 595.17  | 5.73   | 12  | 146.90  | 17399   |  | 46.20   | 40.00   |
| 平顶山 Pingdingshan | 1123  | 24.4  | 383.40  | 5.90   | 16  | 381.66  | 7791  | 3134   | 13.24   | 13.24   |
| 安阳 Anyang        | 1555  | 34.5  | 189.91  | 3.47   | 4   | 66.69   | 15914   | 5432   | 29.20   | 29.20   |
| 鹤壁 Hebi          | 923   | 27.3  | 65.93   | 2.08   | 1   | 31.96   | 3650  |  | 11.60   | 2.10  |
| 新乡 Xinxiang      | 2372  | 39.5  | 373.00  | 6.07   | 16  | 130.67  | 9022  |  | 23.82   | 7.00  |
| 焦作 Jiaozuo       | 2188  | 42.1  | 558.00  | 10.00  | 9   | 308.00  | 9351  |  | 21.60   | 13.00   |
| 濮阳 Puyang        | 1025  | 37.4  | 212.04  | 8.32   | 7   | 110.91  | 3222  | 1901   | 18.07   | 18.07   |
| 许昌 Xuchang       | 913   | 37.3  | 198.00  | 6.86   | 4   | 32.47   | 2606  |  | 18.00   | 14.60   |
| 漯河 Luohe         | 1011  | 39.0  | 277.00  | 8.75   | 7   | 63.54   | 6154  |  | 16.40   | 14.56   |
| 三门峡 Sanmenxia    | 576   | 27.6  | 242.00  | 12.08  | 3   | 158.55  | 3674  | 470  | 6.60  | 6.60  |
| 南阳 Nanyang       | 1268  | 34.3  | 652.50  | 12.80  | 28  | 464.06  | 6193  |  | 23.20   | 23.20   |
| 商丘 Shangqiu      | 1092  | 30.8  | 260.60  | 7.45   | 1   | 36.50   | 5338  | 470  | 19.40   | 18.00   |
| 信阳 Xinyang       | 838   | 26.5  | 86.16   | 2.31   | 1   | 20.00   | 3618  | 1976   | 10.95   | 9.13  |
| 周口 Zhoukou       | 519   | 28.8  | 38.00   | 1.84   | 2   | 14.60   | 3060  |  | 8.29  | 6.00  |
| 驻马店 Zhumadian    | 731   | 34.0  | 107.00  | 4.96   | 4   | 66.19   | 2486  |  | 9.10  | 9.10  |
| 济源 Jiyuan        | 680   | 32.4  | 99.09   | 5.49   | 4   | 55.30   | 1752  |  | 11.00   | 10.75   |
| 巩义 Gongyi        | 78  | 6.0   | 43.00   | 5.38   | 5   | 30.00   | 880   |  | 10.00   | 10.00   |
| 荥阳 Xingyang      | 138   | 11.0  | 36.89   | 4.55   |   |   | 1130  |  | 5.40  | 5.40  |
| 新郑 Xinzheng      | 461   | 36.6  | 88.00   | 11.00  | 1   | 33.30   | 1280  | 185  | 3.61  | 3.61  |
| 登封 Dengfeng      | 466   | 38.8  | 106.00  | 22.84  | 3   | 37.12   | 412   | 171  | 3.30  | 3.30  |
| 新密 Xinmi         | 136   | 8.6   | 44.72   | 6.17   | 1   | 5.00  | 720   |  | 6.00  | 6.00  |
| 偃师 Yanshi        | 163   | 13.9  | 62.24   | 10.37  | 1   | 43.94   | 770   |  | 6.24  | 6.24  |
| 汝州 Ruzhou        | 53  | 5.1   | 7.40  | 1.33   | 1   | 7.30  | 890   |  | 9.20  |   |
| 舞钢 Wugang        | 59  | 5.3   | 10.00   | 1.05   |   |   | 2122  | 910  | 10.90   |   |
| 林州 Linzhou       | 406   | 30.0  | 135.00  | 16.88  | 1   | 115.00  | 1100  |  | 10.95   | 10.95   |
| 卫辉 Weihui        | 218   | 12.0  | 37.70   | 3.73   | 1   | 13.60   | 1240  |  | 7.70  | 1.20  |
| 辉县 Huixian       | 271   | 17.8  | 68.13   | 9.21   | 3   | 55.58   | 1588  |  | 4.19  | 4.19  |
| 沁阳 Qinyang       | 207   | 13.7  | 38.00   | 4.87   | 1   | 5.00  | 335   |  | 2.00  | 1.80  |
| 孟州 Mengzhou      | 191   | 22.4  | 19.50   | 2.25   | 5   | 6.50  | 1113  |  | 3.70  | 3.50  |
| 禹州 Yuzhou        | 506   | 32.2  | 32.50   | 3.32   |   |   | 932   |  | 21.00   | 3.29  |
| 长葛 Changge       | 100   | 7.9   | 7.00  | 0.62   | 1   | 0.93  | 570   |  | 5.10  | 3.50  |
| 义马 Yima          | 170   | 13.1  | 11.00   | 0.92   | 1   | 7.00  | 304   |  | 10.00   | 7.00  |
| 灵宝 Lingbao       | 276   | 23.0  | 42.80   | 4.89   | 6   | 19.80   | 1385  |  | 5.40  | 5.40  |
| 永城 Yongcheng     | 68  | 4.3   | 37.40   | 3.94   | 1   | 15.00   | 609   | 100  | 8.50  | 3.10  |
| 邓州 Dengzhou      | 168   | 10.5  | 12.66   | 1.10   | 4   | 8.09  | 794   |  | 7.20  | 7.20  |
| 项城 Xiangcheng    | 268   | 19.1  | 46.70   | 5.34   | 1   | 38.50   | 4400  | 511  | 13.20   | 11.13   |

注：公园个数、面积含小游园。

a)Data on number parks and area of parks include small amusement parks'.



## 主要统计指标解释

**年末自来水生产能力** 指年底城建部门管理的自来水厂和自备水源的社会单位取水、净化、送水、出厂输水干管等环节的实际生产能力。

**年末供水管道长度** 指从送水泵到用户水表之间所有管道的长度。

**全年供水总量** 指公用自来水厂和自备水源的社会单位全年的供水总量，包括有效供水量及损失水量。

**生活用水量** 指居民日常生活与公共福利设施的用水量，包括居民、饮食店、旅馆、医院、理发店、浴池、洗衣店、游泳池、商店、学校、机关、部队等单位的用水量。

**城市人口用水普及率** 指城市用水的非农业人口数(不包括临时人口和流动人口)与城市非农业人口总数之比。计算公式为:

用水普及率 = 城市用水的非农业人口数 / 城市非农业人口数 × 100%

**人工煤气生产能力** 指城市煤气厂制气、净化、输送等环节的综合实际生产能力。

**输气管道长度** 指由压缩机、鼓风机、储气罐的出口到用户煤气表之间的全部管道长度。

**全年供气总量** 指全年售给各类用户的全部煤气量，包括工业用量、家庭用量和其他用量。

**城市用气普及率** 指使用煤气(包括人工煤气、液化石油气、天然气)的城市非农业人口数(不包括临时人口和流动人口)与城市非农业人口总数之比。计算公式为:

城市煤气普及率 = 城市用气的非农业人口数 / 城市非农业人口总数 × 100%

**城市供热能力** 指热电厂、热力公司和达到标准的集中采暖锅炉房向城市输送的供热源的设计能力，即每小时向城市输送蒸汽、热水的能力。

**城市供热总量** 指热电厂、热力公司和达到标准的集中采暖锅炉房向城市输送的全部蒸汽、热量。

**城市供热管道长度** 指热电厂、热力公司和达到标准的集中采暖锅炉房管理的集中供热源到用户之间的全部供气、供热水的管道长度。

**年底实有铺装道路长度** 指除土路外，路面经过铺装宽度在 3.5 米以上的道路，包括高级、次高级道路和普通道路。

**城市桥梁** 指城市范围内，修建在河道上的桥梁和道路与道路立交、道路跨越铁路的立交桥及人行天桥。包括永久性桥和半永久性桥，不包括临时性桥、铁路桥、涵洞。 **城市下水道总长度** 指所有排水总管、干管、支管及暗渠、检查井、连接井进出水口等长度之和。

**城市污水日处理能力** 指污水处理厂每昼夜处理污水量的设计能力。

**年末实有公共汽(电)车** 指年底可参加营运的全部车辆数，包括营运车辆数和库存查封未参加营运的车辆。不包括非营运车辆，如架线车、油罐车、工程车、货车及其他专用车辆和借人的客运车辆。

**城市园林绿地面积** 指城市公共绿地、专用绿地、生产绿地、防护绿地、郊区风景名胜区的全部面积。

**公共绿地** 指供游览休息的各种公园、动物园、植物园、陵园以及花园、游园和供游览休息用的林荫道绿地、广场绿地，不包括一般栽植的行道树及林荫道的面积。

## Explanatory Notes on Main Statistical Indicators

**Production Capacity of Tap Water at the Year-end** refers to the actual comprehensive production capacity of the waterworks administered by the urban construction department and those owned by enterprises or institutions, taking the capacity of the main links, such as water inflow, purification, conveyance and outflow of the trunk pipelines into account.

**Length of Water Supply Pipelines at the Year-end** refers to the total length of all the pipelines between the water pumps and the users water meters.

**Annual Volume of Water Supply** refers to the total volume of water supplied by the public water-works and those owned by individual enterprises and institutions during the whole year, including both the effective water supply and loss during the water supply.

**Consumption of Water for Residential Use** refers to the water consumption of households for daily life and the water consumption of public welfare facilities, including the consumption of restaurants, hotels, hospitals, barber shops, public bathhouses, laundries, swimming pools, shops, schools, institutions, army units and other units.

**Percentage of Urban Population with Access to Tap Water** refers to the ratio of the urban non-agricultural population (excluding temporary and mobile population)with access to tap water to the total urban non-agricultural population. The formula is:

Percentage of Population with Access to Tap Water

=Urban Non-agricultural Population with Access to Tap Water ÷Urban Non-agricultural Population×100%

**Production Capacity of Gasworks Gas** refers to the actual comprehensive production capacity of the urban gasworks in gas generation, purification and delivery.

**Length of Gas Pipelines** refers to the total length of pipelines between the outlet of the compressor, blower or gas tank and the gas meters of users.

**Volume of Gas Supply** refers to the total volume of gas sold to users in a year, including the volume for industrial use, residential use and other uses.

**Percentage of Urban Population with Access to Gas** refers to the ratio of the urban non-agricultural population with access to gas (including gas, liquefied petroleum gas and natural gas) to the urban non-agricultural population (excluding temporary and mobile population). The formula is:

Percentage of Population with Access to Gas

=Urban Nonagricultural Population with Access to Gas÷ Urban Non-agricultural Population×100%

**Heating Capacity in Urban Area** refers to the capacity of hourly supply of steam and hot water to cities by thermal power plants, heating corporations and centralized heating boiler rooms, which meet certain standard.

**Heating Volume in Urban Area** refers to the total volume of steam and hot water supplied to cities every year by thermal power plants,heating corporations and centralized heating boiler rooms which meet certain standard.

**Length of Heating Pipelines** refers to the total length of pipelines for centralized supply of steam and hot water from the thermal power plants, heating corporations and centralized heating boiler rooms which meet certain standard to the users.

**Length of Paved Roads at the Year-end** refers to the length of roads with a paved surface, and with a width of more than 3-5 meters, including high quality, medium quality and ordinary roads.

**Urban Bridges** refer to bridges over river courses; great separated junctions and overpasses in urban areas. Permanent bridges and semi-permanent bridges are included. Temporary bridges, railway bridges and culverts are excluded.

**Length of Urban Sewage Pipes** refers to the total length of general drainage, trunks. branch and blind drainage, inspection wells, connection wells, inlets and outlets, etc.

**Daily Disposal Capacity of Urban Sewage** refers to the designed 24 hour capacity of sewage disposal at the sewage treatment works.

**Number of Public Vehicles (Buses and Trolley buses) at the Year-end** refers to the total number of operational buses available at the year-end, including the year-end operational vehicles and vehicles in stock. Non-operational vehicles such as stringing cars,tank



cars, machine shop cars, trucks and other special vehicles and the borrowed passenger vehicles are excluded.

**Area of Urban Gardens and Green Areas** refers to the total area of urban public green land, special green land, production green land, protection green land and suburban scenic spots.

**Public Green Area** refers to green areas of various parks, zoos, botanical gardens, cemeteries, amusement parks, tree-flanked boulevards greenland squares for tourism and relaxing. Areas with trees planted along-side the streets and boulevards are excluded.

农林牧渔业总产值构成 (%)

Composition of Gross Output Value of Farming, Forestry, Animal Husbandry (%)




渔业 Fishery  
畜牧业 Animal Husbandry  
林业 Forestry  
农业 Farming

农作物总播种面积构成 (%)

Composition of Total Sowing Area of Farm Crops (%)

农业


Agriculture



粮食作物 Grain Crops  
经济作物 Economic Crops  
其他 Others

农林牧渔业总产值指数 (以1952年为100)

Indices of Gross Output Value of Agriculture (1952=100)



河南统计年鉴  
HENAN STATISTICAL YEARBOOK

**编 者：**张俊芝 张亚民 刘灵芝

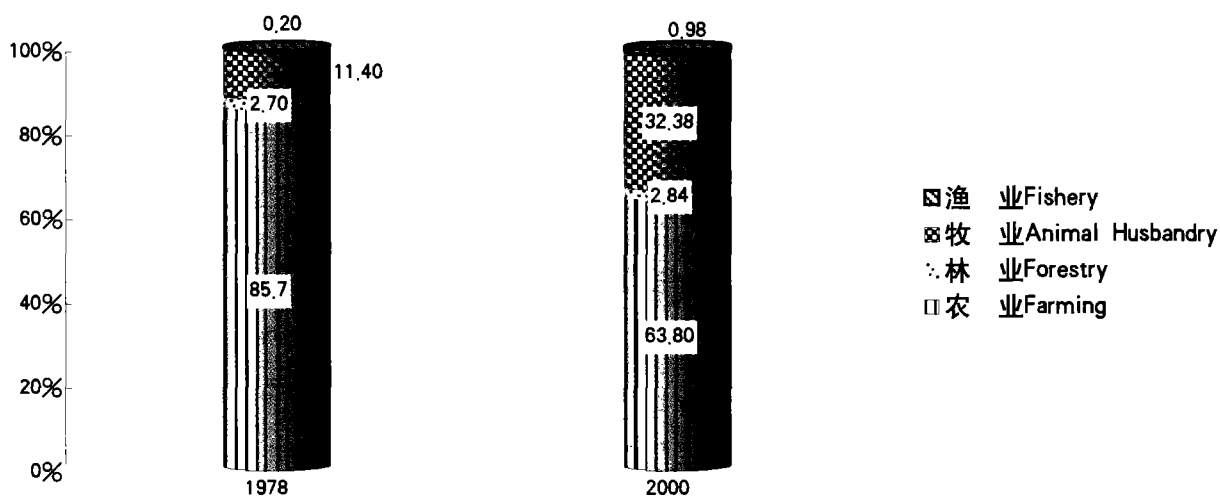
*Editors: Zhang Junzhi Zhang Yamin Liu Lingzhi*

**英文翻译：**王超

*English translator: Wang Chao*

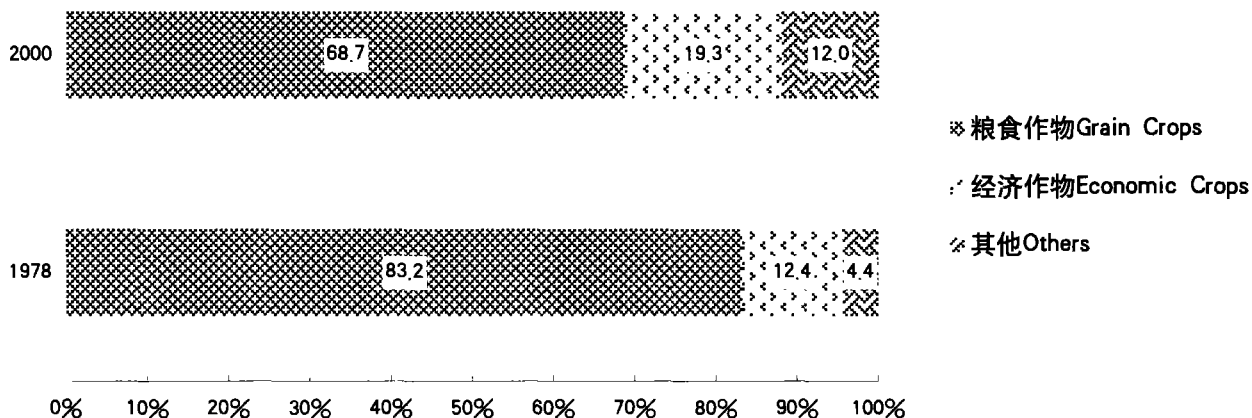
### 农林牧渔业总产值构成 (%)

Composition of Gross Output Value of Farming, Forestry, Animal Husbandry (%)



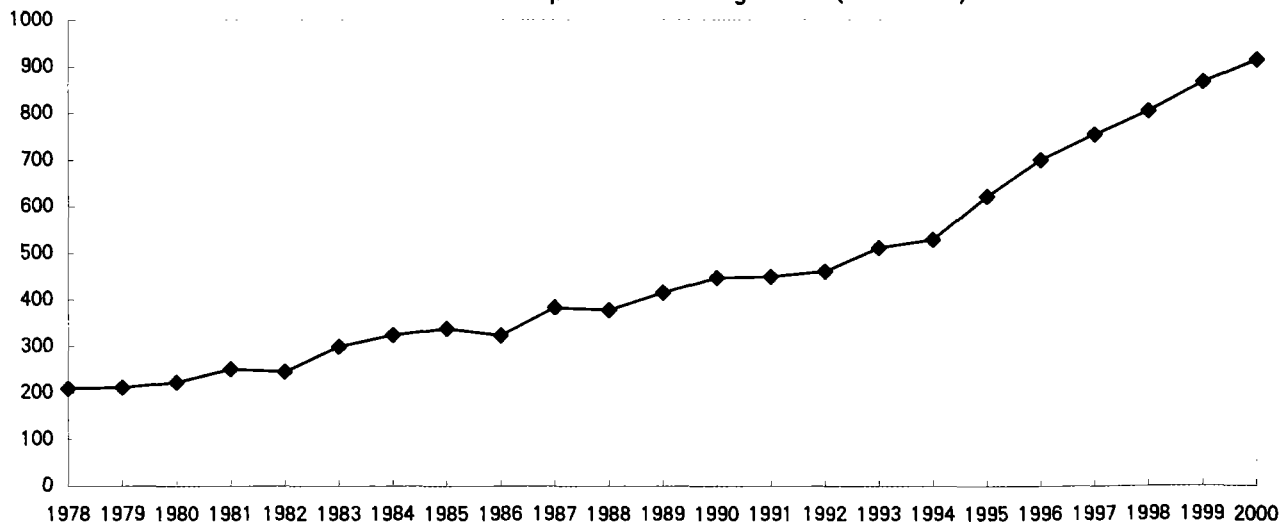
### 农作物总播种面积构成 (%)

Composition of Total Sown Areas of Farm Crops (%)



### 农林牧渔业总产值指数 (以1952年为100)

Indices of Gross Output Value of Agriculture (1952=100)



10-1 农村基本情况 (年底数)  
Basic Statistics on Rural Areas (Year-end)

| 指 标              | Item  | 1990  | 1995  | 1999  | 2000  |
|------------------|---|-------|-------|-------|-------|
| <b>农村基层组织(个)</b> | <b>Rural Grassroots Units (unit)</b>                            |       |       |       |       |
| 乡镇               | Number of Township and Town Governments                         | 2127  | 2138  | 2130  | 2129  |
| #镇               | Number of Town Governments                                      | 387   | 578   | 819   | 844   |
| 村民委员会            | Number of Villagers' Committees                                 | 47804 | 48274 | 48188 | 48206 |
| <b>农村基础设施(个)</b> | <b>Social Basic Facilities In Rural Areas</b>                   |       |       |       |       |
| 自来水受益村数          | Number of Villages with Access to Tap Water                     |       | 13331 | 12594 | 13252 |
| 通汽车村数            | Number of Villages with Highways                                |       | 38066 | 43392 | 44593 |
| 通电话村数            | Number of Villages with Telephone Communications                |       | 17916 | 46683 | 48062 |
| <b>乡村人口和从业人员</b> | <b>Number of Rural Population and Employed Persons</b>          |       |       |       |       |
| 乡村户数(万户)         | Number of Rural Households (10 000 units)                       | 1735  | 1880  | 1919  | 1972  |
| 乡村人口数(万人)        | Number of Rural Population (10 000 persons)                     | 7376  | 7715  | 7743  | 7827  |
| 乡村劳动力资源数(万人)     | Number of Rural Laborer Resource (10 000 persons)               |       |       |       | 5069  |
| #劳动力年龄内(万人)      | Within Laborer Force Age (10 000 persons)                       |       |       |       | 4525  |
| 乡村从业人员(万人)       | Number of Rural Employed Persons (10 000 persons)               | 3424  | 3773  | 4311  | 4712  |
| #劳动力年龄内(万人)      | Within Laborer Force Age (10 000 persons)                       |       |       |       | 4328  |
| 按性别分             | By Sex  |       |       |       |       |
| 男                | Male  | 1820  | 1983  | 2286  | 2493  |
| 女                | Female  | 1604  | 1790  | 2025  | 2220  |
| 按国民经济行业分         | By Sector   |       |       |       |       |
| 农业               | Farming   | 2820  | 2808  | 3299  | 3559  |
| 工业               | Industry  | 172   | 265   | 310   | 354   |
| 建筑业              | Construction  | 144   | 224   | 241   | 280   |
| 交运仓储及邮电通讯业       | Transportation, Storage, Postal and Telecommunications Services | 51    | 87    | 92    | 107   |
| 批零贸易及餐饮业         | Wholesale, Retail Sale and Catering Trades                      | 57    | 98    | 142   | 171   |
| 其他               | Others  | 179   | 291   | 227   | 241   |

注：乡镇个数、镇个数、村民委员会个数为民政部门数据(10-2表同)。

a)Number of Township and Town Governments,Villagers' Committees are from civil administration department.The same as 10-2.

## 10-2 各市农村基本情况 (2000年底)

### Basic Conditions on Rural Areas by City (End of 2000)

| 市<br>City         | 乡镇<br>(个)                         | #镇         | 乡村户数<br>(万户)  | 乡村人口数<br>(万人)   | 乡村劳动力<br>资源数<br>(万人)  | #劳动力<br>年龄内    | 乡村从业<br>人员<br>(万人)  | #劳动力<br>年龄内    |
|-------------------|-----------------------------------|------------|---|---|---|----------------|---|----------------|
|                   | Township<br>and<br>Town<br>(unit) |            | Number of<br>Rural<br>Households<br>(10 000<br>units) | Number of<br>Rural<br>Population<br>(10 000<br>persons) | Number of<br>Rural Laborer<br>Resource<br>(10 000<br>persons) |                | Number of<br>Rural Empl-<br>oyed Persons<br>(10 000<br>persons) |                |
| <b>全 省 Total</b>  | <b>2129</b>                       | <b>844</b> | <b>1972.25</b>  | <b>7826.70</b>  | <b>5069.19</b>  | <b>4524.82</b> | <b>4712.43</b>  | <b>4327.60</b> |
| 郑州市 Zhengzhou     | 118                               | 78         | 104.38  | 408.80  | 253.21  | 231.02         | 224.90  | 214.27         |
| 开封市 Kaifeng       | 93                                | 31         | 90.79   | 366.80  | 240.70  | 221.34         | 223.92  | 209.73         |
| 洛阳市 Luoyang       | 159                               | 61         | 119.68  | 478.14  | 311.05  | 284.79         | 301.26  | 276.53         |
| 平顶山市 Pingdingshan | 99                                | 36         | 97.69   | 379.93  | 249.94  | 223.53         | 238.87  | 223.89         |
| 安阳市 Anyang        | 95                                | 43         | 114.04  | 434.13  | 286.82  | 259.68         | 274.48  | 252.46         |
| 鹤壁市 Hebi          | 25                                | 10         | 26.23   | 102.93  | 66.52   | 59.13          | 61.93   | 55.72          |
| 新乡市 Xinxiang      | 153                               | 51         | 102.94  | 414.64  | 261.33  | 220.10         | 250.40  | 215.66         |
| 焦作市 Jiaozuo       | 85                                | 39         | 59.00   | 236.00  | 151.00  | 144.00         | 144.00  | 138.00         |
| 濮阳市 Puyang        | 78                                | 17         | 67.60   | 284.82  | 177.67  | 164.69         | 166.80  | 159.15         |
| 许昌市 Xuchang       | 82                                | 34         | 95.80   | 374.24  | 233.78  | 218.71         | 221.28  | 210.33         |
| 漯河市 Luohe         | 51                                | 26         | 51.03   | 200.66  | 130.72  | 121.75         | 122.03  | 114.67         |
| 三门峡市 Sanmenxia    | 76                                | 29         | 41.00   | 160.26  | 98.46   | 93.02          | 92.73   | 89.18          |
| 南阳市 Nanyang       | 227                               | 116        | 230.51  | 896.59  | 567.62  | 516.45         | 536.37  | 486.34         |
| 商丘市 Shangqiu      | 192                               | 58         | 183.40  | 718.17  | 435.69  | 392.39         | 416.89  | 375.08         |
| 信阳市 Xinyang       | 211                               | 69         | 169.90  | 660.42  | 391.92  | 366.35         | 373.61  | 354.61         |
| 周口市 Zhoukou       | 181                               | 81         | 225.17  | 935.31  | 585.60  | 529.69         | 555.03  | 505.93         |
| 驻马店市 Zhumadian    | 192                               | 57         | 180.07  | 724.98  | 595.23  | 448.38         | 477.37  | 417.75         |
| 济源市 Jiyuan        | 12                                | 8          | 13.02   | 49.88   | 31.93   | 29.80          | 30.56   | 28.30          |

| 市<br>City         | 男              | 女              | 农业             | 工业            | 建筑业               | 交通仓储及<br>邮电运输业   | 批零贸易<br>及餐饮业  | 其他            |
|-------------------|----------------|----------------|----------------|---------------|-------------------|--|---|---------------|
|                   | Male           | Female         | Farming        | Industry      | Construc-<br>tion | Transportati-<br>on, Storage,<br>Postal and<br>Telecom-<br>munications<br>Services | Wholesale,<br>Retail Sale<br>and Catering<br>Trades | Others        |
| <b>全 省 Total</b>  | <b>2492.80</b> | <b>2219.63</b> | <b>3558.55</b> | <b>354.42</b> | <b>279.88</b>     | <b>107.47</b>  | <b>170.64</b>                                       | <b>241.47</b> |
| 郑州市 Zhengzhou     | 119.42         | 105.48         | 149.10         | 32.85         | 13.06             | 8.93   | 11.40   | 9.56          |
| 开封市 Kaifeng       | 118.30         | 105.62         | 186.89         | 10.08         | 11.13             | 3.45   | 5.86  | 6.51          |
| 洛阳市 Luoyang       | 159.68         | 141.58         | 221.31         | 29.09         | 14.50             | 8.65   | 11.26   | 16.45         |
| 平顶山市 Pingdingshan | 127.94         | 110.93         | 186.63         | 13.43         | 11.37             | 6.81   | 9.49  | 11.14         |
| 安阳市 Anyang        | 147.60         | 126.88         | 196.47         | 18.46         | 33.23             | 6.98   | 9.03  | 10.31         |
| 鹤壁市 Hebi          | 34.28          | 27.65          | 49.12          | 4.52          | 1.93              | 1.53   | 1.77  | 3.06          |
| 新乡市 Xinxiang      | 132.89         | 117.51         | 196.22         | 15.60         | 18.26             | 5.20   | 6.67  | 8.45          |
| 焦作市 Jiaozuo       | 75.00          | 69.00          | 96.00          | 21.00         | 6.00              | 6.00   | 6.00  | 9.00          |
| 濮阳市 Puyang        | 89.41          | 77.39          | 135.81         | 7.41          | 9.99              | 3.03   | 5.33  | 5.23          |
| 许昌市 Xuchang       | 116.59         | 104.69         | 160.54         | 23.41         | 11.84             | 6.05   | 9.54  | 9.90          |
| 漯河市 Luohe         | 63.14          | 58.89          | 84.33          | 12.59         | 10.03             | 3.91   | 5.64  | 5.53          |
| 三门峡市 Sanmenxia    | 48.95          | 43.78          | 71.94          | 5.03          | 3.53              | 3.58   | 4.21  | 4.44          |
| 南阳市 Nanyang       | 286.67         | 249.70         | 431.61         | 37.38         | 14.51             | 9.14   | 16.56   | 27.17         |
| 商丘市 Shangqiu      | 216.79         | 200.10         | 321.45         | 28.67         | 26.17             | 6.43   | 15.12   | 19.05         |
| 信阳市 Xinyang       | 198.19         | 175.42         | 260.06         | 22.45         | 25.75             | 8.81   | 15.72   | 40.82         |
| 周口市 Zhoukou       | 289.19         | 265.84         | 421.90         | 39.32         | 37.71             | 9.49   | 17.98   | 28.63         |
| 驻马店市 Zhumadian    | 251.50         | 225.87         | 369.15         | 29.40         | 28.92             | 7.83   | 17.27   | 24.80         |
| 济源市 Jiyuan        | 17.26          | 13.30          | 20.02          | 3.73          | 1.95              | 1.65   | 1.79  | 1.42          |



## 10-3 农村劳动力转移情况

## Transfer of Rural Labor Force

单位: 万人

(10 000 persons)

| 指 标                     | Item  | 1990         | 1995         | 1999         | 2000         |
|-------------------------|---|--------------|--------------|--------------|--------------|
| <b>当年由农业转向二、三产业的劳动力</b> | <b>Number of Transfer to Secondary, Tertiary Industry Laborers from Farming</b> |              |              |              |              |
|                         | <b>This Year</b>  | <b>169.6</b> | <b>319.6</b> | <b>254.4</b> | <b>304.6</b> |
| <b>按性别分组</b>            | <b>By Sex</b>   |              |              |              |              |
| 男劳动力                    | Male  | 131.9        | 223.5        | 173.5        | 203.4        |
| 女劳动力                    | Female  | 37.7         | 96.1         | 80.9         | 101.2        |
| <b>按文化程度分组</b>          | <b>By Educational Level</b>   |              |              |              |              |
| 文盲或半文盲                  | Illiterate and Semi-Illiterate  | 6.3          | 9.5          | 3.3          | 2.8          |
| 小学程度                    | Primary School  | 50.3         | 51.1         | 32.0         | 34.0         |
| 初中程度                    | Junior Secondary School   | 81.7         | 190.1        | 176.8        | 222.2        |
| 高中程度                    | Senior Secondary School   | 25.1         | 66.3         | 28.5         | 36.8         |
| 中专程度                    | Specialized Secondary School  | 5.0          | 2.6          | 12.0         | 8.3          |
| 大专程度                    | Three Years College   | 1.2          |              | 1.8          | 0.5          |
| <b>按是否受过专业培训分组</b>      | <b>Condition of Specialized Training</b>  |              |              |              |              |
| 受过各种专业培训的劳动力            | Labour Force Receiving Specialized Training                                     | 31.4         | 95.7         | 79.6         | 78.7         |
| 没有受过专业培训的劳动力            | Labour Force Not Receiving Specialized Training                                 | 138.2        | 223.9        | 174.8        | 225.9        |
| <b>按转向行业分组</b>          | <b>Condition of Sector Distribution</b>   |              |              |              |              |
| 转向工业                    | Convert to Industry   | 37.7         | 96.4         | 71.2         | 109.3        |
| 转向建筑业                   | Convert to Construction   | 62.8         | 105.4        | 52.7         | 62.0         |
| 转向交通、运输邮电业              | Convert to Transportation, Postal and Telecommunications Services               | 18.8         | 21.5         | 18.0         | 16.1         |
| 转向商业、饮食服务业              | Convert to Commerce and Catering Trades   | 25.1         | 61.6         | 72.8         | 79.5         |
| 转向文教卫生事业                | Convert to Culture, Education and Health Care                                   | 6.4          | 3.0          | 12.7         | 12.3         |
| 转向其他非农行业                | Convert to Other Non-agricultural Trades  | 18.8         | 31.7         | 27.0         | 25.4         |
| <b>按转向地域分组</b>          | <b>Condition of Area Distribution</b>   |              |              |              |              |
| 本省内部转移                  | Convert to Self-province  | 138.2        | 217.4        | 171.5        | 137.1        |
| # 转向城市                  | Convert to cities   | 50.3         | 78.7         | 72.8         | 73.2         |
| 转向外省                    | Convert to Other Provinces  | 31.4         | 102.2        | 82.9         | 167.5        |
| 转向东部地区                  | Convert to East   | 12.6         | 60.0         | 65.4         | 132.1        |
| # 转向城市                  | Convert to cities   | 6.3          | 52.1         |              |              |
| 转向中部地区                  | Convert to Central Section  | 12.6         | 26.2         | 10.9         | 28.1         |
| # 转向城市                  | Convert to cities   | 6.3          | 19.1         |              |              |
| 转向西部地区                  | Convert to West   | 6.2          | 16.0         | 6.6          | 7.3          |
| # 转向城市                  | Convert to cities   | 6.2          | 12.1         |              |              |

## 10-4 历年农林牧渔业总产值

### Gross Output Value of Farming, Forestry, Animals Husbandry and Fishery over the Years

本表按当年价格计算。

The data in this table are calculated at current prices.

单位: 亿元

(100 million yuan)

| 年份<br>Year | 农林牧渔业  |         |                   |       |        |       |
|------------|--|---------|-------------------|-------|--------|-------|
|            | Farming, Forestry,<br>Animals Husbandry<br>and Fishery | 农 业     |                   | 林 业   | 牧 业    | 渔 业   |
|            |  | Farming | # 种植业<br>Planting |       |        |       |
| 1949       | 17.19  | 15.32   | 13.67             | 0.00  | 1.86   | 0.01  |
| 1950       | 19.94  | 17.90   | 15.59             | 0.01  | 2.02   | 0.01  |
| 1951       | 27.44  | 24.91   | 21.26             | 0.02  | 2.46   | 0.05  |
| 1952       | 27.74  | 24.51   | 21.04             | 0.03  | 3.16   | 0.04  |
| 1953       | 31.54  | 27.59   | 24.06             | 0.03  | 3.88   | 0.04  |
| 1954       | 33.57  | 29.65   | 26.00             | 0.05  | 3.83   | 0.04  |
| 1955       | 36.02  | 32.91   | 29.19             | 0.09  | 2.98   | 0.04  |
| 1956       | 34.61  | 31.54   | 28.08             | 0.14  | 2.89   | 0.04  |
| 1957       | 31.57  | 27.92   | 25.52             | 0.20  | 3.38   | 0.07  |
| 1958       | 33.78  | 31.43   | 30.19             | 0.26  | 2.01   | 0.08  |
| 1959       | 32.46  | 30.09   | 28.74             | 0.26  | 2.01   | 0.10  |
| 1960       | 28.94  | 27.12   | 25.79             | 0.18  | 1.55   | 0.09  |
| 1961       | 24.81  | 22.89   | 22.18             | 0.11  | 1.72   | 0.09  |
| 1962       | 28.13  | 24.68   | 23.96             | 0.16  | 3.22   | 0.07  |
| 1963       | 25.33  | 21.77   | 21.19             | 0.29  | 3.19   | 0.08  |
| 1964       | 32.20  | 28.61   | 27.44             | 0.26  | 3.24   | 0.09  |
| 1965       | 42.17  | 36.87   | 33.47             | 0.35  | 4.84   | 0.11  |
| 1966       | 49.65  | 43.10   | 39.49             | 0.72  | 5.74   | 0.09  |
| 1967       | 58.02  | 51.16   | 47.38             | 0.74  | 6.01   | 0.11  |
| 1968       | 54.95  | 47.89   | 43.91             | 0.75  | 6.21   | 0.10  |
| 1969       | 57.73  | 50.29   | 46.05             | 0.74  | 6.58   | 0.12  |
| 1970       | 67.18  | 57.26   | 53.09             | 1.79  | 8.07   | 0.06  |
| 1971       | 71.21  | 60.57   | 56.25             | 2.68  | 7.87   | 0.09  |
| 1972       | 72.50  | 60.74   | 57.22             | 2.35  | 9.30   | 0.11  |
| 1973       | 83.31  | 71.76   | 68.09             | 1.70  | 9.70   | 0.15  |
| 1974       | 83.21  | 71.84   | 67.76             | 1.79  | 9.42   | 0.16  |
| 1975       | 85.98  | 74.35   | 70.20             | 2.49  | 8.99   | 0.15  |
| 1976       | 87.17  | 75.24   | 73.76             | 2.63  | 9.15   | 0.15  |
| 1977       | 82.70  | 71.07   | 69.59             | 1.61  | 9.87   | 0.15  |
| 1978       | 95.38  | 81.74   | 79.74             | 2.58  | 10.87  | 0.19  |
| 1979       | 113.48   | 96.91   | 94.64             | 2.16  | 14.18  | 0.23  |
| 1980       | 134.62   | 113.17  | 107.97            | 3.88  | 17.28  | 0.29  |
| 1981       | 151.24   | 130.60  | 122.83            | 3.70  | 16.66  | 0.28  |
| 1982       | 151.06   | 128.71  | 117.16            | 3.75  | 18.25  | 0.35  |
| 1983       | 187.02   | 164.92  | 155.68            | 4.09  | 17.57  | 0.44  |
| 1984       | 208.68   | 176.39  | 165.06            | 6.88  | 24.78  | 0.63  |
| 1985       | 241.54   | 188.79  | 175.49            | 10.29 | 41.19  | 1.27  |
| 1986       | 259.49   | 202.87  | 183.65            | 12.92 | 42.20  | 1.50  |
| 1987       | 323.62   | 257.23  | 229.74            | 13.24 | 51.24  | 1.91  |
| 1988       | 370.67   | 270.78  | 239.90            | 17.25 | 79.91  | 2.73  |
| 1989       | 449.88   | 336.62  | 302.22            | 19.80 | 90.59  | 2.87  |
| 1990       | 502.01   | 372.19  | 333.70            | 20.77 | 105.17 | 3.88  |
| 1991       | 531.05   | 381.49  | 340.93            | 22.17 | 123.19 | 4.20  |
| 1992       | 573.65   | 403.47  | 357.67            | 25.13 | 140.15 | 4.90  |
| 1993       | 671.69   | 475.52  | 423.90            | 28.32 | 161.98 | 5.87  |
| 1994       | 883.32   | 609.62  | 556.26            | 29.37 | 237.76 | 6.57  |
| 1995       | 1304.25  | 865.82  | 792.71            | 38.32 | 391.08 | 9.03  |
| 1996       | 1606.04  | 1092.35 | 1009.82           | 41.61 | 461.41 | 10.67 |
| 1997       | 1710.12  | 1105.73 | 1016.33           | 47.20 | 544.05 | 13.14 |
| 1998       | 1823.01  | 1159.55 | 1059.33           | 50.20 | 597.13 | 16.13 |
| 1999       | 1906.75  | 1231.89 | 1120.54           | 51.75 | 605.61 | 17.50 |
| 2000       | 1981.54  | 1264.29 | 1144.32           | 56.18 | 641.56 | 19.51 |

注:1996年及以前年度农林牧渔业总产值是以农业普查数据为基础调整的(下同)。

a)Gross Output Value of Farming, Forestry, Animals Husbandry and Fishery before 1996 have adjusted by agricultural general surveys data.The same as following tables.

## 10-5 历年农林牧渔业总产值指数

### Indices of Gross Output Value of Farming, Forestry, Animals Husbandry and Fishery over the Years

本表按可比价格计算。

The data in this table are calculated at comparable prices.

(1952年=100)

(1952=100)

| 年份<br>Year | 农林牧渔业  |         |                 |        |        |        |
|------------|--|---------|-----------------|--------|--------|--------|
|            | Farming, Forestry,<br>Animals Husbandry<br>and Fishery | 农 业     |                 | 林 业    | 牧 业    | 渔 业    |
|            |  | Farming | 种植业<br>Planting |        |        |        |
| 1949       | 62.0   | 62.6    | 65.2            | 10.5   | 58.7   | 17.9   |
| 1950       | 71.9   | 73.1    | 74.3            | 33.2   | 63.7   | 26.8   |
| 1951       | 98.9   | 101.6   | 101.0           | 54.9   | 77.8   | 127.9  |
| 1952       | 100.0  | 100.0   | 100.0           | 100.0  | 100.0  | 100.0  |
| 1953       | 105.6  | 104.5   | 106.2           | 120.2  | 113.7  | 108.9  |
| 1954       | 110.8  | 110.7   | 113.1           | 189.6  | 110.6  | 107.5  |
| 1955       | 119.0  | 123.0   | 127.1           | 314.9  | 86.2   | 113.9  |
| 1956       | 113.1  | 116.7   | 121.0           | 482.4  | 82.7   | 115.9  |
| 1957       | 121.9  | 123.2   | 122.7           | 562.4  | 107.3  | 147.7  |
| 1958       | 126.7  | 134.8   | 141.1           | 713.7  | 61.9   | 170.9  |
| 1959       | 115.8  | 122.8   | 127.9           | 697.3  | 58.9   | 180.2  |
| 1960       | 101.2  | 108.4   | 112.4           | 456.7  | 44.5   | 171.2  |
| 1961       | 68.7   | 72.4    | 76.4            | 231.6  | 38.9   | 124.1  |
| 1962       | 79.3   | 79.4    | 84.2            | 318.9  | 74.3   | 105.4  |
| 1963       | 72.2   | 70.8    | 75.3            | 585.1  | 74.5   | 130.0  |
| 1964       | 92.6   | 94.0    | 98.4            | 540.6  | 76.0   | 154.1  |
| 1965       | 118.7  | 118.5   | 117.4           | 728.8  | 111.6  | 162.6  |
| 1966       | 136.4  | 135.1   | 135.1           | 1459.0 | 129.3  | 130.1  |
| 1967       | 155.8  | 156.7   | 158.3           | 1447.4 | 132.2  | 162.0  |
| 1968       | 144.1  | 143.2   | 143.3           | 1434.3 | 133.3  | 134.6  |
| 1969       | 147.9  | 146.9   | 146.7           | 1397.0 | 138.0  | 154.7  |
| 1970       | 163.1  | 163.2   | 164.2           | 1483.7 | 145.5  | 92.8   |
| 1971       | 170.9  | 171.7   | 173.0           | 2204.7 | 140.9  | 127.0  |
| 1972       | 172.6  | 170.8   | 174.6           | 1913.7 | 165.1  | 150.7  |
| 1973       | 195.2  | 198.6   | 204.5           | 1368.3 | 169.6  | 208.2  |
| 1974       | 195.2  | 199.0   | 203.6           | 1435.3 | 165.0  | 209.9  |
| 1975       | 201.3  | 205.4   | 210.4           | 1995.1 | 156.9  | 199.4  |
| 1976       | 202.7  | 206.4   | 219.6           | 2092.9 | 158.3  | 200.8  |
| 1977       | 191.1  | 193.8   | 205.8           | 1276.7 | 169.7  | 207.6  |
| 1978       | 209.5  | 213.6   | 224.1           | 1400.5 | 178.7  | 209.1  |
| 1979       | 212.0  | 213.6   | 226.3           | 1351.8 | 198.0  | 215.3  |
| 1980       | 222.6  | 227.3   | 240.8           | 1593.8 | 185.5  | 245.5  |
| 1981       | 251.5  | 262.8   | 268.3           | 1340.4 | 183.3  | 240.1  |
| 1982       | 245.5  | 254.1   | 251.9           | 1245.2 | 191.6  | 273.7  |
| 1983       | 299.5  | 320.4   | 325.7           | 1394.6 | 184.3  | 291.8  |
| 1984       | 324.7  | 341.9   | 345.3           | 1705.6 | 222.1  | 410.8  |
| 1985       | 338.6  | 337.8   | 337.3           | 2034.8 | 318.9  | 536.1  |
| 1986       | 324.1  | 318.5   | 306.9           | 2669.6 | 307.7  | 570.9  |
| 1987       | 383.7  | 389.5   | 364.0           | 2421.3 | 321.5  | 619.4  |
| 1988       | 377.9  | 371.2   | 339.2           | 2399.5 | 377.4  | 709.8  |
| 1989       | 415.3  | 405.7   | 371.3           | 2472.4 | 431.7  | 737.6  |
| 1990       | 447.7  | 434.1   | 399.8           | 2596.4 | 483.1  | 883.7  |
| 1991       | 449.9  | 418.9   | 383.8           | 2928.7 | 539.1  | 944.6  |
| 1992       | 461.1  | 420.2   | 380.0           | 3078.1 | 583.3  | 1006.0 |
| 1993       | 512.3  | 472.7   | 437.8           | 3225.8 | 631.1  | 1203.2 |
| 1994       | 529.2  | 461.4   | 426.0           | 3409.7 | 749.1  | 1346.4 |
| 1995       | 622.3  | 522.7   | 480.5           | 3617.7 | 962.6  | 1552.4 |
| 1996       | 700.7  | 581.2   | 535.3           | 4008.4 | 1110.8 | 1786.8 |
| 1997       | 756.1  | 613.7   | 568.0           | 4140.7 | 1249.7 | 2095.9 |
| 1998       | 808.3  | 646.2   | 594.7           | 4335.3 | 1370.9 | 2404.0 |
| 1999       | 870.5  | 703.1   | 646.4           | 4495.7 | 1457.3 | 2618.0 |
| 2000       | 917.5  | 732.6   | 672.9           | 4747.5 | 1562.2 | 2934.8 |

## 10-6 历年农林牧渔业总产值指数

### Indices of Gross Output Value of Farming, Forestry, Animals Husbandry and Fishery over the Years

本表按可比价格计算。

The data in this table are calculated at comparable prices.

(上年=100)

(Preceding Year=100)

| 年份<br>Year | 农林牧渔业<br>Farming, Forestry,<br>Animals Husbandry<br>and Fishery |                 |                |                           |               |       |
|------------|---|-----------------|----------------|---------------------------|---------------|-------|
|            | 农业<br>Farming   | 种植业<br>Planting | 林业<br>Forestry | 牧业<br>Animal<br>Husbandry | 渔业<br>Fishery |       |
| 1949       |   |                 |                |                           |               |       |
| 1950       | 116.0   | 116.8           | 114.0          | 316.2                     | 108.5         | 149.7 |
| 1951       | 137.6   | 139.0           | 135.9          | 165.4                     | 122.1         | 477.2 |
| 1952       | 101.1   | 98.4            | 99.0           | 182.1                     | 128.5         | 78.1  |
| 1953       | 105.6   | 104.5           | 106.2          | 120.2                     | 113.7         | 108.9 |
| 1954       | 104.9   | 105.9           | 106.5          | 157.7                     | 97.3          | 98.7  |
| 1955       | 107.4   | 111.1           | 122.3          | 166.1                     | 77.9          | 106.0 |
| 1956       | 95.0  | 94.9            | 95.2           | 153.2                     | 95.9          | 101.8 |
| 1957       | 107.8   | 105.6           | 101.4          | 116.6                     | 129.7         | 127.4 |
| 1958       | 103.9   | 109.4           | 115.0          | 126.9                     | 57.7          | 115.7 |
| 1959       | 91.4  | 91.1            | 90.6           | 97.7                      | 95.2          | 105.4 |
| 1960       | 87.4  | 88.3            | 87.9           | 65.5                      | 75.6          | 95.0  |
| 1961       | 67.9  | 66.8            | 68.0           | 50.7                      | 87.4          | 72.5  |
| 1962       | 115.4   | 109.7           | 110.2          | 137.7                     | 191.0         | 84.9  |
| 1963       | 91.0  | 89.2            | 89.4           | 183.5                     | 100.3         | 123.3 |
| 1964       | 128.3   | 132.8           | 130.7          | 92.4                      | 102.0         | 118.5 |
| 1965       | 128.2   | 126.1           | 119.3          | 134.8                     | 146.8         | 105.5 |
| 1966       | 114.9   | 114.0           | 115.1          | 200.2                     | 115.9         | 80.0  |
| 1967       | 114.2   | 116.0           | 117.2          | 99.2                      | 102.2         | 124.5 |
| 1968       | 92.5  | 91.4            | 90.5           | 99.1                      | 100.8         | 83.1  |
| 1969       | 102.6   | 102.6           | 102.4          | 97.4                      | 103.5         | 114.9 |
| 1970       | 110.3   | 111.1           | 111.9          | 106.2                     | 105.4         | 60.0  |
| 1971       | 104.8   | 105.2           | 105.4          | 148.6                     | 96.8          | 136.9 |
| 1972       | 101.0   | 99.5            | 100.9          | 86.8                      | 117.2         | 118.7 |
| 1973       | 113.1   | 116.3           | 117.1          | 71.5                      | 102.7         | 138.2 |
| 1974       | 100.0   | 100.2           | 99.6           | 104.9                     | 97.3          | 100.8 |
| 1975       | 103.1   | 103.2           | 103.3          | 139.0                     | 95.1          | 95.0  |
| 1976       | 100.7   | 100.5           | 104.4          | 104.9                     | 100.9         | 100.7 |
| 1977       | 94.3  | 93.9            | 93.7           | 61.0                      | 107.2         | 103.4 |
| 1978       | 109.6   | 110.2           | 108.9          | 109.7                     | 105.3         | 100.7 |
| 1979       | 101.2   | 100.0           | 101.0          | 96.5                      | 110.8         | 103.0 |
| 1980       | 105.0   | 106.4           | 106.4          | 117.9                     | 93.7          | 114.0 |
| 1981       | 113.0   | 115.6           | 111.4          | 84.1                      | 98.8          | 97.8  |
| 1982       | 97.6  | 96.7            | 93.9           | 92.9                      | 104.5         | 114.0 |
| 1983       | 122.0   | 126.1           | 129.3          | 112.0                     | 96.2          | 106.6 |
| 1984       | 108.4   | 106.7           | 106.0          | 122.3                     | 120.5         | 140.8 |
| 1985       | 104.3   | 98.8            | 97.7           | 119.3                     | 143.6         | 130.5 |
| 1986       | 95.7  | 94.3            | 91.0           | 131.2                     | 96.5          | 106.5 |
| 1987       | 118.4   | 122.3           | 118.6          | 90.7                      | 104.5         | 108.5 |
| 1988       | 98.5  | 95.3            | 93.2           | 99.1                      | 117.4         | 114.6 |
| 1989       | 109.9   | 109.3           | 109.4          | 103.0                     | 114.4         | 103.9 |
| 1990       | 107.8   | 107.0           | 107.7          | 105.0                     | 111.9         | 119.8 |
| 1991       | 100.5   | 96.5            | 96.0           | 112.8                     | 111.6         | 106.9 |
| 1992       | 102.5   | 100.3           | 99.0           | 105.1                     | 108.2         | 106.5 |
| 1993       | 111.1   | 112.5           | 115.2          | 104.8                     | 108.2         | 119.6 |
| 1994       | 103.3   | 97.6            | 97.3           | 105.7                     | 118.7         | 111.9 |
| 1995       | 117.6   | 113.3           | 112.8          | 106.1                     | 128.5         | 115.3 |
| 1996       | 112.6   | 111.2           | 111.4          | 110.8                     | 115.4         | 115.1 |
| 1997       | 107.9   | 105.6           | 106.1          | 103.3                     | 112.5         | 117.3 |
| 1998       | 106.9   | 105.3           | 104.7          | 104.7                     | 109.7         | 114.7 |
| 1999       | 107.7   | 108.8           | 108.7          | 103.7                     | 106.3         | 108.9 |
| 2000       | 105.4   | 104.2           | 104.1          | 105.6                     | 107.2         | 112.1 |

## 10-7 农林牧渔业增加值

### The Added Value of Farming, Forestry, Animals Husbandry and Fishery

本表按当年价格计算。

The data in this table are calculated at current prices.

| 指 标                           | Item   | 1985          | 1990          | 1995          | 1999           | 2000           |
|-------------------------------|--|---------------|---------------|---------------|----------------|----------------|
| <b>农林牧渔业增加值(亿元)</b>           | <b>Total Added Value (100 million yuan)</b>                    | <b>173.43</b> | <b>325.77</b> | <b>762.99</b> | <b>1120.14</b> | <b>1160.22</b> |
| 农 业                           | Farming  | 139.96        | 251.82        | 512.10        | 735.81         | 751.03         |
| # 种植业                         | Planting   | 131.46        | 231.30        | 476.42        | 677.40         | 687.74         |
| 林 业                           | Forestry   | 9.19          | 16.61         | 28.55         | 38.87          | 41.72          |
| 牧 业                           | Animal Husbandry   | 23.07         | 54.08         | 215.85        | 332.88         | 353.77         |
| 渔 业                           | Fishery  | 1.21          | 3.26          | 6.49          | 12.60          | 13.70          |
| <b>农林牧渔业增加值占<br/>总产值比重(%)</b> | <b>Added Value as Percentage of<br/>Gross Output Value (%)</b> | <b>71.8</b>   | <b>64.9</b>   | <b>58.5</b>   | <b>58.7</b>    | <b>58.6</b>    |
| 农 业                           | Farming  | 74.1          | 67.7          | 59.1          | 59.7           | 59.4           |
| # 种植业                         | Planting   | 74.9          | 69.3          | 60.1          | 60.5           | 60.1           |
| 林 业                           | Forestry   | 89.3          | 80.0          | 74.5          | 75.1           | 74.3           |
| 牧 业                           | Animal Husbandry   | 56.0          | 51.4          | 55.2          | 55.0           | 55.1           |
| 渔 业                           | Fishery  | 95.3          | 84.0          | 71.9          | 72.0           | 70.2           |

注：农林牧渔业增加值占总产值比重按原始计量单位（万元）计算。

a) Added value as percentage of gross output value is calculated at original computation unit (10 000 yuan).

## 10-8 农林牧渔业分项产值

### Gross Output Value of Farming, Forestry, Animals Husbandry and Fishery by Branch

本表绝对数、构成按当年价格计算，发展速度按可比价格计算。

The value and composing terms in this table are calculated at current prices. The index in this table are calculated at comparable prices.

| 指 标             | Item                             | 绝对数(亿元)                  |                | 构成(%)         |              | 2000年为<br>1999年%<br>Index<br>1999=100 |
|-----------------|----------------------------------|--------------------------|----------------|---------------|--------------|---------------------------------------|
|                 |                                  | Value (100 million yuan) |                | Composing (%) |              |                                       |
|                 |                                  | 1999                     | 2000           | 1999          | 2000         |                                       |
| <b>农林牧渔业总产值</b> | <b>Total</b>                     | <b>1906.75</b>           | <b>1981.54</b> | <b>100.0</b>  | <b>100.0</b> | <b>105.4</b>                          |
| <b>农业产值</b>     | <b>Farming</b>                   | <b>1231.89</b>           | <b>1264.29</b> | <b>64.6</b>   | <b>63.8</b>  | <b>104.2</b>                          |
| 种植业             | Planting                         | 1120.54                  | 1144.32        | 58.8          | 57.7         | 104.1                                 |
| # 粮食作物产值        | Grain Crops                      | 563.16                   | 502.24         | 29.5          | 25.3         | 97.0                                  |
| 主要产品产值          | Main production Value            | 1066.26                  | 1090.29        | 55.9          | 55.0         | 104.5                                 |
| # 谷物            | Cereal                           | 450.91                   | 385.65         | 23.6          | 19.5         | 96.2                                  |
| 豆类              | Beans                            | 31.32                    | 35.30          | 1.6           | 1.8          | 108.5                                 |
| 油料              | Oil-bearing Crops                | 90.58                    | 100.37         | 4.8           | 5.1          | 111.6                                 |
| 棉花              | Cotton                           | 84.88                    | 90.79          | 4.5           | 4.6          | 99.5                                  |
| 麻类              | Fiber Crops                      | 1.22                     | 0.98           | 0.1           | 0.0          | 73.3                                  |
| 薯类              | Tubers                           | 35.35                    | 36.45          | 1.9           | 1.8          | 99.0                                  |
| 蔬菜、瓜类           | Vegetables and Melon Crops       | 275.74                   | 340.30         | 14.5          | 17.2         | 115.5                                 |
| 茶、桑、果           | Tea, Mulberry and Fruits         | 48.10                    | 49.15          | 2.5           | 2.5          | 104.9                                 |
| 副产品产值           | Byproduct Value                  | 54.28                    | 54.03          | 2.8           | 2.7          | 97.5                                  |
| # 谷物副产品         | Cereal Byproduct                 | 41.08                    | 40.08          | 2.2           | 2.0          | 95.4                                  |
| 其他农业            | Other Farming                    | 111.35                   | 119.97         | 5.8           | 6.1          | 105.8                                 |
| 采集              | Gather                           | 6.01                     | 6.47           | 0.3           | 0.3          | 105.6                                 |
| 农民家庭兼营商品性工业     | Industry Run by Rural Households | 105.34                   | 113.50         | 5.5           | 5.7          | 105.8                                 |
| <b>林业产值</b>     | <b>Forestry</b>                  | <b>51.75</b>             | <b>56.18</b>   | <b>2.7</b>    | <b>2.8</b>   | <b>105.6</b>                          |
| 营林              | Afforestation                    | 13.69                    | 17.09          | 0.7           | 0.8          | 114.1                                 |
| 林产品             | Forestry Products                | 15.69                    | 17.34          | 0.8           | 0.9          | 114.8                                 |
| 竹木采伐            | Lumbering                        | 22.36                    | 21.75          | 1.2           | 1.1          | 97.2                                  |
| <b>牧业产值</b>     | <b>Animal Husbandry</b>          | <b>605.61</b>            | <b>641.56</b>  | <b>31.8</b>   | <b>32.4</b>  | <b>107.2</b>                          |
| 牲畜              | Livestock                        | 395.83                   | 433.34         | 20.8          | 21.9         | 107.7                                 |
| 大牲畜繁殖、增长、增重     | Breeding of Large Animals        | 66.62                    | 70.35          | 3.5           | 3.5          | 102.0                                 |
| 猪               | Hogs                             | 294.31                   | 320.22         | 15.4          | 16.2         | 108.8                                 |
| 羊               | Sheep and Goats                  | 34.91                    | 42.77          | 1.8           | 2.2          | 107.1                                 |
| 家禽的饲养           | Poultry Raising                  | 60.68                    | 57.92          | 3.2           | 2.9          | 100.5                                 |
| 活的畜禽产品          | Live Livestock Products          | 139.11                   | 137.84         | 7.3           | 7.0          | 108.5                                 |
| 捕猎              | Hunt                             | 0.69                     | 0.74           | 0.0           | 0.0          | 106.6                                 |
| 其他动物及产品         | Other Animals Raising            | 9.31                     | 11.71          | 0.5           | 0.6          | 114.0                                 |
| <b>渔业产值</b>     | <b>Fishery</b>                   | <b>17.50</b>             | <b>19.51</b>   | <b>0.9</b>    | <b>1.0</b>   | <b>112.1</b>                          |
| # 养殖            | Breed Aquatics                   | 16.06                    | 18.34          | 0.8           | 0.9          | 116.1                                 |

## 10-9 各市农林牧渔业总产值及指数 (2000年)

### Gross Output Value and Indices of Farming, Forestry, Animals Husbandry and Fishery by City (2000)

本表绝对数按当年价格计算, 指数按可比价格计算。

Data in value terms in this table are calculated at current prices, while the indices are calculated at comparable prices.

| 市 City               |                 | 总产值 (万元)<br>Gross Output Value(10 000 yuan)                           |                 |               |                |                     |         |
|----------------------|-----------------|---|-----------------|---------------|----------------|---------------------|---------|
|                      |                 | 农林牧渔业<br>Farming,<br>Forestry,<br>Animals<br>Husbandry<br>and Fishery | 农 业             | # 种植业         | 林 业            | 牧 业                 | 渔 业     |
|                      |                 |   | Farming         | Planting      | Forestry       | Animal<br>Husbandry | Fishery |
| <b>全 省 Total</b>     | <b>19815399</b> | <b>12642958</b>   | <b>11443158</b> | <b>561783</b> | <b>6415575</b> | <b>195083</b>       |         |
| 郑 州 市 Zhengzhou      | 731759          | 445072  | 418682          | 19057         | 241610         | 26020               |         |
| 开 封 市 Kaifeng        | 1245766         | 835898  | 799032          | 41881         | 360356         | 7631                |         |
| 洛 阳 市 Luoyang        | 668456          | 408015  | 362105          | 41042         | 212879         | 6520                |         |
| 平 顶 山 市 Pingdingshan | 690036          | 369425  | 344979          | 26428         | 290064         | 4119                |         |
| 安 阳 市 Anyang         | 908282          | 651507  | 633653          | 33549         | 221985         | 1241                |         |
| 鹤 壁 市 Hebi           | 327237          | 172191  | 155090          | 5750          | 147807         | 1489                |         |
| 新 乡 市 Xinxiang       | 1121691         | 736366  | 583169          | 23340         | 349813         | 12172               |         |
| 焦 作 市 Jiaozuo        | 696768          | 457172  | 351836          | 7095          | 230000         | 2501                |         |
| 濮 阳 市 Puyang         | 783350          | 510448  | 435869          | 12701         | 256972         | 3229                |         |
| 许 昌 市 Xuchang        | 1062044         | 683807  | 590040          | 40472         | 331479         | 6286                |         |
| 漯 河 市 Luohe          | 642999          | 426652  | 356278          | 3950          | 209919         | 2478                |         |
| 三 门 峡 市 Sanmenxia    | 377189          | 289245  | 273634          | 17893         | 68742          | 1309                |         |
| 南 阳 市 Nanyang        | 2640999         | 1695177   | 1544670         | 94017         | 820189         | 31616               |         |
| 商 丘 市 Shangqiu       | 2060275         | 1462480   | 1410245         | 45377         | 539522         | 12896               |         |
| 信 阳 市 Xinyang        | 1521438         | 862366  | 769257          | 107927        | 473006         | 78139               |         |
| 周 口 市 Zhoukou        | 2274696         | 1644564   | 1581393         | 49118         | 566456         | 14558               |         |
| 驻 马 店 市 Zhumadian    | 1642331         | 969267  | 912638          | 29984         | 626350         | 16730               |         |
| 济 源 市 Jiyuan         | 136643          | 92955   | 47478           | 9103          | 33779          | 806                 |         |
| 市 City               |                 | 指数 (上年=100)<br>Indices (preceding year=100)                           |                 |               |                |                     |         |
|                      |                 | 农林牧渔业<br>Farming,<br>Forestry,<br>Animals<br>Husbandry<br>and Fishery | 农 业             | # 种植业         | 林 业            | 牧 业                 | 渔 业     |
|                      |                 |   | Farming         | Planting      | Forestry       | Animal<br>Husbandry | Fishery |
| <b>全 省 Total</b>     | <b>105.4</b>    | <b>104.2</b>  | <b>104.1</b>    | <b>105.6</b>  | <b>107.2</b>   | <b>112.1</b>        |         |
| 郑 州 市 Zhengzhou      | 112.8           | 111.4   | 112.5           | 106.0         | 112.6          | 147.3               |         |
| 开 封 市 Kaifeng        | 107.4           | 106.1   | 105.9           | 103.0         | 110.7          | 110.1               |         |
| 洛 阳 市 Luoyang        | 109.6           | 109.1   | 111.8           | 135.0         | 106.9          | 101.9               |         |
| 平 顶 山 市 Pingdingshan | 104.2           | 101.0   | 100.2           | 102.4         | 108.0          | 106.7               |         |
| 安 阳 市 Anyang         | 106.6           | 102.7   | 103.2           | 114.8         | 114.8          | 101.4               |         |
| 鹤 壁 市 Hebi           | 106.4           | 101.6   | 100.9           | 127.9         | 110.3          | 118.1               |         |
| 新 乡 市 Xinxiang       | 102.6           | 101.5   | 99.9            | 94.0          | 105.1          | 106.4               |         |
| 焦 作 市 Jiaozuo        | 104.0           | 101.3   | 102.5           | 105.0         | 108.6          | 107.8               |         |
| 濮 阳 市 Puyang         | 107.2           | 103.3   | 102.3           | 93.8          | 115.1          | 105.8               |         |
| 许 昌 市 Xuchang        | 106.0           | 102.1   | 102.4           | 108.2         | 113.2          | 107.7               |         |
| 漯 河 市 Luohe          | 99.1            | 94.9  | 96.5            | 24.0          | 114.3          | 95.6                |         |
| 三 门 峡 市 Sanmenxia    | 110.8           | 112.6   | 113.5           | 90.7          | 109.2          | 99.6                |         |
| 南 阳 市 Nanyang        | 105.0           | 103.6   | 103.5           | 107.7         | 107.1          | 110.6               |         |
| 商 丘 市 Shangqiu       | 109.6           | 109.9   | 110.0           | 82.1          | 112.3          | 113.2               |         |
| 信 阳 市 Xinyang        | 108.0           | 106.6   | 106.3           | 106.9         | 109.2          | 115.0               |         |
| 周 口 市 Zhoukou        | 106.1           | 107.1   | 106.8           | 100.2         | 104.2          | 110.9               |         |
| 驻 马 店 市 Zhumadian    | 104.1           | 99.5  | 99.0            | 109.1         | 111.1          | 108.6               |         |
| 济 源 市 Jiyuan         | 106.3           | 103.8   | 102.9           | 134.3         | 106.2          | 124.4               |         |

## 10-10 各市农林牧渔业增加值 (2000年)

### The Added Value of Farming, Forestry, Animals Husbandry and Fishery by City (2000)

本表按当年价格计算。

Data in this table are calculated at current prices.

单位: 万元

(10 000 yuan)

| 市<br>City            | 农林牧渔业<br>Farming,<br>Forestry,<br>Animals<br>Husbandry<br>and Fishery | 农 业            |                   | 林 业<br>Forestry | 牧 业<br>Animal<br>Husbandry | 渔 业<br>Fishery |
|----------------------|---|----------------|-------------------|-----------------|----------------------------|----------------|
|                      |   | Farming        | # 种植业<br>Planting |                 |                            |                |
| <b>全 省 Total</b>     | <b>11602200</b>   | <b>7510300</b> | <b>6877400</b>    | <b>417200</b>   | <b>3537700</b>             | <b>137000</b>  |
| 郑 州 市 Zhengzhou      | 417083  | 261065         | 244929            | 12650           | 128537                     | 14831          |
| 开 封 市 Kaifeng        | 722496  | 533195         | 519738            | 30751           | 154748                     | 3802           |
| 洛 阳 市 Luoyang        | 389397  | 249057         | 225668            | 29586           | 106276                     | 4478           |
| 平 顶 山 市 Pingdingshan | 407983  | 246043         | 229083            | 19687           | 139267                     | 2986           |
| 安 阳 市 Anyang         | 525167  | 393948         | 385324            | 20957           | 109499                     | 763            |
| 鹤 壁 市 Hebi           | 190354  | 107905         | 99227             | 3162            | 78419                      | 868            |
| 新 乡 市 Xinxiang       | 666060  | 460657         | 376375            | 17125           | 179894                     | 8384           |
| 焦 作 市 Jiaozuo        | 389332  | 266659         | 231831            | 5212            | 115711                     | 1750           |
| 濮 阳 市 Puyang         | 433987  | 305540         | 268996            | 9066            | 117065                     | 2316           |
| 许 昌 市 Xuchang        | 613456  | 406119         | 365054            | 30544           | 172369                     | 4424           |
| 漯 河 市 Luohe          | 382029  | 279333         | 246441            | 3244            | 97632                      | 1820           |
| 三 门 峡 市 Sanmenxia    | 223075  | 176732         | 169081            | 13420           | 31965                      | 958            |
| 南 阳 市 Nanyang        | 1532610   | 1034184        | 950890            | 66003           | 410092                     | 22331          |
| 商 丘 市 Shangqiu       | 1235135   | 933172         | 907316            | 35894           | 256173                     | 9896           |
| 信 阳 市 Xinyang        | 906777  | 539615         | 486074            | 83428           | 222786                     | 60948          |
| 周 口 市 Zhoukou        | 1335474   | 1039356        | 1005527           | 36186           | 249240                     | 10692          |
| 驻 马 店 市 Zhumadian    | 949734  | 584742         | 553562            | 21319           | 331599                     | 12074          |
| 济 源 市 Jiyuan         | 72008   | 46761          | 29934             | 6633            | 18114                      | 500            |

## 10-11 各市农林牧渔业增加值占总产值的比重 (2000年)

### Proportion of the Added Value to the Gross Output Value of Farming, Forestry, Animals Husbandry and Fishery by City (2000)

本表按当年价格计算。

Data in this table are calculated at current prices.

(各业总产值=100)

(Gross Output Value of Apiece Trade=100)

| 市<br>City            | 农林牧渔业<br>Farming,<br>Forestry,<br>Animals<br>Husbandry<br>and Fishery | 农 业         |                   | 林 业<br>Forestry | 牧 业<br>Animal<br>Husbandry | 渔 业<br>Fishery |
|----------------------|---|-------------|-------------------|-----------------|----------------------------|----------------|
|                      |   | Farming     | # 种植业<br>Planting |                 |                            |                |
| <b>全 省 Total</b>     | <b>58.6</b>   | <b>59.4</b> | <b>60.1</b>       | <b>74.3</b>     | <b>55.1</b>                | <b>70.2</b>    |
| 郑 州 市 Zhengzhou      | 57.0  | 58.7        | 58.5              | 66.4            | 53.2                       | 57.0           |
| 开 封 市 Kaifeng        | 58.0  | 63.8        | 65.0              | 73.4            | 42.9                       | 49.8           |
| 洛 阳 市 Luoyang        | 58.3  | 61.0        | 62.3              | 72.1            | 49.9                       | 68.7           |
| 平 顶 山 市 Pingdingshan | 59.1  | 66.6        | 66.4              | 74.5            | 48.0                       | 72.5           |
| 安 阳 市 Anyang         | 57.8  | 60.5        | 60.8              | 62.5            | 49.3                       | 61.5           |
| 鹤 壁 市 Hebi           | 58.2  | 62.7        | 64.0              | 55.0            | 53.1                       | 58.3           |
| 新 乡 市 Xinxiang       | 59.4  | 62.6        | 64.5              | 73.4            | 51.4                       | 68.9           |
| 焦 作 市 Jiaozuo        | 55.9  | 58.3        | 65.9              | 73.5            | 50.3                       | 70.0           |
| 濮 阳 市 Puyang         | 55.4  | 59.9        | 61.7              | 71.4            | 45.6                       | 71.7           |
| 许 昌 市 Xuchang        | 57.8  | 59.4        | 61.9              | 75.5            | 52.0                       | 70.4           |
| 漯 河 市 Luohe          | 59.4  | 65.5        | 69.2              | 82.1            | 46.5                       | 73.4           |
| 三 门 峡 市 Sanmenxia    | 59.1  | 61.1        | 61.8              | 75.0            | 46.5                       | 73.2           |
| 南 阳 市 Nanyang        | 58.0  | 61.0        | 61.6              | 70.2            | 50.0                       | 70.6           |
| 商 丘 市 Shangqiu       | 60.0  | 63.8        | 64.3              | 79.1            | 47.5                       | 76.7           |
| 信 阳 市 Xinyang        | 59.6  | 62.6        | 63.2              | 77.3            | 47.1                       | 78.0           |
| 周 口 市 Zhokou         | 58.7  | 63.2        | 63.6              | 73.7            | 44.0                       | 73.4           |
| 驻 马 店 市 Zhumadian    | 57.8  | 60.3        | 60.7              | 71.1            | 52.9                       | 72.2           |
| 济 源 市 Jiyuan         | 52.7  | 50.3        | 63.0              | 72.9            | 53.6                       | 62.0           |



## 10-12 耕地面积变动情况

### Change in Cultivated Area

| 指 标                      | Item  | 1985          | 1990          | 1995          | 1999          | 2000          |
|--------------------------|---|---------------|---------------|---------------|---------------|---------------|
| <b>年底实有耕地面积 (千公顷)</b>    | <b>Cultivated Area at Year-end (1 000 hectares)</b>           | <b>7033.2</b> | <b>6933.2</b> | <b>6805.8</b> | <b>6825.9</b> | <b>6875.3</b> |
| 水田                       | Irrigated Fields  | 397.4         | 397.6         | 446.6         | 485.4         | 460.8         |
| 占年底耕地面积比重 (%)            | Percentage to Cultivated Area (%)                             | 5.7           | 5.7           | 6.6           | 7.1           | 6.7           |
| 旱地                       | Dry Lands   | 6635.8        | 6535.6        | 6359.2        | 6340.5        | 6414.5        |
| 占年底耕地面积比重 (%)            | Percentage to Cultivated Area (%)                             | 94.3          | 94.3          | 93.4          | 92.9          | 93.3          |
| <b>当年增加耕地面积 (千公顷)</b>    | <b>Increased Area This Year (1 000 hectares)</b>              | <b>2.5</b>    | <b>3.1</b>    | <b>6.8</b>    | <b>15.5</b>   | <b>93.9</b>   |
| #新开荒地面积                  | Bring Barren under Cultivation                                | 1.4           | 1.6           | 2.5           | 4.0           | 5.5           |
| 占增加耕地面积比重 (%)            | Percentage to Increased Area (%)                              | 56.0          | 51.6          | 36.8          | 25.8          | 5.9           |
| <b>当年减少耕地面积 (千公顷)</b>    | <b>Decrease in Cultivated Area This Year (1 000 hectares)</b> | <b>49.2</b>   | <b>14.4</b>   | <b>31.0</b>   | <b>23.6</b>   | <b>44.6</b>   |
| #国家基建占地                  | State Capital Construction                                    | 10.3          | 4.1           | 4.5           | 7.2           | 12.6          |
| 占减少耕地面积比重 (%)            | Percentage to Decrease in Cultivated Area (%)                 | 20.9          | 28.5          | 14.5          | 30.5          | 28.3          |
| 乡村集体占地                   | Village Collective Construction                               | 6.9           | 2.4           | 2.0           | 3.1           | 2.6           |
| 占减少耕地面积比重 (%)            | Percentage to Decrease in Cultivated Area (%)                 | 14.0          | 16.7          | 6.5           | 13.1          | 5.8           |
| 农民个人建房占地                 | Peasant Housing Construction                                  | 8.7           | 1.6           | 2.1           | 1.7           | 2.4           |
| 占减少耕地面积比重 (%)            | Percentage to Decrease in Cultivated Area (%)                 | 17.7          | 11.1          | 6.8           | 7.2           | 5.4           |
| <b>平均每人占有耕地面积 (公顷/人)</b> | <b>Per Capita Cultivated Area (hectares)</b>                  | <b>0.09</b>   | <b>0.08</b>   | <b>0.07</b>   | <b>0.07</b>   | <b>0.07</b>   |

## 10-13 各市耕地面积变动情况 (2000年)

### Change In Cultivated Area by City (2000)

单位: 千公顷

(1 000 hectares)

| 市 City               | 年底实有耕地面积<br>Cultivated Area at Year-end | #水田<br>Irrigated Fields | 平均每人耕地面积 (公顷/人)<br>Per Capita Cultivated Area (hectares) | 当年增加耕地面积<br>Increased Area This Year | #新开荒<br>Bring Barren under Cultivation | 当年减少耕地面积<br>Decrease in Cultivated Area This Year | #国家基建占地<br>State Capital Cultivation | #乡村集体占地<br>Village Collective Cultivation | #农民个人建房占地<br>Peasant Housing Cultivation |
|----------------------|---|-------------------------|--|--------------------------------------|--|---|--------------------------------------|---|--|
|                      |   |                         |  |                                      |  |   |                                      |   |  |
| <b>全 省 Total</b>     | <b>6875.25</b>                          | <b>460.76</b>           | <b>0.07</b>  | <b>93.91</b>                         | <b>5.45</b>                            | <b>44.58</b>                                      | <b>12.57</b>                         | <b>2.56</b>                               | <b>2.44</b>                              |
| 郑 州 市 Zhengzhou      | 292.08                                  | 13.89                   | 0.05   | 1.10                                 | 0.86                                   | 2.51  | 0.87                                 | 0.45                                      | 0.09                                     |
| 开 封 市 Kaifeng        | 363.84                                  | 9.37                    | 0.08   | 2.62                                 | 0.26                                   | 0.65  | 0.15                                 | 0.18                                      | 0.14                                     |
| 洛 阳 市 Luoyang        | 387.71                                  | 2.40                    | 0.06   | 41.08                                | 0.77                                   | 12.28   | 1.30                                 | 0.46                                      | 0.41                                     |
| 平 顶 山 市 Pingdingshan | 303.11                                  | 2.86                    | 0.06   | 37.68                                | 0.04                                   | 2.62  | 0.23                                 | 0.24                                      | 0.11                                     |
| 安 阳 市 Anyang         | 363.64                                  | 0.11                    | 0.07   | 0.86                                 | 0.01                                   | 0.92  | 0.11                                 | 0.06                                      | 0.19                                     |
| 鹤 壁 市 Hebi           | 99.53                                   |                         | 0.07   | 0.01                                 | 0.01                                   | 0.18  | 0.12                                 | 0.04                                      | 0.01                                     |
| 新 乡 市 Xinxiang       | 375.63                                  |                         | 0.07   | 0.26                                 | 0.03                                   | 0.81  | 0.59                                 | 0.12                                      |  |
| 焦 作 市 Jiaozuo        | 171.92                                  | 2.00                    | 0.05   | 3.00                                 | 2.00                                   | 1.00  |                                      |   |  |
| 濮 阳 市 Puyang         | 245.93                                  | 12.95                   | 0.07   | 2.86                                 | 0.04                                   | 0.17  | 0.02                                 |   | 0.01                                     |
| 许 昌 市 Xuchang        | 305.40                                  |                         | 0.07   | 0.06                                 | 0.01                                   | 0.27  | 0.13                                 | 0.05                                      | 0.03                                     |
| 漯 河 市 Luohe          | 165.64                                  | 0.25                    | 0.07   |                                      |  | 0.10  | 0.06                                 | 0.03                                      |  |
| 三 门 峡 市 Sanmenxia    | 155.28                                  | 0.06                    | 0.07   | 1.44                                 | 0.28                                   | 7.27  | 0.42                                 | 0.20                                      | 0.13                                     |
| 南 阳 市 Nanyang        | 874.42                                  | 61.72                   | 0.08   | 0.95                                 | 0.70                                   | 1.26  | 0.87                                 | 0.10                                      | 0.12                                     |
| 商 丘 市 Shangqiu       | 624.58                                  |                         | 0.08   | 0.23                                 | 0.17                                   | 0.57  | 0.39                                 | 0.04                                      | 0.10                                     |
| 信 阳 市 Xinyang        | 518.16                                  | 329.43                  | 0.07   | 0.19                                 | 0.15                                   | 1.89  | 1.21                                 | 0.27                                      | 0.35                                     |
| 周 口 市 Zhoukou        | 773.87                                  | 0.52                    | 0.07   |                                      |  | 5.85  | 5.03                                 | 0.12                                      | 0.54                                     |
| 驻 马 店 市 Zhumadian    | 819.39                                  | 24.33                   | 0.10   | 1.57                                 | 0.12                                   | 2.17  | 1.05                                 | 0.17                                      | 0.16                                     |
| 济 源 市 Jiyuan         | 35.12                                   | 0.87                    | 0.05   |                                      |  | 4.06  | 0.02                                 | 0.03                                      | 0.05                                     |

## 10-14 农用机械和农产品加工机械拥有量（年底数）

### Agricultural Machinery and Machinery For Processing Farm Products (Year-end)

| 机械名称         | Item  | 1985   | 1990   | 1995   | 1999   | 2000    |
|--------------|---|--------|--------|--------|--------|---------|
| 农用机械总动力      | Total Power of Agricultural Machinery           |        |        |        |        |         |
| （亿瓦特）        | （100 million watts）                             | 159.00 | 226.40 | 311.54 | 534.29 | 578.06  |
| #柴油发动机动力     | Diesel Engines                                  | 104.60 | 158.86 | 230.80 | 441.39 | 485.92  |
| 汽油发动机动力      | Benzine Engines                                 | 9.50   | 9.46   | 12.02  | 14.25  | 10.79   |
| 电动机动力        | Electric Engines                                | 44.90  | 58.08  | 68.71  | 78.42  | 81.24   |
| 大中型拖拉机（台）    | Large and Medium Tractors (unit)                | 60211  | 49288  | 49278  | 60961  | 66185   |
| （亿瓦特）        | （100 million watts）                             | 20.59  | 17.43  | 17.01  | 20.34  | 21.68   |
| 小型拖拉机（万台）    | Mini-Tractors (10 000 units)                    | 38.71  | 82.20  | 115.64 | 206.25 | 224.67  |
| （亿瓦特）        | （100 million watts）                             | 34.52  | 75.84  | 111.53 | 198.08 | 231.77  |
| 大中型拖拉机配套农具   | Number of Large and Medium Tractor Towing       |        |        |        |        |         |
| （万台）         | Farm Machinery (10 000 units)                   | 6.93   | 6.57   | 7.08   | 10.09  | 11.87   |
| 小型拖拉机配套农具    | Number of Mini-Tractor Towing Farm              |        |        |        |        |         |
| （万台）         | Machinery(10 000 units)                         | 23.05  | 83.34  | 150.87 | 308.66 | 357.32  |
| 农用排灌机械       | Drainage and Irrigation Agricultural Machinery  |        |        |        |        |         |
| （万台）         | （10 000 units）                                  | 71.97  | 86.93  | 104.50 | 123.71 | 125.58  |
| （亿瓦特）        | （100 million watts）                             | 49.84  | 60.96  | 72.75  | 88.89  | 90.59   |
| #柴油机（万台）     | Diesel Engines (10 000 units)                   |        |        |        |        | 47.52   |
| （亿瓦特）        | （100 million watts）                             |        |        |        |        | 45.87   |
| 电动机（万台）      | Electric Engines (10 000 units)                 | 44.73  | 54.29  | 65.52  | 76.85  | 78.06   |
| （亿瓦特）        | （100 million watts）                             | 26.41  | 31.40  | 37.23  | 43.93  | 44.72   |
| 农用水泵（万台）     | Pumps (10 000 units)                            | 53.68  | 79.51  | 107.92 | 169.34 | 175.89  |
| 节水灌溉类机械（万套）  | Watersaving Irrigation Machinery (10 000 units) |        |        |        |        | 19.20   |
| 联合收获机（台）     | Combine Harvesters (unit)                       | 1060   | 837    | 4952   | 21900  | 26900   |
| （千瓦）         | （kw）  | 40000  | 38000  | 84523  | 584622 | 754900  |
| 机动收割机（台）     | Motorized Harvesters (unit)                     | 23400  | 2400   | 5682   | 9221   | 9593    |
| （千瓦）         | （kw）  |        |        | 25838  | 62285  | 75030   |
| 机动脱粒机（万台）    | Motorized Thresher (10 000 unit)                | 18.64  | 34.96  | 52.76  | 75.43  | 79.15   |
| 机动喷雾(粉)机（万部） | Motorized Sprayers (10 000 unit)                | 1.60   | 3.32   | 8.53   | 12.72  | 15.58   |
| （千瓦）         | （kw）  | 25000  | 54000  | 139202 | 219869 | 248500  |
| 渔用机动船（艘）     | Motorized Fishing Boats (unit)                  |        |        |        |        | 966     |
| 农副产品加工作业机械   | Machinery For Processing Farm Products          |        |        |        |        |         |
| （万台）         | （10 000 units）                                  |        |        |        |        | 43.19   |
| #粮食加工机械      | Processing Foodstuff                            |        |        |        |        | 32.31   |
| 棉花加工机械       | Processing Cotton                               |        |        |        |        | 3.87    |
| 油料加工机械       | Processing Oil Plants                           |        |        |        |        | 6.82    |
| 农用运输车（辆）     | Trucks for Agricultural Use (unit)              |        |        | 11017  | 214200 | 1311200 |
| （万千瓦）        | （10 000 kw）                                     |        |        | 29.87  | 359.35 | 1398.08 |

注:1996年及以前年度主要指标均与农业普查数接轨(下同)。

a)The value before 1996 have adjusted by agricultural general surveys data. The same as following tables.

10-15 各市农用机械和农产品加工机械拥有量 (2000年底)

Ownership of Agricultural Machinery and Machinery For Processing Farm Products by City (End of 2000)

| 市 City            | 农用机械总动力 (万千瓦)<br>Total Power of Agricultural Machinery (10 000 kw) |                           |                          |                      | 大中型拖拉机<br>Large and Medium Tractors |                           | 小型拖拉机<br>Mini-Tractors       |                |
|-------------------|--|---------------------------|--------------------------|----------------------|-------------------------------------|---------------------------|------------------------------|----------------|
|                   | #柴油发动机<br>Diesel Engines   | #汽油发动机<br>Benzine Engines | #电动机<br>Electric Engines | (台)<br>Number (unit) | (万千瓦)<br>Capacity (10 000kw)        | (万台)<br>Number (10 000kw) | (万千瓦)<br>Capacity (10 000kw) |                |
| <b>全省 Total</b>   | <b>5780.58</b>   | <b>4859.18</b>            | <b>107.92</b>            | <b>812.39</b>        | <b>66185</b>                        | <b>216.76</b>             | <b>224.67</b>                | <b>2317.71</b> |
| 郑州市 Zhengzhou     | 359.52   | 274.26                    | 19.20                    | 66.06                | 4900                                | 17.15                     | 9.36                         | 85.18          |
| 开封市 Kaifeng       | 369.98   | 312.60                    | 1.26                     | 56.12                | 2000                                | 6.11                      | 18.02                        | 176.56         |
| 洛阳市 Luoyang       | 301.62   | 202.38                    | 19.99                    | 79.25                | 2654                                | 10.36                     | 9.33                         | 76.11          |
| 平顶山市 Pingdingshan | 174.55   | 141.98                    | 0.87                     | 31.70                | 1700                                | 5.86                      | 6.19                         | 66.38          |
| 安阳市 Anyang        | 402.52   | 308.73                    | 3.11                     | 90.68                | 4700                                | 17.52                     | 13.08                        | 141.72         |
| 鹤壁市 Hebi          | 140.46   | 115.85                    | 2.47                     | 22.14                | 1400                                | 5.17                      | 6.39                         | 70.34          |
| 新乡市 Xinxiang      | 483.49   | 387.43                    | 10.22                    | 85.84                | 7600                                | 29.65                     | 13.51                        | 147.68         |
| 焦作市 Jiaozuo       | 311.10   | 261.51                    | 10.44                    | 39.15                | 6055                                | 24.14                     | 6.65                         | 70.99          |
| 濮阳市 Puyang        | 259.06   | 209.00                    | 3.94                     | 45.59                | 2400                                | 7.43                      | 7.62                         | 75.19          |
| 许昌市 Xuchang       | 233.05   | 192.91                    | 0.62                     | 39.52                | 2500                                | 9.87                      | 7.34                         | 75.64          |
| 漯河市 Luohe         | 167.70   | 150.14                    | 0.31                     | 16.69                | 1200                                | 5.19                      | 8.12                         | 88.85          |
| 三门峡市 Sanmenxia    | 124.92   | 90.35                     | 12.97                    | 21.60                | 700                                 | 2.72                      | 2.30                         | 22.72          |
| 南阳市 Nanyang       | 354.24   | 291.92                    | 7.15                     | 55.17                | 3700                                | 10.05                     | 18.94                        | 165.58         |
| 商丘市 Shangqiu      | 610.65   | 553.65                    | 4.23                     | 52.77                | 4600                                | 13.84                     | 19.48                        | 213.02         |
| 信阳市 Xinyang       | 261.52   | 227.14                    | 3.11                     | 31.27                | 8100                                | 14.88                     | 11.66                        | 116.92         |
| 周口市 Zhoukou       | 660.59   | 614.61                    | 5.09                     | 40.89                | 2976                                | 11.07                     | 35.14                        | 374.03         |
| 驻马店市 Zhumadian    | 512.89   | 482.18                    | 2.84                     | 27.87                | 7400                                | 19.56                     | 30.60                        | 340.71         |
| 济源市 Jiyuan        | 52.72  | 42.54                     | 0.10                     | 10.08                | 1600                                | 6.19                      | 0.94                         | 10.09          |

| 市 City            | 大中型拖拉机配套农具(台)<br>Number of Large and Medium Tractor Towing Farm Machinery (unit) | 小型拖拉机配套农具(万台)<br>Number of Mini-Tractor Towing Farm Machinery (10 000 units) | 农用排灌机械<br>Drainage and Irrigation Agricultural Machinery |                               | #电动机<br>Electric Engines      |                               | 农用水泵(万台)<br>Pumps (10 000 units) | 节水灌溉机械(套)<br>Watersaving Irrigation Machinery (10 000 units) |
|-------------------|--|--|--|-------------------------------|-------------------------------|-------------------------------|----------------------------------|--|
|                   |  |  | (万台)<br>Number (10 000 units)                            | (万千瓦)<br>Capacity (10 000 kw) | (万台)<br>Number (10 000 units) | (万千瓦)<br>Capacity (10 000 kw) |                                  |  |
| <b>全省 Total</b>   | <b>118689</b>  | <b>357.32</b>  | <b>125.58</b>  | <b>905.94</b>                 | <b>78.06</b>                  | <b>447.20</b>                 | <b>175.89</b>                    | <b>192000</b>  |
| 郑州市 Zhengzhou     | 12200  | 14.33  | 5.90   | 55.22                         | 4.48                          | 40.57                         | 8.41                             | 3500   |
| 开封市 Kaifeng       | 2100   | 26.19  | 9.31   | 63.04                         | 6.55                          | 35.81                         | 17.46                            | 1700   |
| 洛阳市 Luoyang       | 5400   | 14.15  | 5.33   | 46.07                         | 4.21                          | 35.77                         | 3.12                             | 3800   |
| 平顶山市 Pingdingshan | 9900   | 9.21   | 4.40   | 28.31                         | 3.14                          | 16.71                         | 5.11                             | 3800   |
| 安阳市 Anyang        | 8300   | 25.00  | 14.87  | 109.32                        | 10.18                         | 61.32                         | 14.41                            | 200  |
| 鹤壁市 Hebi          | 2600   | 10.48  | 3.38   | 24.86                         | 2.56                          | 16.49                         | 4.61                             | 100  |
| 新乡市 Xinxiang      | 15000  | 19.68  | 14.14  | 94.71                         | 10.17                         | 50.82                         | 16.36                            | 800  |
| 焦作市 Jiaozuo       | 11900  | 8.37   | 5.42   | 32.72                         | 5.05                          | 29.54                         | 7.94                             | 200  |
| 濮阳市 Puyang        | 5500   | 13.66  | 10.17  | 73.33                         | 5.26                          | 30.99                         | 11.50                            | 1700   |
| 许昌市 Xuchang       | 5600   | 8.83   | 6.17   | 27.20                         | 5.26                          | 17.78                         | 9.09                             | 200  |
| 漯河市 Luohe         | 2100   | 11.56  | 3.21   | 27.73                         | 1.25                          | 7.46                          | 5.59                             | 800  |
| 三门峡市 Sanmenxia    | 1400   | 3.18   | 1.36   | 13.15                         | 0.97                          | 9.72                          | 1.35                             | 1600   |
| 南阳市 Nanyang       | 7600   | 40.32  | 5.70   | 42.92                         | 3.41                          | 21.58                         | 9.19                             | 10200  |
| 商丘市 Shangqiu      | 6200   | 24.13  | 13.44  | 94.15                         | 6.31                          | 25.48                         | 13.00                            | 34000  |
| 信阳市 Xinyang       | 3800   | 16.83  | 4.32   | 40.08                         | 1.43                          | 13.75                         | 7.12                             | 1900   |
| 周口市 Zhoukou       | 4489   | 51.22  | 12.44  | 88.13                         | 4.74                          | 17.45                         | 33.60                            | 67100  |
| 驻马店市 Zhumadian    | 11600  | 59.41  | 5.15   | 38.13                         | 2.24                          | 9.26                          | 7.42                             | 60400  |
| 济源市 Jiyuan        | 3000   | 0.77   | 0.87   | 6.87                          | 0.85                          | 6.70                          | 0.61                             |  |

10-15 续表 continued

| 市        | City           | 联合收获机<br>Combine Harvesters  |                               | 机动<br>割晒机<br>(台)<br>Motorized<br>Harvesters<br>(unit) | 机动<br>脱粒机<br>(台)<br>Motorized<br>Thresher<br>(unit) | 机动喷雾(粉)机<br>Motorized Sprayers   |                          |
|----------|----------------|--|-------------------------------|---|---|----------------------------------|--------------------------|
|          |                | (台)<br>Number<br>(unit)  | (千瓦)<br>Capacity<br>(kw)      |   |   | (部)<br>Number<br>(unit)          | (千瓦)<br>Capacity<br>(kw) |
| <b>全</b> | <b>省 Total</b> | <b>26900</b>   | <b>754900</b>                 | <b>283800</b>   | <b>791500</b>                                       | <b>155800</b>                    | <b>248500</b>            |
| 郑 州      | 市 Zhengzhou    | 2100   | 63400                         | 5300  | 38000   | 3200                             | 6800                     |
| 开 封      | 市 Kaifeng      | 1600   | 25200                         | 13100   | 153000  | 3600                             | 6800                     |
| 洛 阳      | 市 Luoyang      | 2067   | 47700                         | 7900  | 101600  | 7200                             | 18700                    |
| 平 顶 山    | 市 Pingdingshan | 1100   | 25300                         | 7700  | 34800   | 2000                             | 5300                     |
| 安 阳      | 市 Anyang       | 3100   | 67700                         | 2700  | 59100   | 8900                             | 13800                    |
| 鹤 壁      | 市 Hebi         | 1200   | 47400                         | 5800  | 12900   | 1300                             | 1800                     |
| 新 乡      | 市 Xinxiang     | 3800   | 113200                        | 25800   | 18400   | 7200                             | 13900                    |
| 焦 作      | 市 Jiaozuo      | 2443   | 72700                         | 8900  | 10700   | 3700                             | 5400                     |
| 濮 阳      | 市 Puyang       | 900  | 21400                         | 11600   | 31100   | 21200                            | 10400                    |
| 许 昌      | 市 Xuchang      | 1300   | 40500                         | 7900  | 19700   | 5100                             | 6200                     |
| 漯 河      | 市 Luohe        | 1000   | 42200                         | 6400  | 8700  | 2200                             | 3100                     |
| 三 门 峡    | 市 Sanmenxia    | 300  | 8900                          | 1200  | 21800   | 6500                             | 23500                    |
| 南 阳      | 市 Nanyang      | 500  | 15200                         | 6600  | 38400   | 25800                            | 34400                    |
| 商 丘      | 市 Shangqiu     | 1700   | 30400                         | 39500   | 84200   | 14200                            | 22200                    |
| 信 阳      | 市 Xinyang      | 22   | 2200                          | 23900   | 5200  | 4000                             | 6900                     |
| 周 口      | 市 Zhoukou      | 1713   | 64400                         | 39900   | 123700  | 19800                            | 39900                    |
| 驻 马 店    | 市 Zhumadian    | 1555   | 57100                         | 68100   | 20200   | 19200                            | 28400                    |
| 济 源      | 市 Jiyuan       | 500  | 10000                         | 1500  | 10000   | 700                              | 1000                     |
| 市        | City           | 农副产品加工<br>作业机械(万台)<br>Machinery For<br>Processing<br>Farm Products<br>(10 000 units) |                               |   | 农用运输车<br>Trucks for Agricultural Use                |                                  |                          |
|          |                | #粮食加工<br>Processing<br>Foodstuff   | #棉花加工<br>Processing<br>Cotton | #油料加工<br>Processing<br>Oil Plants                     | (辆)<br>Number<br>(unit)                             | (万千瓦)<br>Capacity<br>(10 000 kw) |                          |
| <b>全</b> | <b>省 Total</b> | <b>43.19</b>   | <b>32.31</b>                  | <b>3.87</b>   | <b>6.82</b>   | <b>1311200</b>                   | <b>1398.08</b>           |
| 郑 州      | 市 Zhengzhou    | 2.79   | 2.38                          | 0.11  | 0.23  | 77200                            | 89.01                    |
| 开 封      | 市 Kaifeng      | 1.85   | 1.15                          | 0.20  | 0.50  | 87600                            | 82.89                    |
| 洛 阳      | 市 Luoyang      | 3.62   | 2.94                          | 0.30  | 0.38  | 14600                            | 20.13                    |
| 平 顶 山    | 市 Pingdingshan | 1.88   | 1.48                          | 0.14  | 0.26  | 36300                            | 37.05                    |
| 安 阳      | 市 Anyang       | 3.75   | 3.03                          | 0.30  | 0.42  | 91000                            | 88.27                    |
| 鹤 壁      | 市 Hebi         | 0.63   | 0.47                          | 0.07  | 0.08  | 18900                            | 24.02                    |
| 新 乡      | 市 Xinxiang     | 2.25   | 1.71                          | 0.20  | 0.33  | 132300                           | 156.38                   |
| 焦 作      | 市 Jiaozuo      | 1.19   | 1.03                          | 0.07  | 0.09  | 151100                           | 128.95                   |
| 濮 阳      | 市 Puyang       | 1.84   | 1.37                          | 0.17  | 0.30  | 74900                            | 71.97                    |
| 许 昌      | 市 Xuchang      | 2.30   | 1.54                          | 0.33  | 0.43  | 69200                            | 89.57                    |
| 漯 河      | 市 Luohe        | 0.57   | 0.40                          | 0.07  | 0.09  | 18500                            | 19.89                    |
| 三 门 峡    | 市 Sanmenxia    | 0.87   | 0.67                          | 0.04  | 0.10  | 38600                            | 39.89                    |
| 南 阳      | 市 Nanyang      | 3.31   | 2.63                          | 0.24  | 0.44  | 55300                            | 62.94                    |
| 商 丘      | 市 Shangqiu     | 4.18   | 2.61                          | 0.60  | 0.97  | 222000                           | 229.93                   |
| 信 阳      | 市 Xinyang      | 3.92   | 3.40                          | 0.12  | 0.37  | 35500                            | 43.65                    |
| 周 口      | 市 Zhoukou      | 4.11   | 2.63                          | 0.54  | 0.94  | 115100                           | 123.47                   |
| 驻 马 店    | 市 Zhumadian    | 3.87   | 2.64                          | 0.35  | 0.88  | 50000                            | 66.06                    |
| 济 源      | 市 Jiyuan       | 0.26   | 0.23                          | 0.02  | 0.01  | 23100                            | 24.01                    |

## 10-16 农业机械化、能源、主要物资消耗及水利建设情况

### Agricultural Mechanization, Energy Resources, Consumption of main materials and Water Conservancy

| 指 标<br>Item             | 1985   | 1990    | 1995    | 1999    | 2000    |
|-------------------------|--|---------|---------|---------|---------|
| <b>农业机械化情况</b>          | <b>Agricultural Mechanization</b>  |         |         |         |         |
| 当年实际机耕面积 (千公顷)          | Area Cultivated by Machine This Year<br>(1 000 hectares)                                 |         |         |         |         |
|                         | 2498.12  | 4409.58 | 4864.64 | 5463.75 | 5606.72 |
| 为耕地面积%                  | Percentage to Cultivated Area (%)  |         |         |         |         |
|                         | 35.5   | 63.6    | 71.5    | 80.0    | 81.6    |
| 当年机械播种面积 (千公顷)          | Area Sown by Machine This Year<br>(1 000 hectares)                                       |         |         |         |         |
|                         | 337.94   | 809.77  | 2412.80 | 4283.02 | 4647.93 |
| 为农作物播种面积%               | Percentage to Sown Area of Crops (%)   |         |         |         |         |
|                         | 2.9  | 6.8     | 19.8    | 33.8    | 35.4    |
| 当年机械收获面积 (千公顷)          | Mechanical Harvest Area This Year<br>(1 000 hectares)                                    |         |         |         |         |
|                         | 386.18   | 1629.07 | 3064.09 | 3990.55 | 4249.81 |
| 为农作物播种面积%               | Percentage to Sown Area of Crops (%)   |         |         |         |         |
|                         | 3.3  | 13.7    | 25.2    | 31.5    | 32.4    |
| <b>农村能源情况</b>           | <b>Agricultural Energy</b>   |         |         |         |         |
| 农村用电量 (亿千瓦时)            | Electricity Consumed in Rural Area<br>(100 million kwh)                                  |         |         |         |         |
|                         | 28.33  | 46.93   | 85.07   | 122.54  | 125.80  |
| 乡、村水电站数 (个)             | Hydropower Stations in Rural Areas<br>(unit)   |         |         |         |         |
|                         | 910  | 630     | 576     | 490     | 475     |
| 装机容量 (万千瓦)              | Generating Capacity (10 000 kw)  |         |         |         |         |
|                         | 8.09   | 5.82    | 7.09    | 9.44    | 6.80    |
| 实际发电量 (亿千瓦时)            | Electricity (100 million kwh)  |         |         |         |         |
|                         |  |         | 0.49    | 0.92    | 0.44    |
| <b>农业主要物资消耗情况</b>       | <b>Agricultural Consumption of main materials</b>  |         |         |         |         |
| 农用化肥施用折纯量 (万吨)          | Consumption of Chemical Fertilizer by 100%<br>Effective Component (10 000 tons)          |         |         |         |         |
|                         | 143.58   | 213.18  | 322.21  | 399.85  | 420.71  |
| 每公顷耕地平均施用量<br>(千克)      | Fertilizer Consumption of Per Hectare<br>Cultivated Area (kg)                            |         |         |         |         |
|                         | 204.10   | 307.50  | 473.44  | 585.80  | 611.92  |
| 农用塑料薄膜使用量 (万吨)          | Plastic Film Use for Agriculture (10 000 tons)   |         |         |         |         |
|                         |  | 2.75    | 5.32    | 7.94    | 9.19    |
| 农药施用实物量 (万吨)            | Pesticide Use (10 000 tons)  |         |         |         |         |
|                         |  | 3.31    | 7.56    | 9.61    | 9.55    |
| 农用柴油使用量 (万吨)            | Diesel Oil Use for Agriculture (10 000 tons)   |         |         |         |         |
|                         |  |         |         | 79.46   | 79.56   |
| <b>农田水利建设情况</b>         | <b>Farm Water Conservancy Condition</b>  |         |         |         |         |
| 农田有效灌溉面积 (千公顷)          | Effective Irrigated Area (1 000 hectares)  |         |         |         |         |
|                         | 3189.97  | 3550.09 | 4044.19 | 4648.78 | 4725.31 |
| # 机电灌溉面积                | Mechanical and Electrical Irrigated Area   |         |         |         |         |
|                         | 2396.59  | 2595.83 | 3128.34 | 3743.73 | 3814.59 |
| 有效灌溉面积占耕地<br>面积比重 (%)   | Effective Irrigated Area Percentage to<br>Cultivated Area (%)                            |         |         |         |         |
|                         | 45.4   | 51.2    | 59.4    | 68.1    | 68.7    |
| 机电灌溉面积占有效灌溉<br>面积比重 (%) | Mechanical and Electrical Irrigated Area Pe-<br>rcentage to Effective Irrigated Area (%) |         |         |         |         |
|                         | 75.1   | 73.1    | 77.4    | 80.5    | 80.7    |
| 旱涝保收农田面积 (千公顷)          | Farmland Area of Stable Yields Despite Dr-<br>ought or Excessive Rain (1 000 hectares)   |         |         |         |         |
|                         | 2512.21  | 2671.43 | 3212.34 | 3626.67 | 3692.84 |

## 10-17 水库、灌区情况

## Reservoir and Irrigation

| 指 标              | Item   | 1985    | 1990   | 1995    | 1999    | 2000    |
|------------------|--|---------|--------|---------|---------|---------|
| 年底水库数 (座)        | Number of Reservoirs at Year-end (unit)                    | 2443    | 2427   | 2408    | 2394    | 2396    |
| 大型水库(1亿立方米以上)    | Large Reservoirs (100 million and over cu.m)               | 15      | 16     | 19      | 21      | 21      |
| 中型水库(1千万至1亿立方米)  | Medium-sized Reservoirs<br>(10 million - 100 million cu.m) | 91      | 94     | 97      | 100     | 102     |
| 小型水库(10万至1千万立方米) | Small Reservoirs (100 thousand -<br>10 million cu.m)       | 2337    | 2317   | 2292    | 2273    | 2273    |
| 水库库容量 (亿立方米)     | Capacity of Reservoirs (100 million cu.m)                  | 493.38  | 499.96 | 265.10  | 269.07  | 269.60  |
| 大型水库             | Large Reservoirs   | 447.24  | 453.38 | 218.13  | 221.82  | 221.82  |
| 中型水库             | Medium-sized Reservoirs                                    | 26.09   | 26.66  | 26.61   | 26.98   | 27.62   |
| 小型水库             | Small Reservoirs   | 20.05   | 19.92  | 20.36   | 20.27   | 20.16   |
| 水库灌溉面积 (千公顷)     | Irrigated Area by Reservoirs (1 000 hectares)              | 716.29  | 612.02 | 545.48  | 589.41  | 587.27  |
| #大型水库            | Large Reservoirs   | 394.70  | 349.75 | 377.24  | 394.02  | 398.27  |
| 中型水库             | Medium-sized Reservoirs                                    | 173.60  | 140.27 | 168.24  | 195.39  | 189.00  |
| 年底灌区数 (处)        | Number of Irrigation Areas at Year-end<br>(unit)           | 177     | 146    | 157     | 166     | 171     |
| #3.3万公顷以上        | 33 000 Hectares and Over                                   | 6       | 6      | 6       | 8       | 8       |
| 灌区有效灌溉面积 (千公顷)   | Effective Irrigated Area (1 000 hectares)                  | 1043.33 | 923.10 | 1040.41 | 1129.87 | 1221.62 |
| #3.3万公顷以上        | 33 000 Hectares and Over                                   | 378.00  | 306.40 | 324.40  | 428.05  | 426.55  |

## 10-18 除涝、治水、治碱情况

Flood Prevention, Water Conservancy and Improvement  
of Saline-Alkaline Land

| 指 标                | Item   | 1985    | 1990    | 1995    | 1999    | 2000    |
|--------------------|--|---------|---------|---------|---------|---------|
| 易涝面积 (千公顷)         | Area Liable to Flooding or Waterlogging<br>(1 000 hectares)          | 2102.72 | 2111.61 | 2108.88 | 2108.80 | 2108.33 |
| 除涝面积 (千公顷)         | Flooded or Waterlogged Area Under Control<br>(1 000 hectares)        | 1598.11 | 1562.51 | 1716.82 | 1836.00 | 1848.11 |
| 占易涝面积比重 (%)        | Percentage to Area Liable to Flooding or<br>Waterlogging (%)         | 76.0    | 74.0    | 81.4    | 87.1    | 87.7    |
| 水土流失面积 (平方公里)      | Area of Soil Erosion (sq.km)   | 61417   | 60568   | 60568   | 60568   | 60798   |
| 水土流失治理面积<br>(平方公里) | Area of Soil Erosion Under<br>Control (sq.km)                        | 39025   | 28966   | 34009   | 37369   | 38102   |
| 占水土流失面积比重 (%)      | Percentage to Area of Soil Erosion (%)                               | 63.5    | 47.8    | 56.2    | 61.7    | 62.7    |
| 盐碱耕地面积 (千公顷)       | Saline-Alkaline Cultivated Area<br>(1 000 hectares)                  | 797.49  | 798.59  | 798.56  | 798.55  | 798.55  |
| 治碱面积 (千公顷)         | Improved Area of Saline-Alkaline<br>Cultivated Area (1 000 hectares) | 599.45  | 630.05  | 654.71  | 680.99  | 682.29  |
| 占盐碱耕地面积 (%)        | Percentage to Saline-Alkaline<br>Cultivated Area (%)                 | 75.2    | 78.9    | 82.0    | 85.3    | 85.4    |
| 堤防长度 (公里)          | Total Length of Dikes (km)   | 11790   | 12377   | 14941   | 15305   | 15758   |
| 堤防保护面积<br>(千公顷)    | Area of Land Protected by Dikes<br>(1 000 hectares)                  | 5168.00 | 5716.67 | 3308.39 | 3268.88 | 3260.00 |

10-19 各市农业机械化 and 能源情况 (2000年)

Agricultural Mechanization and Energy Resources by City (2000)

| 市 City            | 农业机械化情况<br>Agricultural Mechanization                                   |   |  | 农村能源情况<br>Agricultural Energy Resources   |  |  |   |
|-------------------|---|---|--|---|--|--|---|
|                   | 机耕面积<br>(千公顷)<br>Area<br>Ploughed by<br>Tractors<br>(1 000<br>hectares) | 机播面积<br>(千公顷)<br>Area<br>Sown by<br>Machines<br>(1 000<br>hectares) | 机收面积<br>(千公顷)<br>Area<br>Harvested<br>by Machines<br>(1 000<br>hectares) | 农村用电量<br>(万千瓦小时)<br>Electricity<br>Consumption<br>in Rural Areas<br>(10 000<br>kwh) | 乡、村及村以下办水电站<br>Hydropower Station in Rural Areas |  |   |
|                   |   |   |  |   | 个数<br>Number<br>(unit)                           | 装机容量<br>(万千瓦)<br>Generating<br>Capacity<br>(10 000 kw) | 发电量<br>(万千瓦小时)<br>Electricity<br>(10 000 kwh) |
| 全省 Total          | 5606.72   | 4647.93   | 4249.81  | 1257978   | 475  | 6.80   | 4425  |
| 郑州市 Zhengzhou     | 240.72  | 197.05  | 179.53   | 281083  |  |  |   |
| 开封市 Kaifeng       | 347.72  | 251.61  | 261.67   | 34256   |  |  |   |
| 洛阳市 Luoyang       | 241.05  | 225.73  | 138.94   | 99904   | 38   | 0.69   | 262   |
| 平顶山市 Pingdingshan | 259.49  | 264.56  | 181.97   | 30600   | 13   | 0.17   | 165   |
| 安阳市 Anyang        | 274.53  | 233.21  | 227.85   | 93075   | 87   | 1.66   | 810   |
| 鹤壁市 Hebi          | 85.98   | 82.72   | 78.39  | 15909   | 5  | 0.28   | 150   |
| 新乡市 Xinxiang      | 306.97  | 303.94  | 272.89   | 144148  | 29   | 0.70   | 370   |
| 焦作市 Jiaozuo       | 152.66  | 174.78  | 127.79   | 85725   | 8  | 0.32   | 6   |
| 濮阳市 Puyang        | 230.49  | 246.71  | 188.11   | 27521   |  |  |   |
| 许昌市 Xuchang       | 256.64  | 272.79  | 219.32   | 54787   |  |  |   |
| 漯河市 Luohe         | 125.60  | 170.21  | 129.00   | 29765   |  |  |   |
| 三门峡市 Sanmenxia    | 97.18   | 84.83   | 65.45  | 22309   | 54   | 0.93   | 924   |
| 南阳市 Nanyang       | 765.93  | 512.04  | 353.37   | 94521   | 152  | 0.99   | 1097  |
| 商丘市 Shangqiu      | 526.31  | 436.63  | 478.56   | 52510   |  |  |   |
| 信阳市 Xinyang       | 241.04  | 85.83   | 166.96   | 43386   | 79   | 0.67   | 278   |
| 周口市 Zhoukou       | 711.61  | 436.84  | 586.24   | 65495   |  |  |   |
| 驻马店市 Zhumadian    | 717.47  | 643.12  | 572.24   | 65652   |  |  |   |
| 济源市 Jiyuan        | 25.33   | 25.33   | 21.53  | 17332   | 10   | 0.39   | 363   |

10-20 各市农用物资消耗情况 (2000年)

Consumption of Agricultural Materials by City (2000)

单位: 吨

(ton)

| 市 City            | 农用化肥<br>使用折纯量<br>Consumption of<br>Chemical Fertilizer<br>by 100% Effective<br>Component | 农用化肥                             |                                |                             | 农用地膜<br>使用量<br>Plastic<br>Film<br>Use for<br>Agriculture | 农用柴油<br>使用量<br>Diesel Oil<br>Use for<br>Agriculture | 农药<br>使用量<br>Consumption<br>of Chemical<br>Pesticides |
|-------------------|--|----------------------------------|--------------------------------|-----------------------------|--|---|---|
|                   |  | #氮肥<br>Nitrogenous<br>Fertilizer | #磷肥<br>Phosphate<br>Fertilizer | #钾肥<br>Potash<br>Fertilizer |  |   |   |
| 全省 Total          | 4207135  | 2068868                          | 973030                         | 366679                      | 39139  | 795609  | 95513   |
| 郑州市 Zhengzhou     | 201537   | 89230                            | 40470                          | 18683                       | 2572   | 60763   | 3415  |
| 开封市 Kaifeng       | 195942   | 100624                           | 43217                          | 20803                       | 4196   | 54186   | 5320  |
| 洛阳市 Luoyang       | 165020   | 80988                            | 37392                          | 11132                       | 1199   | 28224   | 2849  |
| 平顶山市 Pingdingshan | 206386   | 107765                           | 45861                          | 12382                       | 794  | 26838   | 2022  |
| 安阳市 Anyang        | 225669   | 115955                           | 47926                          | 14445                       | 1133   | 50690   | 5259  |
| 鹤壁市 Hebi          | 55860  | 34174                            | 12997                          | 2684                        | 124  | 17612   | 1528  |
| 新乡市 Xinxiang      | 251563   | 141961                           | 60833                          | 17819                       | 799  | 67624   | 5544  |
| 焦作市 Jiaozuo       | 145895   | 73638                            | 29104                          | 6701                        | 503  | 33680   | 3009  |
| 濮阳市 Puyang        | 192931   | 105144                           | 54802                          | 13691                       | 962  | 36284   | 3700  |
| 许昌市 Xuchang       | 179261   | 80369                            | 34294                          | 11657                       | 1095   | 34676   | 2825  |
| 漯河市 Luohe         | 98905  | 47592                            | 19715                          | 7175                        | 1715   | 17315   | 2085  |
| 三门峡市 Sanmenxia    | 84167  | 32123                            | 16844                          | 11081                       | 1138   | 13029   | 1890  |
| 南阳市 Nanyang       | 529475   | 212203                           | 140768                         | 66305                       | 5222   | 97953   | 14111   |
| 商丘市 Shangqiu      | 359690   | 185987                           | 84544                          | 52969                       | 4141   | 46085   | 10567   |
| 信阳市 Xinyang       | 272960   | 169411                           | 71783                          | 12568                       | 2330   | 41289   | 6034  |
| 周口市 Zhoukou       | 521642   | 269834                           | 140917                         | 40058                       | 8328   | 100959  | 20213   |
| 驻马店市 Zhumadian    | 497840   | 211732                           | 85368                          | 44637                       | 2749   | 60154   | 4672  |
| 济源市 Jiyuan        | 22392  | 10138                            | 6195                           | 1889                        | 139  | 8248  | 470   |

10-21 各市农田水利情况 (2000年)

Water Conservancy by City (2000)

| 市 | City             | 农田有效灌溉面积(千公顷)<br>Effective Irrigated Area (1 000 hectares) | #机电灌<br>Mechanical and Electrical Irrigated Area | 有效灌溉面积占耕地面积%<br>Effective Irrigated Area Percentage to Cultivated Area (%) | 机电灌溉面积占有效灌溉面积%<br>Mechanical and Electrical Irrigated Area Percentage to Effective Irrigated Area (%) | 旱涝保收农田面积(千公顷)<br>Farmland Area of Stable Yields Despite Drought or Excessive Rain (1 000 hectares) |
|---|------------------|--|--|--|---|--|
|   |                  |  |  |  |   |  |
| 全 | 省 Total          | 4725.31  | 3814.59  | 68.7   | 80.7  | 3692.84  |
| 郑 | 州市 Zhengzhou     | 184.45   | 161.93   | 63.2   | 87.8  | 166.44   |
| 开 | 封市 Kaifeng       | 322.78   | 305.25   | 88.7   | 94.6  | 250.85   |
| 洛 | 阳市 Luoyang       | 138.61   | 83.47  | 35.8   | 60.2  | 121.04   |
| 平 | 顶山市 Pingdingshan | 181.07   | 107.95   | 59.7   | 59.6  | 137.29   |
| 安 | 阳市 Anyang        | 284.57   | 252.55   | 78.3   | 88.7  | 199.69   |
| 安 | 鹤壁市 Hebi         | 82.26  | 81.48  | 82.6   | 99.1  | 68.61  |
| 新 | 乡市 Xinxiang      | 330.28   | 273.85   | 87.9   | 82.9  | 282.94   |
| 焦 | 作市 Jiaozuo       | 157.80   | 139.19   | 91.8   | 88.2  | 142.67   |
| 濮 | 阳市 Puyang        | 224.67   | 177.75   | 91.4   | 79.1  | 189.22   |
| 许 | 昌市 Xuchang       | 225.34   | 208.83   | 73.8   | 92.7  | 186.35   |
| 漯 | 河市 Luohe         | 140.34   | 132.98   | 84.7   | 94.8  | 119.62   |
| 三 | 门峡市 Sanmenxia    | 48.16  | 26.27  | 31.0   | 54.5  | 41.38  |
| 南 | 阳市 Nanyang       | 431.54   | 246.74   | 49.4   | 57.2  | 284.16   |
| 商 | 丘市 Shangqiu      | 581.87   | 581.87   | 93.2   | 100.0   | 468.91   |
| 信 | 阳市 Xinyang       | 367.63   | 93.66  | 70.9   | 25.5  | 283.70   |
| 周 | 口市 Zhoukou       | 583.21   | 581.76   | 75.4   | 99.8  | 412.45   |
| 驻 | 马店市 Zhumadian    | 416.43   | 348.28   | 50.8   | 83.6  | 316.16   |
| 济 | 源市 Jiyuan        | 24.30  | 10.78  | 69.2   | 44.4  | 21.36  |

10-22 各市水利设施和除涝治碱面积 (2000年)

Water Conservancy Facilities and Area with Flood Prevention Measures and Improved Area of Saline-Alkaline Land by City (2000)

| 市 | City             | 水库数<br>(座)                                | 水库库容量<br>(亿立方米)   | 易涝面积<br>(千公顷)   | 除涝面积<br>(千公顷)  | 除涝面积<br>占易涝面积%  | 盐碱耕地<br>面积<br>(千公顷)  | 治碱面积<br>(千公顷)   | 治碱面积占盐<br>碱耕地面积%   |
|---|------------------|---|---|---|--|---|--|---|--|
|   |                  | Number<br>of<br>Reser-<br>voirs<br>(unit) | Area<br>Liable to<br>Capacity of<br>Reservoirs<br>(100 million<br>cu.m) | Flooding<br>or Water-<br>logging<br>(1 000<br>hectares) | Flooded or<br>Water-<br>logged<br>Area Under<br>Control<br>(1 000<br>hectares) | Percentage to<br>Area Liable to<br>Flooding or<br>Waterlogging<br>(%) | Saline-<br>Alkaline<br>Cultivated<br>Area<br>(1 000<br>hectares) | Area of<br>Saline-<br>Alkaline<br>Land<br>(1 000<br>hectares) | Improved<br>Area<br>Percentage to<br>Saline-Alkaline<br>Cultivated Area<br>(%) |
| 全 | 省 Total          | 2396                                      | 269.60  | 2108.33   | 1848.11  | 87.7  | 798.55   | 682.29  | 85.4   |
| 郑 | 州市 Zhengzhou     | 161                                       | 5.54  | 47.36   | 44.27  | 93.5  | 13.73  | 13.45   | 98.0   |
| 开 | 封市 Kaifeng       |   |   | 126.95  | 119.54   | 94.2  | 93.71  | 71.14   | 75.9   |
| 洛 | 阳市 Luoyang       | 195                                       | 29.16   | 10.61   | 8.34   | 78.6  | 4.31   | 3.09  | 71.7   |
| 平 | 顶山市 Pingdingshan | 170                                       | 20.97   | 61.69   | 55.89  | 90.6  | 0.47   | 0.09  | 19.1   |
| 安 | 阳市 Anyang        | 117                                       | 4.45  | 86.34   | 66.21  | 76.7  | 79.29  | 62.98   | 79.4   |
| 安 | 鹤壁市 Hebi         | 20  | 0.23  | 33.66   | 25.69  | 76.3  | 29.20  | 26.40   | 90.4   |
| 新 | 乡市 Xinxiang      | 22  | 1.68  | 209.79  | 176.26   | 84.0  | 162.51   | 126.49  | 77.8   |
| 焦 | 作市 Jiaozuo       | 26  | 1.52  | 78.25   | 74.60  | 95.3  | 40.87  | 39.72   | 97.2   |
| 濮 | 阳市 Puyang        |   |   | 93.24   | 86.77  | 93.1  | 78.76  | 71.87   | 91.3   |
| 许 | 昌市 Xuchang       | 29  | 4.37  | 91.33   | 75.92  | 83.1  | 20.13  | 19.47   | 96.7   |
| 漯 | 河市 Luohe         |   |   | 105.62  | 92.87  | 87.9  | 1.80   | 1.71  | 95.0   |
| 三 | 门峡市 Sanmenxia    | 85  | 99.08   |   |  |   |  |   |  |
| 南 | 阳市 Nanyang       | 496                                       | 23.65   | 224.69  | 185.25   | 82.4  |  |   |  |
| 商 | 丘市 Shangqiu      | 5   | 2.01  | 212.26  | 205.98   | 97.0  | 213.38   | 187.41  | 87.8   |
| 信 | 阳市 Xinyang       | 883                                       | 42.46   | 112.00  | 67.43  | 60.2  |  |   |  |
| 周 | 口市 Zhoukou       |   |   | 373.21  | 339.38   | 90.9  | 60.39  | 58.47   | 96.8   |
| 驻 | 马店市 Zhumadian    | 166                                       | 34.11   | 233.33  | 215.81   | 92.5  |  |   |  |
| 济 | 源市 Jiyuan        | 21  | 0.37  | 8.00  | 7.90   | 98.8  |  |   |  |

注: 全省水库数及库容量中含部属水库2座、库容107.75亿立方米。

a) Number and Capacity of Total Reservoirs Contain 2 Reservoirs, 10775 million cu.m Capacity of center ministries and commissions.



### 10-23 农民家庭平均每户生产性固定资产原价(年底数)

#### Original Value of Productive Fixed Assets of Rural Households (Year-end)

本表为农村住户抽样调查资料(下表同)。

Data in this table are obtained from the sample surveys on rural households.(The same as in next table)

单位: 元

(yuan)

| 指 标        | Item   | 1985          | 1990           | 1995           | 1999           | 2000           |
|------------|--|---------------|----------------|----------------|----------------|----------------|
| <b>合 计</b> | <b>Total</b>   | <b>754.98</b> | <b>1156.14</b> | <b>2781.09</b> | <b>4067.45</b> | <b>4311.30</b> |
| 农业         | Farming  |               |                |                |                | 3677.39        |
| #房屋及建筑物    | House and Building   |               |                |                |                | 519.58         |
| 役畜及产品畜     | Draught and Commodity Animals                                | 367.21        | 377.67         | 753.86         | 403.82         | 401.27         |
| 大中型铁木农具    | Large and Medium Wood and Iron Farm Tools                    | 53.59         | 67.05          | 137.67         | 152.28         | 433.34         |
| 农林牧渔业机械    | Machinery of Farming, Forestry, Animal Husbandry and Fishery | 48.35         | 195.74         | 907.22         | 2267.46        | 2197.85        |
| 工业         | Industry   |               |                |                |                | 174.65         |
| #房屋及建筑物    | House and Building   |               |                |                |                | 51.00          |
| 生产设备       | Facility for Production                                      | 12.07         | 40.95          | 51.71          | 111.18         | 100.84         |
| 建筑业        | Construction   |               |                |                |                | 30.05          |
| 交通运输业      | Transportation   | 109.73        | 219.85         | 300.52         | 452.11         | 286.00         |
| 批发和零售、餐饮业  | Wholesale, and Retail Trade and Catering Trade               |               |                |                |                | 81.68          |
| 社会服务业      | Social Services  |               |                |                |                | 23.95          |
| 文教卫生业      | Culture, Education and Health Care                           |               |                |                |                | 20.12          |
| 其他         | Others   | 164.03        | 254.88         | 630.11         | 680.60         | 17.46          |

### 10-24 农民家庭平均每百户拥有 主要生产性固定资产数量(年底数)

#### Number of Productive Fixed Assets Per 100 Rural Households (Year-end)

| 指 标         | Item                                   | 1985  | 1990  | 1995  | 1999  | 2000   |
|-------------|--|-------|-------|-------|-------|--------|
| 房屋及建筑物(平方米) | House and Building(sq.m)               |       |       |       |       | 638.57 |
| 汽车(辆)       | Motor Vehicles(unit)                   | 0.05  | 0.25  | 0.26  | 0.82  | 0.55   |
| 大中型拖拉机(台)   | Large and Medium Tractors(unit)        | 0.49  | 0.40  | 1.46  | 3.60  | 3.29   |
| 小型和手扶拖拉机(台) | Mini and Walking Tractors(unit)        | 2.67  | 7.22  | 18.50 | 34.45 | 35.66  |
| 机动脱粒机(台)    | Motorized Threshing Machines(unit)     | 0.85  | 2.30  | 6.53  | 9.03  | 12.40  |
| 收割机(台)      | Harvesters(unit)                       |       |       |       |       | 4.39   |
| 农用动力机械(台)   | Agricultural Motorized Machinery(unit) |       |       |       |       | 14.45  |
| 胶轮大车(辆)     | Carts with Rubber Tires(unit)          | 2.54  | 5.12  | 7.11  | 5.80  | 18.95  |
| 水泵(台)       | Pumps(unit)                            | 2.60  | 6.66  | 19.72 | 30.18 | 35.48  |
| 役畜(头)       | Draught Animals(head)                  | 58.72 | 57.65 | 51.42 | 26.32 | 25.36  |
| 产品畜(头)      | Commodity Animals(head)                | 13.15 | 14.67 | 26.81 | 16.81 | 25.83  |

## 10-25 农作物播种面积

## Total Sown Areas of Farm Crops

单位:千公顷

(1 000 hectares)

| 指 标           | Item                                     | 1985           | 1990           | 1995           | 1999           | 2000           |
|---------------|--|----------------|----------------|----------------|----------------|----------------|
| <b>播种面积总计</b> | <b>Total</b>                             | <b>11685.3</b> | <b>11889.7</b> | <b>12136.8</b> | <b>12659.9</b> | <b>13136.9</b> |
| <b>粮食作物</b>   | <b>Grain</b>                             | <b>9029.3</b>  | <b>9316.1</b>  | <b>8810.0</b>  | <b>9032.3</b>  | <b>9029.6</b>  |
| # 谷物          | Cereal                                   | 7219.8         | 7767.0         | 7433.3         | 7745.6         | 7743.7         |
| 粮食作物占总播种面积%   | Grain Percentage to Total Sown Areas (%) | 77.3           | 78.4           | 72.6           | 71.3           | 68.7           |
| 夏收粮食          | Summer Harvest                           | 4696.3         | 4888.8         | 4888.5         | 4957.5         | 4998.0         |
| 小麦            | Wheat                                    | 4567.8         | 4782.7         | 4814.0         | 4884.6         | 4922.3         |
| 夏杂粮           | Coarse Cereals                           | 128.5          | 106.1          | 74.5           | 72.9           | 75.7           |
| 秋收粮食          | Autumn Harvest                           | 4333.0         | 4427.3         | 3921.5         | 4074.8         | 4031.6         |
| 稻谷            | Rice                                     | 435.5          | 439.5          | 450.5          | 508.5          | 459.6          |
| 玉米            | Corn                                     | 1663.7         | 2176.9         | 1957.5         | 2193.7         | 2201.3         |
| 大豆            | Soybean                                  | 880.3          | 639.6          | 559.4          | 569.2          | 564.7          |
| 薯类            | Tubers                                   | 763.1          | 746.1          | 698.7          | 612.3          | 602.5          |
| 高粱            | Sorghum                                  | 107.4          | 47.8           | 20.9           | 11.6           | 12.9           |
| 谷子            | Millet                                   | 214.8          | 148.5          | 112.8          | 77.0           | 80.3           |
| 其他秋杂粮(含绿豆)    | Coarse Cereals (Contain Mung Bean)       | 268.2          | 228.9          | 121.7          | 102.5          | 110.3          |
| <b>经济作物</b>   | <b>Cash Crops</b>                        | <b>2155.2</b>  | <b>2024.5</b>  | <b>2463.8</b>  | <b>2253.6</b>  | <b>2537.7</b>  |
| 占总播种面积%       | Percentage to Total Sown Areas (%)       | 18.4           | 17.0           | 20.3           | 17.8           | 19.3           |
| 棉花            | Cotton                                   | 814.3          | 823.0          | 1000.1         | 733.3          | 779.3          |
| 油料            | Oil-bearing Crops                        | 793.7          | 876.4          | 1271.5         | 1316.1         | 1492.5         |
| # 花生          | Peanuts                                  | 360.5          | 441.1          | 767.3          | 862.8          | 984.8          |
| 油菜籽           | Rapeseeds                                | 180.0          | 226.2          | 274.4          | 212.9          | 248.3          |
| 芝麻            | Sesame                                   | 252.3          | 207.9          | 228.7          | 238.2          | 254.9          |
| 麻类            | Fiber Crops                              | 240.9          | 80.4           | 48.2           | 22.1           | 16.5           |
| # 黄红麻         | Jute and Ambarly Hemp                    | 224.6          | 76.8           | 46.7           | 21.6           | 15.3           |
| 大麻(线麻)        | Hemp                                     | 2.4            | 1.5            | 1.2            | 0.5            | 1.0            |
| 烟叶            | Tobacco                                  | 250.9          | 211.7          | 126.4          | 139.3          | 166.4          |
| # 烤烟          | Flue-cured Tobacco                       | 247.1          | 207.8          | 123.3          | 135.4          | 163.3          |
| 糖料            | Sugar Crops                              | 5.0            | 2.7            | 5.0            | 4.3            | 5.2            |
| # 甘蔗          | Sugarcane                                | 4.3            | 2.7            | 5.0            | 4.3            | 5.2            |
| 药材            | Medicinal Materials                      | 19.5           | 3.6            | 12.6           | 38.5           | 60.6           |
| 花卉            | Flower                                   |                |                |                |                | 17.2           |
| # 温室花卉        | Greenhouse Flower                        |                |                |                |                | 1.3            |
| 其他经济作物        | Others                                   | 30.9           | 26.7           |                |                |                |
| <b>其他农作物</b>  | <b>Other Crops</b>                       | <b>500.8</b>   | <b>549.1</b>   | <b>863.0</b>   | <b>1374.0</b>  | <b>1569.6</b>  |
| 占总播种面积%       | Percentage to Total Sown Areas (%)       | 4.3            | 4.6            | 7.1            | 10.9           | 12.0           |
| # 蔬菜          | Vegetables                               | 295.5          | 408.9          | 607.4          | 1049.2         | 1189.2         |
| 果用瓜           | Melon for Fruits                         | 125.2          | 80.5           | 145.5          | 251.5          | 305.4          |
| 青饲料           | Succulence                               | 7.1            | 8.9            | 7.7            | 1.6            | 4.3            |

10-26 主要农产品产量  
Output of Major Farm Crops

单位: 万吨 (10 000 tons)

| 指 标        | Item                               | 1985    | 1990    | 1995    | 1999    | 2000    |
|------------|------------------------------------|---------|---------|---------|---------|---------|
| 粮 食        | Grain                              | 2710.53 | 3303.66 | 3466.50 | 4253.25 | 4101.50 |
| # 谷物       | Cereal                             | 2384.45 | 2948.43 | 3059.27 | 3828.62 | 3669.73 |
| 夏收粮食       | Summer Harvest                     | 1556.58 | 1666.46 | 1776.83 | 2317.97 | 2268.05 |
| 小 麦        | Wheat                              | 1528.23 | 1639.86 | 1754.18 | 2291.46 | 2235.95 |
| 夏杂粮        | Coarse Cereals                     | 28.35   | 26.60   | 22.65   | 26.51   | 32.10   |
| 秋收粮食       | Autumn Harvest                     | 1153.95 | 1637.20 | 1689.67 | 1935.28 | 1833.45 |
| 稻 谷        | Rice                               | 226.34  | 269.96  | 295.82  | 332.95  | 318.82  |
| 玉 米        | Corn                               | 537.26  | 960.52  | 957.77  | 1156.58 | 1074.97 |
| 大 豆        | Soybean                            | 103.21  | 86.74   | 106.69  | 115.24  | 115.78  |
| 薯 类        | Tubers                             | 208.62  | 253.74  | 286.04  | 294.58  | 291.64  |
| 高 粱        | Sorghum                            | 18.02   | 10.08   | 6.12    | 3.12    | 2.00    |
| 谷 子        | Millet                             | 36.50   | 33.62   | 22.10   | 18.69   | 7.86    |
| 其他秋杂粮(含绿豆) | Coarse Cereals (Contain Mung Bean) | 24.00   | 22.54   | 15.13   | 14.12   | 22.38   |
| 棉 花        | Cotton                             | 54.73   | 67.61   | 77.00   | 70.73   | 70.38   |
| 油 料        | Oil-bearing Crops                  | 96.18   | 152.29  | 298.00  | 349.25  | 392.55  |
| # 花 生      | Peanuts                            | 60.30   | 106.05  | 233.65  | 292.85  | 335.88  |
| 油菜籽        | Rapeseeds                          | 21.34   | 31.87   | 43.51   | 31.39   | 33.76   |
| 芝 麻        | Sesame                             | 14.46   | 14.25   | 20.67   | 24.54   | 21.99   |
| 麻 类        | Fiber Crops                        | 44.91   | 17.65   | 11.34   | 4.85    | 3.64    |
| # 黄红麻      | Jute and Ambar Hemp                | 42.78   | 17.12   | 11.02   | 4.69    | 3.29    |
| 大麻(线麻)     | Hemp                               | 0.33    | 0.27    | 0.28    | 0.13    | 0.22    |
| 烟 叶        | Tobacco                            | 53.89   | 40.86   | 22.26   | 28.40   | 27.60   |
| # 烤烟       | Flue-cured Tobacco                 | 53.19   | 40.33   | 21.82   | 27.59   | 27.18   |
| 糖 料        | Sugar Crops                        | 17.94   | 10.07   | 20.66   | 21.06   | 32.57   |
| # 甘蔗       | Sugarcane                          | 17.05   | 10.06   | 20.66   | 21.06   | 32.57   |
| 蔬 菜        | Vegetables                         | 654.95  | 913.21  | 1660.80 | 3392.35 | 3981.78 |
| 果用瓜        | Melon for Fruits                   | 244.18  | 173.86  | 430.44  | 937.54  | 1093.55 |

10-27 按人口平均的主要农产品产量  
Per Capita Output of Major Agricultural Products

单位: 千克/人 (kg/person)

| 指 标    | Item                  | 1985   | 1990   | 1995   | 1999   | 2000   |
|--------|-----------------------|--------|--------|--------|--------|--------|
| 粮食     | Grain                 | 347.86 | 385.49 | 382.47 | 454.84 | 434.57 |
| # 谷物   | Cereal                | 306.01 | 344.04 | 337.54 | 409.43 | 388.83 |
| 棉花     | Cotton                | 7.02   | 7.89   | 8.50   | 7.56   | 7.46   |
| 油料     | Oil-bearing Crops     | 12.34  | 17.77  | 32.88  | 37.35  | 41.59  |
| 猪、牛、羊肉 | Pork, Beef and Mutton | 8.66   | 14.43  | 32.64  | 45.57  | 47.99  |
| 水产品    | Aquatic Products      | 0.82   | 1.22   | 2.00   | 3.08   | 3.41   |
| 蔬菜     | Vegetables            | 84.05  | 106.56 | 183.24 | 362.78 | 421.89 |
| 果用瓜    | Melon for Fruits      | 31.34  | 20.29  | 47.49  | 100.26 | 115.87 |
| 水果     | Fruits                | 6.84   | 7.46   | 23.35  | 37.37  | 38.64  |

## 10-28 主要农产品单位面积产量(按播种面积计算)

### Output of Major Farm Crops Per Hectare by Sown Areas

单位: 千克/公顷

(kg/hectare)

| 指 标        | Item                               | 1985  | 1990  | 1995  | 1999  | 2000  |
|------------|------------------------------------|-------|-------|-------|-------|-------|
| 粮食         | Grain                              | 3000  | 3540  | 3935  | 4709  | 4542  |
| #谷物        | Cereal                             | 3303  | 3796  | 4116  | 4943  | 4739  |
| 夏收粮食       | Summer Harvest                     | 3315  | 3405  | 3635  | 4676  | 4538  |
| 小麦         | Wheat                              | 3345  | 3435  | 3644  | 4691  | 4542  |
| 夏杂粮        | Coarse Cereals                     | 2205  | 2505  | 3042  | 3636  | 4240  |
| 秋收粮食       | Autumn Harvest                     | 2670  | 3705  | 4309  | 4749  | 4548  |
| 稻谷         | Rice                               | 5190  | 6135  | 6566  | 6548  | 6937  |
| 玉米         | Corn                               | 3225  | 4410  | 4893  | 5272  | 4883  |
| 大豆         | Soybean                            | 1170  | 1350  | 1907  | 2025  | 2050  |
| 薯类         | Tubers                             | 2730  | 3405  | 4094  | 4811  | 4841  |
| 高粱         | Sorghum                            | 1680  | 2115  | 2925  | 2694  | 1554  |
| 谷子         | Millet                             | 1695  | 2265  | 1959  | 2429  | 979   |
| 其他秋杂粮(含绿豆) | Coarse Cereals (Contain Mung Bean) | 960   | 990   | 1244  | 1378  | 2029  |
| 棉花         | Cotton                             | 675   | 825   | 770   | 965   | 903   |
| 油料         | Oil-bearing Crops                  | 1215  | 1740  | 2344  | 2654  | 2630  |
| #花生        | Peanuts                            | 1665  | 2400  | 3045  | 3394  | 3411  |
| 油菜籽        | Rapeseeds                          | 1185  | 1410  | 1586  | 1474  | 1360  |
| 芝麻         | Sesame                             | 570   | 690   | 904   | 1030  | 863   |
| 麻类         | Fiber Crops                        | 1860  | 2190  | 2353  | 2192  | 2203  |
| #黄红麻       | Jute and Ambar Hemp                | 1905  | 2235  | 2361  | 2170  | 2156  |
| 大麻(线麻)     | Hemp                               | 1350  | 1830  | 2295  | 2653  | 2245  |
| 烟叶         | Tobacco                            | 2145  | 1935  | 1761  | 2039  | 1659  |
| #烤烟        | Flue-cured Tobacco                 | 2160  | 1935  | 1770  | 2038  | 1665  |
| 糖料         | Sugar Crops                        | 35835 | 36825 | 41506 | 49437 | 62635 |
| #甘蔗        | Sugarcane                          | 39585 | 37620 | 41506 | 49437 | 62635 |
| 蔬菜         | Vegetables                         | 22170 | 22335 | 27342 | 32333 | 33483 |
| 果用瓜        | Melon for Fruits                   | 19500 | 21585 | 29583 | 37282 | 35808 |

注: 本表单位面积产量均按原始计量单位计算, 故与表10-25、10-26的计算结果略有出入。

a) Output of farm crops per hectare in this table are calculated at original computation unit, while they differ from 10-25 and 10-26.

### 10-29 各市主要农作物播种面积 (2000年)

单位: 千公顷

| 市 City            | 农作物<br>播种面积<br>Sown<br>Area of<br>Farm Crops | 粮食作物           |                |                           |                |                           |               |                |
|-------------------|--|----------------|----------------|---------------------------|----------------|---------------------------|---------------|----------------|
|                   |  | Grain          | #谷物<br>Cereal  | 夏收粮食<br>Summer<br>Harvest | #小麦<br>Wheat   | 秋收粮食<br>Autumn<br>Harvest | #稻谷<br>Rice   | #玉米<br>Corn    |
| <b>全省 Total</b>   | <b>13136.91</b>                              | <b>9029.60</b> | <b>7743.72</b> | <b>4997.97</b>            | <b>4922.33</b> | <b>4031.63</b>            | <b>459.59</b> | <b>2201.33</b> |
| 郑州市 Zhengzhou     | 535.75                                       | 401.02         | 353.53         | 207.99                    | 207.94         | 193.03                    | 10.58         | 125.51         |
| 开封市 Kaifeng       | 717.85                                       | 403.99         | 358.15         | 277.41                    | 277.36         | 126.58                    | 9.48          | 69.50          |
| 洛阳市 Luoyang       | 598.41                                       | 505.97         | 410.44         | 244.30                    | 244.26         | 261.67                    | 2.58          | 144.36         |
| 平顶山市 Pingdingshan | 498.98                                       | 400.11         | 331.09         | 195.98                    | 195.85         | 204.13                    | 2.04          | 131.64         |
| 安阳市 Anyang        | 656.73                                       | 437.47         | 405.03         | 275.27                    | 275.11         | 162.20                    | 0.17          | 112.72         |
| 鹤壁市 Hebi          | 187.80                                       | 158.74         | 149.33         | 83.96                     | 83.96          | 74.78                     | 0.07          | 60.57          |
| 新乡市 Xinxiang      | 686.99                                       | 523.02         | 478.73         | 294.80                    | 291.64         | 228.22                    | 42.93         | 135.77         |
| 焦作市 Jiaozuo       | 298.44                                       | 228.01         | 208.54         | 118.66                    | 118.66         | 109.35                    | 3.72          | 85.72          |
| 濮阳市 Puyang        | 462.43                                       | 350.08         | 302.62         | 196.09                    | 195.89         | 153.98                    | 20.71         | 82.22          |
| 许昌市 Xuchang       | 575.21                                       | 418.69         | 326.07         | 215.82                    | 215.52         | 202.87                    | 0.03          | 108.74         |
| 漯河市 Luohe         | 372.10                                       | 249.39         | 211.41         | 133.06                    | 131.98         | 116.33                    | 0.25          | 77.86          |
| 三门峡市 Sanmenxia    | 246.11                                       | 186.34         | 150.51         | 101.98                    | 101.98         | 84.36                     | 0.01          | 40.37          |
| 南阳市 Nanyang       | 1692.92                                      | 991.48         | 785.49         | 585.59                    | 580.54         | 405.89                    | 54.19         | 143.20         |
| 商丘市 Shangqiu      | 1270.65                                      | 793.01         | 680.53         | 505.45                    | 499.27         | 287.56                    | 0.95          | 174.66         |
| 信阳市 Xinyang       | 1033.86                                      | 707.79         | 648.67         | 306.38                    | 284.73         | 401.41                    | 324.56        | 17.73          |
| 周口市 Zhokou        | 1572.18                                      | 1002.32        | 816.44         | 606.57                    | 604.84         | 395.75                    | 0.71          | 208.05         |
| 驻马店市 Zhumadian    | 1505.95                                      | 999.18         | 859.10         | 622.05                    | 586.31         | 377.13                    | 22.57         | 206.26         |
| 济源市 Jiyuan        | 59.36  | 48.45          | 42.50          | 24.39                     | 24.39          | 24.06                     | 0.87          | 16.70          |

### 10-30 各市主要农产品产量 (2000年)

单位: 万吨

| 市 City            | 粮食             |                |                           |                |                           |               |                |
|-------------------|----------------|----------------|---------------------------|----------------|---------------------------|---------------|----------------|
|                   | Grain          | #谷物<br>Cereal  | 夏收粮食<br>Summer<br>Harvest | #小麦<br>Wheat   | 秋收粮食<br>Autumn<br>Harvest | #稻谷<br>Rice   | #玉米<br>Corn    |
| <b>全省 Total</b>   | <b>4101.50</b> | <b>3669.73</b> | <b>2268.05</b>            | <b>2235.95</b> | <b>1833.45</b>            | <b>318.82</b> | <b>1074.97</b> |
| 郑州市 Zhengzhou     | 158.69         | 142.82         | 74.76                     | 74.75          | 83.93                     | 7.53          | 58.09          |
| 开封市 Kaifeng       | 202.47         | 184.33         | 141.10                    | 141.08         | 61.37                     | 7.44          | 35.13          |
| 洛阳市 Luoyang       | 199.00         | 163.20         | 79.35                     | 79.34          | 119.65                    | 1.59          | 75.49          |
| 平顶山市 Pingdingshan | 140.28         | 115.62         | 64.03                     | 64.00          | 76.25                     | 0.97          | 50.35          |
| 安阳市 Anyang        | 220.48         | 207.89         | 142.50                    | 142.42         | 77.98                     | 0.09          | 61.35          |
| 鹤壁市 Hebi          | 85.12          | 82.17          | 47.69                     | 47.69          | 37.43                     | 0.04          | 33.49          |
| 新乡市 Xinxiang      | 295.36         | 280.21         | 173.78                    | 172.22         | 121.58                    | 29.32         | 75.97          |
| 焦作市 Jiaozuo       | 167.39         | 155.48         | 84.39                     | 84.39          | 82.99                     | 3.22          | 67.74          |
| 濮阳市 Puyang        | 199.53         | 182.84         | 118.56                    | 118.47         | 80.97                     | 14.03         | 49.07          |
| 许昌市 Xuchang       | 248.89         | 199.36         | 125.47                    | 125.30         | 123.41                    | 0.02          | 73.29          |
| 漯河市 Luohe         | 108.60         | 97.42          | 69.10                     | 68.58          | 39.50                     | 0.23          | 28.01          |
| 三门峡市 Sanmenxia    | 55.85          | 46.61          | 28.56                     | 28.56          | 27.29                     | 0.00          | 15.47          |
| 南阳市 Nanyang       | 378.05         | 309.33         | 202.33                    | 200.91         | 175.72                    | 40.34         | 66.01          |
| 商丘市 Shangqiu      | 406.33         | 364.46         | 260.81                    | 258.48         | 145.52                    | 0.68          | 103.02         |
| 信阳市 Xinyang       | 365.82         | 344.91         | 89.80                     | 84.01          | 276.02                    | 247.03        | 7.80           |
| 周口市 Zhokou        | 532.35         | 468.78         | 366.58                    | 365.49         | 165.76                    | 0.42          | 101.88         |
| 驻马店市 Zhumadian    | 369.89         | 334.73         | 242.90                    | 230.50         | 126.98                    | 13.80         | 77.13          |
| 济源市 Jiyuan        | 23.90          | 22.11          | 12.07                     | 12.07          | 11.83                     | 0.63          | 9.32           |

注: 全省粮食(包括分品种)、棉花产量系抽样调查推算数。

## Total Sown Areas of Farm Crops by City (2000)

(1 000 hectares)

|                |               | 棉花<br>Cotton  | 油料<br>Oil-bearing Crops |                   |               | 麻类<br>Fiber Crops             |                | 烟叶<br>Flue-cured Tobacco |               | 蔬菜<br>Vegetables | 果用瓜<br>Melon for Fruits |               |
|----------------|---------------|---------------|-------------------------|-------------------|---------------|-------------------------------|----------------|--------------------------|---------------|------------------|-------------------------|---------------|
| #大豆<br>Soybean | #薯类<br>Tubers |               | #花生<br>Peanuts          | #油菜籽<br>Rapeseeds | #芝麻<br>Sesame | #黄红麻<br>Jute and Ambarly Hemp | #烤烟<br>Tobacco |                          |               |                  |                         |               |
| <b>564.73</b>  | <b>602.45</b> | <b>779.33</b> | <b>1492.54</b>          | <b>984.80</b>     | <b>248.30</b> | <b>254.93</b>                 | <b>16.52</b>   | <b>15.26</b>             | <b>166.35</b> | <b>163.29</b>    | <b>1189.20</b>          | <b>305.39</b> |
| 18.19          | 24.35         | 5.60          | 53.62                   | 43.75             | 6.49          | 2.82                          |                |                          | 6.64          | 6.59             | 55.73                   | 11.20         |
| 22.11          | 21.78         | 75.33         | 105.33                  | 99.35             | 4.59          | 1.39                          | 0.11           | 0.11                     | 0.13          | 0.13             | 92.01                   | 38.53         |
| 27.80          | 55.35         | 5.10          | 35.26                   | 21.33             | 4.17          | 9.49                          | 0.02           |                          | 20.08         | 18.68            | 26.53                   | 2.94          |
| 23.63          | 40.84         | 3.77          | 37.10                   | 22.25             | 9.79          | 5.06                          | 0.01           | 0.01                     | 19.01         | 19.01            | 33.38                   | 5.26          |
| 15.71          | 14.96         | 37.47         | 82.86                   | 76.37             | 3.95          | 2.05                          | 0.02           | 0.02                     |               |                  | 76.94                   | 7.45          |
| 6.16           | 2.68          | 1.84          | 16.39                   | 15.24             | 1.04          | 0.11                          |                |                          |               |                  | 9.96                    | 0.26          |
| 27.10          | 16.20         | 24.85         | 85.93                   | 79.78             | 5.74          | 0.41                          |                |                          |               |                  | 45.38                   | 4.70          |
| 12.39          | 6.43          | 4.71          | 20.86                   | 19.08             | 1.39          | 0.36                          | 0.03           |                          | 0.10          |                  | 36.90                   | 3.42          |
| 30.25          | 15.79         | 20.03         | 43.99                   | 42.56             | 1.11          | 0.33                          | 0.01           |                          |               |                  | 40.03                   | 7.45          |
| 29.73          | 61.95         | 34.81         | 34.75                   | 25.25             | 5.68          | 3.82                          | 0.05           | 0.04                     | 21.35         | 21.35            | 45.33                   | 8.14          |
| 20.24          | 17.35         | 20.57         | 21.66                   | 10.73             | 6.72          | 4.15                          | 0.02           | 0.02                     | 10.38         | 10.38            | 50.02                   | 19.75         |
| 18.49          | 10.71         | 3.26          | 13.26                   | 5.31              | 3.79          | 1.20                          |                |                          | 20.87         | 20.87            | 14.04                   | 2.68          |
| 62.30          | 119.33        | 144.72        | 213.36                  | 129.27            | 20.44         | 63.58                         | 0.61           | 0.31                     | 29.07         | 27.65            | 264.17                  | 35.31         |
| 61.60          | 42.40         | 155.87        | 106.66                  | 81.81             | 17.39         | 7.46                          | 0.23           | 0.21                     | 7.67          | 7.66             | 141.43                  | 44.30         |
| 22.64          | 29.14         | 23.86         | 160.45                  | 43.97             | 98.37         | 18.10                         | 14.06          | 13.27                    | 5.31          | 5.26             | 72.10                   | 14.25         |
| 110.28         | 60.45         | 217.48        | 131.30                  | 88.23             | 10.27         | 32.80                         | 0.57           | 0.49                     | 12.65         | 12.62            | 119.52                  | 57.50         |
| 62.29          | 60.44         | 34.69         | 326.01                  | 178.04            | 47.00         | 100.97                        | 0.78           | 0.78                     | 11.77         | 11.77            | 85.67                   | 41.99         |
| 3.32           | 2.17          | 0.47          | 3.95                    | 2.48              | 0.57          | 0.83                          |                |                          | 1.32          | 1.32             | 4.12                    | 0.24          |

## Output of Major Farm Crops by City (2000)

(10 000 tons)

|                |               | 棉花<br>Cotton | 油料<br>Oil-bearing Crops |                   |               | 麻类<br>Fiber Crops                      |                | 烟叶<br>Flue-cured Tobacco |              | 蔬菜<br>Vegetables | 果用瓜<br>Melon for Fruits |                |
|----------------|---------------|--------------|-------------------------|-------------------|---------------|--|----------------|--------------------------|--------------|------------------|-------------------------|----------------|
| #大豆<br>Soybean | #薯类<br>Tubers |              | #花生<br>Peanuts          | #油菜籽<br>Rapeseeds | #芝麻<br>Sesame | #黄红麻<br>(折熟麻)<br>Jute and Ambarly Hemp | #烤烟<br>Tobacco |                          |              |                  |                         |                |
| <b>115.78</b>  | <b>291.64</b> | <b>70.38</b> | <b>392.55</b>           | <b>335.88</b>     | <b>33.76</b>  | <b>21.99</b>                           | <b>3.64</b>    | <b>3.29</b>              | <b>27.60</b> | <b>27.18</b>     | <b>3981.78</b>          | <b>1093.55</b> |
| 3.59           | 11.76         | 0.58         | 15.04                   | 13.87             | 0.78          | 0.24                                   |                |                          | 1.61         | 1.61             | 177.84                  | 36.67          |
| 5.71           | 12.10         | 8.23         | 37.58                   | 36.48             | 0.93          | 0.17                                   | 0.06           | 0.06                     | 0.04         | 0.04             | 345.77                  | 158.70         |
| 5.72           | 28.35         | 0.53         | 6.43                    | 5.04              | 0.40          | 0.96                                   | 0.01           |                          | 3.40         | 3.11             | 93.18                   | 7.24           |
| 3.91           | 20.34         | 0.28         | 6.58                    | 5.10              | 1.06          | 0.42                                   | 0.00           | 0.00                     | 2.16         | 2.16             | 136.18                  | 13.16          |
| 3.65           | 8.65          | 3.57         | 31.13                   | 30.21             | 0.60          | 0.23                                   | 0.00           | 0.00                     |              |                  | 306.99                  | 26.83          |
| 1.20           | 1.69          | 0.11         | 5.53                    | 5.37              | 0.15          | 0.01                                   | 0.00           | 0.00                     |              |                  | 35.64                   | 0.87           |
| 5.90           | 9.11          | 2.00         | 26.55                   | 25.58             | 0.94          | 0.03                                   | 0.00           | 0.00                     |              |                  | 167.12                  | 14.82          |
| 5.51           | 6.23          | 0.56         | 6.91                    | 6.56              | 0.29          | 0.04                                   | 0.00           | 0.00                     | 0.03         |                  | 145.87                  | 13.24          |
| 6.17           | 10.18         | 1.84         | 17.26                   | 16.99             | 0.24          | 0.04                                   | 0.00           | 0.00                     |              |                  | 157.97                  | 20.66          |
| 7.16           | 42.20         | 3.26         | 9.89                    | 8.28              | 1.11          | 0.50                                   | 0.01           | 0.01                     | 3.63         | 3.63             | 156.47                  | 26.53          |
| 3.16           | 7.97          | 2.02         | 5.39                    | 3.52              | 1.47          | 0.40                                   | 0.01           | 0.01                     | 1.07         | 1.07             | 190.78                  | 75.64          |
| 3.22           | 5.25          | 0.22         | 2.51                    | 1.23              | 0.54          | 0.13                                   | 0.00           |                          | 3.72         | 3.72             | 46.81                   | 6.51           |
| 11.76          | 53.06         | 11.85        | 53.28                   | 44.44             | 3.06          | 5.75                                   | 0.14           | 0.07                     | 4.65         | 4.56             | 678.47                  | 133.32         |
| 15.51          | 24.55         | 18.67        | 38.31                   | 32.40             | 4.74          | 1.16                                   | 0.09           | 0.08                     | 2.26         | 2.26             | 457.14                  | 194.49         |
| 4.38           | 15.28         | 1.90         | 22.54                   | 11.44             | 9.18          | 1.92                                   | 2.99           | 2.75                     | 0.59         | 0.58             | 168.34                  | 31.52          |
| 24.00          | 36.66         | 22.08        | 38.63                   | 32.61             | 2.56          | 3.46                                   | 0.18           | 0.15                     | 2.47         | 2.46             | 475.73                  | 224.97         |
| 9.38           | 23.54         | 2.59         | 68.22                   | 56.15             | 5.62          | 6.45                                   | 0.15           | 0.15                     | 1.76         | 1.76             | 230.77                  | 107.70         |
| 0.61           | 1.11          | 0.03         | 0.78                    | 0.59              | 0.09          | 0.08                                   | 0.00           | 0.00                     | 0.19         | 0.19             | 19.27                   | 0.66           |

a) The provincial products of grain (contained grain differentiated according to variety) and cotton are reckoned figure of sampling investigation.

10-31 各市主要农产品单位面积产量 (2000年,按播种面积计算)

Output of Major Farm Crops Per Hectare by City (2000, by Sown Areas)

单位: 千克/公顷

| 市 City            | 粮食 Grain    | 谷物 Cereal   | 夏收粮食 Summer Harvest | 小麦 Wheat    | 秋收粮食 Autumn Harvest | 稻谷 Rice     | 玉米 Corn     | 大豆 Soybean  | 薯类 Tubers   | 棉花 Cotton  |
|-------------------|-------------|-------------|---------------------|-------------|---------------------|-------------|-------------|-------------|-------------|------------|
| <b>全 省 Total</b>  | <b>4542</b> | <b>4739</b> | <b>4538</b>         | <b>4542</b> | <b>4548</b>         | <b>6937</b> | <b>4883</b> | <b>2050</b> | <b>4841</b> | <b>903</b> |
| 郑州市 Zhengzhou     | 3957        | 4040        | 3594                | 3595        | 4348                | 7121        | 4628        | 1972        | 4828        | 1044       |
| 开封市 Kaifeng       | 5012        | 5147        | 5086                | 5086        | 4849                | 7850        | 5055        | 2583        | 5554        | 1093       |
| 洛阳市 Luoyang       | 3933        | 3976        | 3248                | 3248        | 4573                | 6155        | 5229        | 2058        | 5122        | 1033       |
| 平顶山市 Pingdingshan | 3506        | 3492        | 3267                | 3268        | 3735                | 4734        | 3825        | 1655        | 4981        | 748        |
| 安阳市 Anyang        | 5040        | 5133        | 5177                | 5177        | 4808                | 5559        | 5443        | 2322        | 5785        | 953        |
| 鹤壁市 Hebi          | 5362        | 5502        | 5680                | 5680        | 5006                | 5929        | 5529        | 1942        | 6308        | 624        |
| 新乡市 Xinxiang      | 5647        | 5853        | 5895                | 5905        | 5327                | 6829        | 5595        | 2178        | 5622        | 803        |
| 焦作市 Jiaozuo       | 7341        | 7455        | 7112                | 7112        | 7590                | 8659        | 7903        | 4445        | 9694        | 1183       |
| 濮阳市 Puyang        | 5699        | 6042        | 6046                | 6048        | 5258                | 6776        | 5968        | 2040        | 6450        | 919        |
| 许昌市 Xuchang       | 5944        | 6114        | 5814                | 5814        | 6083                | 6900        | 6740        | 2407        | 6812        | 936        |
| 漯河市 Luohe         | 4355        | 4608        | 5193                | 5196        | 3396                | 9068        | 3598        | 1561        | 4596        | 984        |
| 三门峡市 Sanmenxia    | 2997        | 3097        | 2800                | 2800        | 3235                | 600         | 3833        | 1743        | 4905        | 667        |
| 南阳市 Nanyang       | 3813        | 3938        | 3455                | 3461        | 4329                | 7444        | 4610        | 1887        | 4446        | 819        |
| 商丘市 Shangqiu      | 5124        | 5355        | 5160                | 5177        | 5061                | 7142        | 5898        | 2519        | 5791        | 1198       |
| 信阳市 Xinyang       | 5169        | 5317        | 2931                | 2950        | 6876                | 7611        | 4401        | 1934        | 5243        | 795        |
| 周口市 Zhoukou       | 5311        | 5742        | 6044                | 6043        | 4189                | 5956        | 4897        | 2176        | 6065        | 1015       |
| 驻马店市 Zhumadian    | 3702        | 3896        | 3905                | 3931        | 3367                | 6114        | 3740        | 1506        | 3895        | 747        |
| 济源市 Jiyuan        | 4933        | 5202        | 4949                | 4949        | 4918                | 7206        | 5583        | 1832        | 5108        | 634        |

| 市 City            | 油料 Oil-bearing Crops | 花生 Peanuts  | 油菜籽 Rapeseeds | 芝麻 Sesame  | 麻类 Fiber Crops | 黄红麻 (折熟麻) Jute and Ambary Hemp | 烟叶 Tobacco  | 烤烟 Flue-cured Tobacco | 蔬菜 Vegetables | 果用瓜 Melon for Fruits |
|-------------------|----------------------|-------------|---------------|------------|----------------|--------------------------------|-------------|-----------------------|---------------|----------------------|
| <b>全 省 Total</b>  | <b>2630</b>          | <b>3411</b> | <b>1360</b>   | <b>863</b> | <b>2203</b>    | <b>2156</b>                    | <b>1659</b> | <b>1665</b>           | <b>33483</b>  | <b>35808</b>         |
| 郑州市 Zhengzhou     | 2804                 | 3169        | 1204          | 840        |                |                                | 2425        | 2444                  | 31910         | 32743                |
| 开封市 Kaifeng       | 3568                 | 3671        | 2031          | 1237       | 5791           | 5791                           | 3208        | 3208                  | 37580         | 41188                |
| 洛阳市 Luoyang       | 1823                 | 2363        | 970           | 1016       | 3900           |                                | 1695        | 1664                  | 35123         | 24636                |
| 平顶山市 Pingdingshan | 1774                 | 2293        | 1078          | 840        | 2800           | 2500                           | 1136        | 1135                  | 40798         | 25023                |
| 安阳市 Anyang        | 3758                 | 3956        | 1529          | 1115       | 500            | 500                            |             |                       | 39899         | 36020                |
| 鹤壁市 Hebi          | 3373                 | 3527        | 1403          | 655        |                |                                |             |                       | 35780         | 33573                |
| 新乡市 Xinxiang      | 3089                 | 3207        | 1637          | 620        |                |                                |             |                       | 36826         | 31540                |
| 焦作市 Jiaozuo       | 3312                 | 3440        | 2111          | 1178       | 167            |                                | 3150        |                       | 39530         | 38722                |
| 濮阳市 Puyang        | 3925                 | 3991        | 2169          | 1130       | 2500           |                                |             |                       | 39462         | 27727                |
| 许昌市 Xuchang       | 2847                 | 3281        | 1951          | 1316       | 2020           | 2450                           | 1701        | 1701                  | 34519         | 32593                |
| 漯河市 Luohe         | 2491                 | 3281        | 2194          | 964        | 2850           | 2850                           | 1033        | 1033                  | 38141         | 38298                |
| 三门峡市 Sanmenxia    | 1890                 | 2325        | 1427          | 1042       |                |                                | 1783        | 1783                  | 33337         | 24300                |
| 南阳市 Nanyang       | 2497                 | 3438        | 1498          | 905        | 2316           | 2355                           | 1600        | 1651                  | 25683         | 37757                |
| 商丘市 Shangqiu      | 3592                 | 3961        | 2727          | 1558       | 4009           | 3967                           | 2952        | 2954                  | 32323         | 43904                |
| 信阳市 Xinyang       | 1405                 | 2602        | 933           | 1059       | 2124           | 2074                           | 1109        | 1108                  | 23348         | 22119                |
| 周口市 Zhoukou       | 2942                 | 3696        | 2494          | 1055       | 3146           | 3018                           | 1952        | 1953                  | 39803         | 39125                |
| 驻马店市 Zhumadian    | 2093                 | 3154        | 1196          | 639        | 1918           | 1918                           | 1498        | 1498                  | 26937         | 25650                |
| 济源市 Jiyuan        | 1977                 | 2390        | 1561          | 982        |                |                                | 1475        | 1475                  | 46768         | 27621                |

10-32 茶园、果园面积和茶叶、蚕茧、水果产量  
Area of Tea Plantation and Orchard and Output of Tea,  
Silkworm Cocoons and Fruit

| 指 标        | Item                                     | 1985  | 1990  | 1995   | 1999   | 2000   |
|------------|--|-------|-------|--------|--------|--------|
| <b>面 积</b> | <b>Area</b>                              |       |       |        |        |        |
| 茶园面积 (千公顷) | Area of Tea Plantations (1 000 hectares) | 15.9  | 14.7  | 17.9   | 19.5   | 20.7   |
| 果园面积 (千公顷) | Area of Orchards (1 000 hectares)        | 159.5 | 233.6 | 440.0  | 373.4  | 355.8  |
| 苹果园        | Apple Orchards                           | 90.7  | 134.5 | 339.0  | 240.7  | 207.0  |
| 梨园         | Pears Orchards                           | 10.8  | 9.6   | 22.1   | 28.8   | 30.9   |
| 葡萄园        | Grapes Orchards                          | 7.6   | 5.2   | 9.4    | 12.2   | 16.8   |
| 枣园         | Jujube Orchards                          | 29.8  | 28.0  | 28.8   | 40.8   | 41.3   |
| 柿园         | Persimmon Orchards                       | 2.6   | 3.0   | 5.3    | 7.8    | 10.0   |
| 桃园         | Peach Orchards                           | 8.3   | 18.0  | 20.3   | 24.9   | 29.1   |
| 柑桔园        | Citrus Orchards                          | 1.1   | 6.0   | 3.2    | 4.6    | 4.9    |
| 其他果园       | Others                                   | 8.6   | 29.3  | 11.9   | 13.6   | 15.8   |
| <b>产 量</b> | <b>Output</b>                            |       |       |        |        |        |
| 茶叶产量 (吨)   | Output of Tea (ton)                      | 1804  | 3567  | 4521   | 8425   | 9163   |
| 蚕茧产量 (吨)   | Output of Silkworm Cocoons (ton)         | 5049  | 6745  | 20383  | 14565  | 15190  |
| #桑蚕茧       | Mulberry Silkworm Cocoons                | 412   | 1343  | 17606  | 12034  | 12560  |
| 柞蚕茧        | Tussore Silkworm Cocoons                 | 4634  | 5402  | 2777   | 2531   | 2630   |
| 水果产量 (万吨)  | Output of Fruits (10 000 tons)           | 53.33 | 63.92 | 211.66 | 349.42 | 364.73 |
| 苹果         | Apples                                   | 26.05 | 35.85 | 155.34 | 242.77 | 238.90 |
| 梨          | Pears                                    | 4.39  | 3.73  | 11.10  | 26.30  | 33.30  |
| 葡萄         | Grapes                                   | 2.28  | 3.07  | 7.60   | 18.24  | 20.83  |
| 鲜枣         | Jujube                                   | 7.63  | 5.35  | 10.18  | 16.65  | 17.78  |
| 柿          | Persimmon                                | 9.32  | 8.24  | 10.14  | 13.90  | 15.88  |
| 桃          | Peach                                    | 1.76  | 4.71  | 12.79  | 23.14  | 26.63  |
| 柑桔         | Citrus                                   | 0.02  | 0.13  | 0.25   | 1.41   | 2.12   |
| 其他水果       | Others                                   | 1.88  | 2.84  | 4.26   | 7.01   | 9.29   |



## 10-33 各市果园面积 (2000年)

## Area of Orchard by City (2000)

单位:千公顷

(1 000 hectares)

| 市<br>City            | 合计            |                           |                          |                            |                           |                              |                          |
|----------------------|---------------|---------------------------|--------------------------|----------------------------|---------------------------|------------------------------|--------------------------|
|                      | Total         | #苹果园<br>Apple<br>Orchards | #梨园<br>Pears<br>Orchards | #葡萄园<br>Grapes<br>Orchards | #枣园<br>Jujube<br>Orchards | #柿园<br>Persimmon<br>Orchards | #桃园<br>Peach<br>Orchards |
| <b>全 省 Total</b>     | <b>355.83</b> | <b>206.97</b>             | <b>30.87</b>             | <b>16.75</b>               | <b>41.34</b>              | <b>9.95</b>                  | <b>29.11</b>             |
| 郑 州 市 Zhengzhou      | 26.43         | 9.63                      | 1.20                     | 1.93                       | 8.88                      | 0.31                         | 2.59                     |
| 开 封 市 Kaifeng        | 13.15         | 8.83                      | 0.47                     | 0.84                       | 0.53                      | 0.28                         | 1.08                     |
| 洛 阳 市 Luoyang        | 32.50         | 27.75                     | 0.65                     | 0.79                       | 0.69                      | 0.47                         | 1.71                     |
| 平 顶 山 市 Pingdingshan | 7.91          | 4.21                      | 0.67                     | 0.43                       | 0.02                      | 1.02                         | 1.31                     |
| 安 阳 市 Anyang         | 44.86         | 18.57                     | 1.06                     | 0.32                       | 20.35                     | 1.75                         | 1.48                     |
| 鹤 壁 市 Hebi           | 4.74          | 2.58                      | 0.03                     | 0.18                       | 1.68                      | 0.05                         | 0.18                     |
| 新 乡 市 Xinxiang       | 9.41          | 6.88                      | 0.26                     | 0.28                       | 0.04                      | 0.13                         | 1.32                     |
| 焦 作 市 Jiaozuo        | 10.28         | 7.73                      | 0.15                     | 0.70                       | 0.07                      | 0.31                         | 0.66                     |
| 濮 阳 市 Puyang         | 16.58         | 10.79                     | 1.36                     | 1.66                       | 1.42                      | 0.23                         | 0.55                     |
| 许 昌 市 Xuchang        | 7.14          | 4.93                      | 0.30                     | 0.46                       | 0.06                      | 0.14                         | 0.73                     |
| 漯 河 市 Luohe          | 6.70          | 3.21                      | 0.28                     | 1.68                       | 0.01                      | 0.03                         | 1.39                     |
| 三 门 峡 市 Sanmenxia    | 48.86         | 42.74                     | 0.33                     | 0.42                       | 1.98                      | 0.34                         | 0.87                     |
| 南 阳 市 Nanyang        | 46.68         | 16.76                     | 8.16                     | 1.54                       | 1.66                      | 2.57                         | 5.72                     |
| 商 丘 市 Shangqiu       | 43.96         | 29.44                     | 9.43                     | 1.91                       | 0.60                      | 0.77                         | 1.72                     |
| 信 阳 市 Xinyang        | 4.23          | 0.09                      | 1.42                     | 0.52                       | 0.12                      | 0.47                         | 1.35                     |
| 周 口 市 Zhoukou        | 16.19         | 7.53                      | 1.31                     | 1.46                       | 2.30                      | 0.76                         | 2.74                     |
| 驻 马 店 市 Zhumadian    | 13.18         | 2.96                      | 3.54                     | 1.62                       | 0.77                      | 0.29                         | 3.61                     |
| 济 源 市 Jiyuan         | 3.03          | 2.34                      | 0.25                     | 0.01                       | 0.16                      | 0.03                         | 0.10                     |

## 10-34 各市水果产量 (2000年)

## Output of Fruit by City (2000)

单位:吨

(ton)

| 市<br>City            | 合计             |                |               |               |               |                 |               |
|----------------------|----------------|----------------|---------------|---------------|---------------|-----------------|---------------|
|                      | Total          | #苹果<br>Apples  | #梨<br>Pears   | #葡萄<br>Grapes | #枣<br>Jujube  | #柿<br>Persimmon | #桃<br>Peach   |
| <b>全 省 Total</b>     | <b>3647279</b> | <b>2388997</b> | <b>333000</b> | <b>208280</b> | <b>177839</b> | <b>158773</b>   | <b>266274</b> |
| 郑 州 市 Zhengzhou      | 192572         | 73140          | 9517          | 15205         | 39880         | 15815           | 25073         |
| 开 封 市 Kaifeng        | 191291         | 146424         | 5513          | 12362         | 4697          | 3356            | 17328         |
| 洛 阳 市 Luoyang        | 144507         | 102617         | 4960          | 10540         | 1072          | 12583           | 11453         |
| 平 顶 山 市 Pingdingshan | 35634          | 16097          | 2727          | 2165          | 275           | 5076            | 8216          |
| 安 阳 市 Anyang         | 303430         | 170609         | 11096         | 3664          | 72879         | 23659           | 13156         |
| 鹤 壁 市 Hebi           | 35753          | 17586          | 249           | 2443          | 11633         | 1734            | 1809          |
| 新 乡 市 Xinxiang       | 68904          | 43813          | 1313          | 4465          | 359           | 4873            | 8370          |
| 焦 作 市 Jiaozuo        | 151996         | 127777         | 726           | 7761          | 204           | 1703            | 9038          |
| 濮 阳 市 Puyang         | 166386         | 133408         | 3429          | 7631          | 6310          | 3156            | 4496          |
| 许 昌 市 Xuchang        | 51974          | 30892          | 2707          | 7931          | 495           | 1220            | 7744          |
| 漯 河 市 Luohe          | 88437          | 25726          | 2720          | 40023         | 125           | 493             | 19350         |
| 三 门 峡 市 Sanmenxia    | 861951         | 741923         | 5410          | 7369          | 14436         | 49894           | 17896         |
| 南 阳 市 Nanyang        | 207102         | 71210          | 42939         | 10356         | 6334          | 12973           | 25527         |
| 商 丘 市 Shangqiu       | 909841         | 638432         | 190171        | 37450         | 7404          | 6440            | 28333         |
| 信 阳 市 Xinyang        | 36081          | 312            | 15538         | 3468          | 818           | 4490            | 11222         |
| 周 口 市 Zhoukou        | 233930         | 132521         | 18152         | 23902         | 8934          | 7032            | 40789         |
| 驻 马 店 市 Zhumadian    | 53217          | 9135           | 14150         | 11493         | 1872          | 1434            | 15025         |
| 济 源 市 Jiyuan         | 23265          | 16372          | 1678          | 52            | 112           | 2842            | 1449          |

## 10-35 林业生产情况

## Conditions of Forestry Production

| 指 标                | Item   | 1990     | 1995     | 1999     | 2000     |
|--------------------|--|----------|----------|----------|----------|
| <b>营林情况</b>        | <b>Afforestation Conditions</b>                    |          |          |          |          |
| 当年造林面积 (千公顷)       | New Forest Area This Year (1 000 hectares)         | 163.35   | 292.72   | 235.17   | 241.32   |
| 人工造林               | By Manpower  | 126.61   | 255.81   | 201.84   | 206.45   |
| 飞机播种造林             | By Plane   | 36.74    | 36.91    | 33.33    | 34.87    |
| 按用途分的造林面积 (千公顷)    | Afforestation Area by Use (1 000 hectares)         |          |          |          |          |
| 用材林                | Timber Forest                                      | 91.83    | 122.47   | 92.73    | 56.77    |
| #速生丰产林面积           | Speeded-up Forest                                  |          | 13.00    | 14.16    | 18.97    |
| 经济林                | Economic Forest                                    | 40.11    | 102.44   | 61.51    | 69.11    |
| 防护林                | Shelter Forest                                     | 25.19    | 65.95    | 79.54    | 113.80   |
| 薪炭林                | Fuel Forest  | 5.67     | 1.67     | 1.10     | 0.48     |
| 特种用材林              | Special Type Forest                                |          | 0.19     | 0.29     | 1.16     |
| 迹地更新面积 (千公顷)       | Area of Forest Updating (1 000 hectares)           | 9.96     | 18.21    | 18.03    | 10.52    |
| 零星(四旁)植树 (万株)      | Planting Trees Piecemeal (10 000 trees)            | 15125.40 | 25038.34 | 27809.00 | 25806.27 |
| 育苗面积 (千公顷)         | Area of Tending Seedlings (1 000 hectares)         | 23.73    | 24.19    | 15.82    | 18.21    |
| 幼林抚育作业面积<br>(千公顷次) | Area of Tending Growing Forest<br>(1 000 hectares) | 408.55   | 851.95   | 538.50   | 978.01   |
| 成林抚育面积 (千公顷)       | Area of Tending Forest (1 000 hectares)            | 200.90   | 422.70   | 573.60   | 694.79   |
| <b>主要林产品产量</b>     | <b>Output of Major Forest Products</b>             |          |          |          |          |
| 生漆 (吨)             | Lacquer (ton)                                      | 58       | 122      | 207      | 569      |
| 油桐籽 (吨)            | Tung-oil Seeds (ton)                               | 11329    | 16390    | 56407    | 57054    |
| 油茶籽 (吨)            | Tea-oil Seeds (ton)                                | 3565     | 2747     | 11427    | 3270     |
| 乌桕籽 (吨)            | Tallow-seeds (ton)                                 | 1759     | 2172     | 1854     | 1157     |
| 五倍子 (吨)            | Chinese Gall (ton)                                 | 81       | 359      | 298      | 934      |
| 核桃 (吨)             | Walnuts (ton)                                      | 7424     | 13439    | 13428    | 17143    |
| 木耳(按干重计算) (吨)      | Agaric (Calculated by Air-dry Agaric) (ton)        |          | 2713     |          |          |
| 板栗 (吨)             | Chestnut (ton)                                     | 7672     | 27666    | 75834    | 85650    |
| 猕猴桃 (吨)            | Chinese Goosebeery (ton)                           |          | 6043     |          | 15500    |
| 山楂 (吨)             | Hawthorn (ton)                                     |          | 59456    |          | 60000    |
| 花椒 (吨)             | Chinese Prickly Ash (ton)                          |          | 3943     |          | 4481     |
| 白果 (吨)             | Ginkgo (ton)                                       |          | 489      | 1366     | 765      |
| <b>村及村以下竹木采伐量</b>  | <b>Fall of Bamboo and Tree in Rural Areas</b>      |          |          |          |          |
| 木材 (万立方米)          | Wood (10 000 cu.m)                                 | 222.85   | 290.94   | 324.77   | 306.00   |
| 竹材 (万根)            | Bamboo (10 000 units)                              | 14.27    | 39.79    | 71.00    | 158.00   |

## 10-36 各市林业生产情况 (2000年)

### Conditions of Forestry Production by City (2000)

单位: 千公顷

(1 000 hectares)

| 市<br>City            | 当年造林面积                        |                        |                     |                          |                            |                           |
|----------------------|-------------------------------|------------------------|---------------------|--------------------------|----------------------------|---------------------------|
|                      | Current<br>New Forest<br>Area | 人工造林<br>By<br>Manpower | 飞播造林<br>By<br>Plane | #用材林<br>Timber<br>Forest | #经济林<br>Economic<br>Forest | #防护林<br>Shelter<br>Forest |
| <b>全 省 Total</b>     | <b>241.32</b>                 | <b>206.45</b>          | <b>34.87</b>        | <b>56.77</b>             | <b>69.11</b>               | <b>113.80</b>             |
| 郑 州 市 Zhengzhou      | 8.51                          | 8.51                   |                     | 1.47                     | 3.70                       | 3.34                      |
| 开 封 市 Kaifeng        | 0.83                          | 0.83                   |                     | 0.11                     | 0.28                       | 0.44                      |
| 洛 阳 市 Luoyang        | 38.34                         | 32.68                  | 5.66                | 12.12                    | 5.71                       | 20.13                     |
| 平 顶 山 市 Pingdingshan | 6.69                          | 6.69                   |                     | 1.23                     | 4.67                       | 0.78                      |
| 安 阳 市 Anyang         | 6.07                          | 5.35                   | 0.72                | 1.05                     | 1.09                       | 3.94                      |
| 鹤 壁 市 Hebi           | 4.58                          | 4.58                   |                     | 0.30                     | 1.25                       | 2.95                      |
| 新 乡 市 Xinxiang       | 2.85                          | 0.55                   | 2.30                | 0.23                     | 0.54                       | 2.08                      |
| 焦 作 市 Jiaozuo        | 5.43                          | 1.78                   | 3.65                | 1.09                     | 0.82                       | 3.52                      |
| 濮 阳 市 Puyang         | 2.89                          | 2.89                   |                     | 0.72                     | 0.55                       | 1.62                      |
| 许 昌 市 Xuchang        | 1.43                          | 1.43                   |                     | 0.42                     | 0.38                       | 0.63                      |
| 漯 河 市 Luohe          | 0.24                          | 0.24                   |                     | 0.05                     | 0.19                       |                           |
| 三 门 峡 市 Sanmenxia    | 33.75                         | 17.45                  | 16.30               | 5.52                     | 3.19                       | 24.91                     |
| 南 阳 市 Nanyang        | 19.56                         | 16.10                  | 3.46                | 5.35                     | 7.61                       | 6.60                      |
| 商 丘 市 Shangqiu       | 4.77                          | 4.77                   |                     | 0.84                     | 3.34                       | 0.59                      |
| 信 阳 市 Xinyang        | 9.93                          | 9.93                   |                     | 2.10                     | 5.39                       | 2.15                      |
| 周 口 市 Zhoukou        | 4.75                          | 4.75                   |                     | 0.98                     | 3.25                       | 0.52                      |
| 驻 马 店 市 Zhumadian    | 3.17                          | 3.17                   |                     | 1.19                     | 1.09                       | 0.89                      |
| 济 源 市 Jiyuan         | 6.75                          | 3.98                   | 2.77                |                          | 1.05                       | 5.70                      |

| 市<br>City            | #薪炭林<br>Fuel<br>Forest | 迹地更新<br>面 积                   | 零星(四旁)<br>植树(万株)                              | 育苗面积                            | 幼林抚育作业<br>面积(千公顷次)                   | 成林抚育<br>面 积                  |
|----------------------|------------------------|-------------------------------|---|---------------------------------|--------------------------------------|------------------------------|
|                      |                        | Area of<br>Forest<br>Updating | Planting Trees<br>Piecemeal<br>(10 000 trees) | Area of<br>Tending<br>Seedlings | Area of<br>Tending<br>Growing Forest | Area of<br>Tending<br>Forest |
| <b>全 省 Total</b>     | <b>0.48</b>            | <b>10.52</b>                  | <b>25806</b>                                  | <b>18.21</b>                    | <b>978.01</b>                        | <b>694.79</b>                |
| 郑 州 市 Zhengzhou      |                        | 0.10                          | 805   | 0.72                            | 23.94                                | 18.02                        |
| 开 封 市 Kaifeng        |                        | 0.15                          | 1964  | 0.92                            | 20.92                                | 8.79                         |
| 洛 阳 市 Luoyang        | 0.27                   | 3.82                          | 1733  | 1.91                            | 51.10                                | 32.60                        |
| 平 顶 山 市 Pingdingshan |                        | 1.23                          | 1328  | 0.98                            | 22.79                                | 32.63                        |
| 安 阳 市 Anyang         |                        | 0.32                          | 1181  | 0.91                            | 151.60                               | 101.07                       |
| 鹤 壁 市 Hebi           |                        | 0.39                          | 322   | 0.27                            | 1.80                                 | 17.70                        |
| 新 乡 市 Xinxiang       |                        | 0.23                          | 1257  | 0.68                            | 46.78                                | 34.04                        |
| 焦 作 市 Jiaozuo        |                        | 0.01                          | 541   | 0.72                            | 16.40                                | 0.60                         |
| 濮 阳 市 Puyang         |                        |                               | 274   | 0.52                            | 15.95                                | 10.21                        |
| 许 昌 市 Xuchang        |                        | 0.21                          | 1176  | 0.73                            | 50.64                                | 26.70                        |
| 漯 河 市 Luohe          |                        |                               | 551   | 0.29                            | 2.29                                 | 0.38                         |
| 三 门 峡 市 Sanmenxia    | 0.08                   | 0.72                          | 938   | 1.06                            | 30.16                                | 32.34                        |
| 南 阳 市 Nanyang        |                        | 2.12                          | 3443  | 1.85                            | 318.04                               | 207.88                       |
| 商 丘 市 Shangqiu       |                        | 0.05                          | 1472  | 1.65                            | 3.01                                 | 1.35                         |
| 信 阳 市 Xinyang        | 0.13                   | 0.74                          | 2655  | 1.91                            | 88.29                                | 59.70                        |
| 周 口 市 Zhoukou        |                        |                               | 3736  | 1.23                            | 103.74                               | 73.26                        |
| 驻 马 店 市 Zhumadian    |                        | 0.43                          | 2230  | 1.59                            | 27.89                                | 37.52                        |
| 济 源 市 Jiyuan         |                        |                               | 200   | 0.27                            | 2.67                                 |                              |

注: 全省造林面积含当年补植造林面积, 市不含当年补植面积。

a) Current new forest are of Total include recruiting area at this year, it is differ with city.

## 10-37 畜牧业生产情况

## Conditions of Production of Animal Husbandry

| 指 标           | Item   | 1985    | 1990     | 1999     | 2000     |
|---------------|--|---------|----------|----------|----------|
| <b>牲畜年底头数</b> | <b>Number of Livestock at Year-end</b>         |         |          |          |          |
| 大牲畜 (万头)      | Large Animals (10 000 units)                   | 886.35  | 1116.33  | 1448.42  | 1445.73  |
| #役畜           | Draught Animals                                | 664.55  | 798.30   | 530.60   | 482.84   |
| 牛             | Cattle's                                       | 609.86  | 892.50   | 1340.95  | 1340.23  |
| 黄牛            | Scalpers                                       | 577.59  | 857.08   | 1295.01  | 1285.98  |
| 良种及改良乳牛       | Milk Cows of Fine Breed and Improved Varieties | 1.95    | 1.88     | 3.29     | 6.70     |
| 水牛            | Buffalos                                       | 30.32   | 33.54    | 42.65    | 47.55    |
| 马             | Horses   | 58.09   | 39.26    | 28.25    | 29.27    |
| 驴             | Donkeys  | 151.14  | 120.88   | 51.02    | 49.47    |
| 骡             | Mules  | 67.26   | 63.69    | 28.20    | 26.76    |
| 猪 (万头)        | Hogs (10 000 units)                            | 1621.74 | 1750.32  | 3556.43  | 3787.69  |
| 羊 (万只)        | Sheep and Goats (10 000 units)                 | 661.45  | 1279.51  | 2786.28  | 2961.36  |
| 山羊            | Goats  | 534.70  | 1129.54  | 2574.50  | 2730.13  |
| 绵羊            | Sheep  | 126.75  | 149.97   | 211.78   | 231.23   |
| 家禽 (万只)       | Poultry (10 000 units)                         |         | 19849.94 | 39596.96 | 42529.00 |
| 家兔 (万只)       | Feeded Rabbit                                  |         | 361.54   | 1699.36  | 2075.27  |
| <b>畜产品产量</b>  | <b>Output of Livestock Products</b>            |         |          |          |          |
| 猪牛羊出栏头(只)数    | Slaughtered Fattened Hogs,Cattle and Sheep     |         |          |          |          |
| 猪 (万头)        | Hogs (10 000 units)                            | 785.86  | 1182.44  | 4003.17  | 4180.00  |
| 牛 (万头)        | Cattle (10 000 units)                          | 29.91   | 167.87   | 573.46   | 578.00   |
| 羊 (万只)        | Sheep and Goats (10 000 units)                 | 342.53  | 834.00   | 2665.33  | 2903.83  |
| 肉类总产量 (万吨)    | Total Output of Meat (10 000 tons)             | 71.83   | 134.86   | 485.11   | 517.00   |
| #猪牛羊肉         | Pork, Beef and Mutton                          | 67.47   | 123.66   | 426.12   | 452.88   |
| 猪肉            | Pork   | 61.08   | 97.45    | 313.95   | 337.88   |
| 牛肉            | Beef   | 3.01    | 18.16    | 82.21    | 83.00    |
| 羊肉            | Mutton   | 3.38    | 8.05     | 29.96    | 32.00    |
| 禽肉            | Meat of Poultry                                |         | 9.40     | 51.47    | 55.00    |
| 兔肉            | Meat of Rabbit                                 |         | 0.30     | 3.01     | 4.20     |
| 其他畜产品产量       | Output of Other Livestock Products             |         |          |          |          |
| 奶类产量 (吨)      | Output of Milk (ton)                           |         | 74137    | 159350   | 202136   |
| #牛奶           | Cow Milk                                       |         | 26824    | 103397   | 160972   |
| 山羊毛 (吨)       | Goat Wool (ton)                                |         | 1372     | 2360     | 2641     |
| 绵羊毛 (吨)       | Sheep Wool (ton)                               |         | 5373     | 6871     | 7736     |
| #细羊毛          | Fine Wool                                      |         | 2674     | 1321     | 1585     |
| 羊绒 (吨)        | Cashmere (ton)                                 |         | 102      | 184      | 277      |
| 蜂蜜 (吨)        | Honey (ton)                                    |         | 11908    | 15958    | 23105    |
| 禽蛋 (万吨)       | Poultry Eggs (10 000 tons)                     | 37.15   | 59.58    | 251.82   | 270.00   |

## 10-38 各市牲畜饲养情况 (2000年)

## Number of Livestock by City (End of 2000)

| 市 City            | 大牲畜年底头数(万头)<br>Large Animals<br>(year-end)<br>(10 000 units) | #役畜<br>Draught<br>Animal | 牛<br>(万头)<br>Cattle's<br>(10 000<br>units) |                 |              | 马<br>(万头)<br>Horses<br>(10 000<br>units) | 驴<br>(万头)<br>Donkeys<br>(10 000<br>heads) |
|-------------------|--|--------------------------|--|-----------------|--------------|--|---|
|                   |  |                          | #黄牛<br>Scalpers                            | #水牛<br>Buffalos |              |  |   |
| <b>全 省 Total</b>  | <b>1445.73</b>   | <b>482.84</b>            | <b>1340.23</b>                             | <b>1285.98</b>  | <b>47.55</b> | <b>29.27</b>                             | <b>49.47</b>                              |
| 郑州市 Zhengzhou     | 34.41  | 18.58                    | 29.01                                      | 28.01           |              | 1.11                                     | 2.94                                      |
| 开封市 Kaifeng       | 59.42  | 25.73                    | 49.40                                      | 49.08           |              | 2.00                                     | 4.57                                      |
| 洛阳市 Luoyang       | 74.03  | 51.61                    | 72.25                                      | 71.55           |              | 0.40                                     | 0.95                                      |
| 平顶山市 Pingdingshan | 82.25  | 67.33                    | 76.49                                      | 76.37           | 0.02         | 1.88                                     | 2.50                                      |
| 安阳市 Anyang        | 29.51  | 13.12                    | 22.24                                      | 21.96           |              | 1.59                                     | 3.25                                      |
| 鹤壁市 Hebi          | 4.69   | 2.50                     | 3.18                                       | 3.14            |              | 0.22                                     | 0.45                                      |
| 新乡市 Xinxiang      | 51.53  | 27.98                    | 35.22                                      | 34.92           |              | 3.04                                     | 7.14                                      |
| 焦作市 Jiaozuo       | 19.95  | 1.60                     | 18.95                                      | 18.72           |              | 0.07                                     | 0.60                                      |
| 濮阳市 Puyang        | 30.41  | 14.92                    | 16.78                                      | 16.70           |              | 4.62                                     | 6.59                                      |
| 许昌市 Xuchang       | 67.48  | 38.20                    | 63.03                                      | 62.87           |              | 1.30                                     | 1.53                                      |
| 漯河市 Luohe         | 17.66  | 10.20                    | 15.48                                      | 15.30           |              | 0.61                                     | 0.72                                      |
| 三门峡市 Sanmenxia    | 37.65  | 30.09                    | 37.53                                      | 37.36           |              | 0.02                                     | 0.07                                      |
| 南阳市 Nanyang       | 283.03   | 155.17                   | 272.45                                     | 270.04          | 1.49         | 3.76                                     | 5.65                                      |
| 商丘市 Shangqiu      | 149.49   | 26.07                    | 138.89                                     | 138.02          |              | 3.26                                     | 5.81                                      |
| 信阳市 Xinyang       | 97.05  | 64.00                    | 96.44                                      | 43.49           | 52.90        | 0.14                                     | 0.44                                      |
| 周口市 Zhoukou       | 190.21   | 75.05                    | 186.62                                     | 186.54          |              | 1.50                                     | 1.63                                      |
| 驻马店市 Zhumadian    | 196.39   | 111.26                   | 186.55                                     | 185.80          | 0.69         | 2.76                                     | 5.27                                      |
| 济源市 Jiyuan        | 7.97   | 5.15                     | 7.91                                       | 7.88            |              | 0.01                                     | 0.02                                      |

| 市 City            | 骡<br>(万头)<br>Mules<br>(10 000<br>units) | 猪年底头数<br>(万头)<br>Hogs<br>(year-end)<br>(10 000 units) | 羊年底只数<br>(万只)<br>Sheep and Goats<br>(year-end)<br>(10 000 units) | 山羊<br>绵羊       |               | 家禽<br>(万只)<br>Poultry<br>(10 000<br>units) | 兔<br>(万只)<br>Rabbits<br>(10 000<br>units) |
|-------------------|---|---|--|----------------|---------------|--|---|
|                   |   |   |  | 山羊<br>Goats    | 绵羊<br>Sheeps  |  |   |
| <b>全 省 Total</b>  | <b>26.76</b>                            | <b>3787.69</b>  | <b>2961.36</b>   | <b>2730.13</b> | <b>231.23</b> | <b>42529.00</b>                            | <b>2075.27</b>                            |
| 郑州市 Zhengzhou     | 1.83                                    | 153.65  | 76.88  | 65.02          | 11.86         | 2190.20                                    | 102.24                                    |
| 开封市 Kaifeng       | 3.45                                    | 224.37  | 241.22   | 230.71         | 10.51         | 2085.94                                    | 90.25                                     |
| 洛阳市 Luoyang       | 0.43                                    | 166.01  | 77.54  | 56.39          | 21.15         | 1681.97                                    | 51.62                                     |
| 平顶山市 Pingdingshan | 1.38                                    | 201.19  | 112.61   | 82.20          | 30.41         | 1889.68                                    | 82.26                                     |
| 安阳市 Anyang        | 2.43                                    | 143.07  | 96.09  | 78.25          | 17.84         | 2699.50                                    | 228.68                                    |
| 鹤壁市 Hebi          | 0.84                                    | 59.74   | 63.27  | 53.90          | 9.37          | 1328.50                                    | 24.68                                     |
| 新乡市 Xinxiang      | 6.13                                    | 176.82  | 106.83   | 88.21          | 18.62         | 3590.47                                    | 129.31                                    |
| 焦作市 Jiaozuo       | 0.33                                    | 128.34  | 47.07  | 6.12           | 40.95         | 2179.11                                    | 71.84                                     |
| 濮阳市 Puyang        | 2.42                                    | 123.93  | 133.66   | 99.45          | 34.21         | 2574.30                                    | 327.99                                    |
| 许昌市 Xuchang       | 1.62                                    | 217.64  | 118.16   | 108.97         | 9.19          | 1792.31                                    | 110.33                                    |
| 漯河市 Luohe         | 0.85                                    | 150.20  | 32.85  | 31.59          | 1.26          | 1450.65                                    | 235.37                                    |
| 三门峡市 Sanmenxia    | 0.03                                    | 55.68   | 37.77  | 24.97          | 12.80         | 594.70                                     | 30.94                                     |
| 南阳市 Nanyang       | 1.17                                    | 484.04  | 469.20   | 425.71         | 43.49         | 6130.40                                    | 283.13                                    |
| 商丘市 Shangqiu      | 1.53                                    | 386.98  | 530.34   | 524.30         | 6.04          | 3544.64                                    | 70.62                                     |
| 信阳市 Xinyang       | 0.03                                    | 306.80  | 128.07   | 128.06         | 0.01          | 3682.74                                    | 20.41                                     |
| 周口市 Zhoukou       | 0.46                                    | 418.18  | 353.67   | 353.12         | 0.55          | 3192.12                                    | 136.56                                    |
| 驻马店市 Zhumadian    | 1.81                                    | 504.58  | 312.91   | 307.62         | 5.29          | 3882.84                                    | 275.01                                    |
| 济源市 Jiyuan        | 0.03                                    | 21.56   | 13.72  | 8.37           | 5.35          | 240.10                                     | 32.75                                     |

注: 全省数系抽样调查评估数, 不等于市加总(下表同)。

a) Data of whole province are reckoned and estimated by sampling investigation. So provincial figure isn't equal to the figure totalized by city. (The same as next table).

10-39 各市畜产品产量 (2000年)

Output of Livestock Products by City (2000)

| 市<br>City            | 猪牛羊出栏头(只)数<br>Slaughtered Fattened Hogs, Cattle and Sheep |                                   |  | 肉类总产量<br>(万吨)<br>Total Output of Meat |               |               |              |
|----------------------|---|-----------------------------------|--|---------------------------------------|---------------|---------------|--------------|
|                      | 猪(万头)<br>Hogs<br>(10 000 units)                           | 牛(万头)<br>Cattle<br>(10 000 units) | 羊(万只)<br>Sheep and Goats<br>(10 000 heads) | #猪肉<br>Pork                           | #牛肉<br>Beef   | #羊肉<br>Mutton |              |
|                      |   |                                   |  |                                       |               |               |              |
| <b>全 省 Total</b>     | <b>4180.00</b>  | <b>578.00</b>                     | <b>2903.83</b>                             | <b>517.00</b>                         | <b>337.88</b> | <b>83.00</b>  | <b>32.00</b> |
| 郑 州 市 Zhengzhou      | 165.98  | 13.13                             | 69.15                                      | 18.84                                 | 13.27         | 1.28          | 0.84         |
| 开 封 市 Kaifeng        | 256.59  | 23.75                             | 248.12                                     | 28.33                                 | 19.50         | 3.21          | 2.75         |
| 洛 阳 市 Luoyang        | 165.82  | 30.63                             | 53.58                                      | 18.70                                 | 12.60         | 3.68          | 0.62         |
| 平 顶 山 市 Pingdingshan | 223.97  | 34.83                             | 112.29                                     | 27.20                                 | 17.16         | 5.10          | 1.29         |
| 安 阳 市 Anyang         | 129.31  | 8.19                              | 57.22                                      | 15.04                                 | 9.84          | 0.99          | 0.66         |
| 鹤 壁 市 Hebi           | 67.60   | 1.50                              | 61.44                                      | 10.30                                 | 5.14          | 0.19          | 0.73         |
| 新 乡 市 Xinxiang       | 228.20  | 16.08                             | 117.24                                     | 25.79                                 | 17.49         | 2.50          | 1.35         |
| 焦 作 市 Jiaozuo        | 138.70  | 9.61                              | 33.61                                      | 15.95                                 | 10.40         | 1.34          | 0.50         |
| 濮 阳 市 Puyang         | 124.30  | 4.70                              | 138.64                                     | 16.83                                 | 9.83          | 0.66          | 1.73         |
| 许 昌 市 Xuchang        | 298.34  | 23.69                             | 113.46                                     | 29.89                                 | 22.67         | 2.84          | 1.30         |
| 漯 河 市 Luohe          | 219.06  | 8.84                              | 35.57                                      | 20.98                                 | 16.74         | 1.15          | 0.41         |
| 三 门 峡 市 Sanmenxia    | 47.15   | 7.82                              | 16.46                                      | 5.10                                  | 3.58          | 0.94          | 0.19         |
| 南 阳 市 Nanyang        | 520.38  | 122.97                            | 477.27                                     | 68.89                                 | 41.05         | 15.51         | 5.63         |
| 商 丘 市 Shangqiu       | 385.00  | 76.00                             | 519.80                                     | 48.77                                 | 28.11         | 10.22         | 5.72         |
| 信 阳 市 Xinyang        | 333.60  | 23.42                             | 143.06                                     | 42.64                                 | 30.04         | 2.16          | 1.00         |
| 周 口 市 Zhoukou        | 497.53  | 90.29                             | 425.13                                     | 57.60                                 | 36.82         | 11.74         | 4.59         |
| 驻 马 店 市 Zhumadian    | 609.06  | 76.53                             | 270.30                                     | 63.85                                 | 46.21         | 9.19          | 3.26         |
| 济 源 市 Jiyuan         | 22.80   | 3.02                              | 8.30                                       | 2.46                                  | 1.73          | 0.36          | 0.10         |

| 市<br>City            | 奶类总产量<br>(吨)<br>Total Output of Milk (ton) |                    | 蜂 蜜<br>(吨)<br>Honey<br>(ton) | 禽 蛋<br>(吨)<br>Poultry<br>Eggs(ton) | 绵羊毛<br>(吨)<br>Sheep<br>Wool (ton) |             | 山羊毛<br>(吨)<br>Goat<br>Wool (ton) |
|----------------------|--|--------------------|------------------------------|------------------------------------|-----------------------------------|-------------|----------------------------------|
|                      |  | #牛奶<br>Cow<br>Milk |                              |                                    | #细羊毛<br>Fine<br>Wool              |             |                                  |
| <b>全 省 Total</b>     | <b>202136</b>                              | <b>160972</b>      | <b>23105</b>                 | <b>2700000</b>                     | <b>7736</b>                       | <b>1585</b> | <b>2641</b>                      |
| 郑 州 市 Zhengzhou      | 49691                                      | 21129              | 1016                         | 131437                             | 538                               | 233         | 340                              |
| 开 封 市 Kaifeng        | 20738                                      | 14115              | 172                          | 160409                             | 431                               |             | 7                                |
| 洛 阳 市 Luoyang        | 23686                                      | 18108              |                              | 106700                             |                                   |             |                                  |
| 平 顶 山 市 Pingdingshan | 2650                                       | 2640               | 475                          | 98722                              | 898                               | 15          | 262                              |
| 安 阳 市 Anyang         | 6205                                       | 6197               | 593                          | 179948                             | 319                               |             | 50                               |
| 鹤 壁 市 Hebi           | 1040                                       | 1040               | 60                           | 83055                              | 200                               | 200         | 168                              |
| 新 乡 市 Xinxiang       | 9148                                       | 8479               | 134                          | 284497                             | 538                               | 54          | 178                              |
| 焦 作 市 Jiaozuo        | 3979                                       | 3900               | 229                          | 186088                             | 819                               | 56          | 92                               |
| 濮 阳 市 Puyang         | 2736                                       | 2736               | 14                           | 194757                             | 801                               | 46          |                                  |
| 许 昌 市 Xuchang        | 3819                                       | 3460               | 384                          | 121618                             | 880                               | 690         | 235                              |
| 漯 河 市 Luohe          | 3671                                       | 3466               | 221                          | 78039                              | 84                                | 1           |                                  |
| 三 门 峡 市 Sanmenxia    | 5242                                       | 4972               | 614                          | 31190                              | 358                               | 3           | 287                              |
| 南 阳 市 Nanyang        | 46987                                      | 29022              | 11581                        | 320959                             | 1654                              | 330         | 874                              |
| 商 丘 市 Shangqiu       | 16127                                      | 15986              | 55                           | 181721                             | 126                               |             | 82                               |
| 信 阳 市 Xinyang        | 795  | 795                | 2268                         | 147772                             |                                   |             |                                  |
| 周 口 市 Zhoukou        | 3894                                       | 3894               | 20                           | 156200                             | 9                                 |             | 64                               |
| 驻 马 店 市 Zhumadian    | 1367                                       | 1367               | 2908                         | 202066                             | 121                               | 111         |                                  |
| 济 源 市 Jiyuan         | 1070                                       | 1025               | 378                          | 22156                              | 69                                |             | 85                               |

10-40 渔业生产情况  
Basic Indicators of Fishery

| 指 标               | Item                                  | 1985         | 1990          | 1995          | 1999          | 2000          |
|-------------------|---------------------------------------|--------------|---------------|---------------|---------------|---------------|
| <b>水产品产量 (吨)</b>  | <b>Output of Aquatic Products</b>     | <b>63663</b> | <b>104753</b> | <b>180939</b> | <b>288347</b> | <b>321661</b> |
| 按类别分              | By Category                           |              |               |               |               |               |
| 鱼类                | Fish                                  | 62451        | 102167        | 176839        | 278450        | 310762        |
| 虾蟹类               | Shrimps, Prawns and Crabs             | 696          | 1727          | 2274          | 5840          | 6624          |
| 贝类及其他             | Seashell and others                   | 516          | 859           | 1826          | 4057          | 4275          |
| 按生产性质分            | By Production Character               |              |               |               |               |               |
| 天然生产              | Naturally Grown                       | 9909         | 10922         | 11795         | 17036         | 19402         |
| 人工养殖              | Artificially Breed                    | 53754        | 93831         | 169144        | 271311        | 302259        |
| 池塘养殖              | By Pond                               | 43433        | 79294         | 146481        | 225450        | 247535        |
| 湖泊养殖              | By Lake                               | 2036         | 2360          | 2692          | 2710          | 3196          |
| 水库养殖              | By Reservoir                          | 5619         | 9453          | 16404         | 36310         | 44656         |
| 河沟养殖              | By Dyke                               | 1290         | 2173          | 2379          | 4740          | 4873          |
| 其他养殖              | Others                                | 1376         | 551           | 1188          | 2101          | 1999          |
| <b>养殖面积 (千公顷)</b> | <b>Area of Breed (1 000 hectares)</b> | <b>163.6</b> | <b>161.8</b>  | <b>174.3</b>  | <b>186.2</b>  | <b>189.2</b>  |
| 池塘面积              | Pond                                  | 69.4         | 70.8          | 82.2          | 89.5          | 91.7          |
| 湖泊面积              | Lake                                  | 3.0          | 3.7           | 3.6           | 3.0           | 2.9           |
| 水库面积              | Reservoir                             | 86.3         | 81.6          | 84.8          | 89.5          | 90.4          |
| 河沟面积              | Dyke                                  | 3.6          | 3.9           | 3.2           | 3.8           | 3.6           |
| 其他面积              | Others                                | 1.3          | 1.8           | 0.5           | 0.5           | 0.6           |

## 10-41 各市渔业生产情况 (2000年)

### Basic Indicators of Fishery by City (2000)

| 市<br>City            | 水产品产量<br>(吨)                       |                            |                               |               |  |                                 | 养殖面积<br>(千公顷)<br>Area of<br>Breed<br>(1 000 hectares) |
|----------------------|------------------------------------|----------------------------|-------------------------------|---------------|--|---------------------------------|---|
|                      | Total Aquatic<br>Products<br>(ton) | 天然生产<br>Naturally<br>Grown | 人工养殖<br>Artificially<br>Breed | 鱼类<br>Fish    | 虾蟹类<br>Shrimps,<br>Prawns<br>and Crabs | 贝类及其他<br>Seashell<br>and others |   |
| <b>全 省 Total</b>     | <b>321661</b>                      | <b>19402</b>               | <b>302259</b>                 | <b>310762</b> | <b>6624</b>                            | <b>4275</b>                     | <b>189.15</b>   |
| 郑 州 市 Zhengzhou      | 40803                              | 44                         | 40759                         | 40553         | 207                                    | 43                              | 5.87  |
| 开 封 市 Kaifeng        | 12080                              | 596                        | 11484                         | 11845         | 56                                     | 179                             | 3.06  |
| 洛 阳 市 Luoyang        | 10500                              | 697                        | 9803                          | 10489         |  | 11                              | 6.51  |
| 平 顶 山 市 Pingdingshan | 6756                               | 211                        | 6545                          | 6515          | 180                                    | 61                              | 12.38   |
| 安 阳 市 Anyang         | 2332                               | 170                        | 2162                          | 2322          |  | 10                              | 1.12  |
| 鹤 壁 市 Hebi           | 2220                               | 222                        | 1998                          | 2163          | 30                                     | 27                              | 0.64  |
| 新 乡 市 Xinxiang       | 16392                              | 1295                       | 15097                         | 16342         | 30                                     | 20                              | 3.51  |
| 焦 作 市 Jiaozuo        | 4040                               | 50                         | 3990                          | 3929          | 86                                     | 25                              | 1.22  |
| 濮 阳 市 Puyang         | 5209                               | 350                        | 4859                          | 5190          | 17                                     | 2                               | 1.46  |
| 许 昌 市 Xuchang        | 4915                               | 223                        | 4692                          | 4867          |  | 48                              | 2.00  |
| 漯 河 市 Luohe          | 3560                               | 550                        | 3010                          | 3496          | 32                                     | 32                              | 1.29  |
| 三 门 峡 市 Sanmenxia    | 2111                               | 344                        | 1767                          | 2106          |  | 5                               | 1.56  |
| 南 阳 市 Nanyang        | 47221                              | 2339                       | 44882                         | 44094         | 2057                                   | 1070                            | 44.57   |
| 商 丘 市 Shangqiu       | 20917                              | 279                        | 20638                         | 20470         | 126                                    | 321                             | 6.70  |
| 信 阳 市 Xinyang        | 91641                              | 7313                       | 84328                         | 86054         | 3125                                   | 2462                            | 61.42   |
| 周 口 市 Zhoukou        | 21935                              | 3210                       | 18725                         | 21645         | 228                                    | 62                              | 7.27  |
| 驻 马 店 市 Zhumadian    | 27829                              | 1469                       | 26360                         | 26792         | 450                                    | 587                             | 28.24   |
| 济 源 市 Jiyuan         | 1200                               | 40                         | 1160                          | 1190          |  | 10                              | 0.32  |

## 10-42 农民家庭平均每人出售的主要农林产品

### Major Farm Crops Saled Per Rural Households

本表为农村住户抽样调查资料 (下表同)。

Data in this table are obtained from the sample surveys on rural households. The same as next table.

单位: 千克

(kg)

| 指 标<br>Item              | 1985   | 1990   | 1995   | 1999   | 2000   |
|--------------------------|--------|--------|--------|--------|--------|
| 粮 食<br>Grain             | 114.05 | 140.78 | 130.98 | 212.93 | 272.67 |
| 棉 花<br>Cotton            | 7.80   | 7.68   | 6.43   | 8.18   | 7.28   |
| 油 料<br>Oil-bearing Crops | 12.36  | 16.11  | 18.80  | 34.94  | 35.60  |
| 麻 类<br>Fiber Crops       | 9.48   | 7.72   | 4.70   | 1.27   | 1.81   |
| 烟 叶<br>Tobacco           | 5.97   | 4.05   | 2.13   | 3.62   | 2.11   |
| 蔬 菜<br>Vegetables        | 28.83  | 44.34  | 56.32  | 104.21 | 95.93  |
| 水 果<br>Fruits            | 3.52   | 5.45   | 13.14  | 37.89  | 34.60  |
| 茶 叶<br>Tea               | 0.01   | 0.01   | 0.00   | 0.00   | 0.01   |



### 10-43 农民家庭平均每人出售畜禽产品情况

#### Per Capita Annual Sales of Livestock and Poultry Products of Rural Households

| 项 目     | Item                  | 1980  | 1985 | 1990  | 1995 | 1999 | 2000 |
|---------|-----------------------|-------|------|-------|------|------|------|
| 肉猪(头)   | Hogs (unit)           | 0.15  | 0.10 | 0.12  | 0.15 | 0.26 | 0.36 |
| 猪肉(公斤)  | Pork (kg)             | 11.34 | 7.98 | 10.96 | 0.34 | 0.41 | 0.37 |
| 肉牛(头)   | Cattle (unit)         |       |      |       | 0.01 | 0.02 | 0.02 |
| 牛肉(公斤)  | Beef (kg)             | 0.09  | 0.50 | 1.45  | 0.00 | 0.00 | 0.01 |
| 菜羊(只)   | Sheep and Goat (unit) | 0.10  | 0.08 | 0.11  | 0.10 | 0.08 | 0.11 |
| 羊肉(公斤)  | Mutton (kg)           | 0.97  | 0.78 | 1.15  | 0.01 | 0.01 | 0.01 |
| 家禽(只)   | Poultry (unit)        | 0.55  | 0.56 | 0.61  | 0.45 | 0.79 | 2.19 |
| 蛋类(公斤)  | Poultry Eggs (kg)     | 1.44  | 2.14 | 1.80  | 2.07 | 4.60 | 7.42 |
| 水产品(公斤) | Aquatic Products (kg) |       | 0.28 | 0.75  | 0.33 | 0.56 | 3.23 |

注: 1993年以前出售猪肉、牛肉、羊肉的数量, 包括出售猪、牛、羊的毛重按胴体重折肉量。

a)Pork,beef and mutton sold before 1993 contained converted meat through selling pigs ,oxen and sheep.

### 10-44 农作物受灾和成灾情况

#### Areas Covered and Affected of Corps by Natural Disaster

| 指 标       | Item                             | 1994   | 1995   | 1999   | 2000   |
|-----------|----------------------------------|--------|--------|--------|--------|
| 受灾面积(千公顷) | Areas Covered (1 000 hectares)   | 8687.2 | 5859.0 | 7049.3 | 6604.6 |
| #成灾       | Affected                         | 5915.5 | 3686.9 | 4382.4 | 4571.6 |
| 旱灾        | Drought                          | 6409.1 | 3061.2 | 5374.1 | 2998.7 |
| #成灾       | Affected                         | 4515.5 | 1962.6 | 3459.2 | 2081.4 |
| 水灾        | Flood                            | 568.1  | 509.1  | 213.7  | 3201.8 |
| #成灾       | Affected                         | 423.8  | 345.2  | 120.4  | 2273.0 |
| 风雹灾       | Wind and Hailstone               | 406.8  | 465.1  | 829.0  | 175.6  |
| #成灾       | Affected                         | 250.2  | 330.1  | 468.0  | 118.8  |
| 霜灾        | Frost                            | 311.9  | 449.2  | 41.6   | 18.5   |
| #成灾       | Affected                         | 172.8  | 250.2  | 18.2   | 2.3    |
| 病虫        | Diseases and Insect              | 949.2  | 1233.9 | 590.9  | 210.0  |
| #成灾       | Affected                         | 532.4  | 708.6  | 316.6  | 96.1   |
| 其他        | Others                           | 42.0   | 140.6  |        |        |
| #成灾       | Affected                         | 20.8   | 90.3   |        |        |
| 减产粮食(万吨)  | Reduction of Grain (10 000 tons) |        |        | 813.55 | 966.11 |

10-45 各市农作物受灾和成灾情况 (2000年)

Areas Covered and Affected of Crops by Natural Disaster by City (2000)

单位: 千公顷

(1 000 hectares)

| 市<br>City            | 受灾面积             |               | 成灾面积占<br>受灾面积%<br>Percentage<br>of Disaster Areas<br>Affected to<br>Areas Covered | #水灾面积         |                 |
|----------------------|------------------|---------------|---|---------------|-----------------|
|                      | Areas<br>Covered | #成灾面积         |   | Areas Flood   |                 |
|                      |                  |               | Areas<br>Affected   | 受灾<br>Covered | #成灾<br>Affected |
| <b>全 省 Total</b>     | <b>6604.6</b>    | <b>4571.6</b> | <b>69.2</b>   | <b>3201.8</b> | <b>2273.0</b>   |
| 郑 州 市 Zhengzhou      | 183.1            | 136.8         | 74.7  | 69.6          | 63.4            |
| 开 封 市 Kaifeng        | 407.7            | 307.6         | 75.4  | 181.2         | 130.6           |
| 洛 阳 市 Luoyang        | 249.1            | 192.1         | 77.1  | 42.8          | 30.2            |
| 平 顶 山 市 Pingdingshan | 360.3            | 232.5         | 64.5  | 201.8         | 132.9           |
| 安 阳 市 Anyang         | 435.2            | 217.9         | 50.1  | 101.0         | 83.5            |
| 鹤 壁 市 Hebi           | 105.7            | 55.6          | 52.6  | 51.7          | 31.8            |
| 新 乡 市 Xinxiang       | 318.1            | 236.4         | 74.3  | 201.7         | 153.7           |
| 焦 作 市 Jiaozuo        | 111.0            | 60.3          | 54.3  | 18.9          | 13.8            |
| 濮 阳 市 Puyang         | 151.0            | 115.1         | 76.2  | 98.1          | 81.7            |
| 许 昌 市 Xuchang        | 344.7            | 194.9         | 56.5  | 127.3         | 66.9            |
| 漯 河 市 Luohe          | 258.1            | 171.9         | 66.6  | 116.0         | 85.0            |
| 三 门 峡 市 Sanmenxia    | 149.1            | 103.4         | 69.3  | 12.6          | 5.1             |
| 南 阳 市 Nanyang        | 1029.5           | 766.4         | 74.4  | 553.0         | 427.7           |
| 商 丘 市 Shangqiu       | 399.5            | 268.7         | 67.3  | 265.8         | 181.5           |
| 信 阳 市 Xinyang        | 528.2            | 353.6         | 66.9  | 85.6          | 39.7            |
| 周 口 市 Zhoukou        | 396.0            | 240.5         | 60.7  | 395.0         | 239.5           |
| 驻 马 店 市 Zhumadian    | 1156.3           | 907.4         | 78.5  | 669.7         | 503.5           |
| 济 源 市 Jiyuan         | 22.0             | 10.5          | 47.7  | 10.0          | 2.5             |

| 市<br>City            | #旱灾面积         |                 | #病虫害面积                       |                 | 减产粮食<br>(万吨)<br>Reduction<br>of Grain<br>(10 000 tons) |
|----------------------|---------------|-----------------|------------------------------|-----------------|--|
|                      | Areas Drought |                 | Areas of Diseases and Insect |                 |  |
|                      | 受灾<br>Covered | #成灾<br>Affected | 受灾<br>Covered                | #成灾<br>Affected |  |
| <b>全 省 Total</b>     | <b>2998.7</b> | <b>2081.4</b>   | <b>210.0</b>                 | <b>96.1</b>     | <b>966.11</b>  |
| 郑 州 市 Zhengzhou      | 88.7          | 70.9            | 4.1                          | 2.0             | 31.24  |
| 开 封 市 Kaifeng        | 176.2         | 136.7           | 42.0                         | 32.6            | 68.97  |
| 洛 阳 市 Luoyang        | 173.8         | 144.8           | 16.8                         | 8.3             | 35.45  |
| 平 顶 山 市 Pingdingshan | 158.6         | 99.6            |                              |                 | 34.85  |
| 安 阳 市 Anyang         | 208.0         | 74.9            | 43.0                         | 4.8             | 59.61  |
| 鹤 壁 市 Hebi           | 31.1          | 14.7            | 8.2                          | 2.8             | 19.92  |
| 新 乡 市 Xinxiang       | 90.2          | 67.2            | 5.0                          | 2.6             | 74.72  |
| 焦 作 市 Jiaozuo        | 54.6          | 28.0            | 24.7                         | 14.2            | 16.38  |
| 濮 阳 市 Puyang         | 49.5          | 30.7            | 2.1                          | 1.7             | 36.95  |
| 许 昌 市 Xuchang        | 217.3         | 128.0           |                              |                 | 53.80  |
| 漯 河 市 Luohe          | 128.5         | 78.7            | 13.6                         | 8.2             | 51.10  |
| 三 门 峡 市 Sanmenxia    | 121.9         | 89.7            |                              |                 | 12.49  |
| 南 阳 市 Nanyang        | 467.3         | 331.8           |                              |                 | 136.01   |
| 商 丘 市 Shangqiu       | 123.0         | 79.3            |                              |                 | 54.23  |
| 信 阳 市 Xinyang        | 411.4         | 294.4           | 50.5                         | 18.9            | 63.69  |
| 周 口 市 Zhoukou        |               |                 |                              |                 | 23.98  |
| 驻 马 店 市 Zhumadian    | 486.6         | 404.0           |                              |                 | 188.31   |
| 济 源 市 Jiyuan         | 12.0          | 8.0             |                              |                 | 4.40   |

## 10-46 农垦系统国有农场基本情况

## Main Indicators of Farmland Reclamation System

| 指 标                   | Item  | 1985         | 1990         | 1995         | 1999         | 2000         |
|-----------------------|---|--------------|--------------|--------------|--------------|--------------|
| <b>农场数 (个)</b>        | <b>Number of Farms (unit)</b>                               | <b>94</b>    | <b>96</b>    | <b>97</b>    | <b>97</b>    | <b>97</b>    |
| # 盈利农场个数              | Payoff  | 77           | 84           | 79           | 51           | 52           |
| 国有经济从业人员 (人)          | Employed Persons of State-owned Units (person)              | 39875        | 40218        | 43494        | 44538        | 43707        |
| 盈亏总额 (万元)             | Amount of Profit and Loss (10 000 yuan)                     | 778          | 500          | 1875         | -1379        | -1274        |
| <b>耕地面积 (千公顷)</b>     | <b>Cultivated Area (1000 hectares)</b>                      | <b>20.8</b>  | <b>21.9</b>  | <b>20.5</b>  | <b>23.9</b>  | <b>23.8</b>  |
| <b>农业机械总动力 (万千瓦)</b>  | <b>Total Power of Agricultural Machinery (10 000 watts)</b> | <b>9333</b>  | <b>12842</b> | <b>13897</b> | <b>16470</b> | <b>17090</b> |
| 大中型农用拖拉机 (台)          | Large and Medium Agricultural Tractors (unit)               | 936          | 911          | 797          | 776          | 755          |
| (万千瓦)                 | (10 000 watts)  | 3784         | 3573         | 3675         | 3929         | 3790         |
| 小型及手扶拖拉机 (台)          | Mini and Walking Agricultural Tractors (unit)               | 500          | 2698         | 3697         | 4711         | 5277         |
| (万千瓦)                 | (10 000 watts)  | 443          | 2549         | 3709         | 4874         | 5128         |
| 农用排灌动力机械 (台)          | Machinery for Agricultural Drainage and Irrigation (unit)   | 2279         | 2665         | 3195         | 2884         | 3334         |
| (万千瓦)                 | (10 000 watts)  | 1995         | 2197         | 2079         | 2333         | 2621         |
| 联合收割机 (台)             | Combine Harvesters (unit)                                   | 294          | 321          | 346          | 453          | 476          |
| 农用载重汽车 (辆)            | Trucks for Agricultural Use (unit)                          |              |              |              | 102          | 118          |
| 农用化肥施用实物量 (吨)         | Consumption of Chemical Fertilizers (ton)                   | 19563        | 32503        | 43041        | 42250        | 44935        |
| 农场用电量 (万千瓦小时)         | Electricity Consumption in Farm (10 000 kwh)                | 1714         | 4738         | 3233         | 6876         | 6671         |
| <b>农业总产值</b>          | <b>Gross Agricultural Output Value</b>                      |              |              |              |              |              |
| 按当年价格计算 (万元)          | Calculated at current prices (1 000 yuan)                   | 5124         | 14084        | 43278        | 49171        | 43527        |
| 按1990年不变价格计算 (万元)     | Calculated at 1990 prices (1 000 yuan)                      | 8258         | 14383        | 22127        | 27291        | 25417        |
| <b>农作物总播种面积 (千公顷)</b> | <b>Sown Area of Farm Crops (1 000 hectares)</b>             | <b>29.3</b>  | <b>36.1</b>  | <b>38.5</b>  | <b>43.3</b>  | <b>43.4</b>  |
| # 粮食作物播种面积 (千公顷)      | Sown Area of Grain (1 000 hectares)                         | 23.3         | 31.6         | 32.8         | 36.3         | 35.0         |
| 每公顷产量 (公斤)            | Output of Per hectare (kg)                                  | 3013         | 3464         | 4180         | 4510         | 4037         |
| 总产量 (吨)               | Total Output (ton)  | 70213        | 109476       | 136902       | 163499       | 141289       |
| # 棉花播种面积 (千公顷)        | Sown Area of Cotton (1 000 hectares)                        | 1.6          | 1.3          | 1.2          | 1.2          | 1.6          |
| 每公顷产量 (公斤)            | Output of Per hectare (kg)                                  | 693          | 751          | 679          | 892          | 674          |
| 总产量 (吨)               | Total Output (ton)  | 1109         | 976          | 782          | 1059         | 1085         |
| # 油料播种面积 (千公顷)        | Sown Area of Oil-bearing Crops (1 000 hectares)             | 1.8          | 2.2          | 3.7          | 5.0          | 5.7          |
| 每公顷产量 (公斤)            | Output of Per hectare (kg)                                  | 1331         | 1863         | 2290         | 3100         | 2223         |
| 总产量 (吨)               | Total Output (ton)  | 2397         | 4100         | 8508         | 15587        | 12607        |
| <b>年末实有果园面积 (千公顷)</b> | <b>Area of Orchards (year-end) (1 000 hectares)</b>         | <b>3.7</b>   | <b>3.9</b>   | <b>3.3</b>   | <b>2.0</b>   | <b>1.8</b>   |
| 水果总产量 (吨)             | Output of Fruits (ton)                                      | 13788        | 19677        | 31385        | 16084        | 17326        |
| # 苹果                  | Apples  | 9714         | 1457         | 25902        | 7680         | 7416         |
| 葡萄                    | Grapes  | 2368         | 3204         | 2219         | 2289         | 2166         |
| 梨                     | Pears   | 1535         | 2277         | 2334         | 5858         | 6823         |
| <b>当年造林面积 (公顷)</b>    | <b>Afforestation Area This Year (hectare)</b>               | <b>212.7</b> | <b>80.3</b>  | <b>22.0</b>  | <b>38.5</b>  | <b>101.0</b> |

## 主要统计指标解释

**农林牧渔业总产值** 指以货币表现的农、林、牧、渔业全部产品的总量，它反映一定时期内农业生产总规模和总成果。农业总产值的计算方法通常是按农林牧渔业产品及其副产品的产量分别乘以各自单位产品价格求得；少数生产周期较长，当年没有产品或产品产量不易统计的，则采用间接方法匡算其产值；然后将四业产品产值相加即为农业总产值。1957年以前的农业总产值中包括了厩肥和农民自给性手工业(如农民自制衣服、鞋、袜，自己从事粮食初步加工等)。1958年及以后的农业总产值，林业中增加了村及村以下竹木采伐产值；牧业中取消了厩肥产值；副业中取消了农民自给性手工业产值，增加了村及村以下办的工业产值；渔业中增加了海洋捕捞水产品产值。1980年及以后的农业总产值，在副业中增加了农民家庭兼营工业商品部分的产值。从1984年起村及村以下工业产值划归工业。从1993年起取消副业，将野生动物的捕猎划入牧业、野生植物采集和农民家庭兼营商品性工业划归农业。

**粮食产量** 指全社会的产量。包括国有经济经营的、集体统一经营的和农民家庭经营的粮食产量，还包括工矿企业办的农场和其他生产单位的产量。粮食除包括稻谷、小麦、玉米、高粱、谷子及其他杂粮外，还包括薯类和豆类。其产量计算方法，豆类按去豆荚后的干豆计算；薯类(包括甘薯和马铃薯，不包括芋头和木薯)1963年以前按每4公斤鲜薯折1公斤粮食计算，从1964年开始改为按5公斤鲜薯折1公斤粮食计算。城市郊区作为蔬菜的薯类(如马铃薯等)按鲜品计算，并且不作粮食统计。其他粮食一律按脱粒后的原粮计算。

**油料产量** 指全部油料作物的生产量。包括花生、油菜籽、芝麻、向日葵籽、胡麻籽(亚麻籽)和其他油料。不包括大豆、木本油料和野生油料。花生以带壳干花生计算。

**水产品产量** 指人工养殖的水产品和天然生长的水产品的捕捞量。包括海水的鱼类、虾蟹类、贝类和藻类以及内陆水域的鱼类、虾蟹类和贝类，不包括淡水水生植物。

**猪、牛、羊肉产量** 指当年出栏并已屠宰、除去头蹄下水后带骨肉(即胴体重)的重量。

**期初(末)畜禽存栏头(只)数** 指报告期初(末)农村各种合作经济组织和国营农场、农民个人、机关、团体、学校、工矿企业、部队等单位以及城镇居民饲养的大牲畜、猪、羊、家禽等畜禽的存栏数。

**耕地面积** 指可以用来种植农作物、经常进行耕锄的田地，包括熟地、当年新开荒地、连续撂荒未满三年的耕地和当年的休闲地(轮歇地)，还包括以种植农作物为主并附种种植桑树、茶树、果树和其他林木的土地，以及沿海、沿湖地区已围垦利用的“海涂”、“湖田”等面积。不包括属于专业性的桑园、茶园、果园、果木苗圃、林地、芦苇地、天然或人工草地面积。

**农作物播种面积** 指实际播种或移植有农作物的面积。凡是实际种植有农作物的面积，不论种植在耕地上还是种植在非耕地上，均包括在农作物播种面积中。在播种季节基本结束后，因遭灾而重新改种和补种的农作物面积，也包括在内。

**有效灌溉面积** 指具有一定的水源，地块比较平整，灌溉工程或设备已经配套，在一般年景下当年能够进行正常灌溉的耕地面积。

**农用化肥施用量** 指本年内实际用于农业生产的化肥数量，包括氮肥、磷肥、钾肥和复合肥。化肥施用量要求按折纯量计算数量。折纯量是指把氮肥、磷肥、钾肥分别按含氮、含五氧化二磷、含氧化钾的百分之一百成份进行折算后的数量。复合肥按其所含主要成分折算。

**农业机械总动力** 指主要用于农、林、牧、渔业的各种动力机械的动力总和。包括耕作机械、排灌机械、收获机械、农用运输机械、植物保护机械、牧业机械、林业机械、渔业机械和其他农业机械〔内燃机按引擎马力折成瓦(特)计算、电动机按功率折成瓦(特)计算〕。不包括专门用于乡镇、村、组办工业、基本建设、非农业运输、科学试验和教学等非农业生产方面用的动力机械与作业机械。

**农林牧渔业劳动力** 指全社会直接参加农林牧渔业生产活动的劳动力。

## Explanatory Notes on Main Statistical Indicators

**Gross Output Value of Farming, Forestry, Animal Husbandry and Fishery** refers to the total value of products of farming, forestry, animal husbandry and fishery, which reflects the total scale and result of agricultural production during a given period. Gross output value of agriculture is obtained by first multiplying the output of each product or by product by its price, resulting in the output value of each single item. For a small number of products, annual output of which is not available or difficult to get due to the long production growing process involved, the output value is estimated through an indirect approach. The sum of output value of all products of farming, forestry, animal husbandry, and fishery is then equal to the gross output value of agriculture. Prior to 1957, China's gross agricultural output value included barnyard manure and handicraft products for self-consumption (clothes, shoes, stockings, and initial grain processing undertaken by peasants). Since 1958, cutting and felling of bamboo and trees by villages and other cooperative organizations under villages have been included in forestry; value of barnyard manure has been excluded from animal husbandry; self consumed handicrafts has been excluded from sideline occupations, while the output value of industries run by villages and cooperative organizations under village had been included in sideline occupations and the output value of fish catches by motor fishing boats has been added to fishery. Since 1980, the value of handicraft products made for sale by individuals in households had been added to sideline occupations. Since 1984, industries run by villages and under villages have been included in the sector of industry. Since 1993, the subdivision of sideline occupations has been canceled, and the hunting of wild animals has been classified into animal husbandry, and the gathering of wild plants and commodity industry run by rural household have been included in farming.

**Grain Yield** refers to the yield in the whole country including grains produced by state farms, collective units, industrial enterprises and mines. Grain includes rice, wheat, corn, sorghum, millet and other miscellaneous grains as well as tubers and beans. Output of beans refers to dry beans without pods. The output of tubers (sweet potatoes and potatoes, not including taros and cassava) was converted into that of grain at the ratio 4:1, i.e. 4 kilograms of fresh tubers was equivalent to 1 kilogram of grain up to 1963. Since 1964 the ratio for conversion has been 5:1. Tubers supplied as vegetables (such as potatoes) in cities and suburbs are calculated as fresh vegetables and their output is not included in the output of grain. Output of all other grains refers to husked grain.

**Yield of Oil-bearing Crops** refers to the total yield of oil-bearing crops of various kinds, including peanuts, (dry, in shell) rapeseeds, sesame, sunflower seeds, flax seeds, and other oil-bearing crops. Soybeans, oil-bearing woody plants, and wild oil-bearing crops are not included.

**Output of Aquatic Products** refers to catches of both artificially cultured and naturally grown aquatic products, including fish, shrimps, crabs and shellfish in sea and inland water as well as seaweed. Freshwater plants are not included.

**Output of Pork, Beef, and Mutton** refers to the meat of slaughtered hogs, cattle, sheep and goats with head, feet, and offal taken away.

**Number of Livestock or Poultry in Stock at Beginning (or End)** refers to the total number of large animals, pigs, sheep, fowls, etc. raised by rural cooperative organizations, state farms, rural individuals, government agencies, schools, industrial and mining enterprises, army, and urban residents at the beginning (or end) of the reference period.

**Cultivated Area (Area under cultivation)** refers to farmland which is plowed constantly for growing crops, including cultivated land, newly cultivated land in the current year, farmland left without cultivation for less than three years and fallow land in the current year, rotation land, rotation land of grass and crops, farmland with some fruit trees, mulberry trees and other trees and cultivated seashore land, lake land, and etc. The land of mulberry fields, tea plantations, orchards, nurseries of young plants, forest land, reed land, natural and man-made grassland and other land are not included in cultivated land.

**Sown Area of Crops** refers to area of land sown or transplanted with crops regardless of being in cultivated area or non cultivated area. Area of land re-sown due to natural disasters is also included.

**Irrigated Area** refers to areas that are effectively irrigated, i.e. level land, which has water source and complete sets of irrigation facilities to lift and move adequate water for irrigation purpose under normal conditions.


**Consumption of Chemical Fertilizers in Agriculture** refers to the quantity of chemical fertilizers applied in agriculture in the year, including nitrogenous fertilizer, phosphate fertilizer, potash fertilizer, and compound fertilizer. The consumption of chemical

fertilizers is required in calculation to convert the gross weight into weight containing 100% effective component (e.g. 100% nitrogen content in nitrogenous fertilizer, 100% phosphorous-pent oxide contents in phosphate fertilizer, 100% potassium oxide contents in potash fertilizer). Compound fertilizer is converted with its major component.


**Total Power of Farm Machinery** refers to total mechanical power of machinery used in farming, forestry, animal husbandry, and fishery, including ploughing, irrigation and drainage, harvesting, transport, plant protection, stock breeding, forestry and fishery. The power of internal combustion engines is required to convert horsepower into watts and the power of electric motors is required to be converted into watts. Machinery employed for non agricultural purposes, such as the machines used in township run and village-run industry, construction, non agricultural transport, scientific experiments and teaching, is excluded.

**Labour Force Engaged in Farming, Forestry, Animal Husbandry and Fishery** refers to the total laborers who are directly engaged in production of farming, forestry, animal husbandry and fishery.





工业总产值构成 (%)  
Composition of Gross Output Value of Industry (%)





工业总产值企业规模构成 (%)  
Composition of Size of Enterprises Output Value of Industry (%)



Industry



工业总产值指数 (%) (1952年=100)  
Indices of Gross Output Value of Industry (%) (1952=100)



河南统计年鉴  
HENAN STATISTICAL YEARBOOK




**编 者：**王舒玲 李 轲 姚新建

*Editors: Wang Shuling Li Ke Yao Xinjian*

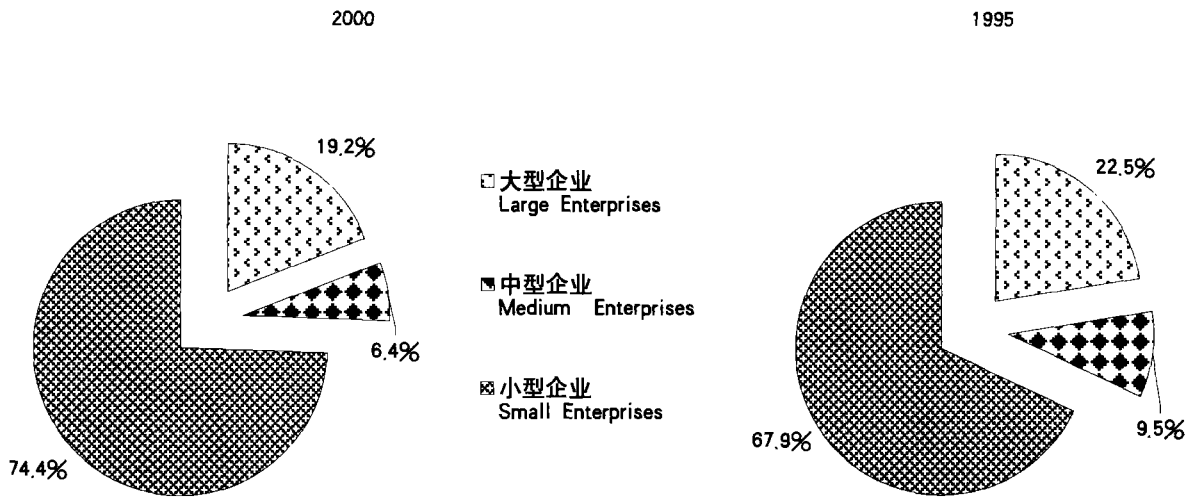
**英文翻译：**何卓亚

*English translator: He Zhuoya*

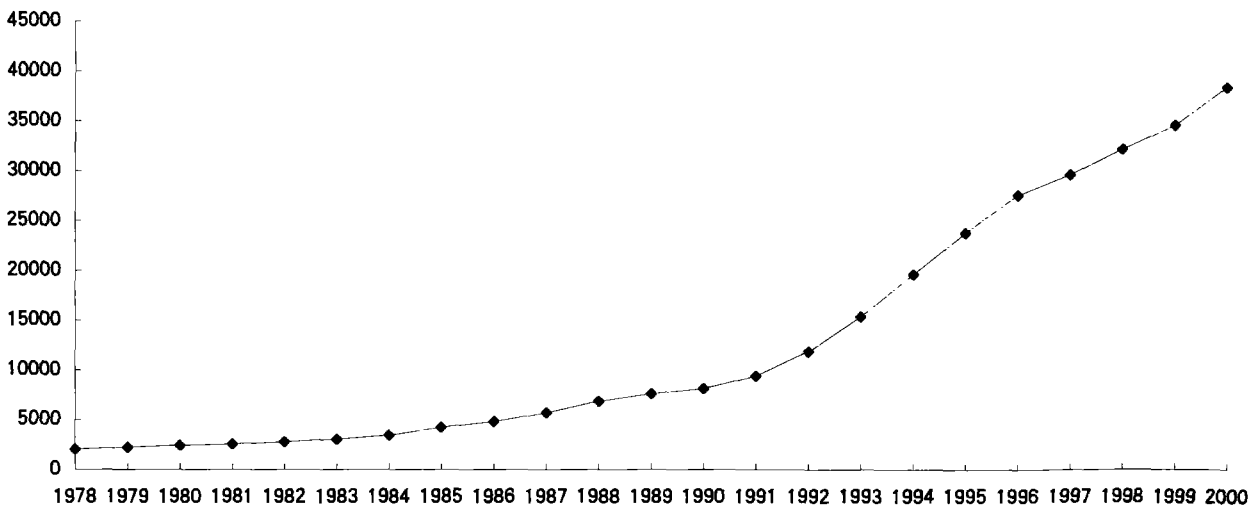
工业总产值构成 (%)  
Composition of Gross Output Value of Industry (%)



工业总产值企业规模构成 (%)  
Composition of Size of Enterprises at Gross Output Value of Industry (%)



工业总产值指数 (%) (1952年=100)  
Indices of Gross Output Value of Industry (%) (1952=100)



# 11-1 历年工业总产值

## Gross Industrial Output Value over the Years

本表按当年价格计算。

Data in this table are calculated at current prices.

单位: 亿元

(100 million yuan)

| 年份<br>Year | 工业总产值                         |                      |                           |                           |  |                                      |                                      |
|------------|-------------------------------|----------------------|---------------------------|---------------------------|--|--------------------------------------|--------------------------------------|
|            | Gross Industrial Output Value | State-owned Industry | Collective-owned Industry | Individual Owned Industry | 其他各种经济类型<br>Industry of Other Types of Ownership | 轻工业<br>Enterprises of Light Industry | 重工业<br>Enterprises of Heavy Industry |
| 1949       | 2.98                          | 0.25                 | 0.65                      | 1.71                      | 0.37   | 2.49                                 | 0.49                                 |
| 1950       | 4.33                          | 0.55                 | 0.73                      | 2.46                      | 0.59   | 3.53                                 | 0.80                                 |
| 1951       | 6.25                          | 1.12                 | 0.85                      | 3.49                      | 0.79   | 5.03                                 | 1.22                                 |
| 1952       | 9.98                          | 2.40                 | 1.25                      | 5.09                      | 1.24   | 8.15                                 | 1.83                                 |
| 1953       | 11.90                         | 3.23                 | 1.63                      | 5.52                      | 1.52   | 9.65                                 | 2.25                                 |
| 1954       | 13.65                         | 4.60                 | 2.23                      | 5.25                      | 1.57   | 10.76                                | 2.89                                 |
| 1955       | 14.49                         | 5.77                 | 2.89                      | 4.40                      | 1.43   | 11.11                                | 3.38                                 |
| 1956       | 16.11                         | 8.44                 | 4.39                      | 1.68                      | 1.60   | 11.52                                | 4.59                                 |
| 1957       | 16.63                         | 7.50                 | 4.80                      | 2.26                      | 2.07   | 11.91                                | 4.72                                 |
| 1958       | 33.17                         | 27.89                | 5.28                      |                           |  | 19.47                                | 13.70                                |
| 1959       | 50.16                         | 40.86                | 9.30                      |                           |  | 26.75                                | 23.41                                |
| 1960       | 58.41                         | 48.73                | 9.68                      |                           |  | 27.01                                | 31.40                                |
| 1961       | 31.20                         | 26.13                | 5.07                      |                           |  | 15.71                                | 15.49                                |
| 1962       | 23.93                         | 19.51                | 4.29                      | 0.13                      |  | 13.10                                | 10.83                                |
| 1963       | 26.65                         | 22.37                | 4.18                      | 0.10                      |  | 14.61                                | 12.04                                |
| 1964       | 32.27                         | 27.72                | 4.45                      | 0.10                      |  | 18.05                                | 14.22                                |
| 1965       | 42.24                         | 36.86                | 5.38                      |                           |  | 23.54                                | 18.70                                |
| 1966       | 49.30                         | 42.12                | 7.18                      |                           |  | 26.28                                | 23.02                                |
| 1967       | 46.15                         | 38.39                | 7.76                      |                           |  | 24.78                                | 21.37                                |
| 1968       | 42.37                         | 34.94                | 7.43                      |                           |  | 24.94                                | 17.43                                |
| 1969       | 54.25                         | 45.57                | 8.68                      |                           |  | 30.03                                | 24.22                                |
| 1970       | 73.68                         | 63.71                | 9.97                      |                           |  | 34.68                                | 39.00                                |
| 1971       | 91.54                         | 78.32                | 13.22                     |                           |  | 37.74                                | 53.80                                |
| 1972       | 100.75                        | 84.82                | 15.93                     |                           |  | 45.20                                | 55.55                                |
| 1973       | 106.07                        | 87.19                | 18.88                     |                           |  | 49.45                                | 56.62                                |
| 1974       | 115.62                        | 92.83                | 22.79                     |                           |  | 53.78                                | 61.84                                |
| 1975       | 130.46                        | 101.04               | 29.42                     |                           |  | 61.10                                | 69.36                                |
| 1976       | 107.99                        | 73.43                | 34.56                     |                           |  | 54.01                                | 53.98                                |
| 1977       | 161.69                        | 113.85               | 47.84                     |                           |  | 76.01                                | 85.68                                |
| 1978       | 170.82                        | 126.48               | 44.34                     |                           |  | 78.65                                | 92.17                                |
| 1979       | 193.49                        | 146.41               | 47.08                     |                           |  | 91.17                                | 102.32                               |
| 1980       | 209.23                        | 155.97               | 53.20                     | 0.05                      | 0.01   | 106.91                               | 102.32                               |
| 1981       | 223.50                        | 168.32               | 55.05                     | 0.09                      | 0.04   | 123.77                               | 99.73                                |
| 1982       | 246.28                        | 184.82               | 61.24                     | 0.16                      | 0.06   | 130.36                               | 115.92                               |
| 1983       | 268.14                        | 198.85               | 68.95                     | 0.26                      | 0.08   | 134.12                               | 134.02                               |
| 1984       | 307.58                        | 219.24               | 87.72                     | 0.52                      | 0.10   | 150.01                               | 157.57                               |
| 1985       | 401.32                        | 263.90               | 123.05                    | 14.08                     | 0.29   | 193.06                               | 208.26                               |
| 1986       | 478.09                        | 293.19               | 154.13                    | 30.30                     | 0.47   | 223.60                               | 254.49                               |
| 1987       | 594.64                        | 351.13               | 192.67                    | 49.99                     | 0.85   | 276.86                               | 317.78                               |
| 1988       | 779.90                        | 446.28               | 259.81                    | 72.29                     | 1.52   | 361.97                               | 417.93                               |
| 1989       | 953.56                        | 536.79               | 324.75                    | 89.21                     | 2.81   | 435.61                               | 517.95                               |
| 1990       | 1036.73                       | 572.03               | 358.44                    | 102.05                    | 4.21   | 473.13                               | 563.60                               |
| 1991       | 1222.68                       | 649.89               | 412.78                    | 150.90                    | 9.11   | 555.03                               | 667.65                               |
| 1992       | 1628.63                       | 792.80               | 591.76                    | 226.94                    | 17.13  | 716.05                               | 912.58                               |
| 1993       | 2434.37                       | 1030.87              | 959.65                    | 370.96                    | 72.89  | 998.80                               | 1435.57                              |
| 1994       | 3436.80                       | 1194.87              | 1434.71                   | 583.95                    | 223.27   | 1438.12                              | 1998.68                              |
| 1995       | 4716.26<br>(4393.87)          | 1600.75<br>(1401.16) | 1898.33<br>(1816.17)      | 887.25<br>(887.25)        | 329.93<br>(289.29)                               | 2048.78<br>(1899.19)                 | 2667.48<br>(2494.68)                 |
| 1996       | 5257.00                       | 1555.12              | 1909.86                   | 1396.84                   | 395.18   | 2182.93                              | 3074.07                              |
| 1997       | 5642.14                       | 1559.55              | 1954.53                   | 1583.36                   | 544.70   | 2366.56                              | 3275.58                              |
| 1998       | 5821.32                       | 1678.64              | 1538.09                   | 1750.07                   | 854.52   | 2428.02                              | 3393.30                              |
| 1999       | 5899.85                       | 1711.15              | 1491.07                   | 1778.59                   | 919.04   | 2500.26                              | 3399.59                              |
| 2000       | 6718.67                       | 1918.84              | 1673.05                   | 2037.87                   | 1088.91  | 2810.95                              | 3907.72                              |

注1.1995年以前为原规定, 括号内及1996年始为新规定。

2.1998年及以后年度国有企业为国有及国有控股企业(11-2、11-3表同)。

a)The principle by which to calculated Gross Industrial Output Value was adjusted in 1995. Consequently,the data on the last six lines are calculated on the new principle.

b)Starting form 1998,Data on state-owned enterprises refer to state-owned enterprises and enterprises where the state holds the controlling share.  
(The same as 11-2 and 11-3 table)

## 11-2 历年工业总产值指数

### Indices of Gross Industrial Output Value over the Years

本表按可比价格计算。

Data in this table are calculated at comparable prices.

(1952年=100)

(1952=100)

| 年份<br>Year | 工业总产值<br>Indices of<br>Gross<br>Industrial<br>Output Value | 国有企业<br>State-owned<br>or Controlling<br>Share Hold<br>Industry | 集体企业<br>Collective-<br>owned<br>Industry | 城乡个体<br>Individual<br>Owned<br>Industry | 其他各种<br>经济类型<br>Industry<br>of Other<br>Types of<br>Ownership | 轻工业<br>Enterprises<br>of Light<br>Industry | 重工业<br>Enterprises<br>of Heavy<br>Industry |
|------------|--|---|--|---|---|--|--|
| 1949       | 29.9   | 9.5   | 58.6                                     | 33.8                                    |   | 30.6                                       | 26.7                                       |
| 1950       | 43.3   | 22.5  | 64.9                                     | 48.3                                    |   | 43.3                                       | 43.3                                       |
| 1951       | 62.6   | 44.7  | 73.9                                     | 68.6                                    |   | 61.6                                       | 66.7                                       |
| 1952       | 100.0  | 100.0   | 100.0                                    | 100.0                                   |   | 100.0                                      | 100.0                                      |
| 1953       | 120.3  | 142.5   | 123.4                                    | 108.4                                   |   | 119.4                                      | 124.4                                      |
| 1954       | 140.0  | 217.8   | 160.4                                    | 103.1                                   |   | 135.2                                      | 161.6                                      |
| 1955       | 151.1  | 279.3   | 209.0                                    | 86.4                                    |   | 141.8                                      | 192.6                                      |
| 1956       | 177.7  | 401.8   | 426.1                                    | 33.0                                    |   | 154.8                                      | 279.3                                      |
| 1957       | 188.0  | 438.2   | 376.6                                    | 44.4                                    |   | 166.6                                      | 283.8                                      |
| 1958       | 377.5  | 1182.3  | 499.0                                    |   |   | 271.2                                      | 853.0                                      |
| 1959       | 568.1  | 1733.4  | 848.8                                    |   |   | 370.2                                      | 1453.5                                     |
| 1960       | 665.8  | 2052.4  | 948.1                                    |   |   | 376.9                                      | 1957.9                                     |
| 1961       | 338.9  | 1055.8  | 462.7                                    |   |   | 210.7                                      | 914.3                                      |
| 1962       | 259.9  | 792.4   | 383.1                                    | 2.4                                     |   | 174.4                                      | 644.6                                      |
| 1963       | 280.5  | 874.3   | 372.8                                    | 2.2                                     |   | 188.9                                      | 693.0                                      |
| 1964       | 340.5  | 1088.0  | 395.9                                    | 2.0                                     |   | 233.9                                      | 821.2                                      |
| 1965       | 466.1  | 1514.3  | 487.7                                    | 1.6                                     |   | 318.5                                      | 1130.7                                     |
| 1966       | 567.3  | 1802.0  | 694.5                                    |   |   | 370.5                                      | 1453.0                                     |
| 1967       | 537.2  | 1661.5  | 759.1                                    |   |   | 353.4                                      | 1362.9                                     |
| 1968       | 503.4  | 1543.5  | 742.4                                    |   |   | 363.3                                      | 1131.2                                     |
| 1969       | 667.5  | 2083.7  | 899.8                                    |   |   | 452.3                                      | 1632.3                                     |
| 1970       | 947.8  | 3046.4  | 1076.2                                   |   |   | 545.1                                      | 2750.5                                     |
| 1971       | 1100.4   | 3549.0  | 1221.5                                   |   |   | 556.0                                      | 3537.1                                     |
| 1972       | 1202.8   | 3808.1  | 1484.1                                   |   |   | 598.2                                      | 3919.1                                     |
| 1973       | 1258.1   | 3888.1  | 1751.2                                   |   |   | 649.1                                      | 3974.0                                     |
| 1974       | 1371.3   | 4140.8  | 2110.2                                   |   |   | 706.8                                      | 4335.6                                     |
| 1975       | 1546.9   | 4505.2  | 2724.3                                   |   |   | 802.2                                      | 4868.9                                     |
| 1976       | 1280.8   | 3270.8  | 3206.5                                   |   |   | 710.0                                      | 3788.0                                     |
| 1977       | 1886.6   | 4987.9  | 4373.7                                   |   |   | 982.6                                      | 5916.9                                     |
| 1978       | 2030.0   | 5651.3  | 4120.0                                   |   |   | 1034.7                                     | 6490.8                                     |
| 1979       | 2226.9   | 6267.3  | 4375.4                                   |   |   | 1162.0                                     | 6971.1                                     |
| 1980       | 2434.0   | 6749.9  | 4996.7                                   | 1.0                                     | 100.0   | 1378.1                                     | 7047.8                                     |
| 1981       | 2555.7   | 7181.9  | 5041.7                                   | 2.0                                     | 300.0   | 1553.1                                     | 6829.4                                     |
| 1982       | 2775.5   | 7720.5  | 5631.6                                   | 3.1                                     | 600.0   | 1637.0                                     | 7683.0                                     |
| 1983       | 3028.1   | 8338.2  | 6318.7                                   | 5.3                                     | 800.0   | 1709.0                                     | 8781.7                                     |
| 1984       | 3442.9   | 9080.3  | 7582.4                                   | 100.0                                   | 1000.0  | 1917.5                                     | 10116.5                                    |
| 1985       | 4224.4   | 10487.7   | 10266.6                                  | 206.5                                   | 2500.0  | 2378.8                                     | 12281.5                                    |
| 1986       | 4832.7   | 10838.4   | 12894.8                                  | 520.2                                   | 3900.0  | 2658.5                                     | 14369.4                                    |
| 1987       | 5702.6   | 12301.6   | 15319.0                                  | 803.7                                   | 6600.0  | 3102.5                                     | 17114.0                                    |
| 1988       | 6860.2   | 14134.5   | 19164.1                                  | 1107.5                                  | 11100.0   | 3676.5                                     | 20879.1                                    |
| 1989       | 7573.7   | 14870.1   | 22307.0                                  | 1296.9                                  | 17200.0   | 4036.8                                     | 23154.9                                    |
| 1990       | 8096.3   | 15345.9   | 24528.8                                  | 1792.3                                  | 19244.2   | 4315.3                                     | 24752.6                                    |
| 1991       | 9335.0   | 16788.4   | 28085.5                                  | 2659.8                                  | 42529.7   | 4962.6                                     | 28614.0                                    |
| 1992       | 11827.4  | 19202.3   | 39074.1                                  | 3792.7                                  | 78209.0   | 6233.0                                     | 36358.7                                    |
| 1993       | 15363.8  | 21256.9   | 56540.2                                  | 5123.9                                  | 310724.4  | 8383.4                                     | 45921.0                                    |
| 1994       | 19604.2  | 21745.8   | 74520.0                                  | 7296.4                                  | 896129.2  | 10613.4                                    | 59008.5                                    |
| 1995       | 23779.9  | 25751.1   | 90914.4                                  | 9120.5                                  | 1170519.8   | 13365.1                                    | 69612.8                                    |
| 1996       | 27596.6  | 27723.6   | 96096.5                                  | 13233.8                                 | 1550938.7   | 14900.8                                    | 83208.2                                    |
| 1997       | 29693.9  | 27890.0   | 98595.0                                  | 15046.8                                 | 2143397.3   | 16197.1                                    | 88949.5                                    |
| 1998       | 32306.6  | 31655.8   | 81816.5                                  | 17537.5                                 | 3545799.1   | 17523.4                                    | 97168.2                                    |
| 1999       | 34674.1  | 34183.5   | 83994.9                                  | 18874.9                                 | 4038520.3   | 19109.4                                    | 103091.9                                   |
| 2000       | 38418.9  | 37977.9   | 91554.4                                  | 20800.1                                 | 4559489.4   | 20867.5                                    | 115566.0                                   |

### 11-3 历年工业总产值指数

#### Indices of Gross Industrial Output Value over the Years

本表按可比价格计算。

Data in this table are calculated at comparable prices.

(上年=100)

(Preceding year=100)

| 年份<br>Year | 工业总产值<br>Indices of<br>Gross<br>Industrial<br>Output | 国有企业<br>State-owned<br>Industry | 集体企业<br>Collective-<br>owned<br>Industry | 城乡个体<br>Individual<br>owned<br>Industry | 其他各种<br>经济类型<br>Industry<br>of Other<br>Types of<br>Ownership | 轻工业<br>Enterprises<br>of Light<br>Industry | 重工业<br>Enterprises<br>of Heavy<br>Industry |
|------------|--|---------------------------------|--|---|---|--|--|
| 1950       | 144.9  | 238.5                           | 115.4                                    | 143.0                                   | 148.4   | 141.5                                      | 162.5                                      |
| 1951       | 144.4  | 198.4                           | 113.9                                    | 141.9                                   | 132.6   | 142.2                                      | 153.8                                      |
| 1952       | 159.8  | 223.6                           | 135.4                                    | 145.8                                   | 144.3   | 162.2                                      | 150.0                                      |
| 1953       | 120.3  | 142.5                           | 123.4                                    | 108.4                                   | 115.9   | 119.4                                      | 124.4                                      |
| 1954       | 116.4  | 152.8                           | 129.9                                    | 95.1                                    | 73.5  | 113.2                                      | 129.9                                      |
| 1955       | 107.9  | 128.2                           | 130.3                                    | 83.8                                    | 61.3  | 104.9                                      | 119.2                                      |
| 1956       | 117.6  | 143.9                           | 203.9                                    | 38.2                                    | 2.2   | 109.2                                      | 145.0                                      |
| 1957       | 105.8  | 109.0                           | 88.4                                     | 134.5                                   |   | 107.6                                      | 101.6                                      |
| 1958       | 200.8  | 269.8                           | 132.5                                    |   |   | 162.8                                      | 300.6                                      |
| 1959       | 150.5  | 146.9                           | 170.1                                    |   |   | 136.5                                      | 170.4                                      |
| 1960       | 117.2  | 118.4                           | 111.7                                    |   |   | 101.8                                      | 134.7                                      |
| 1961       | 50.9   | 51.4                            | 48.8                                     |   |   | 55.9                                       | 46.7                                       |
| 1962       | 76.7   | 75.1                            | 82.8                                     |   |   | 82.8                                       | 70.5                                       |
| 1963       | 107.9  | 110.3                           | 97.3                                     | 91.7                                    |   | 108.3                                      | 107.5                                      |
| 1964       | 121.4  | 124.4                           | 106.2                                    | 90.9                                    |   | 123.8                                      | 118.5                                      |
| 1965       | 136.9  | 139.3                           | 123.2                                    | 80.0                                    |   | 136.2                                      | 137.7                                      |
| 1966       | 121.7  | 119.0                           | 142.4                                    |   |   | 116.3                                      | 128.5                                      |
| 1967       | 94.7   | 92.2                            | 109.3                                    |   |   | 95.4                                       | 93.8                                       |
| 1968       | 93.7   | 92.8                            | 97.8                                     |   |   | 102.8                                      | 83.0                                       |
| 1969       | 132.6  | 135.0                           | 121.2                                    |   |   | 124.5                                      | 144.3                                      |
| 1970       | 142.0  | 146.3                           | 119.6                                    |   |   | 120.5                                      | 168.5                                      |
| 1971       | 116.1  | 116.5                           | 113.5                                    |   |   | 102.0                                      | 128.6                                      |
| 1972       | 109.3  | 107.3                           | 121.5                                    |   |   | 107.6                                      | 110.8                                      |
| 1973       | 104.6  | 102.1                           | 118.0                                    |   |   | 108.5                                      | 101.4                                      |
| 1974       | 109.0  | 106.5                           | 120.5                                    |   |   | 108.9                                      | 109.1                                      |
| 1975       | 112.8  | 108.8                           | 129.1                                    |   |   | 113.5                                      | 112.3                                      |
| 1976       | 82.8   | 72.6                            | 117.7                                    |   |   | 88.5                                       | 77.8                                       |
| 1977       | 147.3  | 152.5                           | 136.4                                    |   |   | 138.4                                      | 156.2                                      |
| 1978       | 107.6  | 113.3                           | 94.2                                     |   |   | 105.3                                      | 109.7                                      |
| 1979       | 109.7  | 110.9                           | 106.2                                    |   |   | 112.3                                      | 107.4                                      |
| 1980       | 109.3  | 107.7                           | 114.2                                    |   |   | 118.6                                      | 101.1                                      |
| 1981       | 105.0  | 106.4                           | 100.9                                    | 200.0                                   | 300.0   | 112.7                                      | 96.9                                       |
| 1982       | 108.6  | 107.5                           | 111.7                                    | 155.0                                   | 200.0   | 105.4                                      | 112.5                                      |
| 1983       | 109.1  | 108.0                           | 112.2                                    | 171.0                                   | 133.3   | 104.4                                      | 114.3                                      |
| 1984       | 113.7  | 108.9                           | 120.0                                    | 1886.8                                  | 125.0   | 112.2                                      | 115.2                                      |
| 1985       | 122.7  | 115.5                           | 135.4                                    | 206.5                                   | 250.0   | 123.9                                      | 121.4                                      |
| 1986       | 114.4  | 103.3                           | 125.6                                    | 251.9                                   | 156.0   | 111.9                                      | 117.0                                      |
| 1987       | 118.0  | 113.5                           | 118.8                                    | 154.5                                   | 169.2   | 116.7                                      | 119.1                                      |
| 1988       | 120.3  | 114.9                           | 125.1                                    | 137.8                                   | 168.2   | 118.5                                      | 122.0                                      |
| 1989       | 110.4  | 105.2                           | 116.4                                    | 117.1                                   | 155.0   | 109.8                                      | 110.9                                      |
| 1990       | 106.9  | 103.2                           | 110.0                                    | 138.2                                   | 111.9   | 106.9                                      | 106.9                                      |
| 1991       | 115.3  | 109.4                           | 114.5                                    | 148.4                                   | 221.0   | 115.0                                      | 115.6                                      |
| 1992       | 126.7  | 114.4                           | 139.1                                    | 142.6                                   | 183.9   | 125.6                                      | 127.8                                      |
| 1993       | 129.9  | 110.7                           | 144.7                                    | 135.1                                   | 397.3   | 134.5                                      | 126.3                                      |
| 1994       | 127.6  | 102.3                           | 131.8                                    | 142.4                                   | 288.4   | 126.6                                      | 128.5                                      |
| 1995       | 121.3  | 118.4                           | 122.0                                    | 125.0                                   | 130.6   | 125.9                                      | 118.0                                      |
| 1996       | 116.1  | 107.7                           | 105.7                                    | 145.1                                   | 132.5   | 111.5                                      | 119.5                                      |
| 1997       | 107.6  | 100.6                           | 102.6                                    | 113.7                                   | 138.2   | 108.7                                      | 106.9                                      |
| 1998       | 108.8  | 113.5                           | 83.0                                     | 116.6                                   | 165.4   | 108.2                                      | 109.2                                      |
| 1999       | 107.3  | 108.0                           | 102.7                                    | 107.6                                   | 113.9   | 109.1                                      | 106.1                                      |
| 2000       | 110.8  | 111.1                           | 109.0                                    | 110.2                                   | 112.9   | 109.2                                      | 112.1                                      |

11-4 全部工业总产出、总产值及增加值 (2000年)  
Total Output, Gross Output Value and value-added (2000)

单位: 万元

(10 000 yuan)

| 项 目             | Item   | 企业<br>单位数<br>(个)<br>Number of<br>Enterprises<br>(unit) | 工业<br>总产出<br>Total<br>Output | 工业<br>总产值<br>Gross<br>Industrial<br>Output<br>Value | 工业<br>增加值<br>Value<br>Added of<br>Industry |
|-----------------|--|--|------------------------------|---|--|
| <b>全部工业总计</b>   | <b>Total</b>   | <b>695891</b>  | <b>72389514</b>              | <b>67186725</b>                                     | <b>20451524</b>                            |
| #国有及国有控股        | State-owned Enterprises  | 4190   | 22254581                     | 19188444  | 6973571                                    |
| #集体企业           | Collective-owned Enterprises   | 45084  | 17974651                     | 16730544  | 4819330                                    |
| 股份有限公司          | Share-holding Corporations   | 786  | 3738040                      | 3284059   | 982328                                     |
| 外商投资企业          | Enterprises Funded by Entrepreneurs  | 396  | 1182520                      | 1070035   | 300365                                     |
| 港澳台商投资企业        | Enterprises Funded by Entrepreneurs<br>from Hong Kong, Macao and Taiwan          | 573  | 1813079                      | 1601646   | 583360                                     |
| 城乡个体工业          | Individual Owned Industry  | 614722   | 20378719                     | 20378719  | 5555635                                    |
| #轻工业            | Enterprises of Light Industry  | 469150   | 29747545                     | 28109555  | 7669058                                    |
| 重工业             | Enterprises of Heavy Industry  | 226741   | 42641969                     | 39077169  | 12782466                                   |
| #大型企业           | Large Enterprises  | 319  | 15272061                     | 12899068  | 4712365                                    |
| 中型企业            | Medium-sized Enterprises   | 684  | 4839595                      | 4325314   | 1472906                                    |
| 小型企业            | Small Enterprises  | 694888   | 52277858                     | 49962343  | 14266253                                   |
| <b>国有及限额以上</b>  | <b>All State-owned and Non-state-owned<br/>above Designated Size enterprises</b> | <b>9930</b>  | <b>39457668</b>              | <b>34949561</b>                                     | <b>11543898</b>                            |
| #国有及国有控股        | State-owned Enterprises  | 3177   | 22064143                     | 19008537  | 6927909                                    |
| #集体企业           | Collective-owned Enterprises   | 4699   | 10883563                     | 10032392  | 2894978                                    |
| 股份有限公司          | Share-holding Corporations   | 413  | 3652602                      | 3203349   | 959600                                     |
| 外商投资企业          | Enterprises Funded by Entrepreneurs  | 174  | 1139508                      | 1029402   | 288795                                     |
| 港澳台商投资企业        | Enterprises Funded by Entrepreneurs<br>from Hong Kong, Macao and Taiwan          | 232  | 1755981                      | 1547707   | 568412                                     |
| #轻工业            | Enterprises of Light Industry  | 4680   | 14186140                     | 12822697  | 3667411                                    |
| 重工业             | Enterprises of Heavy Industry  | 5250   | 25271528                     | 22126864  | 7876488                                    |
| <b>限额以下工业总计</b> | <b>Enterprises Below Designated size</b>   | <b>685961</b>  | <b>32931846</b>              | <b>32237164</b>                                     | <b>8907625</b>                             |
| #国有及国有控股        | State-owned Enterprises  | 1013   | 190438                       | 179907  | 45662                                      |
| #集体企业           | Collective-owned Enterprises   | 40385  | 7091088                      | 6698667   | 1924352                                    |
| 城乡个体工业          | Individual Owned Industry  | 614722   | 20378719                     | 20378719  | 5555635                                    |
| #轻工业            | Enterprises of Light Industry  | 464470   | 15561405                     | 15286858  | 4001647                                    |
| 重工业             | Enterprises of Heavy Industry  | 221491   | 17370441                     | 16950305  | 4905979                                    |

注: 1.本表工业总产出、总产值、增加值按当年价格计算。

2.国有及限额以上工业是指全部国有及年产品销售收入500万元及以上非国有工业企业(下同)。

3.限额以下工业是指限额以下企业(年销售收入500万元以下的非国有工业企业和非工业法人单位附营的工业产业活动单位)以及城乡个体工业(下同)。

a)Total output, gross output value and value-added are calculated at current prices.

b)All state-owned and non-state-owned industrial enterprises above designated size refer to all state-owned industrial enterprises plus the non-state-owned industrial enterprises with an annual sales income of over 5 million yuan.(same to next)

c)Enterprises below designated size refer to non-state-owned industrial enterprises below designated size and subsidiary industrial enterprises and individual owned industry.(same to next)

## 11-5 各市工业企业单位数 (2000年)

## Number of Industrial Enterprises by City (2000)

单位: 个

(unit)

| 市<br>City            | 合计<br>Total | #国有<br>及国有<br>控股<br>企业<br>State-<br>owned<br>Enterprises | #集体<br>企业<br>Collective-<br>owned<br>Enterprises | #城乡<br>个体<br>企业<br>Individual<br>Owned<br>Industry | 轻工业<br>Enterprises<br>of Light<br>Industry | 重工业<br>Enterprises<br>of Heavy<br>Industry | 大型<br>企业<br>Large<br>Enterprises | 中型<br>企业<br>Medium-<br>sized<br>Enterprises | 小型<br>企业<br>Small<br>Enterprises |
|----------------------|-------------|--|--|--|--|--|----------------------------------|---|----------------------------------|
|                      |             | <b>全 省 Total</b>   | <b>695891</b>                                    | <b>4190</b>  | <b>45084</b>                               | <b>614722</b>                              | <b>469150</b>                    | <b>226741</b>                               | <b>319</b>                       |
| 郑 州 市 Zhengzhou      | 48666       | 396  | 4819   | 39962  | 25257                                      | 23409                                      | 47                               | 58  | 48561                            |
| 开 封 市 Kaifeng        | 28454       | 188  | 2449   | 24787  | 17364                                      | 11090                                      | 22                               | 42  | 28390                            |
| 洛 阳 市 Luoyang        | 46709       | 264  | 3509   | 40924  | 27355                                      | 19354                                      | 38                               | 53  | 46618                            |
| 平 顶 山 市 Pingdingshan | 34853       | 202  | 1875   | 31355  | 18274                                      | 16579                                      | 16                               | 35  | 34802                            |
| 安 阳 市 Anyang         | 34539       | 297  | 2145   | 29283  | 24771                                      | 9768                                       | 19                               | 46  | 34474                            |
| 鹤 壁 市 Hebi           | 10423       | 120  | 958  | 8818   | 7208                                       | 3215                                       | 7                                | 25  | 10391                            |
| 新 乡 市 Xingxiang      | 27330       | 278  | 2866   | 22943  | 19824                                      | 7506                                       | 31                               | 64  | 27235                            |
| 焦 作 市 Jiaozhuo       | 28945       | 222  | 2172   | 25379  | 18902                                      | 10043                                      | 21                               | 53  | 28871                            |
| 濮 阳 市 Puyang         | 32215       | 131  | 958  | 28855  | 24389                                      | 7826                                       | 7                                | 11  | 32197                            |
| 许 昌 市 Xuchang        | 40641       | 119  | 2771   | 35897  | 27879                                      | 12762                                      | 11                               | 38  | 40592                            |
| 漯 河 市 Luohe          | 23502       | 59   | 808  | 21311  | 16184                                      | 7318                                       | 5                                | 32  | 23465                            |
| 三 门 峡 市 Sanmenxia    | 17786       | 167  | 1871   | 15180  | 5628                                       | 12158                                      | 13                               | 21  | 17752                            |
| 南 阳 市 Nanyang        | 132020      | 245  | 3672   | 123043   | 102729                                     | 29291                                      | 31                               | 57  | 131932                           |
| 商 丘 市 Shangqiu       | 44111       | 293  | 1631   | 38446  | 30549                                      | 13562                                      | 16                               | 22  | 44073                            |
| 信 阳 市 Xinyang        | 45312       | 301  | 3145   | 39975  | 32316                                      | 12996                                      | 12                               | 39  | 45261                            |
| 周 口 市 Zhoukou        | 63318       | 341  | 2348   | 58430  | 45586                                      | 17732                                      | 9                                | 49  | 63260                            |
| 驻 马 店 市 Zhumadian    | 48516       | 223  | 4484   | 42344  | 33388                                      | 15128                                      | 6                                | 30  | 48480                            |
| 济 源 市 Jiyuan         | 9434        | 40   | 547  | 8552   | 5009                                       | 4425                                       | 8                                | 9   | 9417                             |

## 11-6 各市工业总产值及指数 (2000年)

## Indices of Gross Industrial Output Value by City (2000)

本表绝对数按当年价格计算, 指数按可比价格计算。

Gross output value of industry are calculated at current prices, Indices are based on comparable prices.

单位: 亿元

(100 million yuan)

| 市<br>City            | 总产值<br>Gross Industrial Output Value | #国有及国有企业<br>State-owned Enterprises | #集体企业<br>Collective-owned Enterprises | #城乡个体企业<br>Individual Owned Industry | 轻工业<br>Enterprises of Light Industry | 重工业<br>Enterprises of Heavy Industry | #大型企业<br>Large Enterprises | #中型企业<br>Medium-sized Enterprises | 总产值指数<br>(上年=100)<br>Indices of Gross Industrial Output Value<br>(Preceding year=100) |
|----------------------|--------------------------------------|-------------------------------------|---------------------------------------|--------------------------------------|--------------------------------------|--------------------------------------|----------------------------|-----------------------------------|---|
| 全 省 Total            | 6718.67                              | 1918.84                             | 1673.05                               | 2037.87                              | 2810.95                              | 3907.72                              | 1289.91                    | 432.53                            | 110.8   |
| 郑 州 市 Zhengzhou      | 1005.29                              | 206.41                              | 284.88                                | 288.59                               | 295.85                               | 709.44                               | 142.94                     | 44.93                             | 110.2   |
| 开 封 市 Kaifeng        | 244.46                               | 65.92                               | 81.50                                 | 67.03                                | 120.49                               | 123.98                               | 31.32                      | 17.61                             | 111.7   |
| 洛 阳 市 Luoyang        | 625.95                               | 276.78                              | 89.72                                 | 196.63                               | 183.09                               | 442.86                               | 229.72                     | 31.85                             | 109.3   |
| 平 顶 山 市 Pingdingshan | 380.43                               | 133.20                              | 62.87                                 | 156.01                               | 111.40                               | 269.03                               | 109.47                     | 13.97                             | 106.8   |
| 安 阳 市 Anyang         | 343.54                               | 151.55                              | 60.17                                 | 46.22                                | 110.94                               | 232.59                               | 108.19                     | 27.51                             | 112.9   |
| 鹤 壁 市 Hebi           | 109.75                               | 37.93                               | 29.91                                 | 12.60                                | 41.43                                | 68.31                                | 22.82                      | 12.28                             | 112.9   |
| 新 乡 市 Xingxiang      | 344.45                               | 126.70                              | 99.59                                 | 52.77                                | 163.19                               | 181.26                               | 91.23                      | 29.14                             | 109.6   |
| 焦 作 市 Jiaozhuo       | 345.80                               | 113.83                              | 114.49                                | 71.36                                | 115.19                               | 230.62                               | 70.75                      | 31.46                             | 109.0   |
| 濮 阳 市 Puyang         | 243.71                               | 130.92                              | 32.21                                 | 35.31                                | 78.74                                | 164.97                               | 96.28                      | 8.21                              | 109.0   |
| 许 昌 市 Xuchang        | 474.13                               | 73.32                               | 157.38                                | 171.76                               | 223.86                               | 250.27                               | 41.47                      | 30.16                             | 109.5   |
| 漯 河 市 Luohe          | 304.01                               | 69.57                               | 80.62                                 | 83.89                                | 206.86                               | 97.14                                | 60.06                      | 38.51                             | 114.4   |
| 三 门 峡 市 Sanmenxia    | 225.98                               | 77.94                               | 77.14                                 | 53.33                                | 35.94                                | 190.03                               | 44.02                      | 16.28                             | 109.3   |
| 南 阳 市 Nanyang        | 671.48                               | 156.05                              | 125.88                                | 268.97                               | 367.52                               | 303.96                               | 105.52                     | 28.62                             | 107.6   |
| 商 丘 市 Shangqiu       | 230.64                               | 66.39                               | 51.21                                 | 59.67                                | 128.29                               | 102.35                               | 30.30                      | 16.14                             | 112.2   |
| 信 阳 市 Xinyang        | 232.43                               | 60.74                               | 62.29                                 | 81.54                                | 127.06                               | 105.37                               | 21.72                      | 20.57                             | 109.3   |
| 周 口 市 Zhoukou        | 373.88                               | 84.65                               | 76.84                                 | 138.53                               | 247.32                               | 126.57                               | 49.58                      | 36.85                             | 113.3   |
| 驻 马 店 市 Zhumadian    | 336.69                               | 52.98                               | 118.79                                | 121.07                               | 189.95                               | 146.74                               | 13.47                      | 22.27                             | 110.2   |
| 济 源 市 Jiyuan         | 96.25                                | 26.73                               | 21.14                                 | 39.18                                | 27.58                                | 68.67                                | 21.03                      | 6.17                              | 107.8   |



## 11-7 各市工业增加值 (2000年)

## Value-added of the Industry by City (2000)

本表按当年价格计算。

Data in this table are calculated at current prices.

| 市<br>City            | 全部工业<br>Total  |  | 国有及限额以上<br>All States-owned and<br>Non-state-owned<br>above Designated Size |  | 限额以下企业<br>Enterprises Below<br>Designated size                       |  | 城乡个体<br>Individual Owned<br>Industry                                 |  |
|----------------------|--|--|---|--|--|--|--|--|
|                      | 增加值(亿元)<br>Value<br>Added of<br>Industry<br>(100<br>million<br>yuan) | 增加值率(%)<br>Ratio of<br>Value Added<br>to Total<br>Industrial<br>Output<br>Value(%) | 增加值(亿元)<br>Value<br>Added of<br>Industry<br>(100<br>million<br>yuan)        | 增加值率(%)<br>Ratio of<br>Value Added<br>to Total<br>Industrial<br>Output<br>Value(%) | 增加值(亿元)<br>Value<br>Added of<br>Industry<br>(100<br>million<br>yuan) | 增加值率(%)<br>Ratio of<br>Value Added<br>to Total<br>Industrial<br>Output<br>Value(%) | 增加值(亿元)<br>Value<br>Added of<br>Industry<br>(100<br>million<br>yuan) | 增加值率(%)<br>Ratio of<br>Value Added<br>to Total<br>Industrial<br>Output<br>Value(%) |
| 全 省 Total            | 2045.15  | 28.3   | 1154.39   | 29.3   | 335.20   | 28.3   | 555.56   | 27.3   |
| 郑 州 市 Zhengzhou      | 309.90   | 28.7   | 187.47  | 28.9   | 45.30  | 30.5   | 77.13  | 26.7   |
| 开 封 市 Kaifeng        | 67.11  | 27.5   | 34.75   | 26.0   | 14.50  | 27.0   | 17.86  | 26.6   |
| 洛 阳 市 Luoyang        | 196.82   | 30.9   | 116.70  | 28.5   | 21.13  | 30.0   | 58.99  | 30.0   |
| 平 顶 山 市 Pingdingshan | 128.91   | 31.6   | 65.41   | 32.2   | 16.20  | 33.3   | 47.30  | 30.3   |
| 安 阳 市 Anyang         | 109.87   | 29.1   | 79.34   | 30.2   | 18.67  | 27.0   | 11.86  | 25.7   |
| 鹤 壁 市 Hebi           | 36.06  | 30.9   | 26.86   | 31.2   | 5.63   | 30.8   | 3.57   | 28.3   |
| 新 乡 市 Xingxiang      | 98.83  | 26.7   | 67.51   | 26.4   | 14.62  | 27.7   | 16.70  | 26.3   |
| 焦 作 市 Jiaozhuo       | 103.71   | 27.8   | 73.61   | 28.3   | 11.18  | 28.2   | 18.92  | 26.5   |
| 濮 阳 市 Puyang         | 95.58  | 37.8   | 75.93   | 38.9   | 10.16  | 26.9   | 9.49   | 26.9   |
| 许 昌 市 Xuchang        | 140.04   | 29.5   | 71.72   | 30.1   | 24.80  | 29.2   | 43.52  | 25.3   |
| 漯 河 市 Luohe          | 81.45  | 25.1   | 50.07   | 23.9   | 8.66   | 26.5   | 22.73  | 27.1   |
| 三 门 峡 市 Sanmenxia    | 73.82  | 31.0   | 48.78   | 30.4   | 7.40   | 29.8   | 17.64  | 33.1   |
| 南 阳 市 Nanyang        | 211.49   | 29.8   | 98.37   | 31.4   | 35.43  | 28.0   | 77.69  | 28.9   |
| 商 丘 市 Shangqiu       | 69.64  | 29.0   | 35.47   | 32.1   | 18.49  | 26.6   | 15.68  | 26.3   |
| 信 阳 市 Xinyang        | 65.99  | 27.6   | 26.99   | 28.3   | 16.73  | 27.0   | 22.27  | 27.3   |
| 周 口 市 Zhokou         | 106.16   | 27.4   | 48.05   | 27.9   | 20.41  | 26.6   | 37.70  | 27.2   |
| 驻 马 店 市 Zhumadian    | 94.82  | 28.2   | 34.26   | 29.2   | 28.23  | 26.5   | 32.33  | 26.7   |
| 济 源 市 Jiyuan         | 27.82  | 27.4   | 13.10   | 28.3   | 4.81   | 30.3   | 9.90   | 25.3   |

11-8 全部国有及限额以上工业企业单位数、  
总产值、增加值及销售产值（2000年）

Number and Gross Output Value and Total Sales and value-added of All  
State-Owned and Above The Limit Industrial Enterprises(2000)

本表产值按当年价格计算，指数按可比价格计算。

Gross output value of industry are calculated at current prices, Indices are based on comparable prices.

| 项 目<br>Item  | 单位数<br>(个)<br>Number of<br>Enterprises<br>(unit) | 工业<br>总产值<br>(亿元)<br>Gross<br>Industrial<br>output Value<br>(100<br>million yuan) | 工业总产值<br>指数<br>(上年=100)<br>Indices of<br>Gross Industrial<br>output Value<br>(Preceding<br>year=100) | 工业<br>增加值<br>(亿元)<br>Value Added<br>of Industry<br>(100<br>million<br>yuan) | 工业销售<br>产值<br>(亿元)<br>value of<br>Industrial<br>Products Sales<br>(100<br>million yuan) |
|--|--|---|--|---|---|
| <b>总 计</b><br><b>Total</b>   | <b>9930</b>                                      | <b>3494.96</b>  | <b>110.6</b>   | <b>1154.39</b>  | <b>3424.93</b>  |
| #国有及国有控股企业<br>State-owned Enterprises  | 3177   | 1900.85   | 111.4  | 692.79  | 1871.47   |
| 集体企业<br>Collective-owned Enterprises   | 4699   | 1003.24   | 107.1  | 289.50  | 979.04  |
| 私营企业<br>Private  | 1145   | 222.79  | 122.2  | 59.51   | 216.25  |
| 港澳台商投资企业<br>Enterprises Funded by<br>Entrepreneurs from Hong<br>Kong, Macao and Taiwan | 232  | 154.77  | 112.2  | 56.84   | 151.30  |
| 外商投资企业<br>Enterprises Funded by<br>foreign Entrepreneurs                               | 174  | 102.94  | 103.5  | 28.88   | 100.24  |
| #轻工业<br>Enterprises of Light Industry  | 4680   | 1282.27   | 106.7  | 366.74  | 1252.07   |
| 以农产品<br>Using Farm Products  |  |   |  |   |   |
| 为原料<br>as Raw Materials  | 3631   | 1018.96   | 107.6  | 293.07  | 995.27  |
| 以非农产品<br>Using Non-Farm Products   |  |   |  |   |   |
| 为原料<br>as Raw Materials  | 1049   | 263.31  | 103.1  | 73.67   | 256.80  |
| 重工业<br>Heavy Industry  | 5250   | 2212.69   | 113.0  | 787.65  | 2172.86   |
| 采掘工业<br>Mining and Quarrying   | 727  | 372.51  | 117.2  | 180.19  | 368.39  |
| 原料工业<br>Raw Materials Industry   | 1502   | 961.49  | 117.6  | 355.43  | 945.87  |
| 加工工业<br>Manufacturing Industry   | 3021   | 878.69  | 106.8  | 252.03  | 858.60  |
| #大型企业<br>Large Enterprises   | 319  | 1289.90   | 114.7  | 471.24  | 1269.10   |
| 中型企业<br>Medium-sized Enterprises   | 684  | 432.53  | 102.2  | 147.29  | 424.25  |
| 小型企业<br>Small Enterprises  | 8927   | 1772.52   | 109.9  | 535.86  | 1731.58   |

11-9 全部国有及限额以上工业企业分行业  
单位数、总产值、增加值及销售产值 (2000年)

Number of Industrial Enterprises and Gross Output Value and value-added and Total Sales of All State-Owned and Above The Limit by Industrial Branch (2000)

本表产值按当年价格计算, 指数按可比价格计算。

Gross output value of industry are calculated at current prices, Indices are based on comparable prices.

| 行 业                 | Item   | 单位数<br>(个)<br>Number of<br>Enterprises<br><br>(unit) | 工业<br>总产值<br>(亿元)<br>Gross<br>Industrial<br>Output<br>Value<br>(100<br>million<br>yuan) | 工业总产<br>值指数<br>(上年=100)<br>Indices<br>of Gross<br>Output<br>Industrial<br>Value<br>(Preceding<br>year=100) | 工业<br>增加值<br>(亿元)<br>Value<br>Added<br>of<br>Industry<br>(100<br>million<br>yuan) | 工业销售<br>产值<br>(亿元)<br>Total<br>Sales<br>of<br>Industry<br>(100<br>million<br>yuan) |
|---------------------|--|--|---|--|---|--|
| <b>总 计</b>          | <b>Total</b>   | <b>9930</b>  | <b>3494.96</b>  | <b>110.6</b>   | <b>1154.39</b>  | <b>3424.93</b>   |
| 煤炭采选业               | Coal Mining and Dressing   | 407  | 153.62  | 106.3  | 78.28   | 151.72   |
| 石油和天然气开采业           | Petroleum and Natural Gas Extraction   | 4  | 126.61  | 142.9  | 74.52   | 125.62   |
| 黑色金属矿采选业            | Ferrous Metals Mining and Dressing   | 25   | 2.85  | 88.6   | 0.73  | 2.80   |
| 有色金属矿采选业            | Nonferrous Metals Mining and Dressing  | 190  | 71.41   | 108.1  | 21.89   | 70.58  |
| 非金属矿采选业             | Nonmetal Minerals Mining and Dressing  | 99   | 17.91   | 116.2  | 4.73  | 17.54  |
| 其他矿采选业              | Other Minerals Mining and Dressing   | 2  | 0.12  | 107.1  | 0.04  | 0.12   |
| 木材及竹材采运业            | Logging and Transport of Timber and Bamboo                                       |  |   |  |   |  |
| 食品加工业               | Food Processing  | 1080   | 283.73  | 113.7  | 63.45   | 278.15   |
| 食品制造业               | Food Manufacturing   | 389  | 109.63  | 110.8  | 31.62   | 106.29   |
| 饮料制造业               | Beverage Manufacturing   | 239  | 84.83   | 95.1   | 28.31   | 81.59  |
| 烟草加工业               | Tobacco Processing   | 37   | 71.08   | 101.8  | 39.83   | 71.73  |
| 纺织业                 | Textile Industry   | 604  | 199.50  | 103.1  | 50.72   | 194.84   |
| 服装及其他纤维制品制造业        | Garments and Other Fiber Products  | 125  | 18.10   | 106.6  | 4.81  | 17.69  |
| 皮革、毛皮、羽绒及其制品业       | Leather, Furs, Down and Related Products   | 230  | 64.33   | 113.9  | 17.43   | 62.53  |
| 木材加工及竹、藤、<br>棕、草制品业 | Timber Processing, Bamboo, Cane, Palm Fiber<br>and Straw Products Straw Products | 143  | 20.45   | 111.5  | 5.62  | 20.02  |
| 家具制造业               | Furniture Manufacturing  | 80   | 9.63  | 102.7  | 2.87  | 9.35   |
| 造纸及纸制品业             | Papermaking and Paper Products   | 468  | 95.63   | 108.8  | 27.87   | 93.51  |
| 印刷业、记录媒介的复制         | Printing and Record Medium Reproduction  | 175  | 21.55   | 100.7  | 6.56  | 21.13  |
| 文教体育用品制造业           | Cultural, Educational and Sports Goods   | 18   | 1.31  | 94.7   | 0.33  | 1.29   |
| 石油加工及炼焦业            | Petroleum Processing and Coking  | 69   | 135.06  | 172.6  | 45.01   | 130.65   |
| 化学原料及化学制品制造业        | Raw Chemical Materials and Chemical Products                                     | 737  | 217.36  | 101.8  | 62.55   | 215.72   |
| 医药制造业               | Medical and Pharmaceutical Products  | 189  | 60.34   | 105.8  | 18.27   | 57.76  |
| 化学纤维制造业             | Chemical Fiber   | 27   | 45.59   | 117.4  | 14.52   | 43.22  |
| 橡胶制品业               | Rubber Products  | 90   | 33.47   | 106.0  | 9.65  | 31.76  |
| 塑料制品业               | Plastic Products   | 253  | 45.90   | 119.4  | 11.12   | 45.55  |
| 非金属矿物制品业            | Nonmetal Mineral Products  | 1318   | 305.03  | 106.5  | 95.35   | 295.10   |
| 黑色金属冶炼及压延加工业        | Smelting and Pressing of Ferrous Metals  | 152  | 141.85  | 111.9  | 41.81   | 139.44   |
| 有色金属冶炼及压延加工业        | Smelting and Pressing of Nonferrous Metals                                       | 192  | 162.45  | 124.6  | 42.80   | 158.78   |
| 金属制品业               | Metal Products   | 295  | 50.10   | 102.7  | 13.40   | 48.40  |
| 普通机械制造业             | Ordinary Machinery   | 497  | 107.46  | 100.8  | 31.32   | 104.52   |
| 专用设备制造业             | Special Purpose Equipment  | 549  | 162.09  | 100.2  | 42.57   | 159.26   |
| 交通运输设备制造业           | Transport Equipment  | 268  | 101.60  | 110.9  | 26.93   | 98.43  |
| 电气机械及器材制造业          | Electric Equipment and Machinery   | 298  | 120.34  | 107.8  | 31.76   | 119.82   |
| 电子及通信设备制造业          | Electronic and Telecommunications Equipment                                      | 55   | 58.39   | 117.9  | 20.94   | 57.02  |
| 仪器仪表文化办公用<br>机械制造业  | Instruments, Meters, Cultural<br>and Office Machinery                            | 50   | 9.53  | 111.1  | 2.64  | 9.25   |
| 其他制造业               | Other Manufacturing  | 192  | 47.88   | 116.0  | 13.77   | 47.01  |
| 电力、蒸气、热水的<br>生产和供应业 | Production and Supply of Electric Power,<br>Steam and Hot Water                  | 253  | 323.47  | 110.4  | 164.15  | 322.00   |
| 煤气生产和供应业            | Production and Supply of Gas   | 12   | 3.90  | 108.1  | 1.20  | 3.91   |
| 自来水生产和供应业           | Production and Supply of Tap Water   | 119  | 10.86   | 102.6  | 5.04  | 10.77  |

## 11-10 各市全部国有及限额以上工业企业单位数 (2000年底)

Number of Industrial Enterprises of All State-Owned and Above  
The Limit by City (End of 2000)

单位: 个

(unit)

| 市<br>City               | 合计<br>Total | #国有及国<br>有控股企业<br>State-<br>owned<br>Enterprises | #集体<br>企业<br>Collective-<br>owned<br>Enterprises | #私营<br>企业<br>Private | #外商及港澳<br>台投资企业<br>Foreign<br>Funded Ente-<br>rprises and<br>Enterprises<br>Funded by<br>Entrepreneurs<br>from Hong<br>Kong, Macao<br>& Taiwan | 轻工业<br>Enterprises<br>of Light<br>Industry | 重工业<br>Enterprises<br>of Heavy<br>Industry | #大型企业<br>Large<br>Enterprises | #中型企业<br>Medium-<br>sized<br>Enterprises |
|-------------------------|-------------|--|--|----------------------|--|--|--|-------------------------------|--|
| 全 省<br>Total            | 9930        | 3177   | 4699   | 1145                 | 406  | 4680                                       | 5250                                       | 319                           | 684                                      |
| 郑 州 市<br>Zhengzhou      | 1621        | 335  | 827  | 197                  | 102  | 522  | 1099                                       | 47                            | 58                                       |
| 开 封 市<br>Kaifeng        | 466         | 188  | 233  | 21                   | 11   | 270  | 196  | 22                            | 42                                       |
| 洛 阳 市<br>Luoyang        | 680         | 264  | 274  | 97                   | 28   | 249  | 431  | 38                            | 53                                       |
| 平 顶 山 市<br>Pingdingshan | 395         | 143  | 209  | 23                   | 19   | 141  | 254  | 16                            | 35                                       |
| 安 阳 市<br>Anyang         | 507         | 179  | 163  | 101                  | 12   | 229  | 278  | 19                            | 46                                       |
| 鹤 壁 市<br>Hebi           | 263         | 104  | 102  | 6                    | 16   | 93   | 170  | 7                             | 25                                       |
| 新 乡 市<br>Xingxiang      | 679         | 247  | 326  | 46                   | 34   | 351  | 328  | 31                            | 64                                       |
| 焦 作 市<br>Jiaozhuo       | 857         | 222  | 491  | 98                   | 33   | 364  | 493  | 21                            | 53                                       |
| 濮 阳 市<br>Puyang         | 357         | 131  | 116  | 96                   | 7  | 216  | 141  | 7                             | 11                                       |
| 许 昌 市<br>Xuchang        | 648         | 119  | 399  | 64                   | 24   | 277  | 371  | 11                            | 38                                       |
| 漯 河 市<br>Luohe          | 398         | 59   | 164  | 110                  | 22   | 266  | 132  | 5                             | 32                                       |
| 三 门 峡 市<br>Sanmenxia    | 298         | 92   | 172  | 15                   | 13   | 51   | 247  | 13                            | 21                                       |
| 南 阳 市<br>Nanyang        | 880         | 245  | 448  | 94                   | 39   | 502  | 378  | 31                            | 57                                       |
| 商 丘 市<br>Shangqiu       | 401         | 208  | 124  | 52                   | 10   | 271  | 130  | 16                            | 22                                       |
| 信 阳 市<br>Xinyang        | 363         | 169  | 155  | 21                   | 8  | 180  | 183  | 12                            | 39                                       |
| 周 口 市<br>Zhoukou        | 473         | 223  | 168  | 65                   | 10   | 321  | 152  | 9                             | 49                                       |
| 驻 马 店 市<br>Zhumadian    | 528         | 208  | 267  | 30                   | 11   | 342  | 186  | 6                             | 30                                       |
| 济 源 市<br>Jiyuan         | 116         | 40   | 61   | 9                    | 7  | 35   | 81   | 8                             | 9  |

## 11-11 各市全部国有及限额以上工业总产值 (2000年)

Gross Industrial Output Value of All State-Owned  
and Above The Limit by City (2000)

本表按当年价格计算。

Data in this table are calculated at current prices.

单位: 亿元

(100 million yuan)

| 市<br>City               | 合计<br>Total | #国有及国<br>有控股企业<br>State-<br>owned<br>Enterprises | #集体<br>企业<br>Collective-<br>owned<br>Enterprises | #私营<br>企业<br>Private | #外商及港澳<br>台投资企业<br>Foreign<br>Funded Ent-<br>prises and<br>Enterprises<br>Funded by<br>Entrepreneurs<br>from Hong<br>Kong, Macao<br>& Taiwan | 轻工业<br>Enterprises<br>of Light<br>Industry | 重工业<br>Enterprises<br>of Heavy<br>Industry | #大型企业<br>Large<br>Enterprises | #中型企业<br>Medium-<br>sized<br>Enterprises |
|-------------------------|-------------|--|--|----------------------|--|--|--|-------------------------------|--|
| 全 省<br>Total            | 3494.96     | 1900.85  | 1003.24  | 222.79               | 257.71   | 1282.27                                    | 2212.69                                    | 1289.91                       | 432.53                                   |
| 郑 州 市<br>Zhengzhou      | 568.03      | 205.54   | 199.48   | 42.48                | 49.84  | 159.63                                     | 408.40                                     | 142.94                        | 44.93                                    |
| 开 封 市<br>Kaifeng        | 123.73      | 65.92  | 47.63  | 4.99                 | 10.42  | 62.47                                      | 61.27                                      | 31.32                         | 17.61                                    |
| 洛 阳 市<br>Luoyang        | 358.87      | 276.78   | 44.67  | 12.86                | 23.04  | 59.97                                      | 298.90                                     | 229.72                        | 31.85                                    |
| 平 顶 山 市<br>Pingdingshan | 175.72      | 132.61   | 29.70  | 2.91                 | 17.64  | 52.10                                      | 123.62                                     | 109.47                        | 13.97                                    |
| 安 阳 市<br>Anyang         | 228.27      | 150.59   | 35.26  | 25.91                | 31.71  | 61.81                                      | 166.45                                     | 108.19                        | 27.51                                    |
| 鹤 壁 市<br>Hebi           | 78.87       | 37.85  | 17.35  | 5.66                 | 5.62   | 28.81                                      | 50.05                                      | 22.82                         | 12.28                                    |
| 新 乡 市<br>Xingxiang      | 228.20      | 126.43   | 65.58  | 8.64                 | 36.47  | 106.10                                     | 122.10                                     | 91.23                         | 29.14                                    |
| 焦 作 市<br>Jiaozhuo       | 234.80      | 113.83   | 92.83  | 13.48                | 11.58  | 59.51                                      | 175.30                                     | 70.75                         | 31.46                                    |
| 濮 阳 市<br>Puyang         | 170.55      | 130.92   | 21.66  | 15.05                | 0.74   | 33.57                                      | 136.98                                     | 96.28                         | 8.21                                     |
| 许 昌 市<br>Xuchang        | 217.37      | 73.32  | 107.23   | 12.64                | 9.99   | 85.66                                      | 131.71                                     | 41.47                         | 30.16                                    |
| 漯 河 市<br>Luohe          | 187.50      | 69.57  | 68.28  | 31.01                | 11.84  | 135.70                                     | 51.79                                      | 60.06                         | 38.51                                    |
| 三 门 峡 市<br>Sanmenxia    | 147.84      | 77.41  | 59.69  | 2.31                 | 3.00   | 22.68                                      | 125.15                                     | 44.02                         | 16.28                                    |
| 南 阳 市<br>Nanyang        | 275.89      | 156.05   | 76.05  | 11.59                | 14.06  | 122.96                                     | 152.93                                     | 105.52                        | 28.62                                    |
| 商 丘 市<br>Shangqiu       | 101.40      | 64.20  | 26.37  | 6.72                 | 1.77   | 54.72                                      | 46.68                                      | 30.30                         | 16.14                                    |
| 信 阳 市<br>Xinyang        | 88.90       | 58.55  | 22.14  | 3.69                 | 4.01   | 45.95                                      | 42.95                                      | 21.72                         | 20.57                                    |
| 周 口 市<br>Zhoukou        | 158.68      | 81.66  | 38.72  | 15.44                | 19.79  | 121.68                                     | 37.01                                      | 49.58                         | 36.85                                    |
| 驻 马 店 市<br>Zhumadian    | 109.16      | 52.89  | 39.57  | 6.35                 | 3.75   | 62.30                                      | 46.86                                      | 13.47                         | 22.27                                    |
| 济 源 市<br>Jiyuan         | 41.16       | 26.73  | 11.02  | 1.08                 | 2.47   | 6.64                                       | 34.52                                      | 21.03                         | 6.17                                     |

# 11-12 各市全部国有及限额以上工业销售产值 (2000年)

## Total Industrial Sales of All State-Owned and Above The Limit by City(2000)

本表按当年价格计算。

Data in this table are calculated at current prices.

单位: 亿元

(100 million yuan)

| 市<br>City               | 合计<br>Total    | #国有及国<br>有控股企业<br>State-<br>owned<br>Enterprises | #集体<br>企业<br>Collective-<br>owned<br>Enterprises | #私营<br>企业<br>Private | #外商及港澳<br>台投资企业<br>Foreign Funded<br>Enterprises<br>and Enterprises<br>Funded by<br>Entrepreneurs<br>from Hong<br>Kong, Macao &<br>Taiwan | 轻工业<br>Enterprises<br>of Light<br>Industry | 重工业<br>Enterprises<br>of Heavy<br>Industry | #大型企业<br>Large<br>Enterprises | #中型企业<br>Medium-<br>sized<br>Enterprises |
|-------------------------|----------------|--|--|----------------------|---|--|--|-------------------------------|--|
| <b>全 省</b>              | <b>3424.93</b> | <b>1871.47</b>                                   | <b>979.04</b>                                    | <b>216.25</b>        | <b>251.54</b>   | <b>1252.07</b>                             | <b>2172.86</b>                             | <b>1269.10</b>                | <b>424.25</b>                            |
| <b>Total</b>            |                |  |  |                      |   |  |  |                               |  |
| 郑 州 市<br>Zhengzhou      | 553.31         | 202.71   | 193.35   | 40.35                | 49.15   | 156.90                                     | 396.42                                     | 140.67                        | 44.21                                    |
| 开 封 市<br>Kaifeng        | 120.45         | 63.86  | 46.58  | 4.93                 | 9.84  | 60.24                                      | 60.22                                      | 30.17                         | 17.13                                    |
| 洛 阳 市<br>Luoyang        | 349.18         | 270.29   | 43.01  | 12.34                | 22.13   | 57.39                                      | 291.79                                     | 223.18                        | 31.31                                    |
| 平 顶 山 市<br>Pingdingshan | 170.66         | 129.16   | 28.43  | 2.86                 | 17.39   | 50.25                                      | 120.41                                     | 106.25                        | 13.95                                    |
| 安 阳 市<br>Anyang         | 224.86         | 149.86   | 34.07  | 24.78                | 31.30   | 60.30                                      | 164.56                                     | 107.75                        | 27.31                                    |
| 鹤 壁 市<br>Hebi           | 77.68          | 37.69  | 17.18  | 5.55                 | 5.05  | 28.04                                      | 49.64                                      | 22.81                         | 12.15                                    |
| 新 乡 市<br>Xingxiang      | 224.48         | 123.90   | 64.79  | 8.44                 | 36.51   | 104.19                                     | 120.29                                     | 89.49                         | 28.53                                    |
| 焦 作 市<br>Jiaozhuo       | 230.68         | 111.94   | 91.32  | 13.15                | 11.12   | 58.10                                      | 172.58                                     | 70.02                         | 30.63                                    |
| 濮 阳 市<br>Puyang         | 168.49         | 129.94   | 21.06  | 14.67                | 0.71  | 32.68                                      | 135.80                                     | 95.70                         | 8.00                                     |
| 许 昌 市<br>Xuchang        | 214.40         | 74.12  | 104.31   | 12.35                | 9.88  | 84.49                                      | 129.91                                     | 42.49                         | 30.03                                    |
| 漯 河 市<br>Luohe          | 183.38         | 68.41  | 66.50  | 30.89                | 10.75   | 133.03                                     | 50.35                                      | 58.92                         | 37.05                                    |
| 三 门 峡 市<br>Sanmenxia    | 145.43         | 75.44  | 59.36  | 2.28                 | 2.86  | 21.23                                      | 124.20                                     | 42.77                         | 16.05                                    |
| 南 阳 市<br>Nanyang        | 272.28         | 154.03   | 75.24  | 11.14                | 13.80   | 120.69                                     | 151.59                                     | 104.22                        | 27.96                                    |
| 商 丘 市<br>Shangqiu       | 100.81         | 63.80  | 26.25  | 6.62                 | 1.86  | 54.47                                      | 46.34                                      | 30.57                         | 15.94                                    |
| 信 阳 市<br>Xinyang        | 87.83          | 58.11  | 21.75  | 3.63                 | 4.06  | 45.13                                      | 42.70                                      | 21.64                         | 20.45                                    |
| 周 口 市<br>Zhoukou        | 153.70         | 79.97  | 36.86  | 14.82                | 18.99   | 117.50                                     | 36.20                                      | 48.21                         | 35.63                                    |
| 驻 马 店 市<br>Zhumadian    | 107.21         | 51.95  | 38.45  | 6.46                 | 3.72  | 61.25                                      | 45.96                                      | 13.36                         | 21.91                                    |
| 济 源 市<br>Jiyuan         | 40.09          | 26.29  | 10.52  | 1.00                 | 2.41  | 6.20                                       | 33.89                                      | 20.90                         | 6.00                                     |

# 11-13 各市全部国有及限额以上工业增加值 (2000年)

## Industrial value-added of All State-Owned and Above The Limit by City (2000)

本表按当年价格计算。

Data in this table are calculated at current prices.

单位: 亿元

(100 million yuan)

| 市<br>City                  | 合计<br>Total    | #国有及国<br>有控股企业<br>State-<br>owned<br>Enterprises | #集体<br>企业<br>Collective-<br>owned<br>Enterprises | #私营<br>企业<br>Private | #外商及港澳<br>台投资企业<br>Foreign Funded<br>Enterprises<br>and Enterprises<br>Funded by<br>Entrepreneurs<br>from Hong<br>Kong, Macao &<br>Taiwan | 轻工业<br>Enterprises<br>of Light<br>Industry | 重工业<br>Enterprises<br>of Heavy<br>Industry | #大型企业<br>Large<br>Enterprises | #中型企业<br>Medium-<br>sized<br>Enterprises |
|----------------------------|----------------|--|--|----------------------|---|--|--|-------------------------------|--|
| <b>全 省</b><br><b>Total</b> | <b>1154.39</b> | <b>692.79</b>                                    | <b>289.50</b>                                    | <b>59.51</b>         | <b>85.72</b>  | <b>366.74</b>                              | <b>787.65</b>                              | <b>471.24</b>                 | <b>147.29</b>                            |
| 郑 州 市<br>Zhengzhou         | 187.47         | 76.96  | 61.81  | 11.79                | 16.76   | 51.73                                      | 135.73                                     | 52.81                         | 15.57                                    |
| 开 封 市<br>Kaifeng           | 34.75          | 19.42  | 12.58  | 1.24                 | 2.92  | 16.29                                      | 18.46                                      | 8.98                          | 5.08                                     |
| 洛 阳 市<br>Luoyang           | 116.70         | 92.35  | 12.82  | 3.63                 | 7.44  | 16.63                                      | 100.07                                     | 71.64                         | 13.41                                    |
| 平 顶 山 市<br>Pingdingshan    | 65.41          | 51.28  | 10.13  | 0.80                 | 7.62  | 16.14                                      | 49.26                                      | 42.44                         | 5.13                                     |
| 安 阳 市<br>Anyang            | 79.34          | 57.91  | 9.72   | 6.94                 | 14.09   | 19.23                                      | 60.11                                      | 42.44                         | 9.21                                     |
| 鹤 壁 市<br>Hebi              | 26.86          | 15.53  | 5.07   | 1.37                 | 1.61  | 7.21                                       | 19.65                                      | 10.53                         | 3.93                                     |
| 新 乡 市<br>Xingxiang         | 67.51          | 37.94  | 18.38  | 2.41                 | 10.02   | 27.85                                      | 39.65                                      | 25.65                         | 9.59                                     |
| 焦 作 市<br>Jiaozhuo          | 73.61          | 38.75  | 25.99  | 3.57                 | 4.41  | 16.49                                      | 57.12                                      | 25.03                         | 10.41                                    |
| 濮 阳 市<br>Puyang            | 75.93          | 65.33  | 5.85   | 3.91                 | 0.23  | 8.46                                       | 67.47                                      | 53.22                         | 2.89                                     |
| 许 昌 市<br>Xuchang           | 71.72          | 28.96  | 32.40  | 3.48                 | 3.06  | 26.77                                      | 44.95                                      | 15.80                         | 12.38                                    |
| 漯 河 市<br>Luohe             | 50.07          | 19.44  | 18.17  | 7.81                 | 2.90  | 35.51                                      | 14.56                                      | 14.84                         | 11.41                                    |
| 三 门 峡 市<br>Sanmenxia       | 48.78          | 27.56  | 18.02  | 0.63                 | 0.85  | 7.13                                       | 41.65                                      | 16.54                         | 5.73                                     |
| 南 阳 市<br>Nanyang           | 98.37          | 61.43  | 21.26  | 3.10                 | 5.11  | 35.67                                      | 62.70                                      | 45.23                         | 9.07                                     |
| 商 丘 市<br>Shangqiu          | 35.47          | 25.54  | 7.00   | 1.79                 | 0.48  | 15.10                                      | 20.37                                      | 11.18                         | 5.99                                     |
| 信 阳 市<br>Xinyang           | 26.99          | 18.44  | 6.29   | 1.02                 | 1.30  | 12.63                                      | 14.35                                      | 6.59                          | 6.16                                     |
| 周 口 市<br>Zhoukou           | 48.05          | 27.97  | 9.91   | 4.02                 | 5.30  | 33.76                                      | 14.29                                      | 16.90                         | 11.11                                    |
| 驻 马 店 市<br>Zhumadian       | 34.26          | 19.37  | 10.54  | 1.70                 | 0.94  | 18.18                                      | 16.08                                      | 4.95                          | 7.71                                     |
| 济 源 市<br>Jiyuan            | 13.10          | 8.60   | 3.56   | 0.30                 | 0.68  | 1.94                                       | 11.16                                      | 6.46                          | 2.52                                     |

## 11-14 主要工业产品产量

## Output of Major Industrial Products

| 产品名称           | Item   | 1985   | 1990    | 1995    | 1999   | 2000   |
|----------------|--|--------|---------|---------|--------|--------|
| 自行车 (万辆)       | Bicycles (10 000 units)                            | 153.46 | 75.72   | 188.92  | 48.40  | 35.74  |
| 电视机 (万台)       | Television Set (10 000 units)                      | 31.78  | 35.49   | 39.58   | 102.56 | 90.91  |
| 家用电冰箱 (万台)     | Household Refrigerators (10 000 tons)              | 0.95   | 12.31   | 72.12   | 123.92 | 107.97 |
| 化学纤维 (吨)       | Chemical Fiber (ton)                               | 38480  | 63663   | 101418  | 114715 | 186297 |
| 纱 (万吨)         | Yarn (10 000 tons)                                 | 22.92  | 31.45   | 41.03   | 52.85  | 61.06  |
| 布 (亿米)         | Cloth (100 million m)                              | 9.36   | 11.17   | 16.64   | 11.92  | 11.09  |
| 丝 (吨)          | Silk (ton)   | 136    | 222     | 1308    | 918    | 1075   |
| 丝织品 (万米)       | Silk-knit Goods (10 000 m)                         | 3450   | 3659    | 6135    | 1927   | 1759   |
| 呢绒 (万米)        | Woolen Piece Goods (10 000 m)                      | 885.00 | 1046.34 | 1036.00 | 271.00 | 184.90 |
| 毛线 (吨)         | Knitting Wool (ton)                                | 3013   | 3979    | 6687    | 12099  | 12115  |
| 服装 (万件)        | Garments (10 000 sets)                             |        | 15984   | 13772   | 7131   | 6502   |
| 原盐 (吨)         | Salt (ton)   |        | 41900   |         | 361645 | 593804 |
| 卷烟 (万箱)        | Cigarettes (10 000 cases)                          | 316.20 | 291.49  | 298.30  | 287.67 | 294.23 |
| 饮料酒 (万吨)       | Alcoholic Beverages (10 000 tons)                  | 36.73  | 63.41   | 123.20  | 147.05 | 141.45 |
| 罐头 (吨)         | Canned Food (ton)                                  | 48297  | 40573   | 158355  | 30390  | 24615  |
| 乳制品 (吨)        | Dairy Products (ton)                               |        | 1674    | 5803    | 7794   | 8086   |
| 配、混合饲料 (万吨)    | Mixed Feed (10 000 tons)                           | 32.79  | 101.07  | 103.91  | 161.69 | 185.03 |
| 机制纸及纸板 (万吨)    | Machine-made Paper and Paperboard<br>(10 000 tons) | 79.73  | 148.41  | 328.85  | 278.85 | 290.06 |
| 合成洗涤剂 (吨)      | Synthetic Detergents (ton)                         | 62775  | 92275   | 164482  | 194739 | 190278 |
| 日用精铝制品 (吨)     | Fine Aluminium Products Daily-use (ton)            | 1476   | 3010    | 7804    | 10806  | 16527  |
| 日用陶瓷器 (万件)     | Household Ceramics (10 000 pcs)                    | 12536  | 24539   | 71122   | 97019  | 38070  |
| 日用玻璃制品 (万吨)    | Daily-use Glassware (10 000 ton)                   | 12.96  | 19.42   | 65.61   | 28.09  | 26.99  |
| 塑料制品 (万吨)      | Plastic Products (10 000 tons)                     | 8.28   | 14.95   | 53.00   | 53.91  | 46.88  |
| # 农用薄膜 (万吨)    | Plastic Film for Farm Use (10 000 tons)            |        | 2.54    | 6.10    | 8.94   | 9.28   |
| 火柴 (万件)        | Match (10 000 units)                               | 181.30 | 197.03  | 335.67  | 194.25 | 150.87 |
| 肥皂 (吨)         | Soap (ton)   | 40563  | 39287   | 34899   | 15606  | 13283  |
| 干电池(折手电池) (万只) | Dry battery (10 000 units)                         | 42493  | 56491   | 45556   | 36256  | 35752  |
| 原煤 (万吨)        | Coal (10 000 tons)                                 | 7857   | 9080    | 10334   | 8012   | 7578   |
| 原油 (万吨)        | Crude Oil (10 000 tons)                            | 793.31 | 882.06  | 601.96  | 565.40 | 562.18 |
| 原油加工量 (万吨)     | Volume of Crude Oil Processing<br>(10 000 tons)    |        |         | 51.44   | 520.00 | 573.65 |
| 汽油(不包括溶剂油)(万吨) | Gasoline (10 000 tons)                             | 28.77  | 80.80   | 138.68  | 119.06 | 136.86 |
| 柴油 (万吨)        | Diesel Oil (10 000 tons)                           | 27.91  | 68.82   | 121.69  | 188.65 | 213.42 |
| 润滑油 (吨)        | Lubricating Oil (ton)                              | 48255  | 75771   | 105117  | 60183  | 42783  |
| 天然气 (万立方米)     | Natural Gas (10 000 cu.m)                          | 61778  | 138914  | 113776  | 140771 | 149465 |



11-14 续表1 continued

| 产品名称          | Item                                    | 1985   | 1990    | 1995    | 1999    | 2000    |
|---------------|---|--------|---------|---------|---------|---------|
| 发电量(亿千瓦小时)    | Electricity (100 million kwh)           | 209.34 | 319.14  | 547.71  | 658.97  | 694.93  |
| 铁矿石(原矿量)(万吨)  | Iron ore (10 000 tons)                  | 145.39 | 187.87  | 263.94  | 340.44  | 154.66  |
| 生铁(万吨)        | Pig Iron (10 000 tons)                  | 112.81 | 171.33  | 322.06  | 444.21  | 508.88  |
| 钢(万吨)         | Steel (10 000 tons)                     | 97.26  | 168.98  | 280.98  | 392.03  | 404.84  |
| 成品钢材(万吨)      | Steel Products (10 000 tons)            | 79.67  | 134.01  | 261.11  | 379.45  | 405.62  |
| 铁合金(吨)        | Ferroalloy (ton)                        | 23592  | 49606   | 119291  | 173288  | 142666  |
| 焦炭(万吨)        | Coke (10 000 tons)                      | 68.53  | 113.05  | 488.74  | 395.96  | 355.22  |
| 十种有色金属(吨)     | 10 Nonferrous Metal (ton)               | 84459  | 106491  | 319583  | 578192  | 709247  |
| 铜材(吨)         | Copper Products (ton)                   | 43709  | 45424   | 39804   | 120136  | 116887  |
| 铝(吨)          | Aluminium (ton)                         | 6374   | 8949    | 187365  | 376166  | 415310  |
| 氧化铝(万吨)       | Alumina (10 000 tons)                   | 53.30  | 60.07   | 79.09   | 121.36  | 144.42  |
| 硫铁矿(生产量)(万吨)  | Sulfur-iron ore (Output) (10 000 tons)  | 9.08   | 15.26   | 68.36   | 14.28   | 23.26   |
| 硫酸(万吨)        | Sulfuric Acid (10 000 tons)             | 16.33  | 36.38   | 84.25   | 83.75   | 75.01   |
| 浓硝酸(吨)        | Concentrated Nitric Acid (ton)          |        | 6302    | 24054   | 35839   | 38451   |
| 纯碱(万吨)        | Soda Ash (10 000 tons)                  | 3.08   | 16.33   | 28.71   | 39.47   | 33.65   |
| 烧碱(万吨)        | Caustic Soda (10 000 tons)              | 7.31   | 12.21   | 26.94   | 33.30   | 37.62   |
| 电石(折合量)(吨)    | Calcium Carbide (ton)                   | 83474  | 87099   | 151828  | 88898   | 98788   |
| 纯苯(吨)         | Pure Benzene (ton)                      | 4245   | 3923    | 12762   | 6982    | 47545   |
| 冰醋酸(吨)        | Glacial Acetic Acid (ton)               | 3467   | 5155    | 15092   | 8068    | 11123   |
| 合成氨(万吨)       | Synthetic Ammonia (10 000 tons)         | 112.52 | 168.16  | 266.89  | 311.64  | 316.55  |
| 农用化肥(折纯量)(万吨) | Chemical Fertilizers (10 000 tons)      | 81.43  | 140.58  | 219.19  | 252.72  | 258.56  |
| 化学农药(原药)(吨)   | Chemical Pesticide (ton)                | 1218   | 5441    | 7521    | 17126   | 21008   |
| 油漆(吨)         | Paint (ton)                             | 23330  | 26868   | 73348   | 53033   | 50637   |
| 染料(吨)         | Dyestuff (ton)                          | 4056   | 6168    | 10734   | 3979    | 9033    |
| 化学医药(原药)(吨)   | Chemical Raw Medicine (ton)             | 796    | 5871    | 27855   | 12399   | 13832   |
| 轮胎外胎(万条)      | Tires (10 000)                          | 88.24  | 212.54  | 412.79  | 544.50  | 555.51  |
| 塑料(吨)         | Plastics (10 000 tons)                  | 14689  | 29306   | 129477  | 344309  | 381960  |
| 人造板(立方米)      | Artificial Board (cu.m)                 | 25293  | 41540   | 1214187 | 630700  | 646558  |
| 水泥(万吨)        | Cement (10 000 tons)                    | 764.77 | 1178.91 | 3348.27 | 3800.80 | 3723.00 |
| 平板玻璃(万重量箱)    | Plate Glass (10 000 weight cases)       | 595.73 | 904.80  | 2127.41 | 2137.14 | 2425.41 |
| 发电设备(千瓦)      | Power Generating Equipment (kw)         | 1800   | 32300   | 273548  | 185579  | 171771  |
| 交流电动机(万千瓦)    | Alternating Equipment (10 000 Kw)       | 164.50 | 166.49  | 239.49  | 151.04  | 152.74  |
| 金属切削机床(台)     | Metal-cutting Machine Tools (unit)      | 2758   | 1214    | 1634    | 857     | 1197    |
| 汽车(辆)         | Motor Vehicles (unit)                   | 3691   | 3341    | 18394   | 7909    | 7903    |
| 大中型拖拉机(台)     | Large and Medium Tractors (unit)        | 4481   | 10348   | 12468   | 9581    | 7059    |
| 小型拖拉机(万台)     | Small-size Tractor (10 000 units)       | 9.42   | 16.58   | 24.07   | 37.65   | 42.01   |
| 内燃机(商品量)(万千瓦) | Internal Combustion Engines (10 000 kw) |        | 208.55  | 759.00  | 828.90  | 546.70  |

## 11-15 各市主要工业产品产量 (2000年)

## Output of Major Industrial Products by City (2000)

| 市 | City             | 化学纤维<br>(吨)<br>Chemical<br>Fiber<br>(ton) | 纱<br>(吨)<br>Yarn<br>(ton) | 布<br>(万米)<br>Cloth<br>(10 000m) | 丝织品<br>(万米)<br>Silk-knit<br>Goods<br>(10 000m) | 服装<br>(万件)<br>Garments<br>(10 000<br>sets) | 卷烟<br>(万箱)<br>Cigarettes<br>(10 000<br>cases) | 饮料酒<br>(吨)<br>Alcoholic<br>Beverages<br>(ton) | 罐头<br>(吨)<br>Canned<br>Food<br>(ton) |
|---|------------------|---|---------------------------|---------------------------------|--|--|---|---|--------------------------------------|
| 全 | 省 Total          | 186297                                    | 610611                    | 110920                          | 1759   | 6502                                       | 294   | 1414531                                       | 24615                                |
| 郑 | 州市 Zhengzhou     | 21026                                     | 69194                     | 23391                           |  | 1132                                       | 86  | 399435  |                                      |
| 开 | 封市 Kaifeng       |   | 36926                     | 2073                            | 233  | 76   | 4   | 61368   |                                      |
| 洛 | 阳市 Luoyang       | 39718                                     | 28146                     | 8779                            |  | 962  | 18  | 38820   |                                      |
| 平 | 顶山市 Pingdingshan | 52818                                     | 20281                     | 4090                            |  | 192  | 9   | 34692   |                                      |
| 安 | 阳市 Anyang        | 1796                                      | 69169                     | 8475                            |  | 54   | 35  | 14484   |                                      |
| 鹤 | 壁市 Hebi          |   | 29368                     | 2643                            |  | 130  |   | 1926  |                                      |
| 新 | 乡市 Xingxiang     | 46252                                     | 89010                     | 13473                           | 354  | 660  | 5   | 48711   |                                      |
| 焦 | 作市 Jiaozhuo      | 5555                                      | 19200                     | 9273                            | 118  | 285  |   | 78616   |                                      |
| 濮 | 阳市 Puyang        | 240                                       | 10847                     | 2484                            |  | 28   |   | 30619   |                                      |
| 许 | 昌市 Xuchang       |   | 26209                     | 8885                            | 56   | 540  | 40  | 6124  |                                      |
| 漯 | 河市 Luohe         | 6633                                      | 13760                     | 1074                            |  | 53   | 20  | 91034   | 1531                                 |
| 三 | 门峡市 Sanmenxia    |   | 6475                      | 2927                            |  | 3  |   | 102267  |                                      |
| 南 | 阳市 Nanyang       | 11331                                     | 94454                     | 13643                           | 971  | 621  | 40  | 78394   | 1088                                 |
| 商 | 丘市 Shangqiu      |   | 22215                     | 854                             | 27   | 1277                                       | 4   | 145051  | 10909                                |
| 信 | 阳市 Xinyang       | 928                                       | 9725                      | 847                             |  | 109  | 6   | 144301  | 3365                                 |
| 周 | 口市 Zhoukou       |   | 44185                     | 5096                            |  | 127  | 1   | 52560   | 7722                                 |
| 驻 | 马店市 Zhumadian    |   | 17992                     | 2835                            |  | 242  | 26  | 63618   |                                      |
| 济 | 源市 Jiyuan        |   | 3455                      | 78                              |  | 11   | 0   | 22511   |                                      |

| 市 | City             | 乳制品<br>(吨)<br>Dairy<br>Products<br>(ton) | 配、混合<br>饲料<br>(吨)<br>Mixed<br>Feed<br>(ton) | 机制纸<br>及纸板<br>(万吨)<br>Machinema-<br>de Paper and<br>Paperboard<br>(10 000 tons) | 合成<br>洗涤剂<br>(吨)<br>Synthetic<br>Detergents<br>(ton) | 日用<br>陶瓷器<br>(万件)<br>Household<br>Ceramics<br>(10 000 pcs) | 肥皂<br>(吨)<br>Soap<br>(ton) | 原煤<br>(万吨)<br>Coal<br>(10 000 tons) | 发电量<br>(亿千瓦<br>小时)<br>Electricity<br>(100<br>million kwh) |
|---|------------------|--|---|---|--|--|----------------------------|-------------------------------------|---|
| 全 | 省 Total          | 8086                                     | 1850285                                     | 2900649   | 190278   | 38070  | 13283                      | 7578                                | 695   |
| 郑 | 州市 Zhengzhou     | 854                                      | 215885                                      | 923175  | 17240  | 83   | 6639                       | 1830                                | 85  |
| 开 | 封市 Kaifeng       | 20                                       | 133949                                      | 46328   | 97153  |  | 1949                       |                                     | 23  |
| 洛 | 阳市 Luoyang       |  | 58131                                       | 42998   | 51749  | 5423   |                            | 224                                 | 113   |
| 平 | 顶山市 Pingdingshan | 374                                      | 58692                                       | 49494   | 1833   | 46   |                            | 2221                                | 84  |
| 安 | 阳市 Anyang        |  | 14869                                       | 90980   | 8160   |  | 654                        | 171                                 | 48  |
| 鹤 | 壁市 Hebi          |  | 247662                                      | 35890   |  |  | 823                        | 751                                 | 23  |
| 新 | 乡市 Xingxiang     |  | 154071                                      | 665870  |  | 14   |                            | 54                                  | 34  |
| 焦 | 作市 Jiaozhuo      |  | 75876                                       | 406145  |  | 11267  |                            | 437                                 | 112   |
| 濮 | 阳市 Puyang        |  | 92647                                       | 59482   | 79   | 12   |                            |                                     | 9   |
| 许 | 昌市 Xuchang       |  | 32465                                       | 160488  |  | 15018  |                            | 301                                 | 11  |
| 漯 | 河市 Luohe         | 991                                      | 50810                                       | 166710  | 1397   | 430  | 3218                       | 15                                  | 3   |
| 三 | 门峡市 Sanmenxia    | 905                                      | 8088  |   |  | 3  |                            | 893                                 | 58  |
| 南 | 阳市 Nanyang       | 767                                      | 83763                                       | 78883   | 10767  |  |                            |                                     | 46  |
| 商 | 丘市 Shangqiu      | 4175                                     | 39502                                       | 67750   |  |  |                            | 559                                 | 9   |
| 信 | 阳市 Xinyang       |  | 347700                                      | 2070  | 172  | 1702   |                            | 3                                   | 11  |
| 周 | 口市 Zhoukou       |  | 58765                                       | 25766   | 1653   |  |                            |                                     | 14  |
| 驻 | 马店市 Zhumadian    |  | 167045                                      | 51855   | 75   |  |                            |                                     | 7   |
| 济 | 源市 Jiyuan        |  | 10365                                       | 26765   |  | 4072   |                            | 119                                 | 5   |

11-15续表1 continued

| 市 | City             | 生铁<br>(吨)<br>Pig Iron<br>(tons)                         | 钢<br>(吨)<br>Steel<br>(tons)                             | 成品<br>钢材<br>(吨)<br>Steel<br>Products<br>(tons)         | 焦炭<br>(机焦)<br>(万吨)<br>Coke<br>(10 000<br>tons) | 硫酸<br>(吨)<br>Sulfuric<br>Acid<br>(tons)       | 纯碱<br>(吨)<br>Soda<br>Ash<br>(tons)       | 烧碱<br>(吨)<br>Caustic<br>Soda<br>(tons)                   | 电石<br>(折纯量)<br>(吨)<br>Calcium<br>Carbide<br>(tons) |
|---|------------------|---|---|--|--|---|--|--|--|
| 全 | 省 Total          | 5088753   | 4048436   | 4056231  | 355  | 750131  | 336482                                   | 376197   | 98788  |
| 郑 | 州市 Zhengzhou     | 20539   | 16368   | 140913   |  | 93872   | 88799                                    | 98771  |  |
| 开 | 封市 Kaifeng       |   | 13049   | 4853   |  | 197846  |  | 42400  | 3699   |
| 洛 | 阳市 Luoyang       |   | 160998  | 54844  |  | 77584   |  |  | 4168   |
| 平 | 顶山市 Pingdingshan | 51585   | 550840  | 594046   | 167  |   |  | 35085  | 1807   |
| 安 | 阳市 Anyang        | 3956247   | 2505862   | 2252752  | 154  |   |  |  | 8183   |
| 鹤 | 壁市 Hebi          | 1698  | 1960  | 1560   |  | 2839  |  |  |  |
| 新 | 乡市 Xingxiang     | 3000  |   | 107713   |  | 40367   |  | 17190  | 550  |
| 焦 | 作市 Jiaozhuo      | 2029  | 193074  | 219018   |  | 86416   | 176516                                   | 71315  | 53629  |
| 濮 | 阳市 Puyang        | 218592  |   | 3820   |  |   |  | 31164  | 3159   |
| 许 | 昌市 Xuchang       |   |   |  |  |   |  |  |  |
| 漯 | 河市 Luohe         |   |   | 282616   |  |   |  |  |  |
| 三 | 门峡市 Sanmenxia    |   | 3009  |  | 4  | 156895  |  | 13008  |  |
| 南 | 阳市 Nanyang       | 47864   |   | 53806  |  | 13436   | 71167                                    | 28877  | 3573   |
| 商 | 丘市 Shangqiu      |   |   | 627  |  | 11385   |  |  |  |
| 信 | 阳市 Xinyang       | 400384  | 220552  | 0  |  | 10250   |  | 27235  |  |
| 周 | 口市 Zhoukou       |   |   | 54827  |  | 30871   |  |  | 603  |
| 驻 | 马店市 Zhumadian    |   |   | 194  |  |   |  |  |  |
| 济 | 源市 Jiyuan        | 386815  | 382724  | 284642   | 30   | 28370   |  | 11152  | 19417  |
| 市 | City             | 合成氨<br>(万吨)<br>Synthetic<br>Ammonia<br>(10 000<br>tons) | 农用化肥<br>(折纯量)<br>(万吨)<br>Synthetic<br>Ammonia<br>(tons) | 化学农药<br>(原药)<br>(吨)<br>Chemical<br>Pesticide<br>(tons) | 塑料<br>(吨)<br>Plastics<br>(tons)                | 人造板<br>(立方米)<br>Artificial<br>Board<br>(cu.m) | 水泥<br>(万吨)<br>Cement<br>(10 000<br>tons) | 平板<br>玻璃<br>(重量箱)<br>Plate<br>Glass<br>(weight<br>cases) | 小型<br>拖拉机<br>(台)<br>Small<br>Tractors<br>(units)   |
| 全 | 省 Total          | 317   | 259   | 21008  | 468841   | 646558  | 3723                                     | 24254149   | 420057   |
| 郑 | 州市 Zhengzhou     | 20  | 16  | 2684   | 58394  | 51276   | 932                                      | 3500   | 15048  |
| 开 | 封市 Kaifeng       | 19  | 15  | 1657   | 10404  | 88762   | 2  |  | 199885   |
| 洛 | 阳市 Luoyang       | 17  | 13  |  | 37226  | 4916  | 263                                      | 12510073   | 63207  |
| 平 | 顶山市 Pingdingshan | 21  | 17  |  | 4573   | 642   | 334                                      |  |  |
| 安 | 阳市 Anyang        | 32  | 25  | 1708   | 35555  | 100   | 154                                      |  |  |
| 鹤 | 壁市 Hebi          | 3   | 3   | 674  | 12269  | 0   | 136                                      |  | 1751   |
| 新 | 乡市 Xingxiang     | 40  | 33  | 1572   | 18374  | 76311   | 448                                      |  | 130000   |
| 焦 | 作市 Jiaozhuo      | 25  | 19  | 660  | 32031  | 32889   | 279                                      | 1108425  | 574  |
| 濮 | 阳市 Puyang        | 33  | 25  | 4049   | 8246   | 4874  | 5  |  |  |
| 许 | 昌市 Xuchang       | 6   | 4   | 777  | 14086  | 80333   | 220                                      |  | 1121   |
| 漯 | 河市 Luohe         | 16  | 14  | 15   | 105473   | 14578   | 27                                       | 17840  |  |
| 三 | 门峡市 Sanmenxia    | 11  | 9   |  | 6816   | 26161   | 128                                      |  |  |
| 南 | 阳市 Nanyang       | 15  | 14  | 1260   | 23321  | 20250   | 417                                      | 35000  | 274  |
| 商 | 丘市 Shangqiu      | 0   | 4   | 830  | 1638   | 38325   | 14                                       | 4485581  |  |
| 信 | 阳市 Xinyang       | 18  | 16  | 4271   | 1624   | 45583   | 106                                      |  | 8197   |
| 周 | 口市 Zhoukou       | 15  | 13  | 445  | 49796  | 120487  | 2  |  |  |
| 驻 | 马店市 Zhumadian    | 23  | 16  | 406  | 45687  | 41071   | 161                                      | 2424893  |  |
| 济 | 源市 Jiyuan        | 3   | 3   |  | 3328   |   | 95                                       | 3668837  |  |

## 11-16 全部国有及限额以上工业企业全员劳动生产率 (2000年)

## Overall Labor Productivity of All State-Owned Industrial Enterprises and Above the Limit (2000)

单位: 元/人·年

(yuan/person-year)

| 项 目      | Item                                     | 合计<br>Total | #国有及国有控股企业<br>State-owned Enterprises | #集体企业<br>Collective-owned Enterprises | #私营企业<br>Private | #外商及港澳台投资企业<br>Foreign Funded Enterprises and Enterprises Funded by Entrepreneurs from Hong Kong, Macao & Taiwan |
|----------|--|-------------|---------------------------------------|---------------------------------------|------------------|--|
| 总 计      | Total                                    | 33643       | 32930                                 | 31386                                 | 36049            | 82815  |
| 按轻重工业分   | Grouped by Light & Heavy Industry        |             |                                       |                                       |                  |  |
| 轻工业      | Enterprises of Light Industry            | 30334       | 28836                                 | 29337                                 | 36319            | 58315  |
| 以农产品为原料  | Using Farm Products as Raw Materials     | 31816       | 31349                                 | 29654                                 | 38863            | 53782  |
| 以非农产品为原料 | Using Non-Farm Products as Raw Materials | 25591       | 21485                                 | 28052                                 | 29289            | 68383  |
| 重工业      | Enterprises of Heavy Industry            | 35444       | 34626                                 | 32944                                 | 35803            | 117767   |
| 采掘工业     | Mining and Quarrying                     | 29074       | 27853                                 | 32307                                 | 28053            | 33167  |
| 原材料工业    | Raw Materials Industry                   | 55618       | 59529                                 | 34573                                 | 40005            | 131683   |
| 加工工业     | Manufacturing Industry                   | 26160       | 20612                                 | 32473                                 | 35125            | 104524   |
| 按企业规模分   | Grouped by Size of Enterprises           |             |                                       |                                       |                  |  |
| 大型企业     | Large Enterprises                        | 37521       | 37457                                 | 40844                                 |                  | 155771   |
| 中型企业     | Medium-sized Enterprises                 | 27664       | 27804                                 | 22737                                 | 20067            | 54546  |
| 小型企业     | Small Enterprises                        | 32617       | 26029                                 | 31578                                 | 36619            | 68801  |

### 11-17 各市全部国有及限额以上工业企业全员劳动生产率 (2000年)

### Overall Labor Productivity of All State-Owned Industrial Enterprises and Above the Limit by City (2000)

单位: 元/人·年

(yuan/person-year)

| 市<br>City            | 合计<br>Total | #国有及国<br>有控股企业<br>State-<br>owned<br>Enterprises | #集体<br>企业<br>Collective-<br>owned<br>Enterprises | #私营<br>企业<br>Private | #外商及港澳<br>台投资企业<br>Foreign Fun-<br>ded Enter-<br>prises and<br>Enterprises<br>Funded by<br>Entrepreneurs<br>from Hong<br>Kong, Macao<br>& Taiwan | 轻工业<br>Enterprises<br>of Light<br>Industry | 重工业<br>Enterprises<br>of Heavy<br>Industry | 大型<br>企业<br>Large<br>Enter-<br>prises | 中型<br>企业<br>Medium-<br>sized<br>Enterprises | 小型<br>企业<br>Enterprises<br>of Light<br>Industry |
|----------------------|-------------|--|--|----------------------|--|--|--|---------------------------------------|---|---|
| 全 省 Total            | 33643       | 32930  | 31386  | 36049                | 82815  | 30334                                      | 35444                                      | 37521                                 | 27664                                       | 32617   |
| 郑 州 市 Zhengzhou      | 40031       | 33597  | 40407  | 44782                | 81208  | 42102                                      | 39289                                      | 31486                                 | 40932                                       | 45227   |
| 开 封 市 Kaifeng        | 28221       | 26366  | 30303  | 54876                | 91269  | 27989                                      | 28428                                      | 26613                                 | 19096                                       | 32944   |
| 洛 阳 市 Luoyang        | 36896       | 40291  | 20398  | 26440                | 83630  | 25473                                      | 39868                                      | 43324                                 | 32460                                       | 28873   |
| 平 顶 山 市 Pingdingshan | 25364       | 25715  | 20850  | 62655                | 116515   | 30694                                      | 23999                                      | 27555                                 | 18037                                       | 23651   |
| 安 阳 市 Anyang         | 37694       | 43171  | 28327  | 31567                | 244624   | 22826                                      | 47615                                      | 64908                                 | 21981                                       | 26831   |
| 鹤 壁 市 Hebi           | 23833       | 18768  | 33921  | 47811                | 48261  | 32362                                      | 21730                                      | 18488                                 | 22007                                       | 32732   |
| 新 乡 市 Xingxiang      | 28624       | 27387  | 27141  | 32808                | 89695  | 24896                                      | 31990                                      | 35746                                 | 24620                                       | 25786   |
| 焦 作 市 Jiaozhuo       | 28745       | 24284  | 33608  | 41993                | 54567  | 23034                                      | 30961                                      | 27833                                 | 20498                                       | 33085   |
| 濮 阳 市 Puyang         | 71002       | 86653  | 28139  | 45216                | 30316  | 25518                                      | 91432                                      | 116896                                | 26131                                       | 39360   |
| 许 昌 市 Xuchang        | 38260       | 41989  | 36002  | 34266                | 53962  | 40134                                      | 37225                                      | 52084                                 | 36375                                       | 35374   |
| 漯 河 市 Luohe          | 43055       | 60388  | 38993  | 33786                | 81675  | 55026                                      | 28132                                      | 59869                                 | 43631                                       | 36446   |
| 三 门 峡 市 Sanmenxia    | 32988       | 23544  | 73909  | 61012                | 73098  | 42670                                      | 31754                                      | 22589                                 | 26862                                       | 49732   |
| 南 阳 市 Nanyang        | 30994       | 33515  | 20587  | 28758                | 60364  | 24055                                      | 37079                                      | 44687                                 | 19260                                       | 26066   |
| 商 丘 市 Shangqiu       | 30956       | 30939  | 30085  | 37109                | 26452  | 23451                                      | 40578                                      | 30373                                 | 30333                                       | 31538   |
| 信 阳 市 Xinyang        | 26082       | 27538  | 21543  | 21621                | 99762  | 26576                                      | 25663                                      | 36590                                 | 25068                                       | 23384   |
| 周 口 市 Zhoukou        | 32239       | 30252  | 27971  | 48516                | 58541  | 30247                                      | 38183                                      | 46101                                 | 32158                                       | 25747   |
| 驻 马 店 市 Zhumadian    | 33021       | 36651  | 29978  | 21393                | 50765  | 30467                                      | 36476                                      | 52883                                 | 32339                                       | 28711   |
| 济 源 市 Jiyuan         | 26009       | 26135  | 25339  | 23222                | 30533  | 26019                                      | 26007                                      | 23762                                 | 40558                                       | 24287   |

## 11-18 全部国有及限额以上工业企业分行业全员劳动生产率 (2000年)

## Overall Labor Productivity of All State-Owned Industrial Enterprises and Above the Limit by Industrial Branch (2000)

单位: 元/人·年

(yuan/person-year)

| 行 业<br>Item         | 合计<br>Total | #国有及国<br>有控股企业<br>State-<br>owned<br>Enterprises | #集体<br>企业<br>Collective-<br>owned<br>Enterprises | #私营<br>企业<br>Private | #外商及港澳<br>台投资企业<br>Foreign Fun-<br>ded Enter-<br>prises and<br>Enterprises<br>Funded by<br>Entrepreneurs<br>from Hong<br>Kong, Macao<br>& Taiwan |
|---------------------|-------------|--|--|----------------------|--|
|                     |             |  |  |                      |  |
| 煤炭采选业               | 16795       | 14696  | 24020  | 28777                | 32273  |
| 石油和天然气开采业           | 97229       | 99453  | 22070  |                      |  |
| 黑色金属矿采选业            | 20601       | 36812  | 19074  | 27775                |  |
| 有色金属矿采选业            | 42920       | 16845  | 76455  | 44315                |  |
| 非金属矿采选业             | 21803       | 13878  | 21805  | 17147                | 40314  |
| 其他矿采选业              | 4499        | 2352   |  | 9180                 |  |
| 木材及竹材采运业            |             |  |  |                      |  |
| 食品加工业               | 46990       | 43096  | 46099  | 60742                | 71515  |
| 食品制造业               | 32136       | 38068  | 28604  | 21682                | 53615  |
| 饮料制造业               | 36440       | 33060  | 58640  | 40091                | 35910  |
| 烟草加工业               | 138579      | 156815   | 54340  |                      | 75431  |
| 纺织工业                | 16785       | 14354  | 20180  | 25550                | 29367  |
| 服装及其他纤维制品制造业        | 17064       | 8403   | 17269  | 21699                | 20357  |
| 皮革、毛皮、羽绒及其制品业       | 48522       | 11249  | 46909  | 118803               | 58982  |
| 木材加工及竹、藤、<br>棕、草制品业 |             |  |  |                      |  |
| 家具制造业               | 31845       | 15122  | 30743  | 38328                | 59199  |
| 造纸及纸制品业             | 26530       | 15767  | 31800  | 27029                | 35295  |
| 印刷业、记录媒介的复制         | 22255       | 12680  | 35881  | 32176                | 62312  |
| 文教体育用品制造业           | 10626       | 7848   | 9711   | 13777                | 7508   |
| 石油加工及炼焦业            | 205403      | 329368   | 32706  | 26418                | 79464  |
| 化学原料及化学制品制造业        | 29172       | 23883  | 42309  | 47774                | 33355  |
| 医药制造业               | 30271       | 24654  | 26510  | 19957                | 91956  |
| 化学纤维制造业             | 42733       | 41944  | 55827  | 30895                | 34478  |
| 橡胶制品业               | 26896       | 22328  | 35009  | 38984                | 23855  |
| 塑料制品业               | 24285       | 15624  | 32042  | 16692                | 50605  |
| 非金属矿物制品业            | 26156       | 17801  | 31568  | 29569                | 33143  |
| 黑色金属冶炼及压延加工业        | 39079       | 36299  | 43647  | 33620                | 183288   |
| 有色金属冶炼及压延加工业        | 49709       | 45291  | 40928  | 72038                | 41661  |
| 金属制品业               | 28556       | 8853   | 29825  | 51209                | 73080  |
| 普通机械制造业             | 18852       | 12234  | 28670  | 36702                | 50618  |
| 专用设备制造业             | 20502       | 14813  | 29102  | 44985                | 31596  |
| 交通运输设备制造业           | 25062       | 18490  | 25732  | 43122                | 63606  |
| 电气机械及器材制造业          | 37278       | 35931  | 36261  | 75619                | 97966  |
| 电子及通信设备制造业          | 92723       | 108501   | 32284  | 66178                | 369475   |
| 仪器仪表及文化办公用<br>机械制造业 |             |  |  |                      |  |
| 其他制造业               | 16545       | 9977   | 26206  | 30964                | 64341  |
| 电力、蒸气、热水的<br>生产和供应业 | 82643       | 77544  | 53254  |                      | 174384   |
| 煤气生产和供应业            | 22676       | 20792  | 125663   |                      |  |
| 自来水生产和供应业           | 16059       | 15694  | 63573  |                      | 14379  |

## 11-19 全部国有及限额以上工业企业主要经济指标 (2000年)

单位: 亿元

| 指 标         | Item  | 合计<br>Total | #国有<br>及国有<br>控股企业<br>State-<br>owned<br>Enterprises | #集体<br>企业<br>Collective-<br>owned<br>Enterprises |
|-------------|---|-------------|--|--|
| 企业单位数(个)    | Number of Enterprises (unit)                        | 9930        | 3177   | 4699   |
| #亏损企业       | Loss  | 1732        | 920  | 541  |
| 平均从业人员(万人)  | Average Number of Employment(10 000 persons)        | 343.13      | 210.41   | 92.23  |
| 工业总产值(现价)   | Gross Industrial Output Value                       | 3494.96     | 1900.85  | 1003.24  |
| #新产品产值      | Output Value of New Products                        | 146.39      | 125.32   | 11.28  |
| 工业增加值(生产法)  | Value Added of Industry                             | 1154.39     | 692.79   | 289.50   |
| 工业销售产值      | value of Industrial Products Sales                  | 3424.93     | 1871.47  | 979.04   |
| #出口交货值      | Delivery Value for Export                           | 119.76      | 64.27  | 27.04  |
| 资产总计        | Total Assets  | 5234.71     | 3850.21  | 769.91   |
| 流动资产合计      | Circulating Funds                                   | 2216.51     | 1561.37  | 396.53   |
| #应收帐款净额     | Accounts Receivable                                 | 562.86      | 401.50   | 95.62  |
| #存货         | Stock   | 656.10      | 425.09   | 140.22   |
| #产成品        | Finished Products                                   | 310.34      | 191.83   | 78.53  |
| 流动资产年平均余额   | Annual Average Balance of Circulating Funds         | 2168.87     | 1527.19  | 386.17   |
| 固定资产合计      | Fixed Assets  | 2615.61     | 1985.77  | 320.19   |
| 固定资产原价      | Original Value of Fixed Assets                      | 3447.82     | 2666.00  | 402.89   |
| #生产经营用      | For Productive Use                                  | 2919.41     | 2255.73  | 332.52   |
| 累计折旧        | Accumulative Depreciation                           | 1207.65     | 1008.70  | 111.40   |
| #本年折旧       | Depreciation in this Year                           | 173.82      | 132.56   | 20.51  |
| 固定资产净值      | Net Value of Fixed Assets                           | 2240.17     | 1657.30  | 291.48   |
| 固定资产净值年平均余额 | Annual Average Balance of Net Value of Fixed Assets | 2207.10     | 1633.94  | 291.68   |
| 无形及递延资产合计   | Intangible and Deferred Assets                      | 157.72      | 116.65   | 18.56  |
| #无形资产       | Intangible Assets                                   | 102.70      | 73.79  | 11.04  |
| 负债合计        | Total Liabilities                                   | 3477.34     | 2574.94  | 503.86   |
| #流动负债       | Liquid Liabilities                                  | 2295.92     | 1634.76  | 387.28   |
| 长期负债        | Long-term Liabilities                               | 1155.40     | 923.46   | 111.26   |
| 流动资产年平均余额   | Annual Average Balance of Liquid Liabilities        | 2269.40     | 1630.81  | 375.34   |
| 所有者权益合计     | Creditors' Equity                                   | 1757.36     | 1275.26  | 266.05   |
| #实收资本       | Total Capital Hold                                  | 1174.90     | 792.65   | 206.65   |
| #国家资本       | State   | 531.27      | 507.63   | 3.64   |
| 集体资本        | Collective  | 175.11      | 16.48  | 134.46   |
| 法人资本        | Institutional Units                                 | 325.13      | 220.61   | 39.97  |
| 港澳台资本       | Hongkong, Macao and Taiwan                          | 32.43       | 17.03  | 1.01   |
| 产品销售收入      | Sales Revenue                                       | 3297.78     | 1841.99  | 925.21   |
| #产品销售成本     | Cost of Sales                                       | 2708.84     | 1496.83  | 771.81   |
| 产品销售费用      | Expenses of Sales                                   | 115.68      | 51.61  | 40.64  |
| 产品销售税金及附加   | Sales Tax and Extra Charges                         | 57.13       | 42.08  | 10.30  |
| 产品销售利润      | Sales Profit  | 414.40      | 250.86   | 102.45   |
| 管理费用        | Overhead Cost                                       | 206.82      | 155.15   | 32.42  |
| #税金         | Taxes   | 6.56        | 4.46   | 1.50   |
| 财产保险费       | Premium of Property                                 | 2.93        | 2.40   | 0.30   |
| 劳动待业保险费     | Premium for Employment Insurance                    | 29.89       | 27.71  | 1.29   |
| 财务费用        | Financial Expenses                                  | 102.93      | 64.09  | 21.38  |
| #利息支出       | Expenses of Interest                                | 96.39       | 61.28  | 18.86  |
| 营业利润        | Operating Profits                                   | 141.53      | 60.96  | 52.31  |
| 利润总额        | Total Profits                                       | 139.97      | 61.41  | 50.33  |
| #应交所得税      | Income Tax Payable                                  | 35.88       | 26.30  | 6.07   |
| 应付利润        | Profits Payable                                     | 26.21       | 14.44  | 3.87   |
| 亏损企业亏损额     | Total Lossing of Lossmaking Enterprises             | 40.06       | 30.43  | 5.40   |
| 利税总额        | Total Pre-tax Profits                               | 343.68      | 204.23   | 86.65  |
| 本年应交增值税     | Value Added Tax Payable                             | 140.02      | 96.28  | 24.53  |
| 本年销项税额      | Tax Include in Sales Cost                           | 450.81      | 305.56   | 85.12  |
| 本年进项税额      | Tax Include in Purchasing Cost                      | 323.93      | 217.87   | 63.33  |
| 本年应付工资额     | Total Wags Payable                                  | 219.83      | 154.44   | 43.01  |
| 本年应付福利费总额   | Total Welfares Payable                              | 28.67       | 21.01  | 5.22   |

## Main Economic Indicators of All State-Owned Industrial Enterprises and Above the Limit (2000)

(100 million yuan)

| # 私营<br>企业<br>Private | # 外商及<br>港澳台<br>投资企业<br>Foreign Funded<br>Enterprises and<br>Enterprises Funded<br>by Entrepreneurs<br>from Hong Kong,<br>Macao & Taiwan | 轻工业<br>Enterprises<br>of Light<br>Industry | 重工业<br>Enterprises<br>of Heavy<br>Industry | 大型<br>企业<br>Large<br>Enterprises | 中型<br>企业<br>Medium-<br>sized<br>Enterprises | 小型<br>企业<br>Enterprises<br>of Light<br>Industry |
|-----------------------|--|--|--|----------------------------------|---|---|
| 232                   | 174  | 4680                                       | 5250                                       | 319                              | 684   | 8927  |
| 53                    | 48   | 835  | 897  | 99                               | 207   | 1426  |
| 6.44                  | 3.91   | 120.90                                     | 222.23                                     | 125.59                           | 53.24                                       | 164.29  |
| 154.77                | 102.94   | 1282.27                                    | 2212.69                                    | 1289.91                          | 432.53                                      | 1772.52   |
| 12.44                 | 25.42  | 57.51                                      | 88.88                                      | 119.80                           | 17.28                                       | 9.32  |
| 56.84                 | 28.88  | 366.74                                     | 787.65                                     | 471.24                           | 147.29                                      | 535.86  |
| 151.30                | 100.24   | 1252.07                                    | 2172.86                                    | 1269.10                          | 424.25                                      | 1731.57   |
| 14.73                 | 9.45   | 73.70                                      | 46.06                                      | 59.89                            | 11.27                                       | 48.61   |
| 280.40                | 131.95   | 1502.43                                    | 3732.28                                    | 2718.06                          | 689.56                                      | 1827.09   |
| 129.26                | 60.06  | 750.70                                     | 1465.81                                    | 1103.66                          | 310.82                                      | 802.03  |
| 22.02                 | 15.97  | 155.48                                     | 407.38                                     | 293.30                           | 75.76                                       | 193.80  |
| 30.05                 | 20.74  | 252.06                                     | 404.03                                     | 288.38                           | 98.88                                       | 268.84  |
| 13.02                 | 8.97   | 138.36                                     | 171.97                                     | 119.09                           | 50.87                                       | 140.37  |
| 117.19                | 59.92  | 727.61                                     | 1441.27                                    | 1085.82                          | 298.43                                      | 784.63  |
| 133.87                | 63.99  | 626.28                                     | 1989.34                                    | 1390.90                          | 327.54                                      | 897.18  |
| 213.32                | 80.70  | 790.36                                     | 2657.46                                    | 1931.38                          | 424.95                                      | 1091.49   |
| 195.19                | 70.74  | 658.82                                     | 2260.59                                    | 1657.40                          | 342.07                                      | 919.94  |
| 83.79                 | 19.80  | 226.97                                     | 980.69                                     | 799.96                           | 139.40                                      | 268.30  |
| 12.23                 | 5.05   | 36.43                                      | 137.38                                     | 100.86                           | 20.18                                       | 52.78   |
| 129.53                | 60.90  | 563.39                                     | 1676.77                                    | 1131.42                          | 285.56                                      | 823.20  |
| 128.53                | 57.85  | 567.85                                     | 1639.25                                    | 1115.19                          | 285.08                                      | 806.83  |
| 5.89                  | 5.02   | 53.06                                      | 104.65                                     | 76.66                            | 22.09                                       | 58.97   |
| 4.56                  | 3.89   | 33.23                                      | 69.48                                      | 54.12                            | 13.23                                       | 35.35   |
| 150.21                | 80.63  | 1054.46                                    | 2422.88                                    | 1703.80                          | 511.98                                      | 1261.55   |
| 126.38                | 57.58  | 819.20                                     | 1476.72                                    | 1029.64                          | 376.19                                      | 890.10  |
| 22.90                 | 22.45  | 227.23                                     | 928.17                                     | 664.46                           | 132.43                                      | 358.51  |
| 110.61                | 56.19  | 805.06                                     | 1464.33                                    | 1034.40                          | 365.99                                      | 869.00  |
| 130.18                | 51.32  | 447.97                                     | 1309.40                                    | 1014.25                          | 177.57                                      | 565.54  |
| 68.08                 | 44.53  | 321.94                                     | 852.96                                     | 582.58                           | 121.78                                      | 470.53  |
| 23.52                 | 9.92   | 144.55                                     | 386.72                                     | 345.26                           | 84.30                                       | 101.71  |
| 5.06                  | 1.37   | 67.09                                      | 108.03                                     | 26.75                            | 11.25                                       | 137.12  |
| 9.55                  | 7.36   | 51.00                                      | 274.14                                     | 172.11                           | 16.79                                       | 136.23  |
| 24.79                 | 2.03   | 8.83                                       | 23.60                                      | 12.69                            | 1.27  | 18.47   |
| 141.94                | 93.87  | 1157.60                                    | 2140.18                                    | 1332.45                          | 364.31                                      | 1601.02   |
| 104.42                | 73.44  | 961.75                                     | 1747.09                                    | 1067.63                          | 301.34                                      | 1339.87   |
| 7.16                  | 8.02   | 50.78                                      | 64.91                                      | 39.09                            | 10.22                                       | 66.38   |
| 0.42                  | 1.03   | 34.42                                      | 22.71                                      | 35.13                            | 7.38  | 14.62   |
| 28.96                 | 11.19  | 110.27                                     | 304.14                                     | 190.22                           | 45.24                                       | 178.94  |
| 6.94                  | 4.52   | 54.22                                      | 152.60                                     | 110.93                           | 28.03                                       | 67.86   |
| 0.04                  | 0.02   | 1.83                                       | 4.73                                       | 3.21                             | 0.74  | 2.62  |
| 0.19                  | 0.09   | 0.76                                       | 2.17                                       | 1.76                             | 0.41  | 0.76  |
| 0.22                  | 0.26   | 6.51                                       | 23.38                                      | 22.03                            | 3.90  | 3.96  |
| 5.65                  | 3.77   | 28.77                                      | 74.15                                      | 42.92                            | 14.16                                       | 45.85   |
| 5.36                  | 3.60   | 26.11                                      | 70.28                                      | 41.18                            | 13.66                                       | 41.55   |
| 18.36                 | 3.94   | 45.23                                      | 96.29                                      | 57.32                            | 6.83  | 77.38   |
| 18.35                 | 4.71   | 43.22                                      | 96.76                                      | 56.95                            | 8.73  | 74.29   |
| 3.04                  | 0.57   | 9.08                                       | 26.80                                      | 21.30                            | 3.65  | 10.93   |
| 6.06                  | 3.50   | 7.47                                       | 18.74                                      | 10.33                            | 0.85  | 15.03   |
| 0.97                  | 0.98   | 11.55                                      | 28.51                                      | 15.26                            | 5.97  | 18.83   |
| 28.37                 | 8.83   | 118.25                                     | 225.43                                     | 167.08                           | 33.85                                       | 142.75  |
| 9.55                  | 3.08   | 38.79                                      | 101.23                                     | 71.80                            | 17.01                                       | 51.21   |
| 20.83                 | 11.01  | 136.34                                     | 314.47                                     | 237.30                           | 51.43                                       | 162.08  |
| 11.60                 | 8.29   | 102.36                                     | 221.57                                     | 171.47                           | 35.83                                       | 116.63  |
| 7.10                  | 3.62   | 61.44                                      | 158.38                                     | 109.75                           | 29.34                                       | 80.74   |
| 0.87                  | 0.38   | 7.43                                       | 21.24                                      | 15.11                            | 3.90  | 9.66  |



## 11-20 全部国有及限额以上工业企业分行业主要经济指标（2000年）

单位：亿元

| 行 业                 | Item   | 企业单位数<br>(个)<br>Number of<br>Enterprises<br>(unit) | 资 产<br>总 计<br>Total<br>Assets | 流动资<br>产合计<br>Circulating<br>Funds | 流动资<br>产年平<br>均余额<br>Annual<br>Average<br>Balance of<br>Circulating<br>Funds | 固定资<br>产合计<br>Fixed<br>Assets |
|---------------------|--|--|-------------------------------|------------------------------------|--|-------------------------------|
| <b>总 计</b>          | <b>Total</b>   | <b>9930</b>  | <b>5234.71</b>                | <b>2216.51</b>                     | <b>2168.87</b>   | <b>2615.61</b>                |
| <b>按轻重工业分</b>       | <b>Grouped by Light &amp; Heavy Industry</b>                                     |  |                               |                                    |  |                               |
| 轻工业                 | Enterprises of Light Industry  | 4680   | 1502.43                       | 750.70                             | 727.61   | 626.28                        |
| 以农产品为原料             | Using Farm Products as Raw Materials   | 3631   | 1121.05                       | 570.56                             | 556.98   | 454.55                        |
| 以非农产品为原料            | Using Non-Farm Products as Raw Materials   | 1049   | 381.38                        | 180.14                             | 170.63   | 171.73                        |
| 重工业                 | Heavy Industry   | 5250   | 3732.28                       | 1465.81                            | 1441.27  | 1989.34                       |
| 采掘工业                | Mining and Quarrying   | 727  | 644.15                        | 223.18                             | 192.96   | 390.43                        |
| 原料工业                | Raw Materials Industry   | 1502   | 1793.68                       | 568.78                             | 606.78   | 1085.25                       |
| 加工工业                | Manufacturing Industry   | 3021   | 1294.45                       | 673.85                             | 641.53   | 513.66                        |
| <b>按企业规模分</b>       | <b>Grouped by Size of Enterprises: Large</b>                                     |  |                               |                                    |  |                               |
| 大型企业                | Large Enterprises  | 319  | 2718.06                       | 1103.66                            | 1085.82  | 1390.90                       |
| 中型企业                | Medium-sized Enterprises   | 684  | 689.56                        | 310.82                             | 298.43   | 327.54                        |
| 小型企业                | Small Enterprises  | 8927   | 1827.09                       | 802.03                             | 784.63   | 897.18                        |
| <b>按行业分</b>         | <b>Grouped by Sector</b>   |  |                               |                                    |  |                               |
| 煤炭采选业               | Coal Mining and Dressing   | 407  | 368.83                        | 126.91                             | 103.01   | 219.61                        |
| 石油和天然气开采业           | Petroleum and Natural Gas Extraction   | 4  | 194.50                        | 62.83                              | 58.70  | 126.96                        |
| 黑色金属矿采选业            | Ferrous Metals Mining and Dressing   | 25   | 2.12                          | 0.86                               | 0.87   | 1.14                          |
| 有色金属矿采选业            | Nonferrous Metals Mining and Dressing  | 190  | 68.50                         | 27.28                              | 26.12  | 38.55                         |
| 非金属矿采选业             | Nonmetal Minerals Mining and Dressing  | 99   | 9.90                          | 5.14                               | 4.10   | 4.06                          |
| 其他矿采选业              | Other Minerals Mining and Dressing   | 2  | 0.30                          | 0.17                               | 0.17   | 0.11                          |
| 木材及竹材采运业            | Logging and Transport of Timber and Bamboo                                       |  |                               |                                    |  |                               |
| 食品加工业               | Food Processing  | 1080   | 184.74                        | 87.79                              | 88.03  | 80.88                         |
| 食品制造业               | Food Manufacturing   | 389  | 119.44                        | 54.89                              | 52.04  | 50.70                         |
| 饮料制造业               | Beverage Manufacturing   | 239  | 135.12                        | 68.02                              | 68.02  | 55.40                         |
| 烟草加工业               | Tobacco Processing   | 37   | 113.09                        | 63.99                              | 61.86  | 43.89                         |
| 纺织工业                | Textile Industry   | 604  | 271.76                        | 148.78                             | 143.88   | 98.36                         |
| 服装及其他纤维制品制造业        | Garments and Other Fiber Products  | 125  | 16.45                         | 9.18                               | 8.75   | 6.48                          |
| 皮革、毛皮、羽绒及其制品业       | Leather, Furs, Down and Related Products   | 230  | 53.16                         | 34.85                              | 33.92  | 14.86                         |
| 木材加工及竹、藤、<br>棕、草制品业 | Timber Processing, Bamboo, Cane, Palm Fiber<br>and Straw Products Straw Products | 143  | 20.07                         | 7.27                               | 6.83   | 11.20                         |
| 家具制造业               | Furniture Manufacturing  | 80   | 5.93                          | 2.82                               | 2.74   | 2.67                          |
| 造纸及纸制品业             | Papermaking and Paper Products   | 468  | 106.97                        | 43.54                              | 43.89  | 54.92                         |
| 印刷业、记录媒介的复制         | Printing and Record Medium Reproduction  | 175  | 27.40                         | 11.70                              | 11.58  | 14.19                         |
| 文教体育用品制造业           | Cultural, Educational and Sports Goods   | 18   | 0.88                          | 0.48                               | 0.46   | 0.37                          |
| 石油加工及炼焦业            | Petroleum Processing and Coking  | 69   | 157.47                        | 52.24                              | 51.64  | 92.97                         |
| 化学原料及化学制品制造业        | Raw Chemical Materials and Chemical Products                                     | 737  | 351.66                        | 130.02                             | 126.57   | 197.31                        |
| 医药制造业               | Medical and Pharmaceutical Products  | 189  | 109.58                        | 60.53                              | 52.59  | 40.51                         |
| 化学纤维制造业             | Chemical Fiber   | 27   | 115.57                        | 47.97                              | 47.51  | 57.93                         |
| 橡胶制品业               | Rubber Products  | 90   | 47.56                         | 21.88                              | 21.74  | 21.69                         |
| 塑料制品业               | Plastic Products   | 253  | 36.51                         | 17.25                              | 16.81  | 15.68                         |
| 非金属矿物制品业            | Nonmetal Mineral Products  | 1318   | 405.40                        | 171.66                             | 167.28   | 198.83                        |
| 黑色金属冶炼及压延加工业        | Smelting and Pressing of Ferrous Metals  | 152  | 207.26                        | 92.93                              | 90.37  | 97.16                         |
| 有色金属冶炼及压延加工业        | Smelting and Pressing of Nonferrous Metals                                       | 192  | 221.61                        | 89.67                              | 83.46  | 112.88                        |
| 金属制品业               | Metal Products   | 295  | 41.64                         | 21.94                              | 20.62  | 17.11                         |
| 普通机械制造业             | Ordinary Machinery   | 497  | 170.42                        | 98.14                              | 97.38  | 59.97                         |
| 专用设备制造业             | Special Purpose Equipment  | 549  | 240.45                        | 130.38                             | 123.34   | 94.15                         |
| 交通运输设备制造业           | Transport Equipment  | 268  | 153.23                        | 79.74                              | 73.64  | 61.73                         |
| 电气机械及器材制造业          | Electric Equipment and Machinery   | 298  | 171.26                        | 100.06                             | 96.94  | 50.78                         |
| 电子及通信设备制造业          | Electronic and Telecommunications Equipment                                      | 55   | 115.07                        | 75.40                              | 63.54  | 29.86                         |
| 仪器仪表及文化<br>办公机械制造业  | Instruments, Meters, Cultural and Office<br>Machinery                            | 50   | 19.49                         | 11.03                              | 11.25  | 6.79                          |
| 其他制造业               | Other Manufacturing  | 192  | 44.10                         | 24.48                              | 23.17  | 16.35                         |
| 电力蒸气热水的<br>生产和供应业   | Production and Supply of Electric Power,<br>Steam and Hot Water                  | 253  | 875.45                        | 219.91                             | 271.43   | 584.84                        |
| 煤气生产和供应业            | Production and Supply of Gas   | 12   | 14.10                         | 6.78                               | 6.56   | 6.12                          |
| 自来水生产和供应业           | Production and Supply of Tap Water   | 119  | 37.73                         | 8.00                               | 8.05   | 28.62                         |

## Main Economic Indicators of All State-Owned Industrial Enterprises and Above the Limit by Industrial Branch (2000)

(100 million yuan)

| 固定资<br>产原<br>价<br>Original<br>Value<br>of Fixed<br>Assets | 固定资<br>产<br>净<br>值<br>年<br>平<br>均<br>余<br>额<br>Annual<br>Average<br>Balance<br>of<br>Net Value<br>of<br>Fixed Assets | 所有者<br>权益<br>Creditors'<br>Equity |                                       | 流动负<br>债<br>合<br>计<br>Liquid<br>Liabilities | 长期负<br>债<br>合<br>计<br>Long-term<br>Liabilities | 产品销<br>售收<br>入<br>Sales<br>Revenue | 产品销<br>售费<br>用<br>Expenses<br>of Sales | 产品销<br>售税<br>金<br>及<br>附<br>加<br>Sales<br>Tax<br>and<br>Extra<br>Charges | 产品销<br>售利<br>润<br>Sales<br>Profits | 利<br>润<br>总<br>额<br>Total<br>Profits | 利<br>税<br>总<br>额<br>Total<br>Pre-tax<br>Profits |
|---|--|-----------------------------------|---------------------------------------|---|--|------------------------------------|--|--|------------------------------------|--------------------------------------|---|
|   |  | 权益<br>Creditors'                  | #实收<br>资本<br>Total<br>Capital<br>Hold |   |  |                                    |  |  |                                    |                                      |   |
| 3447.82   | 2207.10  | 1757.36                           | 1174.90                               | 2295.92                                     | 1155.40  | 3297.78                            | 115.68                                 | 57.13  | 414.40                             | 139.97                               | 343.68  |
| 790.36  | 567.85   | 447.97                            | 321.94                                | 819.20                                      | 227.23   | 1157.60                            | 50.78                                  | 34.42  | 110.27                             | 43.22                                | 118.25  |
| 563.00  | 409.05   | 312.92                            | 231.87                                | 647.48                                      | 154.63   | 924.48                             | 35.75                                  | 31.94  | 83.24                              | 35.35                                | 99.26   |
| 227.36  | 158.80   | 135.05                            | 90.07                                 | 171.72                                      | 72.60  | 233.12                             | 15.03                                  | 2.48   | 27.03                              | 7.87                                 | 18.99   |
| 2657.46   | 1639.25  | 1309.40                           | 852.96                                | 1476.72                                     | 928.17   | 2140.18                            | 64.91                                  | 22.71  | 304.14                             | 96.76                                | 225.43  |
| 597.59  | 328.47   | 245.23                            | 147.20                                | 250.13                                      | 139.45   | 346.26                             | 8.62                                   | 5.39   | 77.59                              | 33.25                                | 58.99   |
| 1368.61   | 873.21   | 628.52                            | 418.88                                | 583.93                                      | 577.96   | 996.83                             | 18.19                                  | 11.46  | 123.11                             | 35.92                                | 102.52  |
| 691.27  | 437.57   | 435.65                            | 286.87                                | 642.67                                      | 210.76   | 797.08                             | 38.10                                  | 5.86   | 103.43                             | 27.59                                | 63.92   |
| 1931.38   | 1115.19  | 1014.25                           | 582.58                                | 1029.64                                     | 664.46   | 1332.45                            | 39.09                                  | 35.13  | 190.22                             | 56.95                                | 167.08  |
| 424.95  | 285.08   | 177.57                            | 121.78                                | 376.19                                      | 132.43   | 364.31                             | 10.22                                  | 7.38   | 45.24                              | 8.73                                 | 33.85   |
| 1091.49   | 806.83   | 565.54                            | 470.53                                | 890.10                                      | 358.51   | 1601.02                            | 66.38                                  | 14.62  | 178.94                             | 74.29                                | 142.75  |
| 280.17  | 186.00   | 131.10                            | 91.50                                 | 146.61                                      | 89.98  | 140.70                             | 5.50                                   | 2.21   | 19.60                              | -0.34                                | 11.18   |
| 269.35  | 105.11   | 88.31                             | 38.80                                 | 68.52                                       | 29.48  | 119.02                             | 0.25                                   | 2.42   | 41.70                              | 22.23                                | 34.43   |
| 1.40  | 1.09   | 0.89                              | 0.70                                  | 1.07  | 0.16   | 2.34                               | 0.09                                   | 0.04   | 0.31                               | 0.17                                 | 0.27  |
| 41.54   | 32.43  | 20.43                             | 13.61                                 | 29.38                                       | 18.69  | 67.66                              | 2.04                                   | 0.52   | 13.83                              | 9.87                                 | 10.84   |
| 4.96  | 3.73   | 4.38                              | 2.49                                  | 4.37  | 1.14   | 16.46                              | 0.74                                   | 0.20   | 2.13                               | 1.32                                 | 2.26  |
| 0.17  | 0.11   | 0.13                              | 0.09                                  | 0.17  | 0.00   | 0.09                               | 0.00                                   | 0.00   | 0.01                               | 0.01                                 | 0.01  |
| 94.76   | 72.45  | 56.45                             | 47.18                                 | 104.47                                      | 22.83  | 264.64                             | 9.21                                   | 1.48   | 17.69                              | 9.61                                 | 15.83   |
| 59.73   | 44.83  | 38.68                             | 30.00                                 | 59.99                                       | 20.26  | 96.38                              | 4.89                                   | 0.89   | 12.03                              | 5.29                                 | 9.52  |
| 65.56   | 51.22  | 35.65                             | 25.66                                 | 77.75                                       | 20.85  | 69.14                              | 6.39                                   | 4.43   | 5.61                               | 0.58                                 | 8.39  |
| 58.50   | 40.20  | 29.22                             | 17.60                                 | 71.99                                       | 11.88  | 71.99                              | 0.70                                   | 22.47  | 0.02                               | 2.32                                 | 29.78   |
| 132.49  | 89.08  | 40.98                             | 35.55                                 | 191.39                                      | 37.13  | 185.79                             | 3.05                                   | 0.85   | 19.77                              | 3.83                                 | 11.60   |
| 8.18  | 6.09   | 4.98                              | 4.41                                  | 9.37  | 2.03   | 15.34                              | 0.73                                   | 0.13   | 1.49                               | 0.48                                 | 0.96  |
| 17.53   | 14.00  | 14.70                             | 12.36                                 | 32.24                                       | 5.93   | 55.51                              | 1.51                                   | 0.37   | 5.87                               | 2.88                                 | 4.31  |
| 12.40   | 10.88  | 6.30                              | 5.59                                  | 8.21  | 5.44   | 18.97                              | 0.87                                   | 0.21   | 2.13                               | 0.99                                 | 1.62  |
| 3.33  | 2.54   | 2.40                              | 2.12                                  | 2.82  | 0.66   | 9.03                               | 0.51                                   | 0.23   | 1.27                               | 0.95                                 | 1.39  |
| 65.16   | 48.82  | 41.20                             | 30.34                                 | 45.20                                       | 19.86  | 86.92                              | 2.96                                   | 0.72   | 9.87                               | 5.28                                 | 9.52  |
| 19.23   | 13.20  | 9.82                              | 7.69                                  | 13.87                                       | 3.58   | 18.98                              | 1.12                                   | 0.10   | 2.85                               | 1.15                                 | 2.09  |
| 0.45  | 0.37   | 0.34                              | 0.30                                  | 0.46  | 0.07   | 1.27                               | 0.07                                   | 0.01   | 0.14                               | 0.06                                 | 0.10  |
| 117.27  | 45.50  | 37.98                             | 33.16                                 | 45.89                                       | 73.50  | 120.48                             | 1.36                                   | 5.70   | 4.42                               | -1.46                                | 6.18  |
| 244.81  | 165.26   | 102.64                            | 78.97                                 | 166.27                                      | 82.06  | 195.49                             | 6.64                                   | 1.10   | 20.28                              | 2.87                                 | 10.87   |
| 48.47   | 35.26  | 39.98                             | 22.33                                 | 56.64                                       | 12.39  | 47.14                              | 5.93                                   | 0.30   | 7.28                               | 2.19                                 | 5.38  |
| 82.28   | 53.39  | 40.86                             | 19.37                                 | 38.66                                       | 36.03  | 35.59                              | 0.88                                   | 0.31   | 5.50                               | 1.48                                 | 3.79  |
| 29.44   | 17.58  | 14.51                             | 10.02                                 | 20.63                                       | 12.34  | 29.16                              | 1.23                                   | 1.11   | 2.92                               | 0.38                                 | 2.64  |
| 19.19   | 14.04  | 14.61                             | 11.88                                 | 17.36                                       | 4.32   | 42.75                              | 1.03                                   | 0.27   | 3.21                               | 1.28                                 | 2.55  |
| 241.50  | 172.27   | 129.21                            | 95.66                                 | 189.58                                      | 82.87  | 275.65                             | 16.10                                  | 2.57   | 33.87                              | 9.52                                 | 24.93   |
| 146.84  | 87.80  | 91.99                             | 60.62                                 | 95.47                                       | 19.47  | 145.57                             | 3.39                                   | 1.08   | 17.62                              | 5.05                                 | 13.90   |
| 127.54  | 86.70  | 69.27                             | 47.75                                 | 94.97                                       | 57.22  | 153.39                             | 2.32                                   | 1.00   | 28.15                              | 7.54                                 | 17.39   |
| 21.42   | 15.48  | 11.38                             | 11.26                                 | 24.65                                       | 5.42   | 44.64                              | 1.91                                   | 0.40   | 4.51                               | 1.52                                 | 3.17  |
| 83.17   | 54.64  | 54.52                             | 41.26                                 | 90.82                                       | 24.67  | 95.27                              | 5.36                                   | 0.98   | 10.32                              | 1.62                                 | 6.04  |
| 138.81  | 76.69  | 83.35                             | 52.30                                 | 121.01                                      | 35.49  | 149.17                             | 7.09                                   | 0.97   | 15.91                              | 0.19                                 | 5.98  |
| 79.01   | 52.92  | 48.10                             | 30.12                                 | 78.20                                       | 25.85  | 93.95                              | 3.14                                   | 1.08   | 11.87                              | 1.79                                 | 6.09  |
| 66.03   | 46.07  | 63.11                             | 42.69                                 | 85.91                                       | 21.94  | 113.54                             | 10.11                                  | 0.45   | 15.18                              | 4.81                                 | 10.39   |
| 46.32   | 29.36  | 40.84                             | 15.62                                 | 63.43                                       | 10.79  | 53.91                              | 3.36                                   | 0.26   | 14.51                              | 8.50                                 | 11.88   |
| 8.94  | 6.01   | 6.50                              | 5.56                                  | 8.93  | 4.06   | 8.49                               | 0.46                                   | 0.07   | 1.85                               | 0.61                                 | 1.14  |
| 25.02   | 15.57  | 18.62                             | 17.30                                 | 19.08                                       | 5.86   | 44.21                              | 1.50                                   | 0.32   | 4.42                               | 1.58                                 | 3.10  |
| 742.53  | 479.48   | 332.77                            | 190.92                                | 197.33                                      | 343.97   | 393.98                             | 2.58                                   | 1.73   | 53.52                              | 23.34                                | 52.49   |
| 8.15  | 5.63   | 6.97                              | 5.56                                  | 4.42  | 2.47   | 4.99                               | 0.23                                   | 0.03   | 0.73                               | 0.64                                 | 0.82  |
| 36.19   | 25.30  | 24.18                             | 16.54                                 | 8.77  | 4.69   | 10.21                              | 0.44                                   | 0.10   | 2.00                               | -0.13                                | 0.75  |

## 11-21 各市全部国有及限额以上工业企业主要经济指标 (2000年)

单位: 亿元

| 市       | City         | 企业单位数<br>(个)<br>Number of<br>Enterprises<br>(unit) | 资 产<br>总 计<br>Total<br>Assets | 流动资<br>产合计<br>Circulating<br>Funds | 流动资产年平<br>均余额<br>Annual Average<br>Balance of<br>Circulating<br>Funds | 固定资<br>产合计<br>Fixed<br>Assets | 固定资<br>产原价<br>Original<br>Value<br>of Fixed<br>Assets | 固定资产净值<br>年平均余额<br>Annual Average<br>Balance of Net<br>Value of Fixed<br>Assets |
|---------|--------------|--|-------------------------------|------------------------------------|---|-------------------------------|---|---|
| 全       | 省 Total      | 9930   | 5234.71                       | 2216.51                            | 2168.87   | 2615.61                       | 3447.82   | 2207.10   |
| 郑 州 市   | Zhengzhou    | 1621   | 749.77                        | 325.13                             | 318.91  | 353.09                        | 462.34  | 311.41  |
| 开 封 市   | Kaifeng      | 466  | 136.30                        | 67.98                              | 67.59   | 58.13                         | 74.33   | 50.27   |
| 洛 阳 市   | Luoyang      | 680  | 647.64                        | 274.32                             | 267.48  | 327.90                        | 424.08  | 233.78  |
| 平 顶 山 市 | Pingdingshan | 395  | 360.05                        | 146.20                             | 121.33  | 185.72                        | 283.64  | 171.06  |
| 安 阳 市   | Anyang       | 507  | 346.68                        | 169.03                             | 156.28  | 153.01                        | 207.08  | 134.38  |
| 鹤 壁 市   | Hebi         | 263  | 106.68                        | 52.83                              | 51.82   | 45.45                         | 63.78   | 41.04   |
| 新 乡 市   | Xingxiang    | 679  | 303.79                        | 150.30                             | 145.10  | 136.35                        | 186.23  | 117.96  |
| 焦 作 市   | Jiaozhuo     | 857  | 314.32                        | 129.54                             | 124.57  | 161.07                        | 200.51  | 137.42  |
| 濮 阳 市   | Puyang       | 357  | 243.84                        | 66.08                              | 61.90   | 167.99                        | 347.85  | 155.20  |
| 许 昌 市   | Xuchang      | 648  | 199.23                        | 108.51                             | 105.14  | 71.57                         | 92.40   | 65.96   |
| 漯 河 市   | Luohe        | 398  | 147.84                        | 64.90                              | 65.30   | 68.90                         | 82.40   | 59.29   |
| 三 门 峡 市 | Sanmenxia    | 298  | 258.14                        | 94.84                              | 92.53   | 145.44                        | 177.15  | 129.57  |
| 南 阳 市   | Nanyang      | 880  | 408.74                        | 168.64                             | 161.49  | 216.37                        | 246.74  | 184.78  |
| 商 丘 市   | Shangqiu     | 401  | 177.06                        | 73.10                              | 68.66   | 92.91                         | 101.78  | 74.53   |
| 信 阳 市   | Xinyang      | 363  | 109.99                        | 49.43                              | 47.96   | 52.99                         | 65.82   | 46.53   |
| 周 口 市   | Zhoukou      | 473  | 211.98                        | 117.57                             | 112.75  | 71.80                         | 89.22   | 66.80   |
| 驻 马 店 市 | Zhumadian    | 528  | 104.21                        | 51.15                              | 45.13   | 46.66                         | 57.94   | 43.74   |
| 济 源 市   | Jiyuan       | 116  | 68.93                         | 28.81                              | 26.37   | 36.52                         | 42.07   | 29.27   |

## Main Economic Indicators of All State-Owned Industrial Enterprises and Above the Limit by City (2000)

(100 million yuan)

| 所有者<br>权益<br>Creditors'<br>Equity | #实收资本<br>Total<br>Capital<br>Hold | 流动负<br>债合计<br>Liquid<br>Liabilities | 长期负<br>债合计<br>Long-term<br>Liabilities | 产品销<br>售收入<br>Sales<br>Revenue | 产品销<br>售费用<br>Expenses<br>of Sales | 产品销售<br>税及附加<br>Sales<br>Tax and<br>Extra<br>Charges | 产品销<br>售利润<br>Sales<br>Profits | 利<br>润<br>总<br>额<br>Total<br>Profits | 利<br>税<br>总<br>额<br>Total<br>Pre-tax<br>Profits |
|-----------------------------------|-----------------------------------|-------------------------------------|--|--------------------------------|------------------------------------|--|--------------------------------|--------------------------------------|---|
|                                   |                                   |                                     |  |                                |                                    |  |                                |                                      |   |
| 272.30                            | 189.81                            | 360.95                              | 114.84                                 | 530.92                         | 21.72                              | 12.41  | 74.43                          | 25.99                                | 67.15   |
| 20.82                             | 26.89                             | 87.73                               | 27.75                                  | 105.50                         | 3.39                               | 0.81   | 9.77                           | 1.64                                 | 4.89  |
| 221.61                            | 149.07                            | 263.00                              | 163.04                                 | 323.15                         | 8.62                               | 8.91   | 30.21                          | 3.28                                 | 23.04   |
| 143.66                            | 106.61                            | 146.40                              | 67.63                                  | 152.16                         | 5.75                               | 2.26   | 22.04                          | 2.92                                 | 14.45   |
| 111.62                            | 58.90                             | 184.05                              | 51.01                                  | 209.06                         | 7.08                               | 4.76   | 33.23                          | 13.36                                | 30.15   |
| 22.45                             | 19.45                             | 61.39                               | 22.39                                  | 59.67                          | 2.20                               | 0.62   | 7.05                           | 0.93                                 | 4.27  |
| 110.30                            | 69.28                             | 149.48                              | 41.45                                  | 196.07                         | 11.46                              | 0.91   | 21.36                          | 6.67                                 | 14.40   |
| 92.96                             | 72.07                             | 129.49                              | 90.42                                  | 213.19                         | 10.02                              | 3.25   | 29.38                          | 7.64                                 | 20.86   |
| 91.92                             | 68.55                             | 91.61                               | 49.27                                  | 157.37                         | 1.88                               | 2.32   | 35.56                          | 17.01                                | 28.74   |
| 82.31                             | 48.27                             | 89.17                               | 25.78                                  | 200.30                         | 6.68                               | 4.85   | 22.95                          | 11.74                                | 23.34   |
| 56.06                             | 38.42                             | 68.59                               | 23.20                                  | 181.59                         | 6.15                               | 2.65   | 15.62                          | 9.05                                 | 16.53   |
| 82.30                             | 60.76                             | 99.86                               | 75.98                                  | 138.07                         | 5.78                               | 1.68   | 23.69                          | 12.27                                | 19.05   |
| 137.69                            | 84.94                             | 175.38                              | 95.66                                  | 257.25                         | 9.50                               | 4.96   | 40.41                          | 11.86                                | 30.18   |
| 49.77                             | 31.12                             | 78.58                               | 46.88                                  | 89.23                          | 3.17                               | 1.38   | 9.60                           | 2.60                                 | 7.67  |
| 32.62                             | 19.28                             | 51.47                               | 24.76                                  | 73.73                          | 3.50                               | 0.90   | 7.83                           | 2.25                                 | 5.80  |
| 57.83                             | 42.58                             | 127.66                              | 24.99                                  | 136.36                         | 4.70                               | 0.87   | 15.21                          | 5.59                                 | 11.25   |
| 32.89                             | 19.26                             | 50.68                               | 20.63                                  | 84.31                          | 2.95                               | 2.82   | 7.51                           | 1.51                                 | 7.35  |
| 20.85                             | 16.68                             | 31.77                               | 16.29                                  | 33.99                          | 1.12                               | 0.19   | 4.97                           | 0.76                                 | 2.99  |

## 11-22 国有及国有控股工业企业主要经济指标（2000年）

单位：亿元

| 行 业<br>Item    | 企业单位<br>(个)<br>Number of<br>Enterprises<br>(unit) | 资 产<br>总 计<br>Total<br>Assets | 流动资<br>产合计<br>Circul-<br>ating<br>Funds | 流动资<br>产年<br>平均余额<br>Annual<br>Average<br>Balance of<br>Circulating<br>Funds | 固定资<br>产合计<br>Fixed<br>Assets | 固定资<br>产原<br>价<br>Original<br>Value<br>of Fixed<br>Assets |
|----------------|---|-------------------------------|---|--|-------------------------------|---|
| <b>总 计</b>     | <b>3177</b>                                       | <b>3850.21</b>                | <b>1561.37</b>                          | <b>1527.19</b>   | <b>1985.77</b>                | <b>2666.00</b>  |
| <b>按轻重工业分</b>  | <b>Grouped by Light &amp; Heavy Industry</b>      |                               |   |  |                               |   |
| 轻工业            | 1579  | 949.08                        | 457.73                                  | 442.66   | 410.09                        | 526.33  |
| 以农产品为原料        | 1212  | 683.21                        | 336.51                                  | 328.71   | 285.09                        | 357.40  |
| 以非农产品为原料       | 367   | 265.87                        | 121.22                                  | 113.95   | 125.00                        | 168.94  |
| 重工业            | 1598  | 2901.13                       | 1103.64                                 | 1084.54  | 1575.68                       | 2139.67   |
| 采掘工业           | 134   | 557.34                        | 182.01                                  | 152.70   | 348.71                        | 548.02  |
| 原料工业           | 509   | 1438.11                       | 453.96                                  | 490.92   | 865.67                        | 1093.40   |
| 加工工业           | 955   | 905.67                        | 467.68                                  | 440.92   | 361.29                        | 498.25  |
| <b>按企业规模分</b>  | <b>Grouped by Size of Enterprises: Large</b>      |                               |   |  |                               |   |
| 大型企业           | 292   | 2632.23                       | 1067.93                                 | 1052.10  | 1348.44                       | 1874.57   |
| 中型企业           | 510   | 555.19                        | 244.88                                  | 233.38   | 271.49                        | 350.79  |
| 小型企业           | 2375  | 662.79                        | 248.56                                  | 241.71   | 365.85                        | 440.63  |
| <b>按行业分</b>    | <b>Grouped by Sector</b>                          |                               |   |  |                               |   |
| 煤炭采选业          | 67  | 322.50                        | 104.92                                  | 81.48  | 198.30                        | 254.76  |
| 石油和天然气开采业      | 2   | 193.30                        | 62.15                                   | 58.07  | 126.48                        | 268.50  |
| 黑色金属矿采选业       | 2   | 0.20                          | 0.11                                    | 0.10   | 0.09                          | 0.11  |
| 有色金属矿采选业       | 45  | 37.28                         | 12.47                                   | 11.70  | 22.41                         | 22.88   |
| 非金属矿采选业        | 17  | 3.77                          | 2.20                                    | 1.19   | 1.32                          | 1.61  |
| 其他矿采选业         | 1   | 0.29                          | 0.16                                    | 0.17   | 0.11                          | 0.17  |
| 木材及竹材采运业       |   |                               |   |  |                               |   |
| 食品加工业          | 395   | 118.78                        | 56.50                                   | 57.25  | 52.77                         | 62.64   |
| 食品制造业          | 169   | 68.95                         | 33.95                                   | 32.17  | 26.37                         | 30.06   |
| 饮料制造业          | 113   | 96.74                         | 51.93                                   | 52.23  | 37.15                         | 43.38   |
| 烟草加工业          | 28  | 108.57                        | 61.62                                   | 59.51  | 42.08                         | 56.92   |
| 纺织工业           | 189   | 160.26                        | 75.10                                   | 71.78  | 67.01                         | 92.73   |
| 服装及其他纤维制品制造业   | 25  | 3.27                          | 1.47                                    | 1.48   | 1.66                          | 2.01  |
| 皮革、毛皮、羽绒及其制品业  | 36  | 8.51                          | 5.40                                    | 5.49   | 2.69                          | 3.96  |
| 木材加工及竹藤棕草制品业   | 15  | 7.77                          | 1.75                                    | 1.70   | 5.18                          | 5.39  |
| 家具制造业          | 10  | 1.15                          | 0.55                                    | 0.47   | 0.48                          | 0.58  |
| 造纸及纸制品业        | 82  | 46.87                         | 17.56                                   | 18.01  | 24.98                         | 26.76   |
| 印刷业、记录媒介的复制    | 108   | 13.99                         | 5.84                                    | 5.73   | 7.31                          | 10.42   |
| 文教体育用品制造业      | 5   | 0.07                          | 0.03                                    | 0.03   | 0.03                          | 0.05  |
| 石油加工及炼焦业       | 14  | 139.79                        | 43.03                                   | 42.71  | 87.20                         | 110.72  |
| 化学原料及化学制品制造业   | 266   | 281.05                        | 94.10                                   | 90.99  | 168.99                        | 208.11  |
| 医药制造业          | 90  | 69.03                         | 40.89                                   | 33.85  | 23.53                         | 29.30   |
| 化学纤维制造业        | 13  | 109.94                        | 46.25                                   | 45.79  | 54.86                         | 78.40   |
| 橡胶制品业          | 27  | 34.52                         | 15.09                                   | 14.99  | 15.96                         | 22.48   |
| 塑料制品业          | 46  | 6.90                          | 2.98                                    | 2.71   | 3.39                          | 3.44  |
| 非金属矿物制品业       | 291   | 201.67                        | 85.42                                   | 83.93  | 97.34                         | 116.79  |
| 黑色金属冶炼及压延加工业   | 33  | 176.65                        | 79.08                                   | 76.59  | 82.20                         | 129.78  |
| 有色金属冶炼及压延加工业   | 32  | 179.43                        | 70.09                                   | 64.61  | 92.27                         | 102.51  |
| 金属制品业          | 47  | 9.33                          | 4.75                                    | 4.60   | 3.66                          | 5.04  |
| 普通机械制造业        | 149   | 118.53                        | 68.56                                   | 68.72  | 41.51                         | 57.95   |
| 专用设备制造业        | 204   | 183.98                        | 98.97                                   | 93.30  | 73.95                         | 110.96  |
| 交通运输设备制造业      | 130   | 101.17                        | 50.18                                   | 44.18  | 41.70                         | 52.74   |
| 电气机械及器材制造业     | 92  | 127.07                        | 74.53                                   | 71.87  | 35.32                         | 45.82   |
| 电子及通信设备制造业     | 26  | 106.39                        | 69.81                                   | 58.34  | 27.74                         | 43.54   |
| 仪器仪表及文化办公机械制造业 | 27  | 10.61                         | 5.55                                    | 5.45   | 4.19                          | 6.45  |
| 其他制造业          | 37  | 23.73                         | 10.63                                   | 10.07  | 11.29                         | 18.88   |
| 电力蒸气热水生产和供应业   | 217   | 726.58                        | 193.05                                  | 241.44   | 469.61                        | 596.00  |
| 煤气生产和供应业       | 10  | 13.95                         | 6.70                                    | 6.49   | 6.08                          | 8.10  |
| 自来水生产和供应业      | 117   | 37.61                         | 7.98                                    | 8.03   | 28.53                         | 36.06   |

## Main Economical Indicators of State-Owned and State-Owned Holding share Industrial Enterprises (2000)

(100 million yuan)

| 固定资产净值<br>年平均余额<br>Annual<br>Average<br>Balance of Net<br>Value of Fixed<br>Assets | 所有者<br>权益<br>Creditors'<br>Equity | #实收资本<br>Total<br>Capital<br>Hold | 流动负<br>债合计<br>Liquid<br>Liabilities | 长期负<br>债合计<br>Long-term<br>Liabilities | 产品销<br>售收入<br>Sales<br>Revenue | 产品销<br>售费用<br>Expenses<br>of Sales | 产品销售<br>税金及附加<br>Sales<br>Tax<br>and<br>Extra<br>Charges | 产品销<br>售利润<br>Sales<br>Profits | 利<br>润<br>总<br>额<br>Total<br>Profits | 利<br>税<br>总<br>额<br>Total<br>Pre-tax<br>Profits |
|--|-----------------------------------|-----------------------------------|-------------------------------------|--|--------------------------------|------------------------------------|--|--------------------------------|--------------------------------------|---|
| <b>1633.94</b>   | <b>1275.26</b>                    | <b>792.65</b>                     | <b>1634.76</b>                      | <b>923.46</b>                          | <b>1841.99</b>                 | <b>51.61</b>                       | <b>42.08</b>   | <b>250.86</b>                  | <b>61.41</b>                         | <b>204.23</b>                                   |
| 367.01   | 255.18                            | 170.18                            | 526.86                              | 162.56                                 | 522.19                         | 24.45                              | 27.22  | 46.55                          | 11.79                                | 63.34   |
| 251.42   | 164.73                            | 116.88                            | 411.22                              | 103.25                                 | 423.30                         | 15.13                              | 26.57  | 32.91                          | 10.32                                | 56.30   |
| 115.59   | 90.46                             | 53.30                             | 115.65                              | 59.32                                  | 98.88                          | 9.32                               | 0.65   | 13.63                          | 1.46                                 | 7.04  |
| 1266.93  | 1020.08                           | 622.47                            | 1107.90                             | 760.90                                 | 1319.81                        | 27.15                              | 14.87  | 204.32                         | 49.62                                | 140.89  |
| 289.16   | 212.99                            | 121.07                            | 213.08                              | 122.91                                 | 228.02                         | 4.12                               | 3.75   | 61.18                          | 21.75                                | 43.10   |
| 673.71   | 513.69                            | 320.33                            | 443.24                              | 478.81                                 | 735.76                         | 8.83                               | 8.84   | 88.87                          | 21.78                                | 72.70   |
| 304.07   | 293.40                            | 181.07                            | 451.57                              | 159.18                                 | 356.02                         | 14.20                              | 2.28   | 54.26                          | 6.09                                 | 25.09   |
| 1079.80  | 980.53                            | 558.21                            | 996.09                              | 646.08                                 | 1269.69                        | 34.71                              | 33.19  | 181.96                         | 54.63                                | 160.48  |
| 236.35   | 143.09                            | 96.81                             | 300.72                              | 108.38                                 | 274.68                         | 6.97                               | 6.54   | 35.05                          | 6.33                                 | 27.37   |
| 317.79   | 151.65                            | 137.63                            | 337.95                              | 169.01                                 | 297.63                         | 9.92                               | 2.35   | 33.85                          | 0.46                                 | 16.38   |
| 165.98   | 113.07                            | 76.43                             | 125.57                              | 83.70                                  | 95.94                          | 3.47                               | 1.27   | 15.12                          | -2.50                                | 6.26  |
| 104.60   | 87.77                             | 38.37                             | 67.93                               | 29.41                                  | 118.09                         | 0.24                               | 2.41   | 41.63                          | 22.22                                | 34.36   |
| 0.07   | 0.05                              | 0.04                              | 0.11                                | 0.04                                   | 0.09                           | 0.00                               | 0.00   | 0.01                           | 0.00                                 | 0.00  |
| 17.30  | 10.92                             | 5.67                              | 16.87                               | 9.50                                   | 12.13                          | 0.26                               | 0.05   | 4.08                           | 1.94                                 | 2.22  |
| 1.09   | 1.06                              | 0.48                              | 2.45                                | 0.26                                   | 1.75                           | 0.16                               | 0.02   | 0.34                           | 0.09                                 | 0.26  |
| 0.11   | 0.12                              | 0.09                              | 0.16                                | 0.00                                   | 0.01                           | 0.00                               | 0.00   | 0.00                           | 0.00                                 | 0.00  |
| 45.92  | 27.10                             | 23.85                             | 75.25                               | 15.72                                  | 137.84                         | 5.22                               | 0.66   | 7.52                           | 3.68                                 | 7.55  |
| 22.63  | 19.48                             | 15.45                             | 38.90                               | 10.43                                  | 35.51                          | 1.67                               | 0.16   | 4.63                           | 1.92                                 | 3.97  |
| 33.09  | 20.60                             | 15.06                             | 58.54                               | 16.82                                  | 38.01                          | 4.16                               | 2.79   | 3.21                           | 0.09                                 | 5.07  |
| 39.22  | 28.06                             | 16.86                             | 68.82                               | 11.68                                  | 67.74                          | 0.67                               | 22.30  | -0.59                          | 2.22                                 | 29.32   |
| 60.05  | 24.35                             | 18.70                             | 106.70                              | 27.51                                  | 98.73                          | 1.08                               | 0.44   | 11.99                          | 1.62                                 | 6.83  |
| 1.75   | 0.42                              | 0.58                              | 2.17                                | 0.67                                   | 0.87                           | 0.03                               | 0.00   | 0.08                           | -0.08                                | -0.04   |
| 2.49   | 1.15                              | 1.88                              | 6.48                                | 0.88                                   | 2.08                           | 0.20                               | 0.01   | 0.17                           | -0.40                                | -0.30   |
| 4.87   | 1.55                              | 1.42                              | 2.14                                | 4.08                                   | 3.01                           | 0.09                               | 0.01   | 0.28                           | 0.04                                 | 0.21  |
| 0.43   | 0.07                              | 0.18                              | 0.96                                | 0.12                                   | 0.41                           | 0.07                               | 0.00   | 0.04                           | -0.01                                | 0.01  |
| 20.95  | 14.07                             | 10.13                             | 23.06                               | 9.18                                   | 13.97                          | 0.45                               | 0.06   | 1.40                           | 0.01                                 | 0.84  |
| 6.81   | 3.79                              | 3.36                              | 7.34                                | 2.76                                   | 5.44                           | 0.11                               | 0.05   | 0.97                           | -0.03                                | 0.41  |
| 0.03   | 0.02                              | 0.03                              | 0.03                                | 0.01                                   | 0.05                           | 0.00                               | 0.00   | 0.01                           | 0.00                                 | 0.01  |
| 40.98  | 31.89                             | 28.14                             | 35.59                               | 72.28                                  | 110.71                         | 0.95                               | 5.56   | 3.44                           | -1.68                                | 5.38  |
| 139.36   | 78.37                             | 59.35                             | 128.85                              | 73.67                                  | 113.89                         | 2.57                               | 0.41   | 11.89                          | -0.87                                | 3.67  |
| 21.00  | 22.19                             | 8.98                              | 37.40                               | 9.23                                   | 24.04                          | 2.72                               | 0.15   | 4.16                           | 0.87                                 | 2.60  |
| 50.56  | 39.42                             | 17.67                             | 35.31                               | 35.21                                  | 32.24                          | 0.73                               | 0.30   | 5.08                           | 1.37                                 | 3.55  |
| 12.33  | 9.65                              | 6.38                              | 14.70                               | 10.11                                  | 14.81                          | 0.50                               | 0.83   | 1.59                           | -0.16                                | 1.37  |
| 2.54   | 1.14                              | 1.78                              | 4.20                                | 1.39                                   | 2.78                           | 0.11                               | 0.01   | 0.26                           | -0.07                                | 0.01  |
| 79.50  | 59.19                             | 37.71                             | 97.67                               | 44.03                                  | 65.07                          | 4.09                               | 0.41   | 8.93                           | -2.10                                | 3.06  |
| 74.42  | 83.29                             | 53.63                             | 77.18                               | 16.07                                  | 105.13                         | 2.43                               | 0.69   | 15.06                          | 4.12                                 | 11.43   |
| 67.12  | 53.85                             | 36.28                             | 77.41                               | 48.17                                  | 94.08                          | 0.91                               | 0.64   | 23.42                          | 5.58                                 | 13.25   |
| 3.01   | 0.69                              | 1.59                              | 7.07                                | 1.52                                   | 2.97                           | 0.13                               | 0.01   | 0.31                           | -0.17                                | 0.01  |
| 37.75  | 33.92                             | 24.90                             | 64.63                               | 19.82                                  | 38.38                          | 1.49                               | 0.18   | 4.24                           | -0.51                                | 1.48  |
| 59.42  | 59.03                             | 36.03                             | 94.20                               | 30.62                                  | 73.48                          | 2.77                               | 0.31   | 7.88                           | -3.02                                | 0.02  |
| 38.21  | 31.07                             | 17.92                             | 51.52                               | 17.85                                  | 43.84                          | 1.50                               | 0.22   | 7.22                           | 0.38                                 | 2.54  |
| 31.25  | 50.55                             | 31.95                             | 60.82                               | 15.61                                  | 65.52                          | 7.72                               | 0.19   | 10.26                          | 2.62                                 | 6.32  |
| 27.41  | 38.07                             | 13.51                             | 57.79                               | 10.54                                  | 48.58                          | 2.34                               | 0.22   | 13.20                          | 7.73                                 | 10.77   |
| 3.90   | 2.36                              | 2.54                              | 5.71                                | 2.55                                   | 2.81                           | 0.14                               | 0.02   | 0.79                           | -0.09                                | 0.09  |
| 10.81  | 9.91                              | 11.75                             | 10.15                               | 3.66                                   | 7.60                           | 0.29                               | 0.02   | 0.70                           | -0.64                                | -0.35   |
| 376.16   | 286.07                            | 152.02                            | 157.95                              | 281.19                                 | 349.80                         | 1.75                               | 1.53   | 38.88                          | 16.75                                | 40.55   |
| 5.60   | 6.85                              | 5.52                              | 4.40                                | 2.46                                   | 4.65                           | 0.18                               | 0.03   | 0.70                           | 0.61                                 | 0.78  |
| 25.22  | 24.10                             | 16.44                             | 8.73                                | 4.69                                   | 9.93                           | 0.42                               | 0.10   | 1.99                           | -0.14                                | 0.73  |

## 11-23 各市国有及国有控股工业企业主要经济指标 (2000年)

单位: 亿元

| 市<br>City            | 企业单位数<br>(个)<br>Number of<br>Enterprises<br>(unit) | 资 产<br>总 计<br>Total<br>Assets | 流动资<br>产合计<br>Circulating<br>Funds | 流动资产<br>年平均余额<br>Annual Average<br>Balance of<br>Circulating<br>Funds | 固定资<br>产合计<br>Fixed<br>Assets | 固定资<br>产原价<br>Original<br>Value<br>of Fixed<br>Assets | 固定资产净值<br>年平均余额<br>Annual Average<br>Balance of<br>Net Value of<br>Fixed Assets |
|----------------------|--|-------------------------------|------------------------------------|---|-------------------------------|---|---|
| <b>全 省 Total</b>     | <b>3177</b>  | <b>3850.21</b>                | <b>1561.37</b>                     | <b>1527.19</b>  | <b>1985.77</b>                | <b>2666.00</b>  | <b>1633.94</b>  |
| 郑 州 市 Zhengzhou      | 335  | 447.11                        | 178.30                             | 176.74  | 218.17                        | 293.47  | 191.12  |
| 开 封 市 Kaifeng        | 188  | 96.43                         | 44.45                              | 44.29   | 45.04                         | 57.36   | 37.55   |
| 洛 阳 市 Luoyang        | 264  | 541.61                        | 229.28                             | 221.17  | 274.04                        | 351.37  | 186.76  |
| 平 顶 山 市 Pingdingshan | 143  | 308.61                        | 120.93                             | 97.61   | 164.41                        | 257.51  | 152.44  |
| 安 阳 市 Anyang         | 179  | 271.62                        | 132.49                             | 120.01  | 119.49                        | 166.08  | 103.53  |
| 鹤 壁 市 Hebi           | 104  | 66.41                         | 33.57                              | 33.61   | 27.52                         | 43.42   | 25.21   |
| 新 乡 市 Xingxiang      | 247  | 184.27                        | 96.47                              | 93.57   | 78.45                         | 108.35  | 66.29   |
| 焦 作 市 Jiaozhuo       | 222  | 227.77                        | 89.50                              | 84.67   | 120.02                        | 142.64  | 97.60   |
| 濮 阳 市 Puyang         | 131  | 222.45                        | 55.09                              | 51.84   | 159.74                        | 338.39  | 146.63  |
| 许 昌 市 Xuchang        | 119  | 109.99                        | 60.49                              | 57.81   | 37.73                         | 50.43   | 33.74   |
| 漯 河 市 Luohe          | 59   | 65.52                         | 27.18                              | 26.24   | 31.71                         | 38.05   | 26.01   |
| 三 门 峡 市 Sanmenxia    | 92   | 217.12                        | 74.68                              | 72.99   | 125.25                        | 153.94  | 111.04  |
| 南 阳 市 Nanyang        | 245  | 263.46                        | 121.23                             | 113.68  | 128.22                        | 142.83  | 103.96  |
| 商 丘 市 Shangqiu       | 208  | 146.95                        | 57.72                              | 54.30   | 81.22                         | 88.94   | 64.20   |
| 信 阳 市 Xinyang        | 169  | 87.80                         | 39.19                              | 37.72   | 43.69                         | 55.26   | 38.44   |
| 周 口 市 Zhoukou        | 223  | 132.86                        | 66.35                              | 64.41   | 49.28                         | 63.58   | 43.60   |
| 驻 马 店 市 Zhumadian    | 208  | 72.61                         | 35.20                              | 29.37   | 32.99                         | 41.88   | 30.59   |
| 济 源 市 Jiyuan         | 40   | 48.11                         | 21.10                              | 18.62   | 25.04                         | 30.02   | 21.13   |

## Main Economic Indicators of State-Owned and State-Owned Holding Industrial Enterprises by City(2000)

(100 million yuan)

| 所有者<br>权益<br>Creditors'<br>Equity | #实收资本<br>Total<br>Capital<br>Hold | 流动负<br>债合计            | 长期负<br>债合计               | 产品销<br>售收入       | 产品销<br>售费用           | 产品销售<br>税金及附加                        | 产品销<br>售利润       | 利 润<br>总 额       | 利 税<br>总 额                  |
|-----------------------------------|-----------------------------------|-----------------------|--------------------------|------------------|----------------------|--------------------------------------|------------------|------------------|-----------------------------|
|                                   |                                   | Liquid<br>Liabilities | Long-term<br>Liabilities | Sales<br>Revenue | Expenses<br>of Sales | Sales<br>Tax and<br>Extra<br>Charges | Sales<br>Profits | Total<br>Profits | Total<br>Pre-tax<br>Profits |
| 1275.26                           | 792.65                            | 1634.76               | 923.46                   | 1841.99          | 51.61                | 42.08                                | 250.86           | 61.41            | 204.23                      |
| 162.03                            | 103.65                            | 212.93                | 71.79                    | 195.00           | 4.31                 | 9.40                                 | 34.85            | 8.00             | 31.40                       |
| 7.39                              | 15.17                             | 65.34                 | 23.69                    | 53.11            | 1.45                 | 0.29                                 | 4.70             | -1.00            | 0.92                        |
| 178.13                            | 112.22                            | 210.81                | 152.67                   | 243.96           | 5.79                 | 7.05                                 | 20.73            | -1.53            | 13.02                       |
| 131.44                            | 92.06                             | 115.06                | 60.25                    | 115.81           | 3.88                 | 1.54                                 | 18.86            | 2.49             | 11.86                       |
| 91.80                             | 44.22                             | 141.44                | 38.39                    | 141.00           | 4.04                 | 4.23                                 | 27.23            | 11.81            | 25.74                       |
| 11.42                             | 9.51                              | 39.39                 | 15.52                    | 29.23            | 0.50                 | 0.28                                 | 4.84             | 0.71             | 2.85                        |
| 61.58                             | 33.55                             | 94.18                 | 27.09                    | 108.93           | 8.28                 | 0.38                                 | 11.55            | 2.89             | 7.14                        |
| 60.87                             | 44.99                             | 91.76                 | 74.60                    | 96.18            | 2.35                 | 1.24                                 | 16.17            | 0.09             | 7.55                        |
| 83.18                             | 60.67                             | 82.68                 | 47.59                    | 119.72           | 0.91                 | 1.99                                 | 31.98            | 14.46            | 25.38                       |
| 41.57                             | 22.33                             | 52.35                 | 15.75                    | 62.95            | 2.03                 | 3.85                                 | 8.74             | 3.78             | 11.89                       |
| 27.54                             | 17.17                             | 30.70                 | 7.28                     | 74.51            | 3.26                 | 1.67                                 | 6.17             | 4.40             | 9.16                        |
| 68.90                             | 49.69                             | 82.70                 | 65.53                    | 68.31            | 3.61                 | 1.00                                 | 11.55            | 2.50             | 8.15                        |
| 96.69                             | 51.51                             | 124.87                | 41.89                    | 146.12           | 3.61                 | 4.31                                 | 24.62            | 6.73             | 19.03                       |
| 39.65                             | 24.18                             | 65.05                 | 40.69                    | 53.78            | 1.60                 | 0.90                                 | 6.08             | 0.47             | 4.05                        |
| 24.54                             | 12.76                             | 40.94                 | 21.46                    | 47.20            | 2.07                 | 0.56                                 | 4.71             | 0.66             | 3.23                        |
| 37.72                             | 26.46                             | 76.25                 | 18.18                    | 72.56            | 2.11                 | 0.41                                 | 8.23             | 2.79             | 6.49                        |
| 19.74                             | 8.44                              | 37.51                 | 15.36                    | 35.55            | 1.14                 | 2.27                                 | 3.22             | -1.33            | 2.78                        |
| 13.65                             | 11.12                             | 22.14                 | 12.31                    | 22.22            | 0.65                 | 0.12                                 | 3.02             | 0.59             | 2.01                        |



## 11-24 集体工业企业主要经济指标 (2000年)

单位: 亿元

| 行 业<br>Item      | 企业单位<br>(个)<br>Number of<br>Enterprises<br>(unit) | 资 产<br>总 计<br>Total<br>Assets | 流 动 资<br>产 合 计<br>Circulating<br>Funds | 流 动 资 产<br>年 平 均 余 额<br>Annual<br>Average<br>Balance of<br>Circulating<br>Funds | 固 定 资<br>产 合 计<br>Fixed<br>Assets | 固 定 资<br>产 原 价<br>Original<br>Value<br>of Fixed<br>Assets |
|------------------|---|-------------------------------|--|---|-----------------------------------|---|
| <b>总 计</b>       | <b>4699</b>                                       | <b>769.91</b>                 | <b>396.53</b>                          | <b>386.17</b>   | <b>320.19</b>                     | <b>402.89</b>   |
| <b>按轻重工业分</b>    | <b>Grouped by Light &amp; Heavy Industry</b>      |                               |  |   |                                   |   |
| 轻工业              | 2033  | 326.45                        | 173.21                                 | 168.95  | 127.95                            | 159.58  |
| 以农产品为原料          | 1606  | 265.73                        | 143.16                                 | 140.48  | 102.62                            | 128.01  |
| 以非农产品为原料         | 427   | 60.73                         | 30.05                                  | 28.47   | 25.33                             | 31.58   |
| 重工业              | 2666  | 443.45                        | 223.33                                 | 217.22  | 192.24                            | 243.31  |
| 采掘工业             | 536   | 76.38                         | 35.41                                  | 34.55   | 37.30                             | 43.84   |
| 原料工业             | 697   | 137.30                        | 63.82                                  | 61.46   | 64.38                             | 82.61   |
| 加工工业             | 1433  | 229.77                        | 124.10                                 | 121.21  | 90.55                             | 116.86  |
| <b>按企业规模分</b>    | <b>Grouped by Size of Enterprises: Large</b>      |                               |  |   |                                   |   |
| 大型企业             | 18  | 66.22                         | 26.45                                  | 24.47   | 34.28                             | 44.57   |
| 中型企业             | 102   | 60.15                         | 29.07                                  | 28.21   | 25.12                             | 30.20   |
| 小型企业             | 4579  | 643.53                        | 341.01                                 | 333.49  | 260.80                            | 328.12  |
| <b>按行业分</b>      | <b>Grouped by Sector</b>                          |                               |  |   |                                   |   |
| 煤炭采选业            | 304   | 38.95                         | 18.16                                  | 17.75   | 18.23                             | 21.46   |
| 石油和天然气开采业        | 2   | 1.20                          | 0.68                                   | 0.63  | 0.48                              | 0.85  |
| 黑色金属矿采选业         | 18  | 1.73                          | 0.66                                   | 0.68  | 0.96                              | 1.19  |
| 有色金属矿采选业         | 137   | 28.62                         | 13.21                                  | 12.81   | 15.17                             | 17.26   |
| 非金属矿采选业          | 75  | 5.88                          | 2.71                                   | 2.68  | 2.47                              | 3.08  |
| 其他矿采选业           |   |                               |  |   |                                   |   |
| 木材及竹材采运业         |   |                               |  |   |                                   |   |
| 食品加工业            | 411   | 36.19                         | 17.15                                  | 16.90   | 15.58                             | 17.72   |
| 食品制造业            | 127   | 33.47                         | 12.69                                  | 12.08   | 16.57                             | 20.79   |
| 饮料制造业            | 71  | 15.35                         | 7.18                                   | 7.09  | 7.53                              | 9.93  |
| 烟草加工业            | 9   | 4.56                          | 2.37                                   | 2.38  | 1.86                              | 1.67  |
| 纺织工业             | 322   | 81.34                         | 57.58                                  | 56.52   | 19.18                             | 23.98   |
| 服装及其他纤维制品制造业     | 59  | 6.60                          | 3.42                                   | 3.39  | 2.82                              | 3.70  |
| 皮革、毛皮、羽绒及其制品业    | 116   | 17.72                         | 10.37                                  | 10.16   | 5.18                              | 6.45  |
| 木材加工及竹、藤、棕、草制品业  | 81  | 7.80                          | 3.15                                   | 2.94  | 4.28                              | 5.10  |
| 家具制造业            | 35  | 2.70                          | 1.31                                   | 1.27  | 1.19                              | 1.46  |
| 造纸及纸制品业          | 320   | 50.18                         | 21.81                                  | 21.70   | 25.60                             | 32.66   |
| 印刷业、记录媒介的复制      | 41  | 6.26                          | 2.54                                   | 2.62  | 3.50                              | 4.72  |
| 文教体育用品制造业        | 8   | 0.55                          | 0.25                                   | 0.25  | 0.28                              | 0.31  |
| 石油加工及炼焦业         | 47  | 13.21                         | 7.93                                   | 7.49  | 4.00                              | 4.46  |
| 化学原料及化学制品制造业     | 325   | 43.63                         | 23.19                                  | 23.13   | 17.65                             | 23.57   |
| 医药制造业            | 49  | 16.01                         | 6.57                                   | 5.99  | 8.08                              | 9.92  |
| 化学纤维制造业          | 11  | 5.12                          | 1.62                                   | 1.58  | 2.72                              | 3.43  |
| 橡胶制品业            | 50  | 11.49                         | 5.92                                   | 5.86  | 5.14                              | 6.26  |
| 塑料制品业            | 130   | 14.92                         | 7.23                                   | 7.30  | 6.11                              | 8.31  |
| 非金属矿物制品业         | 734   | 125.47                        | 56.46                                  | 53.94   | 58.81                             | 74.30   |
| 黑色金属冶炼及压延加工业     | 76  | 20.80                         | 9.58                                   | 8.99  | 10.18                             | 11.77   |
| 有色金属冶炼及压延加工业     | 108   | 24.08                         | 13.04                                  | 12.48   | 9.58                              | 11.20   |
| 金属制品业            | 167   | 19.88                         | 11.15                                  | 10.47   | 7.46                              | 9.25  |
| 普通机械制造业          | 254   | 31.00                         | 18.60                                  | 18.31   | 10.44                             | 14.69   |
| 专用设备制造业          | 252   | 38.46                         | 22.26                                  | 22.20   | 14.28                             | 19.98   |
| 交通运输设备制造业        | 89  | 17.41                         | 10.40                                  | 10.30   | 5.74                              | 7.60  |
| 电气机械及器材制造业       | 123   | 27.49                         | 15.46                                  | 15.14   | 10.70                             | 13.93   |
| 电子及通信设备制造业       | 9   | 1.32                          | 1.02                                   | 0.99  | 0.29                              | 0.43  |
| 仪器、仪表及文化办公用机械制造业 | 13  | 1.37                          | 0.70                                   | 0.74  | 0.67                              | 0.74  |
| 其他制造业            | 105   | 11.27                         | 7.22                                   | 6.77  | 3.06                              | 4.07  |
| 电力、蒸气、热水的生产和供应业  | 16  | 7.52                          | 2.85                                   | 2.54  | 4.21                              | 6.43  |
| 煤气生产和供应业         | 2   | 0.14                          | 0.08                                   | 0.07  | 0.04                              | 0.05  |
| 自来水生产和供应业        | 3   | 0.23                          | 0.05                                   | 0.05  | 0.15                              | 0.18  |

# Main Economic Indicators of Collective Ownership Industrial Enterprises (2000)

(100 million yuan)

| 固定资产净值<br>年平均余额<br>Annual<br>Average<br>Balance of<br>Net Value of<br>Fixed Assets | 所有者<br>权益<br>Creditors'<br>Equity | #实收<br>资本<br>Total<br>Capital<br>Hold | 流动负<br>债合计<br>Liquid<br>Liabilities | 长期负<br>债合计<br>Long-term<br>Liabilities | 产品销<br>售收入<br>Sales<br>Revenue | 产品销<br>售费用<br>Expenses<br>of Sales | 产品销<br>售税金<br>及附加<br>Sales Tax<br>and<br>Extra<br>Charges | 产品销<br>售利润<br>Sales<br>Profits | 利 润<br>总 额<br>Total<br>Profits | 利 税<br>总 额<br>Total<br>Pre-tax<br>Profits |
|--|-----------------------------------|---------------------------------------|-------------------------------------|--|--------------------------------|------------------------------------|---|--------------------------------|--------------------------------|---|
| 291.68   | 266.05                            | 206.65                                | 387.28                              | 111.26                                 | 925.21                         | 40.64                              | 10.30   | 102.45                         | 50.33                          | 86.65                                     |
| 118.22   | 103.85                            | 85.14                                 | 175.56                              | 44.81                                  | 396.82                         | 15.35                              | 4.62  | 41.43                          | 19.78                          | 34.71                                     |
| 95.10  | 79.56                             | 64.49                                 | 146.79                              | 38.04                                  | 323.41                         | 11.69                              | 3.84  | 33.69                          | 16.44                          | 28.47                                     |
| 23.11  | 24.29                             | 20.65                                 | 28.76                               | 6.78                                   | 73.41                          | 3.65                               | 0.78  | 7.74                           | 3.34                           | 6.24                                      |
| 173.47   | 162.20                            | 121.52                                | 211.72                              | 66.45                                  | 528.39                         | 25.29                              | 5.68  | 61.03                          | 30.54                          | 51.94                                     |
| 35.22  | 28.64                             | 22.47                                 | 31.82                               | 14.93                                  | 103.62                         | 4.08                               | 1.44  | 14.62                          | 10.29                          | 14.05                                     |
| 58.78  | 46.37                             | 37.50                                 | 68.62                               | 21.88                                  | 139.31                         | 5.95                               | 1.79  | 14.34                          | 5.60                           | 12.50                                     |
| 79.47  | 87.19                             | 61.55                                 | 111.27                              | 29.64                                  | 285.46                         | 15.27                              | 2.45  | 32.07                          | 14.66                          | 25.39                                     |
| 27.76  | 25.68                             | 17.14                                 | 23.57                               | 16.81                                  | 48.33                          | 3.46                               | 1.14  | 7.42                           | 2.13                           | 5.17                                      |
| 19.73  | 14.82                             | 11.76                                 | 35.45                               | 9.52                                   | 41.92                          | 1.67                               | 0.50  | 4.90                           | 0.96                           | 2.76                                      |
| 244.20   | 225.55                            | 177.75                                | 328.26                              | 84.94                                  | 834.97                         | 35.51                              | 8.66  | 90.13                          | 47.23                          | 78.71                                     |
| 17.18  | 15.49                             | 12.46                                 | 17.19                               | 5.30                                   | 36.87                          | 1.70                               | 0.77  | 3.75                           | 1.85                           | 4.11                                      |
| 0.51   | 0.54                              | 0.43                                  | 0.60                                | 0.07                                   | 0.93                           | 0.02                               | 0.02  | 0.07                           | 0.01                           | 0.07                                      |
| 0.93   | 0.82                              | 0.63                                  | 0.80                                | 0.11                                   | 2.11                           | 0.07                               | 0.04  | 0.29                           | 0.16                           | 0.26                                      |
| 14.18  | 8.61                              | 7.14                                  | 11.37                               | 8.65                                   | 50.59                          | 1.74                               | 0.46  | 8.89                           | 7.22                           | 7.87                                      |
| 2.43   | 3.19                              | 1.80                                  | 1.87                                | 0.81                                   | 13.12                          | 0.55                               | 0.15  | 1.61                           | 1.05                           | 1.74                                      |
| 14.73  | 16.53                             | 12.97                                 | 14.83                               | 4.68                                   | 74.14                          | 2.16                               | 0.48  | 6.51                           | 4.07                           | 5.56                                      |
| 14.89  | 12.37                             | 10.01                                 | 12.17                               | 8.75                                   | 38.26                          | 1.95                               | 0.59  | 5.28                           | 1.89                           | 3.34                                      |
| 7.16   | 4.68                              | 2.95                                  | 9.26                                | 1.36                                   | 17.45                          | 0.83                               | 1.08  | 1.44                           | 0.58                           | 2.31                                      |
| 1.04   | 1.19                              | 0.77                                  | 3.17                                | 0.21                                   | 4.55                           | 0.04                               | 0.18  | 0.67                           | 0.11                           | 0.50                                      |
| 17.70  | 7.44                              | 9.07                                  | 65.91                               | 7.43                                   | 65.55                          | 1.60                               | 0.34  | 5.84                           | 1.63                           | 3.52                                      |
| 2.55   | 1.98                              | 1.96                                  | 3.61                                | 0.96                                   | 9.02                           | 0.52                               | 0.07  | 0.75                           | 0.27                           | 0.55                                      |
| 5.04   | 3.78                              | 4.03                                  | 10.37                               | 3.39                                   | 24.87                          | 0.71                               | 0.22  | 2.95                           | 1.53                           | 2.24                                      |
| 4.19   | 3.03                              | 2.44                                  | 3.58                                | 1.09                                   | 9.27                           | 0.41                               | 0.13  | 1.14                           | 0.58                           | 0.86                                      |
| 1.16   | 1.11                              | 0.88                                  | 1.18                                | 0.40                                   | 3.97                           | 0.18                               | 0.11  | 0.50                           | 0.38                           | 0.58                                      |
| 23.75  | 23.56                             | 17.13                                 | 17.46                               | 9.07                                   | 62.45                          | 2.01                               | 0.57  | 7.33                           | 4.73                           | 7.79                                      |
| 3.35   | 2.79                              | 2.06                                  | 2.90                                | 0.56                                   | 7.53                           | 0.86                               | 0.03  | 0.75                           | 0.47                           | 0.66                                      |
| 0.29   | 0.26                              | 0.19                                  | 0.27                                | 0.02                                   | 0.92                           | 0.05                               | 0.01  | 0.09                           | 0.03                           | 0.06                                      |
| 2.68   | 3.11                              | 2.79                                  | 8.81                                | 1.23                                   | 8.07                           | 0.34                               | 0.13  | 0.83                           | 0.17                           | 0.63                                      |
| 16.00  | 14.93                             | 12.56                                 | 23.49                               | 5.02                                   | 55.59                          | 2.54                               | 0.49  | 5.72                           | 2.61                           | 5.06                                      |
| 6.70   | 7.46                              | 7.17                                  | 7.49                                | 1.03                                   | 8.08                           | 0.59                               | 0.07  | 0.95                           | 0.25                           | 0.65                                      |
| 2.54   | 1.40                              | 1.57                                  | 2.91                                | 0.80                                   | 3.11                           | 0.14                               | 0.01  | 0.41                           | 0.05                           | 0.17                                      |
| 4.68   | 4.08                              | 3.17                                  | 5.38                                | 2.02                                   | 12.62                          | 0.60                               | 0.26  | 1.13                           | 0.49                           | 1.16                                      |
| 5.88   | 6.05                              | 4.46                                  | 7.02                                | 1.82                                   | 17.88                          | 0.48                               | 0.14  | 1.49                           | 0.60                           | 1.17                                      |
| 52.30  | 48.70                             | 35.16                                 | 53.66                               | 22.22                                  | 155.25                         | 9.03                               | 1.67  | 18.65                          | 9.50                           | 16.73                                     |
| 9.11   | 6.03                              | 5.00                                  | 12.32                               | 2.45                                   | 23.34                          | 0.53                               | 0.25  | 1.63                           | 0.50                           | 1.36                                      |
| 8.78   | 9.04                              | 5.14                                  | 11.44                               | 3.51                                   | 28.41                          | 0.87                               | 0.14  | 2.78                           | 0.99                           | 1.95                                      |
| 7.10   | 6.98                              | 6.19                                  | 10.35                               | 2.41                                   | 27.53                          | 1.16                               | 0.17  | 2.83                           | 0.92                           | 1.78                                      |
| 9.57   | 11.28                             | 8.77                                  | 16.59                               | 2.95                                   | 37.66                          | 2.41                               | 0.51  | 4.09                           | 1.40                           | 2.89                                      |
| 12.24  | 17.13                             | 11.17                                 | 17.72                               | 3.17                                   | 55.29                          | 2.78                               | 0.56  | 5.61                           | 2.47                           | 4.36                                      |
| 5.03   | 7.52                              | 5.33                                  | 7.81                                | 1.87                                   | 15.75                          | 0.63                               | 0.16  | 2.03                           | 0.90                           | 1.67                                      |
| 10.08  | 6.77                              | 5.69                                  | 15.91                               | 4.64                                   | 28.34                          | 1.45                               | 0.19  | 3.05                           | 1.34                           | 2.25                                      |
| 0.28   | 0.55                              | 0.14                                  | 0.72                                | 0.05                                   | 1.75                           | 0.74                               | 0.01  | 0.30                           | 0.17                           | 0.26                                      |
| 0.56   | 0.39                              | 0.34                                  | 0.60                                | 0.39                                   | 1.33                           | 0.04                               | 0.02  | 0.12                           | 0.06                           | 0.12                                      |
| 3.11   | 4.92                              | 3.22                                  | 4.76                                | 1.08                                   | 19.32                          | 0.80                               | 0.25  | 2.07                           | 1.13                           | 1.88                                      |
| 3.79   | 2.16                              | 1.71                                  | 3.62                                | 1.74                                   | 3.66                           | 0.05                               | 0.04  | 0.84                           | 0.17                           | 0.48                                      |
| 0.03   | 0.12                              | 0.04                                  | 0.01                                | 0.01                                   | 0.34                           | 0.05                               | 0.00  | 0.03                           | 0.03                           | 0.04                                      |
| 0.14   | 0.09                              | 0.10                                  | 0.14                                | 0.00                                   | 0.29                           | 0.01                               | 0.00  | 0.02                           | 0.01                           | 0.03                                      |

## 11-25 各市集体工业企业主要经济指标（2000年）

单位：亿元

| 市 City               | 企业单位数<br>(个)<br>Number of<br>Enterprises<br>(unit) | 资 产<br>总 计<br>Total<br>Assets | 流动资<br>产合计<br>Circulating<br>Funds | 流动资产<br>年平均余额<br>Annual Average<br>Balance of<br>Circulating<br>Funds | 固定资<br>产合计<br>Fixed<br>Assets | 固定资<br>产原价<br>Original<br>Value<br>of Fixed<br>Assets | 固定资产净值<br>年平均余额<br>Annual Average<br>Balance of<br>Net Value of<br>Fixed Assets |
|----------------------|--|-------------------------------|------------------------------------|---|-------------------------------|---|---|
| <b>全 省 Total</b>     | <b>4699</b>  | <b>769.91</b>                 | <b>396.53</b>                      | <b>386.17</b>   | <b>320.19</b>                 | <b>402.89</b>   | <b>291.68</b>   |
| 郑 州 市 Zhengzhou      | 827  | 149.85                        | 73.52                              | 72.27   | 67.37                         | 86.25   | 61.95   |
| 开 封 市 Kaifeng        | 233  | 28.95                         | 19.21                              | 18.73   | 8.29                          | 11.05   | 8.08  |
| 洛 阳 市 Luoyang        | 274  | 49.71                         | 25.48                              | 25.48   | 20.94                         | 29.72   | 20.16   |
| 平 顶 山 市 Pingdingshan | 209  | 39.59                         | 20.08                              | 18.68   | 16.13                         | 18.64   | 13.72   |
| 安 阳 市 Anyang         | 163  | 34.18                         | 18.22                              | 17.78   | 14.31                         | 17.34   | 12.82   |
| 鹤 壁 市 Hebi           | 102  | 10.86                         | 5.85                               | 5.56  | 4.05                          | 5.04  | 3.63  |
| 新 乡 市 Xingxiang      | 326  | 68.53                         | 31.36                              | 30.21   | 32.96                         | 43.58   | 27.83   |
| 焦 作 市 Jiaozhuo       | 491  | 54.63                         | 27.45                              | 27.34   | 23.93                         | 32.87   | 22.86   |
| 濮 阳 市 Puyang         | 116  | 12.01                         | 7.06                               | 6.78  | 4.28                          | 5.20  | 3.91  |
| 许 昌 市 Xuchang        | 399  | 64.19                         | 34.54                              | 33.98   | 24.60                         | 30.94   | 23.02   |
| 漯 河 市 Luohe          | 164  | 45.70                         | 20.77                              | 20.89   | 19.55                         | 24.86   | 17.70   |
| 三 门 峡 市 Sanmenxia    | 172  | 33.48                         | 16.30                              | 15.85   | 16.77                         | 18.89   | 15.25   |
| 南 阳 市 Nanyang        | 448  | 56.73                         | 31.49                              | 29.97   | 19.64                         | 25.30   | 19.66   |
| 商 丘 市 Shangqiu       | 124  | 22.74                         | 12.05                              | 11.27   | 8.10                          | 8.75  | 6.73  |
| 信 阳 市 Xinyang        | 155  | 16.42                         | 7.82                               | 7.83  | 7.44                          | 8.08  | 6.39  |
| 周 口 市 Zhoukou        | 168  | 48.35                         | 30.76                              | 29.20   | 14.43                         | 17.02   | 14.23   |
| 驻 马 店 市 Zhumadian    | 267  | 19.20                         | 9.11                               | 8.86  | 8.85                          | 10.37   | 8.46  |
| 济 源 市 Jiyuan         | 61   | 14.80                         | 5.45                               | 5.50  | 8.56                          | 8.99  | 5.29  |

## Main Economic Indicators of Collective Ownership Industrial Enterprises by City (2000)

(100 million yuan)

| 所有者<br>权益<br>Creditors'<br>Equity | #实收资本<br>Total<br>Capital<br>Hold | 流动负<br>债合计<br>Liquid<br>Liabilities | 长期负<br>债合计<br>Long-term<br>Liabilities | 产品销<br>售收入<br>Sales<br>Revenue | 产品销<br>售费用<br>Expenses<br>of Sales | 产品销售<br>税金及附加<br>Sales<br>Tax and<br>Extra<br>Charges | 产品销<br>售利润<br>Sales<br>Profits | 利 润<br>总 额<br>Total<br>Profits | 利 税<br>总 额<br>Total<br>Pre-tax<br>Profits |
|-----------------------------------|-----------------------------------|-------------------------------------|--|--------------------------------|------------------------------------|---|--------------------------------|--------------------------------|---|
|                                   | 266.05                            | 206.65                              | 387.28                                 | 111.26                         | 925.21                             | 40.64   | 10.30                          | 102.45                         | 50.33                                     |
| 52.34                             | 41.57                             | 73.80                               | 23.22                                  | 184.85                         | 8.79                               | 2.10  | 21.76                          | 9.79                           | 19.57                                     |
| 8.78                              | 6.70                              | 17.97                               | 2.20                                   | 43.56                          | 1.37                               | 0.37  | 4.48                           | 2.61                           | 3.53                                      |
| 18.03                             | 14.82                             | 26.19                               | 5.49                                   | 43.31                          | 1.42                               | 0.89  | 4.54                           | 1.30                           | 3.86                                      |
| 9.27                              | 10.12                             | 25.12                               | 4.74                                   | 25.15                          | 1.25                               | 0.52  | 2.12                           | 0.21                           | 1.71                                      |
| 11.08                             | 7.45                              | 20.00                               | 3.10                                   | 30.54                          | 1.71                               | 0.20  | 2.75                           | 0.98                           | 2.26                                      |
| 4.15                              | 3.36                              | 5.46                                | 0.93                                   | 14.84                          | 0.58                               | 0.23  | 1.22                           | 0.41                           | 1.07                                      |
| 29.37                             | 22.50                             | 28.93                               | 9.69                                   | 55.97                          | 1.90                               | 0.33  | 5.87                           | 2.09                           | 4.06                                      |
| 21.82                             | 16.65                             | 25.39                               | 6.61                                   | 90.17                          | 5.61                               | 1.60  | 9.04                           | 5.16                           | 9.25                                      |
| 4.27                              | 4.15                              | 6.62                                | 0.92                                   | 20.37                          | 0.68                               | 0.18  | 1.82                           | 1.20                           | 1.71                                      |
| 30.04                             | 18.77                             | 25.83                               | 6.95                                   | 103.84                         | 3.87                               | 0.84  | 11.21                          | 6.26                           | 8.87                                      |
| 15.60                             | 11.72                             | 16.85                               | 13.24                                  | 61.28                          | 1.96                               | 0.71  | 6.36                           | 2.99                           | 4.60                                      |
| 10.70                             | 8.53                              | 13.54                               | 9.25                                   | 58.95                          | 1.94                               | 0.54  | 10.34                          | 8.38                           | 9.23                                      |
| 20.99                             | 14.13                             | 31.07                               | 4.67                                   | 71.57                          | 4.41                               | 0.40  | 7.71                           | 3.00                           | 6.16                                      |
| 6.19                              | 4.40                              | 10.92                               | 5.36                                   | 25.25                          | 0.98                               | 0.26  | 2.73                           | 1.52                           | 2.49                                      |
| 5.01                              | 4.13                              | 8.42                                | 2.82                                   | 19.15                          | 1.05                               | 0.30  | 2.34                           | 1.18                           | 1.96                                      |
| 5.88                              | 7.75                              | 36.83                               | 4.97                                   | 33.46                          | 1.44                               | 0.28  | 3.54                           | 1.03                           | 2.23                                      |
| 7.99                              | 6.47                              | 7.56                                | 3.64                                   | 33.94                          | 1.35                               | 0.50  | 2.99                           | 2.09                           | 3.34                                      |
| 4.52                              | 3.44                              | 6.79                                | 3.47                                   | 9.00                           | 0.34                               | 0.06  | 1.64                           | 0.15                           | 0.74                                      |

## 11-26 全部国有及限额以上工业企业主要经济效益指标 (2000年)

Main Economic Beneficial Indicators of All State-Owned Industrial  
Enterprises and Above the Limit (2000)

| 行 业                  | Item   | 总资产<br>贡献率<br>(%)  | 成本费用<br>利润率<br>(%)                                  | 资产<br>负债率<br>(%)                     | 产品<br>销售率<br>(%)                         | 流动资产<br>周转次数<br>(次/年)  |
|----------------------|--|--|---|--------------------------------------|--|--|
|                      |  | Ratio of<br>Total<br>Assets to<br>Industrial<br>Output<br>Value<br>(%) | Ratio of<br>Profits to<br>Industrial<br>Cost<br>(%) | Assets-<br>Liability<br>Ratio<br>(%) | Proportion<br>of Products<br>Sold<br>(%) | Number of<br>Times of<br>Annual<br>of Turnover<br>Circulating<br>Funds<br>(times/year) |
| <b>总 计</b>           | <b>Total</b>   | <b>8.59</b>  | <b>4.47</b>   | <b>66.43</b>                         | <b>98.00</b>                             | <b>1.52</b>  |
| <b>按轻重工业分</b>        | <b>Grouped by Light &amp; Heavy Industry</b>                                     |  |   |                                      |  |  |
| 轻工业                  | Enterprises of Light Industry  | 9.78   | 3.94  | 70.18                                | 97.64                                    | 1.59   |
| 以农产品为原料              | Using Farm Products as Raw Materials   | 10.81  | 4.06  | 72.09                                | 97.67                                    | 1.66   |
| 以非农产品为原料             | Using Non-Farm Products as Raw Materials   | 6.75   | 3.51  | 64.59                                | 97.53                                    | 1.37   |
| 重工业                  | Heavy Industry   | 8.11   | 4.75  | 64.92                                | 98.20                                    | 1.48   |
| 采掘工业                 | Mining and Quarrying   | 10.41  | 10.85   | 61.93                                | 98.89                                    | 1.79   |
| 原料工业                 | Raw Materials Industry   | 8.10   | 3.74  | 64.96                                | 98.38                                    | 1.64   |
| 加工工业                 | Manufacturing Industry   | 6.96   | 3.57  | 66.34                                | 97.71                                    | 1.24   |
| <b>按企业规模分</b>        | <b>Grouped by Size of Enterprises: Large</b>                                     |  |   |                                      |  |  |
| 大型企业                 | Large Enterprises  | 7.80   | 4.52  | 62.68                                | 98.39                                    | 1.23   |
| 中型企业                 | Medium-sized Enterprises   | 6.98   | 2.47  | 74.25                                | 98.08                                    | 1.22   |
| 小型企业                 | Small Enterprises  | 10.39  | 4.89  | 69.05                                | 97.69                                    | 2.04   |
| <b>按行业分</b>          | <b>Grouped by Sector</b>   |  |   |                                      |  |  |
| 煤炭采选业                | Coal Mining and Dressing   | 4.17   | -0.24   | 64.46                                | 98.77                                    | 1.37   |
| 石油和天然气开采业            | Petroleum and Natural Gas Extraction   | 16.95  | 24.57   | 54.60                                | 99.22                                    | 2.03   |
| 黑色金属矿采选业             | Ferrous Metals Mining and Dressing   | 16.01  | 7.66  | 58.02                                | 98.54                                    | 2.70   |
| 有色金属矿采选业             | Nonferrous Metals Mining and Dressing  | 21.24  | 17.03   | 70.18                                | 98.84                                    | 2.59   |
| 非金属矿采选业              | Nonmetal Minerals Mining and Dressing  | 26.02  | 8.78  | 55.79                                | 97.95                                    | 4.01   |
| 其他矿采选业               | Other Minerals Mining and Dressing   | 5.13   | 7.66  | 56.70                                | 98.06                                    | 0.52   |
| 木材及竹材采运业             | Logging and Transport of Timber and Bamboo                                       |  |   |                                      |  |  |
| 食品加工业                | Food Processing  | 10.11  | 3.76  | 69.44                                | 98.03                                    | 3.01   |
| 食品制造业                | Food Manufacturing   | 11.47  | 5.78  | 67.62                                | 96.95                                    | 1.85   |
| 饮料制造业                | Beverage Manufacturing   | 7.50   | 0.89  | 73.61                                | 96.18                                    | 1.02   |
| 烟草加工业                | Tobacco Processing   | 27.54  | 4.22  | 74.16                                | 100.92                                   | 1.16   |
| 纺织工业                 | Textile Industry   | 6.38   | 2.10  | 84.92                                | 97.67                                    | 1.29   |
| 服装及其他纤维制品制造业         | Garments and Other Fiber Products  | 7.75   | 3.20  | 69.71                                | 97.71                                    | 1.75   |
| 皮革、毛皮、羽绒及其制品业        | Leather, Furs, Down and Related Products   | 10.53  | 5.51  | 72.35                                | 97.20                                    | 1.64   |
| 木材加工及竹、藤、<br>棕、草制品业  | Timber Processing, Bamboo, Cane, Palm Fiber<br>and Straw Products Straw Products | 11.02  | 5.51  | 68.63                                | 97.89                                    | 2.78   |
| 家具制造业                | Furniture Manufacturing  | 26.90  | 11.92   | 59.49                                | 97.11                                    | 3.29   |
| 造纸及纸制品业              | Papermaking and Paper Products   | 11.31  | 6.50  | 61.48                                | 97.79                                    | 1.98   |
| 印刷业、记录媒介的复制          | Printing and Record Medium Reproduction  | 9.22   | 6.40  | 64.16                                | 98.07                                    | 1.64   |
| 文教体育用品制造业            | Cultural, Educational and Sports Goods   | 16.51  | 4.88  | 60.81                                | 98.72                                    | 2.77   |
| 石油加工及炼焦业             | Petroleum Processing and Coking  | 6.06   | -1.24   | 75.88                                | 96.74                                    | 2.33   |
| 化学原料及化学制品制造业         | Raw Chemical Materials and Chemical Products                                     | 5.14   | 1.49  | 70.81                                | 99.25                                    | 1.54   |
| 医药制造业                | Medical and Pharmaceutical Products  | 7.09   | 4.84  | 63.52                                | 95.73                                    | 0.90   |
| 化学纤维制造业              | Chemical Fiber   | 4.61   | 4.30  | 64.64                                | 94.80                                    | 0.75   |
| 橡胶制品业                | Rubber Products  | 7.34   | 1.36  | 69.48                                | 94.88                                    | 1.34   |
| 塑料制品业                | Plastic Products   | 9.41   | 3.11  | 59.99                                | 99.23                                    | 2.54   |
| 非金属矿物制品业             | Nonmetal Mineral Products  | 8.87   | 3.58  | 68.13                                | 96.74                                    | 1.65   |
| 黑色金属冶炼及压延加工业         | Smelting and Pressing of Ferrous Metals  | 7.81   | 3.58  | 55.62                                | 98.30                                    | 1.61   |
| 有色金属冶炼及压延加工业         | Smelting and Pressing of Nonferrous Metals                                       | 10.58  | 5.23  | 68.74                                | 97.74                                    | 1.84   |
| 金属制品业                | Metal Products   | 10.75  | 3.56  | 72.66                                | 96.61                                    | 2.17   |
| 普通机械制造业              | Ordinary Machinery   | 5.40   | 1.72  | 68.01                                | 97.26                                    | 0.98   |
| 专用设备制造业              | Special Purpose Equipment  | 4.08   | 0.13  | 65.34                                | 98.26                                    | 1.21   |
| 交通运输设备制造业            | Transport Equipment  | 6.25   | 1.93  | 68.61                                | 96.88                                    | 1.28   |
| 电气机械及器材制造业           | Electric Equipment and Machinery   | 8.01   | 4.42  | 63.15                                | 99.57                                    | 1.17   |
| 电子及通信设备制造业           | Electronic and Telecommunications Equipment                                      | 13.45  | 18.50   | 64.50                                | 97.66                                    | 0.85   |
| 仪器、仪表及文化办<br>公用机械制造业 | Instruments, Meters, Cultural and Office<br>Machinery                            | 7.56   | 7.45  | 66.64                                | 97.05                                    | 0.75   |
| 其他制造业                | Other Manufacturing  | 18.84  | 6.19  | 59.38                                | 98.22                                    | 2.76   |
| 电力、蒸气、热水的<br>生产和供应业  | Production and Supply of Electric Power,<br>Steam and Hot Water                  | 8.45   | 6.22  | 61.99                                | 99.55                                    | 1.45   |
| 煤气生产和供应业             | Production and Supply of Gas   | 6.63   | 12.90   | 50.56                                | 100.44                                   | 0.76   |
| 自来水生产和供应业            | Production and Supply of Tap Water   | 2.66   | -1.32   | 35.91                                | 99.10                                    | 1.27   |

11-27 国有及国有控股工业企业主要经济效益指标 (2000年)

Main Economic Beneficial Indicators of State-Owned and State-Owned Holding Industrial Enterprises (2000)

| 行 业               | Item   | 总资产<br>贡献率<br>(%)<br>Ratio of<br>Total<br>Assets to<br>Industrial<br>Output<br>Value<br>(%) | 成本费用<br>利润率<br>(%)<br>Ratio of<br>Profits to<br>Industrial<br>Cost<br>(%) | 资产<br>负债率<br>(%)<br>Assets-<br>Liability<br>Ratio<br>(%) | 产品<br>销售率<br>(%)<br>Proportion<br>of Products<br>Sold<br>(%) | 流动资<br>产<br>周转次数<br>(次/年)<br>Number of<br>Times of<br>Annual<br>of Turnover<br>Circulating<br>Funds<br>(times/year) |
|-------------------|--|---|---|--|--|---|
| <b>总 计</b>        | <b>Total</b>   | <b>7.02</b>   | <b>3.47</b>   | <b>66.88</b>   | <b>98.45</b>   | <b>1.21</b>   |
| <b>按轻重工业分</b>     | <b>Grouped by Light &amp; Heavy Industry</b>                   |   |   |  |  |   |
| 轻工业               | Enterprises of Light Industry                                  | 8.19  | 2.37  | 73.11  | 97.81  | 1.18  |
| 以农产品为原料           | Using Farm Products as Raw Materials                           | 9.81  | 2.59  | 75.89  | 97.70  | 1.29  |
| 以非农产品为原料          | Using Non-Farm Products as Raw Materials                       | 4.01  | 1.50  | 65.98  | 98.26  | 0.87  |
| 重工业               | Heavy Industry   | 6.64  | 3.90  | 64.84  | 98.74  | 1.22  |
| 采掘工业              | Mining and Quarrying   | 8.70  | 10.82   | 61.78  | 99.10  | 1.49  |
| 原料工业              | Raw Materials Industry   | 7.18  | 3.05  | 64.28  | 98.63  | 1.50  |
| 加工工业              | Manufacturing Industry   | 4.50  | 1.71  | 67.60  | 98.68  | 0.81  |
| <b>按企业规模分</b>     | <b>Grouped by Size of Enterprises: Large</b>                   |   |   |  |  |   |
| 大型企业              | Large Enterprises  | 7.70  | 4.55  | 62.75  | 98.42  | 1.21  |
| 中型企业              | Medium-sized Enterprises                                       | 6.91  | 2.37  | 74.23  | 98.40  | 1.18  |
| 小型企业              | Small Enterprises  | 4.40  | 0.15  | 77.12  | 98.61  | 1.23  |
| <b>按行业分</b>       | <b>Grouped by Sector</b>                                       |   |   |  |  |   |
| 煤炭采选业             | Coal Mining and Dressing                                       | 2.94  | -2.52   | 64.94  | 99.33  | 1.18  |
| 石油和天然气开采业         | Petroleum and Natural Gas Extraction                           | 17.02   | 24.81   | 54.59  | 99.23  | 2.03  |
| 黑色金属矿采选业          | Ferrous Metals Mining and Dressing                             | 3.35  | 1.41  | 74.49  | 97.79  | 0.91  |
| 有色金属矿采选业          | Nonferrous Metals Mining and Dressing                          | 8.29  | 17.88   | 70.71  | 97.22  | 1.04  |
| 非金属矿采选业           | Nonmetal Minerals Mining and Dressing                          | 10.34   | 5.59  | 71.94  | 93.73  | 1.47  |
| 其他矿采选业            | Other Minerals Mining and Dressing                             | 1.03  | 0.00  | 57.34  | 92.60  | 0.08  |
| 木材及竹材采运业          | Logging and Transport of Timber and Bamboo                     |   |   |  |  |   |
| 食品加工业             | Food Processing  | 7.20  | 2.73  | 77.18  | 98.38  | 2.41  |
| 食品制造业             | Food Manufacturing   | 8.95  | 5.58  | 71.75  | 97.15  | 1.10  |
| 饮料制造业             | Beverage Manufacturing   | 6.42  | 0.24  | 78.71  | 94.16  | 0.73  |
| 烟草加工业             | Tobacco Processing   | 28.15   | 4.35  | 74.15  | 101.17   | 1.14  |
| 纺织工业              | Textile Industry   | 6.49  | 1.67  | 84.81  | 97.06  | 1.38  |
| 服装及其他纤维制品制造业      | Garments and Other Fiber Products                              | 0.67  | -7.72   | 87.15  | 97.55  | 0.59  |
| 皮革、毛皮、羽绒及其制品业     | Leather, Furs, Down and Related Products                       | -1.94   | -16.29  | 86.49  | 93.02  | 0.38  |
| 木材加工及竹、藤、棕、草制品业   | Timber Processing, Bamboo, Cane, Palm Fiber and Straw Products | 4.44  | 1.34  | 80.06  | 99.48  | 1.77  |
| 家具制造业             | Furniture Manufacturing  | 2.92  | -2.31   | 94.21  | 91.96  | 0.88  |
| 造纸及纸制品业           | Papermaking and Paper Products                                 | 3.25  | 0.07  | 69.99  | 98.39  | 0.78  |
| 印刷业、记录媒介的复制       | Printing and Record Medium Reproduction                        | 4.31  | -0.47   | 72.93  | 97.76  | 0.95  |
| 文教体育用品制造业         | Cultural, Educational and Sports Goods                         | 12.00   | 6.21  | 71.64  | 102.29   | 1.59  |
| 石油加工及炼焦业          | Petroleum Processing and Coking                                | 6.14  | -1.56   | 77.18  | 96.53  | 2.59  |
| 化学原料及化学制品制造业      | Raw Chemical Materials and Chemical Products                   | 3.28  | -0.75   | 72.11  | 100.18   | 1.25  |
| 医药制造业             | Medical and Pharmaceutical Products                            | 5.98  | 3.74  | 67.86  | 98.10  | 0.71  |
| 化学纤维制造业           | Chemical Fiber   | 4.48  | 4.41  | 64.14  | 94.46  | 0.70  |
| 橡胶制品业             | Rubber Products  | 5.34  | -1.10   | 72.03  | 93.99  | 0.99  |
| 塑料制品业             | Plastic Products   | 2.50  | -2.39   | 83.41  | 96.44  | 1.02  |
| 非金属矿物制品业          | Nonmetal Mineral Products                                      | 4.09  | -3.07   | 70.65  | 96.72  | 0.78  |
| 黑色金属冶炼及压延加工业      | Smelting and Pressing of Ferrous Metals                        | 7.33  | 4.04  | 52.85  | 99.62  | 1.37  |
| 有色金属冶炼及压延加工业      | Smelting and Pressing of Nonferrous Metals                     | 10.11   | 6.42  | 69.99  | 97.61  | 1.46  |
| 金属制品业             | Metal Products   | 1.17  | -5.20   | 92.66  | 97.15  | 0.65  |
| 普通机械制造业           | Ordinary Machinery   | 2.81  | -1.27   | 71.38  | 97.63  | 0.56  |
| 专用设备制造业           | Special Purpose Equipment                                      | 1.52  | -3.87   | 67.91  | 99.81  | 0.79  |
| 交通运输设备制造业         | Transport Equipment  | 4.32  | 0.86  | 69.29  | 97.07  | 0.99  |
| 电气机械及器材制造业        | Electric Equipment and Machinery                               | 6.76  | 4.14  | 60.22  | 100.66   | 0.91  |
| 电子及通信设备制造业        | Electronic and Telecommunications Equipment                    | 13.31   | 18.68   | 64.22  | 98.83  | 0.83  |
| 仪器、仪表及文化办公用品机械制造业 | Instruments, Meters, Cultural and Office Machinery             | 2.49  | -3.00   | 77.75  | 94.54  | 0.52  |
| 其他制造业             | Other Manufacturing  | 7.18  | 0.42  | 83.94  | 100.79   | 2.22  |
| 电力、蒸气、热水的生产和供应业   | Production and Supply of Electric Power, Steam and Hot Water   | 7.63  | 4.96  | 60.63  | 99.57  | 1.45  |
| 煤气生产和供应业          | Production and Supply of Gas                                   | 6.42  | 13.09   | 50.90  | 100.54   | 0.72  |
| 自来水生产和供应业         | Production and Supply of Tap Water                             | 2.60  | -1.43   | 35.91  | 99.13  | 1.24  |

## 11-28 集体工业企业主要经济效益指标 (2000年)

Main Economic Beneficial Indicators of Collective Ownership  
Industrial Enterprises (2000)

| 行业                   | Item   | 总资产<br>贡献率<br>(%)<br>Ratio of<br>Total<br>Assets to<br>Industrial<br>Output<br>Value<br>(%) | 成本费用<br>利润率<br>(%)<br>Ratio of<br>Profits to<br>Industrial<br>Cost<br>(%) | 资产<br>负债率<br>(%)<br>Assets-<br>Liability<br>Ratio<br>(%) | 产品<br>销售率<br>(%)<br>Proportion<br>of Products<br>Sold<br>(%) | 流动资产<br>周转次数<br>(次/年)<br>Number of<br>Times of<br>Annual<br>of Turnover<br>Circulating<br>Funds<br>(times/year) |
|----------------------|--|---|---|--|--|---|
| <b>总计</b>            | <b>Total</b>   | <b>14.16</b>  | <b>5.81</b>   | <b>65.44</b>   | <b>97.59</b>   | <b>2.40</b>   |
| <b>按轻重工业分</b>        | <b>Grouped by Light &amp; Heavy Industry</b>                                     |   |   |  |  |   |
| 轻工业                  | Enterprises of Light Industry  | 13.52   | 5.31  | 68.19  | 97.72  | 2.35  |
| 以农产品为原料              | Using Farm Products as Raw Materials   | 13.43   | 5.42  | 70.06  | 97.90  | 2.30  |
| 以非农产品为原料             | Using Non-Farm Products as Raw Materials   | 13.89   | 4.81  | 60.00  | 96.93  | 2.58  |
| 重工业                  | Heavy Industry   | 14.65   | 6.19  | 63.42  | 97.49  | 2.43  |
| 采掘工业                 | Mining and Quarrying   | 23.50   | 11.17   | 62.50  | 98.49  | 3.00  |
| 原料工业                 | Raw Materials Industry   | 11.57   | 4.23  | 66.23  | 97.62  | 2.27  |
| 加工工业                 | Manufacturing Industry   | 13.90   | 5.45  | 62.05  | 97.08  | 2.36  |
| <b>按企业规模分</b>        | <b>Grouped by Size of Enterprises: Large</b>                                     |   |   |  |  |   |
| 大型企业                 | Large Enterprises  | 11.67   | 4.70  | 61.23  | 98.45  | 1.98  |
| 中型企业                 | Medium-sized Enterprises   | 6.96  | 2.37  | 75.36  | 97.89  | 1.49  |
| 小型企业                 | Small Enterprises  | 15.10   | 6.05  | 64.95  | 97.52  | 2.50  |
| <b>按行业分</b>          | <b>Grouped by Sector</b>   |   |   |  |  |   |
| 煤炭采选业                | Coal Mining and Dressing   | 12.35   | 5.37  | 60.23  | 97.74  | 2.08  |
| 石油和天然气开采业            | Petroleum and Natural Gas Extraction   | 5.49  | 1.10  | 55.28  | 97.58  | 1.48  |
| 黑色金属矿采选业             | Ferrous Metals Mining and Dressing   | 18.62   | 8.43  | 52.50  | 98.67  | 3.12  |
| 有色金属矿采选业             | Nonferrous Metals Mining and Dressing  | 43.82   | 16.83   | 69.94  | 99.16  | 3.95  |
| 非金属矿采选业              | Nonmetal Minerals Mining and Dressing  | 34.48   | 8.75  | 45.80  | 98.16  | 4.90  |
| 其他矿采选业               | Other Minerals Mining and Dressing   |   |   |  |  |   |
| 木材及竹材采运业             | Logging and Transport of Timber and Bamboo                                       |   |   |  |  |   |
| 食品加工业                | Food Processing  | 18.92   | 5.83  | 54.32  | 97.77  | 4.39  |
| 食品制造业                | Food Manufacturing   | 14.25   | 5.29  | 63.04  | 97.44  | 3.17  |
| 饮料制造业                | Beverage Manufacturing   | 17.07   | 3.65  | 69.50  | 97.87  | 2.46  |
| 烟草加工业                | Tobacco Processing   | 13.27   | 2.54  | 74.00  | 97.40  | 1.91  |
| 纺织工业                 | Textile Industry   | 6.21  | 2.56  | 90.85  | 98.74  | 1.16  |
| 服装及其他纤维制品制造业         | Garments and Other Fiber Products  | 10.80   | 3.14  | 70.02  | 98.09  | 2.66  |
| 皮革、毛皮、羽绒及其制品业        | Leather, Furs, Down and Related Products   | 14.71   | 6.75  | 78.68  | 97.98  | 2.45  |
| 木材加工及竹、藤、<br>棕、草制品业  | Timber Processing, Bamboo, Cane, Palm Fiber<br>and Straw Products Straw Products | 15.12   | 6.79  | 61.16  | 97.72  | 3.16  |
| 家具制造业                | Furniture Manufacturing  | 24.20   | 10.70   | 59.02  | 96.86  | 3.13  |
| 造纸及纸制品业              | Papermaking and Paper Products   | 19.14   | 8.24  | 53.04  | 97.77  | 2.88  |
| 印刷业、记录媒介的复制          | Printing and Record Medium Reproduction  | 11.71   | 6.66  | 55.44  | 98.44  | 2.88  |
| 文教体育用品制造业            | Cultural, Educational and Sports Goods   | 15.48   | 3.58  | 52.74  | 99.17  | 3.67  |
| 石油加工及炼焦业             | Petroleum Processing and Coking  | 5.97  | 2.18  | 76.44  | 99.43  | 1.08  |
| 化学原料及化学制品制造业         | Raw Chemical Materials and Chemical Products                                     | 14.06   | 4.95  | 65.78  | 97.64  | 2.40  |
| 医药制造业                | Medical and Pharmaceutical Products  | 6.48  | 3.22  | 53.40  | 93.23  | 1.35  |
| 化学纤维制造业              | Chemical Fiber   | 6.18  | 1.51  | 72.67  | 97.63  | 1.97  |
| 橡胶制品业                | Rubber Products  | 12.93   | 4.14  | 64.52  | 96.26  | 2.15  |
| 塑料制品业                | Plastic Products   | 9.54  | 3.48  | 59.47  | 97.30  | 2.45  |
| 非金属矿物制品业             | Nonmetal Mineral Products  | 16.68   | 6.57  | 61.19  | 97.07  | 2.88  |
| 黑色金属冶炼及压延加工业         | Smelting and Pressing of Ferrous Metals  | 8.97  | 2.23  | 71.02  | 95.86  | 2.60  |
| 有色金属冶炼及压延加工业         | Smelting and Pressing of Nonferrous Metals                                       | 10.59   | 3.63  | 62.47  | 99.05  | 2.28  |
| 金属制品业                | Metal Products   | 13.77   | 3.47  | 64.86  | 96.54  | 2.63  |
| 普通机械制造业              | Ordinary Machinery   | 12.46   | 3.92  | 63.61  | 97.17  | 2.06  |
| 专用设备制造业              | Special Purpose Equipment  | 13.67   | 4.72  | 55.47  | 96.88  | 2.49  |
| 交通运输设备制造业            | Transport Equipment  | 12.64   | 6.05  | 56.78  | 96.76  | 1.53  |
| 电气机械及器材制造业           | Electric Equipment and Machinery   | 10.42   | 4.98  | 75.38  | 98.08  | 1.87  |
| 电子及通信设备制造业           | Electronic and Telecommunications Equipment                                      | 21.71   | 10.77   | 58.22  | 101.97   | 1.77  |
| 仪器、仪表及文化办<br>公用机械制造业 | Instruments, Meters, Cultural and Office<br>Machinery                            | 8.75  | 4.73  | 71.92  | 96.40  | 1.80  |
| 其他制造业                | Other Manufacturing  | 19.36   | 6.33  | 56.34  | 97.80  | 2.85  |
| 电力、蒸气、热水的<br>生产和供应业  | Production and Supply of Electric Power,<br>Steam and Hot Water                  | 8.16  | 4.81  | 71.33  | 95.56  | 1.44  |
| 煤气生产和供应业             | Production and Supply of Gas   | 28.28   | 10.07   | 17.22  | 99.46  | 4.90  |
| 自来水生产和供应业            | Production and Supply of Tap Water   | 13.28   | 3.44  | 62.10  | 98.12  | 6.27  |

11-29 各市全部国有及限额以上工业企业主要经济效益指标 (2000年)

Main Economic Beneficial Indicators of All State-Owned Industrial Enterprises and Above the Limit by City (2000)

| 市    | City         | 总资产贡献率 (%)<br>Ratio of Total Assets to Industrial Output Value (%) | 成本费用利润率 (%)<br>Ratio of Profits to Industrial Cost (%) | 资产负债率 (%)<br>Assets-Liability Ratio (%) | 产品销售率 (%)<br>Proportion of Products Sold (%) | 流动资产周转次数 (次/年)<br>Number of Times of Annual of Turnover of Circulating Funds (times/year) |
|------|--------------|--|--|---|--|---|
| 全省   | Total        | 8.59   | 4.47   | 66.43                                   | 98.00  | 1.52  |
| 郑州市  | Zhengzhou    | 11.24  | 5.24   | 63.68                                   | 97.40  | 1.66  |
| 开封市  | Kaifeng      | 5.30   | 1.58   | 84.73                                   | 97.35  | 1.56  |
| 洛阳市  | Luoyang      | 5.15   | 1.03   | 65.78                                   | 97.30  | 1.21  |
| 平顶山市 | Pingdingshan | 5.37   | 1.97   | 60.10                                   | 97.11  | 1.25  |
| 安阳市  | Anyang       | 10.83  | 6.85   | 67.80                                   | 98.51  | 1.34  |
| 鹤壁市  | Hebi         | 5.75   | 1.57   | 78.96                                   | 98.49  | 1.15  |
| 新乡市  | Xingxiang    | 6.33   | 3.50   | 63.69                                   | 98.37  | 1.35  |
| 焦作市  | Jiaozhuo     | 9.38   | 3.73   | 70.42                                   | 98.24  | 1.71  |
| 濮阳市  | Puyang       | 12.61  | 12.45  | 62.30                                   | 98.79  | 2.54  |
| 许昌市  | Xuchang      | 13.61  | 6.32   | 58.69                                   | 98.64  | 1.90  |
| 漯河市  | Luohe        | 13.90  | 5.28   | 62.08                                   | 97.80  | 2.78  |
| 三门峡市 | Sanmenxia    | 10.11  | 9.76   | 68.12                                   | 98.38  | 1.49  |
| 南阳市  | Nanyang      | 9.77   | 4.94   | 66.31                                   | 98.69  | 1.59  |
| 商丘市  | Shangqiu     | 6.20   | 3.01   | 71.89                                   | 99.41  | 1.30  |
| 信阳市  | Xinyang      | 7.31   | 3.14   | 70.34                                   | 98.79  | 1.54  |
| 周口市  | Zhoukou      | 7.71   | 4.25   | 72.72                                   | 96.86  | 1.21  |
| 驻马店市 | Zhumadian    | 10.51  | 1.85   | 68.43                                   | 98.21  | 1.87  |
| 济源市  | Jiyuan       | 7.10   | 2.28   | 69.76                                   | 97.39  | 1.29  |

11-30 各市国有及国有控股工业企业主要经济效益指标 (2000年)

Main Economic Beneficial Indicators of State-Owned and State-Owned Holding Industrial Enterprises by City (2000)

| 市    | City         | 总资产贡献率 (%)<br>Ratio of Total Assets to Industrial Output Value (%) | 成本费用利润率 (%)<br>Ratio of Profits to Industrial Cost (%) | 资产负债率 (%)<br>Assets-Liability Ratio (%) | 产品销售率 (%)<br>Proportion of Products Sold (%) | 流动资产周转次数 (次/年)<br>Number of Times of Annual of Turnover of Circulating Funds (times/year) |
|------|--------------|--|--|---|--|---|
| 全省   | Total        | 7.02   | 3.47   | 66.88                                   | 98.45  | 1.21  |
| 郑州市  | Zhengzhou    | 8.83   | 4.42   | 63.76                                   | 98.61  | 1.10  |
| 开封市  | Kaifeng      | 2.56   | -1.84  | 92.33                                   | 96.88  | 1.20  |
| 洛阳市  | Luoyang      | 3.79   | -0.63  | 67.11                                   | 97.66  | 1.10  |
| 平顶山市 | Pingdingshan | 5.07   | 2.22   | 57.41                                   | 97.39  | 1.19  |
| 安阳市  | Anyang       | 11.42  | 9.15   | 66.20                                   | 99.52  | 1.17  |
| 鹤壁市  | Hebi         | 5.73   | 2.46   | 82.80                                   | 99.59  | 0.87  |
| 新乡市  | Xingxiang    | 5.35   | 2.69   | 66.58                                   | 98.00  | 1.16  |
| 焦作市  | Jiaozhuo     | 5.65   | 0.09   | 73.27                                   | 98.33  | 1.14  |
| 濮阳市  | Puyang       | 12.08  | 14.29  | 62.61                                   | 99.25  | 2.31  |
| 许昌市  | Xuchang      | 12.15  | 6.61   | 62.21                                   | 101.09                                       | 1.09  |
| 漯河市  | Luohe        | 15.63  | 6.34   | 57.97                                   | 98.32  | 2.84  |
| 三门峡市 | Sanmenxia    | 5.96   | 3.76   | 68.27                                   | 97.45  | 0.94  |
| 南阳市  | Nanyang      | 8.92   | 4.96   | 63.30                                   | 98.71  | 1.29  |
| 商丘市  | Shangqiu     | 4.44   | 0.88   | 73.02                                   | 99.37  | 0.99  |
| 信阳市  | Xinyang      | 5.59   | 1.41   | 72.05                                   | 99.25  | 1.25  |
| 周口市  | Zhoukou      | 7.07   | 3.97   | 71.61                                   | 97.92  | 1.13  |
| 驻马店市 | Zhumadian    | 7.83   | -3.73  | 72.81                                   | 98.23  | 1.21  |
| 济源市  | Jiyuan       | 6.64   | 2.68   | 71.62                                   | 98.38  | 1.19  |



11-31 各市集体工业企业主要经济效益指标 (2000年)

Main Economic Beneficial Indicators  
of Collective Ownership Industrial Enterprises (2000)

| 市     | City         | 总资产贡献率<br>(%)<br>Ratio of Total<br>Assets to<br>Industrial<br>Output Value<br>(%) | 成本费用利润率<br>(%)<br>Ratio of<br>Profits to<br>Industrial<br>Cost<br>(%) | 资产负债率<br>(%)<br>Assets-<br>Liability<br>Ratio<br>(%) | 产品销售率<br>(%)<br>Proportion<br>of Products<br>Sold<br>(%) | 流动资产周转次数<br>(次/年)<br>Number of<br>Times of Annual<br>of Turnover<br>Circulating Funds<br>(times/year) |
|-------|--------------|---|---|--|--|---|
| 全 省   | Total        | 14.16   | 5.81  | 65.44  | 97.59  | 2.40  |
| 郑 州   | Zhengzhou    | 16.26   | 5.67  | 65.07  | 96.93  | 2.56  |
| 开 封   | Kaifeng      | 14.53   | 6.42  | 69.67  | 97.79  | 2.33  |
| 洛 阳   | Luoyang      | 10.23   | 3.12  | 63.73  | 96.28  | 1.70  |
| 平 顶 山 | Pingdingshan | 6.33  | 0.82  | 76.59  | 95.71  | 1.35  |
| 安 阳   | Anyang       | 9.08  | 3.32  | 67.58  | 96.64  | 1.72  |
| 鹤 壁   | Hebi         | 11.18   | 2.88  | 61.76  | 99.03  | 2.67  |
| 新 乡   | Xingxiang    | 7.84  | 3.91  | 57.15  | 98.80  | 1.85  |
| 焦 作   | Jiaozhuo     | 19.67   | 6.20  | 60.05  | 98.37  | 3.30  |
| 濮 阳   | Puyang       | 17.43   | 6.16  | 64.40  | 97.24  | 3.01  |
| 许 昌   | Xuchang      | 16.66   | 6.48  | 53.20  | 97.28  | 3.06  |
| 漯 河   | Luohe        | 14.42   | 5.18  | 65.85  | 97.40  | 2.93  |
| 三 门 峡 | Sanmenxia    | 42.89   | 16.74   | 68.05  | 99.43  | 3.72  |
| 南 阳   | Nanyang      | 13.23   | 4.42  | 63.00  | 98.93  | 2.39  |
| 商 丘   | Shangqiu     | 13.53   | 6.44  | 72.76  | 99.56  | 2.24  |
| 信 阳   | Xinyang      | 14.46   | 6.61  | 69.50  | 98.25  | 2.45  |
| 周 口   | Zhoukou      | 7.11  | 3.18  | 87.84  | 95.19  | 1.15  |
| 驻 马 店 | Zhumadian    | 19.90   | 6.60  | 58.35  | 97.18  | 3.83  |
| 济 源   | Jiyuan       | 8.96  | 1.67  | 69.45  | 95.47  | 1.64  |

11-32 工业企业分品种能源购进、消费及库存 (2000年)

Purchase, Consume and Stock of Energy in Industrial  
Main Economic Beneficial Indicators of Collective Ownership(2000)

| 项 目         | Item                            | 年 初<br>库 存<br>Stock<br>of Year<br>Beginning | 购 进 量<br>Purchase Capacity              |   | 消 费 量<br>Total<br>Energy<br>Consump-<br>tion | 工 业<br>生 产 消 费<br>Consump-<br>tion of<br>Industry<br>Production | 非 工 业<br>生 产 消 费<br>Consumptin<br>of Industry<br>Nonindustry<br>Production | 年 末<br>库 存<br>Stock<br>of<br>Year<br>End |
|-------------|---------------------------------|---|---|---|--|---|--|--|
|             |                                 |   | 实 物 量<br>Material<br>Object<br>Capacity | 金 额<br>(万元)<br>Amount<br>of Money<br>(10 000<br>yuan) |  |   |  |  |
| 能源合计(万吨标准煤) | Total (10 000 tons of SCE)      | 4349983                                     | 88842613                                | 4503073   | 101680504                                    | 100417139   | 1263365  | 5044781                                  |
| 原煤(吨)       | Coal (tons)                     | 4991670                                     | 74738008                                | 1011541   | 82375574                                     | 81824754  | 550820   | 5554252                                  |
| 洗精煤(吨)      | Clean Coal (tons)               | 160668                                      | 2611755                                 | 73332   | 3517967                                      | 3517943   | 24   | 174049                                   |
| 其他洗煤(吨)     | Other Clean Coal (tons)         | 853   | 59943                                   | 1083  | 470594                                       | 467472  | 3122   | 1064                                     |
| 型煤(吨)       | molded coal (tons)              | 179   | 16201                                   | 330   | 16038  | 14912   | 1126   | 321                                      |
| 焦炭(吨)       | Gas (tons)                      | 230700                                      | 2984425                                 | 110917  | 4267616                                      | 4265633   | 1983   | 258550                                   |
| 其他焦化产品(吨)   | Other Coking Products (tons)    | 5532  | 63481                                   | 4548  | 64412  | 64412   |  | 4601                                     |
| 焦炉煤气(万立方米)  | Coking Gas (10 000 cu.m)        |   | 1404                                    | 437   | 58373  | 55953   | 2420   |  |
| 高炉煤气(万立方米)  | (10 000 cu.m)                   |   | 1491                                    | 239   | 511778                                       | 511778  |  |  |
| 其他煤气(万立方米)  | Other Gas (10 000 cu.m)         |   | 15885                                   | 3111  | 109335                                       | 109282  | 53   |  |
| 天然气(万立方米)   | Natural Gas (10 000 cu.m)       |   | 82068                                   | 61845   | 84318  | 84056   | 262  |  |
| 原油(吨)       | Crude Oil (tons)                | 96223                                       | 4826198                                 | 937388  | 5824337                                      | 5817878   | 6459   | 287872                                   |
| 汽油(吨)       | Gasoline (tons)                 | 14811                                       | 131530                                  | 39665   | 153045                                       | 118827  | 34218  | 15628                                    |
| 煤油(吨)       | Kerosene (tons)                 | 897   | 13697                                   | 3683  | 13490  | 13268   | 222  | 1075                                     |
| 柴油(吨)       | Diesel Fuel Oil (tons)          | 16080                                       | 211109                                  | 60747   | 234263                                       | 214335  | 19928  | 20203                                    |
| 燃料油(吨)      | Fuel Oil (tons)                 | 71552                                       | 538424                                  | 80638   | 574625                                       | 556756  | 17869  | 78199                                    |
| 液化石油气(吨)    | Liquefied Petroleum Gas (tons)  | 582   | 80674                                   | 18657   | 48084  | 41515   | 6569   | 1229                                     |
| 炼厂干气(吨)     | Net Gas of Plant (tons)         |   | 19428                                   | 3639  | 181331                                       | 181331  |  |  |
| 其他石油制品(吨)   | Other Petroleum Products (tons) | 46179                                       | 684840                                  | 119973  | 670636                                       | 670635  | 1  | 55418                                    |
| 热力(百万千焦)    | Heat (10 billion kilo-joule)    |   | 18212855                                | 34305   | 41424758                                     | 39688345  | 1736413  |  |
| 电力(万千瓦时)    | Electricity (10 000 kwh)        |   | 5065519                                 | 1933772   | 5017188                                      | 4857050   | 160138   |  |
| 其他燃料(吨标准煤)  | Other Fuel (tons of SCE)        | 2640  | 70979                                   | 3218  | 82392  | 82291   | 101  | 4016                                     |

## 11-33 工业企业分行业主要能源消费量 (2000年)

## Purchase, Consume and Stock of Energy in Industrial Enterprises by Industry (2000)

| 行 业                 | Item   | 原 煤<br>(吨)<br>Coal<br>(tons) | 焦 炭<br>(吨)<br>Gas<br>(tons) | 原 油<br>(吨)<br>Crude<br>Oil<br>(tons) | 柴 油<br>(吨)<br>Diesel<br>Fuel Oil<br>(tons) | 燃料油<br>(吨)<br>Fuel<br>Oil<br>(tons) | 热 力<br>(百万千焦)<br>Heat<br>(million<br>Kilo Joule) | 电 力<br>(万千瓦时)<br>Electricity<br>(10 000<br>kwh) |
|---------------------|--|------------------------------|-----------------------------|--------------------------------------|--|-------------------------------------|--|---|
| <b>总 计</b>          | <b>Total</b>   | <b>82375574</b>              | <b>4267616</b>              | <b>5824337</b>                       | <b>234263</b>                              | <b>574625</b>                       | <b>41424758</b>                                  | <b>5017188</b>                                  |
| 煤炭采选业               | Coal Mining and Dressing                                       | 16298776                     | 513                         |                                      | 13099                                      | 2                                   |  | 390703  |
| 石油和天然气开采业           | Petroleum and Natural Gas Extraction                           | 8001                         | 202                         | 1239756                              | 33368                                      | 48017                               | 212774   | 227747  |
| 黑色金属矿采选业            | Ferrous Metals Mining and Dressing                             | 2045                         | 117                         |                                      | 792  |                                     |  | 12683   |
| 有色金属矿采选业            | Nonferrous Metals Mining and Dressing                          | 47221                        | 2342                        |                                      | 17805                                      |                                     |  | 70196   |
| 非金属矿采选业             | Nonmetal Minerals Mining and Dressing                          | 129737                       | 9376                        |                                      | 2366                                       | 14                                  |  | 6152  |
| 其他矿采选业              | Other Minerals Mining and Dressing                             | 948                          |                             |                                      |  |                                     |  | 248   |
| 木材及竹材采运业            | Logging and Transport of Timber and Bamboo                     |                              |                             |                                      |  |                                     |  |   |
| 食品加工业               | Food Processing  | 550908                       | 820                         | 140                                  | 1992                                       |                                     | 67   | 103289  |
| 食品制造业               | Food Manufacturing   | 583505                       | 90910                       |                                      | 7256                                       | 11                                  | 6064474  | 73485   |
| 饮料制造业               | Beverage Manufacturing   | 447812                       | 92                          | 10                                   | 2989                                       | 4                                   | 96249  | 29100   |
| 烟草加工业               | Tobacco Processing   | 119855                       |                             |                                      | 303  |                                     | 793934   | 16930   |
| 纺织工业                | Textile Industry   | 556022                       | 536                         | 13                                   | 1313                                       |                                     | 2276756  | 194494  |
| 服装及其他纤维制品制造业        | Garments and Other Fiber Products                              |                              |                             |                                      |  |                                     |  |   |
|                     |  | 23790                        | 147                         |                                      | 156  |                                     |  | 4988  |
| 皮革、毛皮、羽绒及其制造业       | Leather, Furs, Down and Related Products                       | 60935                        | 338                         |                                      | 848  |                                     | 720  | 7929  |
| 木材加工及竹、藤、棕、草制品业     | Timber Processing, Bamboo, Cane, Palm Fiber and Straw Products |                              |                             |                                      |  |                                     |  |   |
|                     | Straw Products   | 119631                       | 493                         |                                      | 239  |                                     |  | 10034   |
| 家具制造业               | Furniture Manufacturing  | 3879                         | 101                         |                                      | 122  |                                     |  | 3632  |
| 造纸及纸制品业             | Papermaking and Paper Products                                 | 1588317                      | 3808                        |                                      | 611  |                                     | 1268370  | 164634  |
| 印刷业、记录媒介的复制         | Printing and Record Medium Reproduction                        | 17189                        | 27                          |                                      | 440  |                                     | 10269  | 8748  |
| 文教体育用品制造业           | Cultural, Educational and Sports Goods                         | 306                          | 92                          |                                      | 11   |                                     |  | 682   |
| 石油加工及炼焦业            | Petroleum Processing and Coking                                | 2372363                      | 455                         | 4579883                              | 2281                                       | 24760                               | 6690421  | 69547   |
| 化学原料及化学制品制造业        | Raw Chemical Materials and Chemical Products                   | 7810047                      | 434565                      | 38                                   | 13700                                      | 23533                               | 2388587  | 800491  |
| 医药制造业               | Medical and Pharmaceutical Products                            | 421697                       | 390                         |                                      | 329  |                                     | 574157   | 65732   |
| 化学纤维制造业             | Chemical Fiber   | 511523                       | 50786                       |                                      | 2149                                       | 7109                                | 893082   | 84296   |
| 橡胶制品业               | Rubber Products  | 309670                       | 948                         |                                      | 1545                                       |                                     | 158524   | 29983   |
| 塑料制品业               | Plastic Products   | 50905                        | 290                         | 15                                   | 458  |                                     | 4000   | 34235   |
| 非金属矿物制品业            | Nonmetal Mineral Products                                      | 8991656                      | 67888                       | 171                                  | 33507                                      | 272711                              | 487157   | 549848  |
| 黑色金属冶炼及压延加工业        | Smelting and Pressing of Ferrous Metals                        | 1019454                      | 3212898                     |                                      | 15925                                      | 46412                               | 7570   | 356065  |
| 有色金属冶炼及压延加工业        | Smelting and Pressing of Nonferrous Metals                     | 2575480                      | 123326                      |                                      | 8941                                       | 109449                              | 14123165   | 510575  |
| 金属制品业               | Metal Products   | 98874                        | 38997                       |                                      | 3043                                       | 194                                 |  | 20319   |
| 普通机械制造业             | Ordinary Machinery   | 129563                       | 113247                      | 6                                    | 3774                                       | 17713                               | 623891   | 75304   |
| 专用设备制造业             | Special Purpose Equipment                                      | 255745                       | 67163                       | 4                                    | 6570                                       | 10905                               | 1379752  | 76842   |
| 交通运输设备制造业           | Transport Equipment  | 142543                       | 29115                       |                                      | 7757                                       | 988                                 | 431542   | 42008   |
| 电气机械及器材制造业          | Electric Equipment and Machinery                               | 155436                       | 4330                        | 5                                    | 988  | 3653                                | 351629   | 34271   |
| 电子及通信设备制造业          | Electronic and Telecommunications Equipment                    | 67757                        | 11                          |                                      | 934  |                                     | 2854   | 26448   |
| 仪器仪表及文化、办公机械制造业     | Instruments, Meters, Cultural and Office Machinery             | 9536                         | 4088                        |                                      | 270  |                                     |  | 3856  |
| 其他制造业               | Other Manufacturing  | 65724                        | 1200                        |                                      | 1915                                       | 55                                  | 61500  | 14762   |
| 电力、蒸气、热水的生产 and 供应业 | Production and Supply of Electric Power, Steam and Hot Water   | 36803692                     | 4721                        | 4294                                 | 46161                                      | 9095                                | 2520992  | 849359  |
| 煤气生产和供应业            | Production and Supply of Gas                                   | 14333                        | 3284                        |                                      | 84   |                                     |  | 836   |
| 自来水生产和供应业           | Production and Supply of Tap Water                             | 10699                        |                             | 2                                    | 222  |                                     | 2322   | 46737   |

## 11-34 部分大中型工业企业主要指标 (2000年)

## Main Indicators of A Part of Large and Medium-Size Industrial Enterprises(2000)

单位: 万元

(10 000yuan)

| 企业名称<br>Name     | 平均职工<br>人数(人)<br>Annual<br>Average<br>of workers | 工业总产<br>值(现价)<br>Gross<br>Industrial<br>Output<br>Value | 所有者<br>权益<br>Creditors'<br>equity | 资 产<br>合 计<br>Total<br>Assets | 固定资<br>产净<br>值平均<br>余额<br>Annual Av-<br>erage Bal-<br>ance of Net<br>Value of<br>Fixed Assets | 流动资<br>产<br>平均<br>余额<br>Annual<br>Average<br>Balance of<br>circulating<br>Funds | 销 售<br>收 入<br>Sales<br>revenue | 利 税<br>总 额<br>Total<br>Pre-tax<br>Profits |
|------------------|--|---|-----------------------------------|-------------------------------|---|---|--------------------------------|---|
| 郑州煤炭工业(集团)有限责任公司 | 38538  | 101100  | 174065                            | 426322                        | 226673  | 117456  | 84916                          | 3839                                      |
| 郑州海嘉食品有限公司       | 381  | 23866   | 4741                              | 11903                         | 5748  | 5759  | 23531                          | 1870                                      |
| 郑州郑荣食品有限公司       | 1275   | 12719   | 567                               | 28093                         | 9051  | 13348   | 9847                           | -784                                      |
| 郑州亚卫实业总公司        | 669  | 6097  | 5012                              | 10666                         | 6050  | 3345  | 6047                           | 221                                       |
| 郑州卷烟厂            | 2443   | 109790  | 57943                             | 165941                        | 58800   | 86335   | 110995                         | 51956                                     |
| 河南嵩岳集团郑州四棉有限公司   | 6820   | 45045   | 11140                             | 61433                         | 22184   | 18359   | 43469                          | 3196                                      |
| 郑州化纤纺织厂          | 392  | 3443  | 1272                              | 2342                          | 1237  | 761   | 3404                           | 355                                       |
| 河南嵩岳集团郑州一棉有限公司   | 5235   | 34630   | 12590                             | 52075                         | 18582   | 15005   | 33453                          | 2673                                      |
| 河南嵩岳集团郑州三棉有限公司   | 6613   | 40869   | 16773                             | 62860                         | 21650   | 18785   | 40066                          | 3733                                      |
| 河南嵩岳集团郑州豫丰纺织有限公司 | 1677   | 11512   | 14911                             | 18546                         | 7574  | 4120  | 11508                          | 1555                                      |
| 河南第二新华印刷厂        | 883  | 4766  | 7817                              | 14461                         | 9564  | 3548  | 5025                           | 1027                                      |
| 河南第一新华印刷厂        | 1048   | 7246  | 10022                             | 18518                         | 12898   | 3135  | 6958                           | 1173                                      |
| 郑州化工厂            | 875  | 9009  | 1628                              | 21693                         | 8523  | 11417   | 9429                           | 513                                       |
| 郑州水晶股份有限公司       | 1272   | 9866  | 3299                              | 22765                         | 7668  | 13893   | 10225                          | 930                                       |
| 郑州市油漆厂           | 851  | 6953  | 4507                              | 10379                         | 3328  | 6870  | 6482                           | 682                                       |
| 郑州油脂化学集团有限责任公司   | 1653   | 7337  | 29244                             | 71174                         | 26995   | 12594   | 8411                           | 311                                       |
| 郑州银河股份有限公司       | 898  | 8174  | 841                               | 20635                         | 15020   | 2316  | 8003                           | -489                                      |
| 郑州中原轮胎橡胶股份有限公司   | 1040   | 3313  | 7640                              | 21979                         | 3637  | 10685   | 2924                           | -83                                       |
| 河南塑胶股份有限公司       | 446  | 12572   | 5328                              | 10606                         | 3995  | 5515  | 12275                          | 166                                       |
| 郑州建材实业总公司        | 2454   | 6520  | 4607                              | 18420                         | 6710  | 8159  | 5943                           | 105                                       |
| 白鸽集团有限责任公司       | 5957   | 46327   | 95044                             | 192435                        | 35616   | 88509   | 43918                          | 2027                                      |
| 中国长城铝业公司         | 20306  | 346120  | 222008                            | 485111                        | 190295  | 200398  | 330352                         | 80169                                     |
| 郑州市中原铝厂          | 1417   | 22164   | 3598                              | 20956                         | 7597  | 8098  | 20838                          | 626                                       |
| 郑州锅炉厂            | 1048   | 4175  | 3495                              | 14116                         | 1878  | 12002   | 3320                           | 329                                       |
| 郑州金牛(集团)股份有限公司   | 3696   | 24792   | 28451                             | 75469                         | 24272   | 45992   | 22820                          | 1466                                      |
| 郑州电力机械厂          | 608  | 1903  | 7799                              | 8132                          | 4283  | 5725  | 1575                           | -638                                      |
| 郑州轴承厂            | 882  | 2468  | 471                               | 7656                          | 948   | 4971  | 2414                           | 109                                       |
| 郑州煤矿机械厂          | 3447   | 9813  | -3299                             | 29811                         | 9380  | 19068   | 12469                          | -745                                      |
| 河南纺织机械厂          | 1292   | 9669  | 1567                              | 16973                         | 4800  | 9810  | 9056                           | 519                                       |
| 郑州粮机股份有限公司       | 770  | 1132  | -468                              | 5800                          | 2305  | 3451  | 1145                           | -791                                      |
| 国营郑州纺织机械厂        | 3636   | 17444   | 10303                             | 59493                         | 24693   | 22207   | 16585                          | 1770                                      |
| 郑州拖拉机厂           | 1491   | 2499  | 4083                              | 17363                         | 3787  | 9897  | 2522                           | -69                                       |
| 郑州市拖车厂           | 850  | 7750  | 7908                              | 11252                         | 1836  | 5012  | 7759                           | 504                                       |
| 水利部郑州水工机械厂       | 1666   | 9267  | 9349                              | 26736                         | 9014  | 14805   | 9908                           | 901                                       |
| 郑州郑工机械集团有限责任公司   | 2677   | 20997   | 28850                             | 60248                         | 14206   | 22775   | 17749                          | 1186                                      |
| 郑州轻型汽车制造厂        | 1036   | 2241  | 9998                              | 42677                         | 14947   | 5027  | 2933                           | -2517                                     |
| 郑州宇通客车股份有限公司     | 1901   | 123922  | 93276                             | 144351                        | 44056   | 61594   | 121657                         | 16592                                     |
| 郑州新卫飞机设备公司       | 6032   | 10106   | 3719                              | 38749                         | 11919   | 16523   | 10379                          | 363                                       |
| 郑州电气装备总厂         | 1162   | 5957  | 3957                              | 22724                         | 6755  | 14643   | 6336                           | 521                                       |
| 郑州电缆(集团)股份有限公司   | 4669   | 26471   | 50719                             | 132460                        | 52513   | 58747   | 28339                          | -5901                                     |
| 郑州电磁线厂           | 481  | 2237  | 3574                              | 8643                          | 2729  | 6206  | 2279                           | 14  |
| 郑州欧丽电子(集团)股份有限公司 | 1030   | 4925  | 6150                              | 32709                         | 4171  | 18475   | 5339                           | 537                                       |
| 郑州市热力总公司         | 1033   | 8943  | 45345                             | 69491                         | 34370   | 27895   | 9554                           | 874                                       |
| 郑州市燃气有限公司        | 1547   | 11415   | 27399                             | 68742                         | 16633   | 44678   | 11530                          | 1742                                      |

11-34 续表1 continued

单位: 万元

(10 000yuan)

| 企业名称<br>Name    | 平均职工<br>人数(人)<br>Annual<br>Average<br>of workers | 工业总产<br>值(现价)<br>Gross<br>Industrial<br>Output<br>Value | 所有者<br>权益<br>Creditors'<br>equity | 资 产<br>合 计<br>Total<br>Assets | 固定资 产 净<br>值平均余额<br>Annual Av-<br>erage Bal-<br>ance of Net<br>Value of<br>Fixed Assets | 流动资 产<br>平均余额<br>Annual<br>Balance of<br>circulating<br>Funds | 销 售<br>收 入<br>Sales<br>revenue | 利 税<br>总 额<br>Total<br>Pre-tax<br>Profits |
|-----------------|--|---|-----------------------------------|-------------------------------|---|---|--------------------------------|---|
| 郑州市自来水总公司       | 3543   | 21599   | 42719                             | 62984                         | 43045   | 15812   | 21707                          | 4156                                      |
| 郑州龙飞实业股份有限公司    | 1057   | 4753  | -532                              | 10309                         | 7258  | 885   | 4442                           | -569                                      |
| 郑州食品机械制造总公司     | 2100   | 30167   | 23278                             | 32174                         | 13604   | 13000   | 29272                          | 3041                                      |
| 河南金星啤酒集团有限公司    | 1844   | 41490   | 13387                             | 36625                         | 17753   | 15673   | 33602                          | 7569                                      |
| 郑州铝城实业开发总公司     | 2758   | 20790   | 3995                              | 17798                         | 4003  | 11543   | 17676                          | 1030                                      |
| 郑州市蝶阀厂          | 320  | 5542  | 1709                              | 4717                          | 2051  | 2268  | 2813                           | 335                                       |
| 中牟化肥厂           | 1226   | 8141  | -578                              | 9468                          | 4583  | 4549  | 8779                           | 288                                       |
| 郑州市大峪沟矿务局       | 4316   | 12461   | 15329                             | 28795                         | 15127   | 14332   | 8564                           | 997                                       |
| 河南新中矿业集团股份有限公司  | 1626   | 3380  | 5358                              | 12874                         | 6385  | 4330  | 3215                           | -61                                       |
| 河南开普集团有限公司      | 5823   | 29064   | 10447                             | 72127                         | 34082   | 27094   | 28150                          | 770                                       |
| 河南中州企业集团        | 1953   | 15723   | 8579                              | 25444                         | 12740   | 9919  | 15570                          | 972                                       |
| 河南豫联能源集团有限责任公司  | 824  | 9867  | 28707                             | 57833                         | 18160   | 7190  | 9341                           | 3558                                      |
| 巩义市电业局          | 755  | 34790   | 30998                             | 51394                         | 34338   | 14860   | 34752                          | 3795                                      |
| 郑州市蛟龙泵业有限公司     | 150  | 1610  | 95                                | 1200                          | 635   | 378   | 924                            | 2   |
| 地方国营河南省荥阳煤矿机械厂  | 270  | 3814  | 521                               | 3960                          | 1247  | 2756  | 2763                           | 243                                       |
| 荥阳市电业局          | 398  | 16930   | 11028                             | 14289                         | 6711  | 6006  | 16930                          | 1758                                      |
| 郑州金山企业集团公司      | 1480   | 4658  | 3068                              | 7426                          | 3260  | 3405  | 5383                           | 905                                       |
| 郑州密丰纸业有限责任公司    | 520  | 5478  | 107                               | 9252                          | 2036  | 2328  | 4410                           | 574                                       |
| 新密市化肥工业总公司      | 1184   | 3929  | 1444                              | 16185                         | 9820  | 3057  | 2711                           | -81                                       |
| 河南省七里岗水泥厂       | 920  | 9709  | 872                               | 46842                         | 33449   | 9028  | 9836                           | 1003                                      |
| 郑州磊鑫企业集团公司      | 400  | 1606  | 260                               | 4560                          | 2296  | 1802  | 1780                           | 309                                       |
| 国营新密耐火材料厂       | 647  | 5524  | 3221                              | 11647                         | 2296  | 7357  | 6733                           | 1119                                      |
| 郑州新星实业集团股份有限公司  | 285  | 1526  | 863                               | 7230                          | 1374  | 5435  | 1624                           | 174                                       |
| 郑州市中州轴承厂        | 534  | 1009  | -528                              | 3840                          | 1793  | 2594  | 1011                           | -561                                      |
| 新密市昌源集团电力有限公司   | 567  | 6201  | 4886                              | 17996                         | 7705  | 5160  | 6071                           | 1474                                      |
| 新密市电业局          | 1157   | 23991   | 12320                             | 23402                         | 9553  | 9517  | 24131                          | 1526                                      |
| 河南省新郑卷烟厂        | 2651   | 110335  | 70676                             | 235155                        | 99967   | 123213  | 115008                         | 54476                                     |
| 河南省新郑市化学工业总公司   | 1204   | 11272   | 1505                              | 15135                         | 13318   | 828   | 9826                           | 88  |
| 河南省庆安化工(集团)有限公司 | 365  | 18200   | 6198                              | 17201                         | 7862  | 3634  | 15758                          | 1377                                      |
| 郑州豫新制药股份有限公司    | 1013   | 8026  | 1273                              | 7319                          | 855   | 4339  | 7755                           | 166                                       |
| 郑州市新郑制药股份有限公司   | 1071   | 10685   | 2775                              | 6384                          | 1630  | 3872  | 10123                          | 614                                       |
| 新郑市水泥股份有限公司     | 675  | 3828  | 1970                              | 8042                          | 4278  | 2970  | 3524                           | 401                                       |
| 新郑市大泽炭素制品有限公司   | 383  | 4942  | 724                               | 8234                          | 4796  | 2072  | 4318                           | 751                                       |
| 新郑市热电厂          | 1003   | 14457   | 7044                              | 28445                         | 19547   | 7373  | 11443                          | 3615                                      |
| 郑州新登企业集团有限公司    | 1983   | 5886  | 13831                             | 19410                         | 8682  | 5072  | 7454                           | 1357                                      |
| 登封市电厂集团公司       | 2479   | 79825   | 81340                             | 211213                        | 112847  | 72903   | 73847                          | 12206                                     |
| 登封市电业公司         | 685  | 18163   | 12499                             | 21057                         | 8452  | 7010  | 18159                          | 1181                                      |
| 开封正大有限公司        | 723  | 60211   | 9601                              | 24204                         | 12395   | 17296   | 55813                          | 830                                       |
| 开封亚太啤酒有限公司      | 1006   | 6882  | 2733                              | 14282                         | 6747  | 2321  | 3999                           | 318                                       |
| 开封卷烟厂           | 1243   | 6689  | -32908                            | 28501                         | 13977   | 13931   | 3337                           | -2529                                     |
| 开封纱厂            | 2108   | 11429   | 2411                              | 12855                         | 3073  | 7869  | 6710                           | 423                                       |
| 河南第一毛纺织服装(集团)公司 | 1659   | 4625  | 1788                              | 16828                         | 6461  | 10548   | 1527                           | -219                                      |
| 河南洋洋毛纺集团有限公司    | 998  | 10163   | 3924                              | 9378                          | 5166  | 5503  | 9400                           | 85  |
| 开封市三兴印务有限公司     | 400  | 1980  | 493                               | 3328                          | 768   | 1849  | 1544                           | 118                                       |
| 开封东大化工集团有限公司    | 1777   | 13948   | 5208                              | 34068                         | 13545   | 11102   | 11590                          | 625                                       |

11-34 续表2 continued

单位: 万元

(10 000yuan)

| 企业名称<br>Name     | 平均职工<br>人数(人)<br>Annual<br>Average<br>of workers | 工业总产<br>值(现价)<br>Gross<br>Industrial<br>Output<br>Value | 所有者<br>权益<br>Creditors'<br>equity | 资产<br>合计<br>Total<br>Assets | 固定资产净<br>值平均余额<br>Annual Av-<br>erage Bal-<br>ance of Net<br>Value of<br>Fixed Assets | 流动资产<br>平均余额<br>Annual<br>Balance of<br>circulating<br>Funds | 销售<br>收入<br>Sales<br>revenue | 利 税<br>总 额<br>Total<br>Pre-tax<br>Profits |
|------------------|--|---|-----------------------------------|-----------------------------|---|--|------------------------------|---|
| 开封黄河化肥化工集团       | 7087   | 54468   | 34527                             | 110049                      | 29216   | 46857  | 48451                        | 2655                                      |
| 开封化工三厂           | 662  | 6234  | 2302                              | 26569                       | 9373  | 14772  | 6403                         | 669                                       |
| 开封矛盾集团股份有限公司     | 1260   | 22992   | 7262                              | 21126                       | 8484  | 8937   | 21988                        | 1353                                      |
| 河南省开封制药厂         | 2809   | 17503   | 7532                              | 28419                       | 13091   | 10880  | 11669                        | 104                                       |
| 中国人民解放军第九七三五工厂   | 460  | 3233  | 1414                              | 2620                        | 1860  | 658  | 1617                         | 82  |
| 河南天地药业股份有限公司     | 532  | 2207  | 1420                              | 4438                        | 1070  | 2039   | 994                          | 293                                       |
| 开封铁塔橡胶集团有限公司     | 1399   | 6607  | 1442                              | 12262                       | 4918  | 6566   | 5427                         | 403                                       |
| 开封第二玻璃厂          | 970  | 2233  | -3717                             | 9060                        | 2350  | 6950   | 2240                         | -533                                      |
| 河南开封松鹤网业股份公司     | 659  | 2300  | 1402                              | 8575                        | 3644  | 4056   | 2235                         | 389                                       |
| 河南开封市得胜锅炉股份有限公司  | 1021   | 2365  | 2940                              | 7650                        | 4774  | 2622   | 1638                         | 197                                       |
| 开封柴油机厂           | 1445   | 10571   | 2733                              | 19833                       | 3025  | 11584  | 9695                         | -25                                       |
| 开封空分集团有限公司       | 3555   | 12556   | 18346                             | 51374                       | 9363  | 29701  | 16012                        | 1068                                      |
| 开封轴承厂            | 911  | 2780  | 1125                              | 5914                        | 1485  | 3150   | 2395                         | 235                                       |
| 开封高压伐门厂          | 1653   | 4340  | -5336                             | 16624                       | 3636  | 7574   | 3343                         | -506                                      |
| 开封市缝纫机总厂         | 1161   | 3716  | -570                              | 13749                       | 3008  | 10766  | 3190                         | -2  |
| 开封机械厂            | 2172   | 30692   | 9264                              | 23510                       | 6264  | 14521  | 28345                        | -222                                      |
| 首钢开封联合收割机厂       | 500  | 946   | -7163                             | 9154                        | 5283  | 4200   | 1183                         | -826                                      |
| 开封汽车配件厂          | 563  | 2552  | -1014                             | 3808                        | 1240  | 2452   | 2069                         | 122                                       |
| 开开电器股份有限公司       | 622  | 2463  | 1232                              | 5408                        | 763   | 4079   | 2571                         | -56                                       |
| 开封电缆股份有限公司       | 761  | 3563  | -1175                             | 4829                        | 1658  | 3277   | 2624                         | -360                                      |
| 开封仪表厂            | 1472   | 3720  | 1492                              | 8299                        | 2287  | 5761   | 2778                         | 255                                       |
| 开封市供水总公司         | 1232   | 4861  | 12051                             | 19070                       | 16596   | 2837   | 4714                         | -402                                      |
| 杞县莲花周杞味精有限公司     | 819  | 14029   | -2601                             | 12940                       | 4824  | 7398   | 6303                         | -165                                      |
| 杞县二化             | 1096   | 7110  | 2042                              | 11290                       | 5481  | 5496   | 4370                         | 40  |
| 开封第二粮机厂          | 1200   | 13814   | 4732                              | 7076                        | 2158  | 4209   | 13162                        | 845                                       |
| 开封通达纺织总厂         | 1200   | 7949  | 1304                              | 7193                        | 4083  | 2358   | 5739                         | 333                                       |
| 开封市尉氏县化工总厂       | 974  | 4884  | 4220                              | 45399                       | 18788   | 5844   | 4666                         | 0   |
| 河南省地方国营尉氏县橡胶厂    | 2418   | 11321   | 2626                              | 13782                       | 2485  | 10694  | 8603                         | 434                                       |
| 开封县上禾集团          | 416  | 21207   | -4438                             | 15174                       | 3332  | 11871  | 13725                        | 73  |
| 开封拨叉厂            | 987  | 24865   | -613                              | 9036                        | 3990  | 4332   | 21649                        | 277                                       |
| 洛阳市龙门煤矿          | 1830   | 2113  | 3271                              | 5927                        | 3741  | 1341   | 2111                         | 67  |
| 洛阳面粉厂            | 499  | 5550  | 632                               | 9766                        | 3638  | 6358   | 6815                         | -330                                      |
| 洛阳春都集团有限责任公司     | 3140   | 41548   | 68581                             | 111243                      | 39627   | 64508  | 31499                        | 122                                       |
| 洛阳亚洲啤酒有限公司       | 566  | 5704  | 6401                              | 7372                        | 4515  | 2904   | 5606                         | 1307                                      |
| 洛阳卷烟厂            | 906  | 29833   | 16870                             | 30116                       | 19754   | 7823   | 29579                        | 11365                                     |
| 洛阳白马企业集团公司       | 7934   | 57070   | 20236                             | 72382                       | 31038   | 32479  | 60325                        | 3818                                      |
| 洛阳万千包装股份有限公司     | 982  | 1790  | 295                               | 4928                        | 1191  | 3105   | 1838                         | -32                                       |
| 洛阳市印刷厂           | 860  | 2761  | -1771                             | 8549                        | 5460  | 2933   | 2900                         | -164                                      |
| 中国石化洛阳石油化工总厂     | 4744   | 1113983   | 292389                            | 1243202                     | 332213  | 360419   | 973987                       | 41932                                     |
| 洛阳明花洗涤剂股份有限公司    | 887  | 17886   | 6607                              | 18103                       | 7570  | 8908   | 17555                        | 997                                       |
| 洛阳海虹轮胎有限公司       | 1552   | 15338   | 6641                              | 20421                       | 5795  | 10885  | 13142                        | 356                                       |
| 洛阳市龙门水泥厂         | 888  | 2535  | 1739                              | 3924                        | 2747  | 1292   | 2554                         | 207                                       |
| 中国洛阳浮法玻璃集团有限责任公司 | 10042  | 74805   | 163963                            | 339424                      | 91747   | 192652   | 71754                        | 8827                                      |
| 河南省建华玻璃厂         | 982  | 25427   | 15287                             | 48488                       | 27547   | 14120  | 23905                        | 3566                                      |
| 洛阳耐火材料集团有限责任公司   | 4751   | 25242   | 15177                             | 72326                       | 22855   | 43057  | 24936                        | -3036                                     |

11-34 续表3 continued

单位: 万元

(10 000yuan)

| 企业名称<br>Name           | 平均职工<br>人数(人)<br>Annual<br>Average<br>of workers | 工业总产<br>值(现价)<br>Gross<br>Industrial<br>Output<br>Value | 所有者<br>权益<br>Creditors'<br>equity | 资产<br>合计<br>Total<br>Assets | 固定资产净<br>值平均余额<br>Annual Av-<br>erage Bal-<br>ance of Net<br>Value of<br>Fixed Assets | 流动资产<br>平均余额<br>Annual<br>Average<br>Balance of<br>circulating<br>Funds | 销售<br>收入<br>Sales<br>revenue | 利 税<br>总 额<br>Total<br>Pre-tax<br>Profits |
|------------------------|--|---|-----------------------------------|-----------------------------|---|---|------------------------------|---|
| 洛阳钢铁集团有限责任公司           | 2083   | 12634   | 11548                             | 67559                       | 32869   | 27652   | 10619                        | -2181                                     |
| 洛阳铜加工集团有限责任公司          | 9201   | 112181  | 59534                             | 263469                      | 44523   | 104797  | 116861                       | 2085                                      |
| 洛阳单晶硅有限责任公司            | 1102   | 4582  | 3709                              | 17541                       | 8661  | 8467  | 4742                         | 627                                       |
| 洛阳机床厂                  | 565  | 1127  | 560                               | 2574                        | 1462  | 1036  | 925                          | 117                                       |
| 洛阳轴承(集团)公司             | 27402  | 126927  | 100359                            | 322645                      | 76964   | 227194  | 130771                       | 6693                                      |
| 河南省钢球厂                 | 512  | 10436   | 6882                              | 16845                       | 4461  | 11750   | 10449                        | 1806                                      |
| 河南省洛阳金冕实业总公司           | 637  | 6078  | 6277                              | 21389                       | 6671  | 12791   | 6892                         | 550                                       |
| 中信重型机械公司               | 11909  | 47345   | 23485                             | 189771                      | 65117   | 86568   | 63248                        | -2328                                     |
| 洛阳风动工具厂                | 942  | 3032  | 742                               | 5117                        | 3263  | 2848  | 2713                         | 252                                       |
| 洛阳建材机械厂                | 464  | 3719  | 4677                              | 9396                        | 1663  | 7754  | 3586                         | 390                                       |
| 中国一拖集团有限公司             | 38688  | 238970  | 348717                            | 732816                      | 206638  | 365365  | 238674                       | -12314                                    |
| 中国第一拖拉机工程机械公司配件厂       | 1175   | 2762  | 2950                              | 4027                        | 904   | 1970  | 3375                         | -52                                       |
| 三九企业集团洛阳凌空汽车制造厂(5408厂) | 567  | 3073  | 3724                              | 10580                       | 4271  | 1586  | 2376                         | 228                                       |
| 洛阳北方企业集团有限公司(5111厂)    | 2280   | 16943   | 39920                             | 58642                       | 18551   | 20914   | 16291                        | 1199                                      |
| 洛阳北方易初摩托车有限公司          | 3191   | 91611   | 38846                             | 78875                       | 32570   | 42697   | 81683                        | 8696                                      |
| 河南柴油机集团有限责任公司(407厂)    | 4550   | 11798   | -7634                             | 35375                       | 19099   | 18819   | 12139                        | -387                                      |
| 洛阳航空电器厂(158厂)          | 1090   | 8353  | 7317                              | 16279                       | 9050  | 6256  | 7992                         | 1169                                      |
| 洛阳南峰航空精密机电有限公司(202厂)   | 2870   | 21810   | 6208                              | 34889                       | 9437  | 12255   | 20076                        | 2432                                      |
| 铁道部洛阳机车工厂              | 5514   | 24508   | 24178                             | 45179                       | 29295   | 16560   | 24145                        | 1112                                      |
| 邮电部洛阳电话设备厂(537厂)       | 2431   | 21586   | 30256                             | 93891                       | 11118   | 71752   | 13997                        | 934                                       |
| 洛阳市自来水公司               | 1354   | 14893   | 51623                             | 65906                       | 44030   | 17534   | 15004                        | 2731                                      |
| 河南省孟津县化肥厂              | 1110   | 5403  | 3122                              | 8586                        | 4511  | 3799  | 5493                         | 227                                       |
| 河南省孟津县磷肥厂              | 887  | 2329  | 2338                              | 5815                        | 2724  | 2698  | 1919                         | 5   |
| 洛阳市冠华精锻齿轮总厂            | 525  | 2589  | 869                               | 7924                        | 4007  | 3915  | 1647                         | 177                                       |
| 洛阳市铁门水泥有限公司            | 969  | 3807  | 9389                              | 10764                       | 8419  | 2518  | 3502                         | 375                                       |
| 洛阳水泥厂                  | 4056   | 13226   | 14476                             | 54262                       | 18651   | 16464   | 12613                        | -899                                      |
| 洛阳市卫生陶瓷厂               | 692  | 1546  | 1892                              | 7088                        | 1558  | 2528  | 987                          | 158                                       |
| 新安县电力集团有限公司            | 2310   | 110749  | 65498                             | 132294                      | 71995   | 45360   | 96632                        | 25047                                     |
| 洛阳君山制药有限公司             | 941  | 7097  | 3303                              | 17260                       | 8850  | 4625  | 6325                         | 697                                       |
| 洛阳铝都矿冶有限公司             | 560  | 1816  | 3736                              | 12044                       | 10040   | 1554  | 1193                         | 154                                       |
| 洛阳栾川铝业公司               | 4752   | 17245   | 25346                             | 86813                       | 40701   | 21809   | 16328                        | -946                                      |
| 栾川县电业局                 | 352  | 10177   | 4514                              | 6680                        | 4285  | 2865  | 10177                        | 885                                       |
| 河南省金源黄金矿业有限责任公司        | 946  | 4558  | 311                               | 8559                        | 2978  | 2683  | 3796                         | 716                                       |
| 河南省汝阳县杜康集团总公司          | 1566   | 12329   | 5640                              | 56429                       | 16859   | 30001   | 6203                         | 1672                                      |
| 汝阳县化肥厂                 | 1215   | 7346  | 3256                              | 9892                        | 5296  | 3195  | 6523                         | 329                                       |
| 洛阳明天水泥有限公司             | 1200   | 2721  | -2406                             | 7787                        | 6363  | 2091  | 2515                         | -74                                       |
| 河南省前进化工有限责任公司          | 2196   | 7500  | 6190                              | 15141                       | 2900  | 10204   | 7612                         | 935                                       |
| 洛阳市锦屏塑化集团有限公司          | 476  | 1341  | 1131                              | 5051                        | 1434  | 2894  | 1485                         | 40  |
| 洛阳豫翔陶瓷集团有限公司           | 3401   | 6423  | 4345                              | 11394                       | 5808  | 2447  | 5839                         | 497                                       |
| 河南省洛宁县上官金矿             | 958  | 4007  | 767                               | 15931                       | 9230  | 5306  | 4303                         | 69  |
| 三九企业集团伊川杜康酒厂           | 777  | 2213  | -4080                             | 17519                       | 6442  | 9581  | 1070                         | -458                                      |
| 伊川县氮肥厂                 | 684  | 1850  | 512                               | 5824                        | 2993  | 3302  | 1984                         | -25                                       |
| 河南省中州制药厂               | 1273   | 1647  | 631                               | 7629                        | 4035  | 3585  | 1847                         | -672                                      |
| 河南省伊川县水泥厂              | 690  | 1809  | 220                               | 2006                        | 679   | 1211  | 1523                         | 16  |
| 伊川县轴承厂                 | 563  | 1010  | 700                               | 3151                        | 560   | 2605  | 975                          | 103                                       |

11-34 续表4 continued

单位: 万元

(10 000yuan)

| 企业名称<br>Name        | 平均职工<br>人数(人)<br>Annual<br>Average<br>of workers | 工业总产<br>值(现价)<br>Gross<br>Industrial<br>Output<br>Value | 所有者<br>权益<br>Creditors'<br>equity | 资产<br>合计<br>Total<br>Assets | 固定资产净<br>值平均余额<br>Annual Av-<br>erage Bal-<br>ance of Net<br>Value of<br>Fixed Assets | 流动资产<br>平均余额<br>Annual<br>Average<br>Balance of<br>circulating<br>Funds | 销售<br>收入<br>Sales<br>revenue | 利 税<br>总 额<br>Total<br>Pre-tax<br>Profits |
|---------------------|--|---|-----------------------------------|-----------------------------|---|---|------------------------------|---|
| 河南省商都集团有限责任公司       | 1295   | 10923   | 6177                              | 24498                       | 13473   | 8767  | 10589                        | -180                                      |
| 河南省香山水泥集团公司         | 840  | 7200  | 7354                              | 14154                       | 4512  | 3544  | 6816                         | 1476                                      |
| 河南省偃师市诸葛水泥二厂        | 741  | 5447  | 2932                              | 5797                        | 2840  | 2682  | 4372                         | 1062                                      |
| 河南省洛阳市水泵厂           | 406  | 2559  | 1035                              | 4712                        | 1196  | 3026  | 1005                         | 34  |
| 邮电部偃师摩托车厂(S38厂)     | 853  | 6501  | 342                               | 5568                        | 2728  | 2176  | 5705                         | 57  |
| 偃师市电业局              | 743  | 15029   | 8606                              | 12997                       | 6476  | 3624  | 15050                        | 1268                                      |
| 平顶山煤业(集团)有限责任公司     | 86880  | 313896  | 306406                            | 740153                      | 397814  | 26507   | 283005                       | 28481                                     |
| 平顶山梁洼矿务局            | 6536   | 1333  | 3085                              | 25758                       | 8469  | 9190  | 985                          | -4180                                     |
| 平顶山第一面粉厂            | 656  | 4499  | 2368                              | 7321                        | 2609  | 3788  | 3978                         | 3   |
| 平顶山天使集团股份有限公司       | 3903   | 20332   | 11354                             | 30388                       | 10738   | 10921   | 17597                        | 1502                                      |
| 平顶山炼焦化学工业(集团)有限公司   | 3599   | 30792   | 3079                              | 68584                       | 28307   | 40014   | 34195                        | 2737                                      |
| 平顶山煤业(集团)五矿焦化厂      | 231  | 1601  | 1854                              | 4076                        | 1183  | 2296  | 1422                         | -186                                      |
| 河南省平顶山化肥厂           | 3176   | 27061   | 18002                             | 38029                       | 13866   | 21801   | 17178                        | 647                                       |
| 平顶山市华利制药厂           | 1004   | 7331  | 564                               | 12222                       | 3051  | 8003  | 5984                         | -387                                      |
| 中国神马集团有限责任公司        | 14958  | 261077  | 233415                            | 722089                      | 344581  | 303321  | 188400                       | 17560                                     |
| 河南省平顶山水泥厂           | 2301   | 15288   | 32454                             | 59312                       | 5564  | 7086  | 11668                        | 1639                                      |
| 铁道部平顶山混凝土轨枕工厂       | 815  | 7939  | 8264                              | 10459                       | 6100  | 3889  | 7661                         | 1107                                      |
| 河南省平顶山新型耐材股份有限公司    | 785  | 2634  | 3003                              | 6586                        | 2788  | 3754  | 2659                         | 286                                       |
| 洛阳轴承集团平顶山兴州机械厂      | 857  | 2312  | 1366                              | 6976                        | 2478  | 4413  | 2421                         | -119                                      |
| 河南省平顶山煤矿机械厂         | 1163   | 4028  | 594                               | 10404                       | 1816  | 8209  | 1661                         | -431                                      |
| 中国建材工业建设总公司平顶山电收尘器厂 | 789  | 6500  | 2414                              | 16842                       | 1217  | 12375   | 6617                         | 644                                       |
| 平顶山天鹰集团有限责任公司       | 5009   | 81479   | 31486                             | 124453                      | 26026   | 79157   | 65729                        | 5865                                      |
| 平顶山鸿翔热电有限责任公司       | 1455   | 26674   | 44681                             | 54563                       | 36967   | 14028   | 25855                        | 5211                                      |
| 平顶山姚孟发电有限责任公司       | 3014   | 119383  | 284727                            | 300948                      | 264581  | 45950   | 114383                       | 42002                                     |
| 平顶山市煤气公司            | 843  | 6273  | 12122                             | 16123                       | 6828  | 6054  | 7066                         | 246                                       |
| 平顶山市自来水公司           | 1524   | 5282  | 9303                              | 12017                       | 9184  | 2104  | 5260                         | 413                                       |
| 河南省升达煤电股份有限公司       | 671  | 19500   | 4416                              | 20831                       | 4758  | 12707   | 12487                        | 1343                                      |
| 河南省平顶山市香山煤矿         | 1800   | 1280  | 11                                | 3734                        | 2972  | 762   | 1200                         | 353                                       |
| 河南省宝丰酒业集团有限责任公司     | 1771   | 27027   | 4631                              | 28013                       | 2062  | 21485   | 17099                        | 3517                                      |
| 平顶山市天广集团总公司         | 981  | 11500   | 3047                              | 8686                        | 5875  | 2050  | 6206                         | 887                                       |
| 舞阳钢铁有限责任公司          | 10647  | 159983  | 265232                            | 334582                      | 138185  | 140201  | 183518                       | 8148                                      |
| 河南省朝川矿务局            | 3634   | 4932  | -2502                             | 16578                       | 9944  | 6718  | 4317                         | -989                                      |
| 河南省平顶山市梨园矿务局        | 3966   | 2465  | -3955                             | 20145                       | 9389  | 10218   | 1816                         | -1354                                     |
| 河南汝州卷烟厂             | 913  | 13699   | 3145                              | 33247                       | 10983   | 17969   | 13322                        | 3633                                      |
| 河南云河彩印包装有限公司分公司     | 266  | 1808  | 2331                              | 4619                        | 1487  | 2772  | 1776                         | 168                                       |
| 河南省汝州煤焦化集团有限公司      | 1019   | 3381  | -1777                             | 52537                       | 3508  | 30557   | 1353                         | -1037                                     |
| 汝州市化肥厂              | 1049   | 2663  | 535                               | 5916                        | 3343  | 2388  | 3197                         | -406                                      |
| 汝州市磊裕水泥股份有限公司       | 1524   | 9409  | 3864                              | 9594                        | 9903  | 3242  | 8829                         | 473                                       |
| 河南省安阳矿务局            | 6154   | 9506  | -1918                             | 25650                       | 14087   | 8015  | 8751                         | -773                                      |
| 安阳市狮牌面粉集团有限责任公司     | 395  | 1676  | 3087                              | 6027                        | 4349  | 1751  | 1296                         | -312                                      |
| 河南省安阳肉类联合加工厂        | 565  | 7004  | 21                                | 6664                        | 2241  | 3610  | 4467                         | -190                                      |
| 安阳卷烟厂               | 2243   | 87828   | 32202                             | 103562                      | 37946   | 47830   | 92448                        | 47241                                     |
| 河南省豫北棉纺织厂           | 5891   | 26840   | -2343                             | 37163                       | 11299   | 26267   | 25729                        | 2431                                      |
| 安阳市化纤纺织厂            | 3711   | 27357   | -10578                            | 25854                       | 14496   | 15532   | 26001                        | 2489                                      |
| 安阳印铁厂               | 631  | 5181  | 794                               | 8586                        | 4022  | 3694  | 2004                         | 50  |

11-34 续表5 continued

单位: 万元

(10 000yuan)

| 企业名称<br>Name     | 平均职工<br>人数(人)<br>Annual<br>Average<br>of workers | 工业总产<br>值(现价)<br>Gross<br>Industrial<br>Output<br>Value | 所有者<br>权益<br>Creditors'<br>equity | 资产<br>合计<br>Total<br>Assets | 固定资产净<br>值平均余额<br>Annual Av-<br>erage Bal-<br>ance of Net<br>Value of<br>Fixed Assets | 流动资产<br>平均余额<br>Annual<br>Average<br>Balance of<br>circulating<br>Funds | 销售<br>收入<br>Sales<br>revenue | 利 税<br>总 额<br>Total<br>Pre-tax<br>Profits |
|------------------|--|---|-----------------------------------|-----------------------------|---|---|------------------------------|---|
| 安阳化学工业集团有限责任公司   | 3147   | 41064   | 36464                             | 134926                      | 24061   | 29271   | 43339                        | 1319                                      |
| 河南省安阳化学工业集团公司塑料厂 | 418  | 1062  | -557                              | 4537                        | 2145  | 2570  | 1159                         | -106                                      |
| 河南省安阳化学工业集团公司染料厂 | 1113   | 5623  | -67                               | 7890                        | 3258  | 4239  | 5937                         | -168                                      |
| 安阳市日用化工厂         | 583  | 4200  | 4873                              | 10090                       | 5393  | 3569  | 3457                         | 147                                       |
| 河南省安阳火柴厂         | 1684   | 7502  | 4026                              | 9459                        | 4388  | 4669  | 6800                         | 203                                       |
| 河南省安阳予北制药厂       | 382  | 2502  | -2254                             | 9272                        | 1438  | 6796  | 1771                         | -713                                      |
| 河南省安阳市益康制药厂      | 715  | 6001  | 1974                              | 5557                        | 1559  | 3166  | 2789                         | 18  |
| 安阳市黄河轮胎有限责任公司    | 1525   | 4020  | 2408                              | 11704                       | 2955  | 7549  | 3682                         | 26  |
| 河南省安阳药用玻璃总厂      | 968  | 2700  | -1265                             | 7894                        | 2222  | 4737  | 1982                         | -101                                      |
| 河南省安阳钢铁集团有限责任公司  | 36687  | 507741  | 441369                            | 879028                      | 386750  | 365316  | 589364                       | 87846                                     |
| 安阳机床集团有限责任公司     | 1085   | 5430  | 10981                             | 25930                       | 15078   | 4854  | 3891                         | 436                                       |
| 安阳锻压机械工业股份有限公司   | 513  | 1572  | 862                               | 6761                        | 1530  | 3322  | 1391                         | 114                                       |
| 河南省安阳齿轮厂         | 991  | 4685  | 1536                              | 5806                        | 2570  | 3993  | 3981                         | 369                                       |
| 中国轻工机械总公司安阳机械厂   | 521  | 1638  | 3058                              | 7512                        | 3422  | 2337  | 1525                         | 98  |
| 安阳飞鹰集团有限责任公司     | 2217   | 16185   | -5115                             | 45152                       | 10320   | 28891   | 13012                        | -1198                                     |
| 榆液集团安阳机床电器有限责任公司 | 305  | 1602  | 1248                              | 6772                        | 4335  | 2301  | 1543                         | 168                                       |
| 安阳电池厂            | 1867   | 9815  | 3056                              | 16128                       | 3519  | 11633   | 9757                         | 220                                       |
| 安阳熊猫电器有限责任公司     | 1850   | 4170  | 1228                              | 10380                       | 2545  | 6681  | 2770                         | -233                                      |
| 河南安阳彩色显像管玻壳有限公司  | 2896   | 286425  | 311792                            | 659799                      | 190233  | 316002  | 283126                       | 93790                                     |
| 安阳市热电厂           | 1051   | 7035  | -10244                            | 18123                       | 11225   | 5733  | 6407                         | 1087                                      |
| 河南省安阳市天然气公司      | 637  | 13341   | 14964                             | 21098                       | 11501   | 5843  | 21843                        | 7654                                      |
| 安阳市供水总公司         | 710  | 5004  | 12579                             | 16366                       | 11412   | 3959  | 4534                         | 486                                       |
| 河南省安阳市昌泰纺织有限责任公司 | 2442   | 19510   | 4988                              | 17138                       | 7887  | 5438  | 17177                        | 3025                                      |
| 河南省安阳塑化股份有限公司    | 306  | 18798   | 1852                              | 3984                        | 1859  | 1741  | 18611                        | 710                                       |
| 河南省汤阴县化工厂        | 730  | 2814  | 1421                              | 3111                        | 1173  | 1862  | 1847                         | 282                                       |
| 河南豫北铜加工厂         | 1080   | 11985   | 3975                              | 11703                       | 2616  | 8309  | 10291                        | 523                                       |
| 河南省博大纺织品有限公司     | 1258   | 6185  | 495                               | 8641                        | 3744  | 3676  | 6238                         | 231                                       |
| 河南省滑县纸业股份有限公司    | 2400   | 4248  | 8820                              | 24293                       | 11323   | 8998  | 2712                         | -985                                      |
| 河南省安阳市长虹彩印厂      | 1340   | 24926   | 13188                             | 14778                       | 11059   | 3800  | 24606                        | 2805                                      |
| 滑县化学工业有限公司       | 1361   | 10657   | 392                               | 12243                       | 6953  | 6940  | 12139                        | -420                                      |
| 滑县化工厂            | 360  | 4306  | 1805                              | 3488                        | 1106  | 2587  | 3753                         | 355                                       |
| 安阳市一都企业集团        | 230  | 9012  | 3335                              | 4569                        | 1947  | 2211  | 8496                         | 1221                                      |
| 滑县热电厂            | 548  | 2629  | 2427                              | 5555                        | 2954  | 2461  | 2573                         | 305                                       |
| 滑县电业管理公司         | 572  | 2282  | 5699                              | 10077                       | 5096  | 3920  | 13136                        | 610                                       |
| 内黄县电业管理公司        | 313  | 6948  | 5243                              | 7362                        | 4630  | 2590  | 7006                         | 620                                       |
| 林州市纺织有限公司        | 1140   | 9454  | -20                               | 13556                       | 7616  | 3575  | 6929                         | 594                                       |
| 河南省安阳市化学制药厂      | 692  | 2457  | -16                               | 2677                        | 940   | 1030  | 1073                         | 30  |
| 河南省林州市水泥厂        | 800  | 3283  | -409                              | 6635                        | 2477  | 1979  | 2924                         | 186                                       |
| 林州市红旗水泥厂         | 780  | 1169  | 1283                              | 13132                       | 10858   | 2264  | 1297                         | 22  |
| 河南省豫北水泥股份有限公司    | 420  | 4009  | 1260                              | 4778                        | 1278  | 2235  | 2877                         | 216                                       |
| 河南省华星照明电器总厂      | 339  | 2102  | -1731                             | 5706                        | 2692  | 2208  | 1942                         | 106                                       |
| 林州市电力(集团)股份有限公司  | 2180   | 19408   | 13865                             | 56245                       | 36200   | 12985   | 16035                        | 2680                                      |
| 林州市电业局           | 1250   | 34405   | 6546                              | 44524                       | 18887   | 19068   | 33000                        | 3282                                      |
| 鹤壁矿务局            | 51186  | 141221  | 75514                             | 253982                      | 94438   | 144847  | 119825                       | 14836                                     |
| 鹤壁市助剂一厂(鹤壁市助剂总厂) | 460  | 2671  | 1081                              | 2167                        | 400   | 1694  | 2399                         | 329                                       |



11-34 续表6 continued

单位: 万元

(10 000yuan)

| 企业名称<br>Name    | 平均职工<br>人数(人)<br>Annual<br>Average<br>of workers | 工业总产<br>值(现价)<br>Gross<br>Industrial<br>Output<br>Value | 所有者<br>权益<br>Creditors'<br>equity | 资 产<br>合 计<br>Total<br>Assets | 固定资产净<br>值平均余额<br>Annual Av-<br>erage Bal-<br>ance of Net<br>Value of<br>Fixed Assets | 流动资产<br>平均余额<br>Annual<br>Average<br>Balance of<br>circulating<br>Funds | 销 售<br>收 入<br>Sales<br>revenue | 利 税<br>总 额<br>Total<br>Pre-tax<br>Profits |
|-----------------|--|---|-----------------------------------|-------------------------------|---|---|--------------------------------|---|
| 鹤壁飞鹤股份有限公司      | 868  | 2504  | 1196                              | 3155                          | 1517  | 1846  | 2887                           | 236                                       |
| 鹤壁市水泥有限公司       | 447  | 2201  | 680                               | 3885                          | 1409  | 1903  | 1744                           | 130                                       |
| 鹤壁标准件有限公司       | 720  | 4403  | -1237                             | 4666                          | 1422  | 2485  | 2410                           | 82  |
| 鹤壁无线电四厂         | 1204   | 9454  | 3140                              | 14326                         | 1715  | 9389  | 8371                           | 177                                       |
| 鹤壁市汽车电器厂        | 1475   | 12520   | 19165                             | 33140                         | 7960  | 18591   | 7418                           | 763                                       |
| 国营华中器材厂         | 1179   | 4005  | 1810                              | 11321                         | 2189  | 8019  | 5411                           | 308                                       |
| 鹤壁博大电子集团有限公司    | 984  | 1326  | 221                               | 11802                         | 5202  | 6165  | 1188                           | -807                                      |
| 鹤壁万和发电有限责任公司    | 1382   | 33072   | 32873                             | 84164                         | 51755   | 26442   | 33885                          | 6433                                      |
| 鹤壁市自来水公司        | 377  | 1379  | 3372                              | 4410                          | 2805  | 1086  | 1379                           | 125                                       |
| 鹤壁市天元集团有限责任公司   | 760  | 36103   | 7260                              | 22437                         | 6340  | 10671   | 22721                          | 3008                                      |
| 浚县安林煤矿          | 1509   | 4715  | 2717                              | 4521                          | 1125  | 1530  | 2697                           | 280                                       |
| 浚县皎玉集团公司        | 854  | 5322  | 736                               | 10641                         | 1445  | 2176  | 2531                           | -145                                      |
| 地方国营河南省浚县化肥厂    | 751  | 3599  | 99                                | 4425                          | 3086  | 1317  | 2300                           | -226                                      |
| 浚县电业局           | 669  | 8788  | 4039                              | 6111                          | 2505  | 3202  | 8230                           | 604                                       |
| 淇县棉麻纺织厂         | 2270   | 22431   | 9939                              | 50097                         | 12128   | 22224   | 19847                          | 2561                                      |
| 河南省淇县恒源毛纺有限责任公司 | 1016   | 5334  | -2748                             | 6523                          | 1305  | 4878  | 1272                           | 13  |
| 淇县造纸厂           | 1444   | 12357   | 195                               | 11890                         | 3853  | 7975  | 9858                           | 1135                                      |
| 淇县华源化工有限责任公司    | 810  | 8477  | -3609                             | 9538                          | 1776  | 3727  | 4845                           | 394                                       |
| 淇县云蒙水泥有限责任公司    | 818  | 5891  | 629                               | 7655                          | 2498  | 4831  | 3685                           | 280                                       |
| 河南省淇县热电厂        | 570  | 5728  | 4010                              | 28835                         | 12730   | 13742   | 6574                           | 1392                                      |
| 河南新乡亚洲啤酒股份有限公司  | 713  | 9286  | 5921                              | 13055                         | 4836  | 2325  | 5044                           | 1380                                      |
| 河南省中原棉纺织厂       | 3908   | 6945  | 1310                              | 24944                         | 11130   | 10937   | 6553                           | -304                                      |
| 新乡荣祥织染有限公司      | 810  | 5755  | 2751                              | 8532                          | 2351  | 4806  | 5162                           | 224                                       |
| 新乡市印织厂          | 388  | 1742  | -299                              | 2966                          | 1402  | 1312  | 1769                           | -56                                       |
| 河南省新乡市染织厂       | 1328   | 2719  | 1545                              | 6644                          | 2616  | 3789  | 2572                           | 30  |
| 新乡市丝绸总厂         | 1460   | 2955  | 668                               | 15240                         | 6594  | 5081  | 1768                           | -77                                       |
| 新乡市棉织厂          | 696  | 1561  | -590                              | 6732                          | 1943  | 4191  | 1598                           | -79                                       |
| 新乡锦绣防水材料股份有限公司  | 479  | 2852  | 2378                              | 5921                          | 3463  | 2142  | 2973                           | 164                                       |
| 河南省新乡市燃料化肥总厂    | 1091   | 7879  | 3333                              | 6810                          | 4396  | 2321  | 7837                           | 70  |
| 新乡市树脂厂          | 1110   | 11469   | 6274                              | 11540                         | 6313  | 2559  | 11385                          | 1779                                      |
| 河南省新乡制药股份有限公司   | 1093   | 6294  | 3005                              | 8260                          | 4011  | 3580  | 5950                           | 383                                       |
| 国营新乡化学纤维厂(白鹭集团) | 7487   | 80303   | 118850                            | 168267                        | 66308   | 68787   | 71797                          | 14144                                     |
| 河南省新乡建材厂        | 559  | 3475  | 1048                              | 5983                          | 3557  | 2362  | 3915                           | 705                                       |
| 河南新乡水泥厂         | 1156   | 5652  | 10184                             | 44331                         | 19130   | 22711   | 2864                           | 13  |
| 新乡市保温瓶厂         | 2131   | 8607  | 3545                              | 9039                          | 4103  | 4664  | 8809                           | 863                                       |
| 河南省新乡王牌瓷业总公司    | 798  | 5249  | 3776                              | 17737                         | 6321  | 8439  | 4322                           | 724                                       |
| 河南省新乡市伯马集团耐火材料厂 | 1185   | 3779  | 6089                              | 17209                         | 4874  | 10273   | 4785                           | 63  |
| 河南新乡金龙铜业公司      | 1071   | 54266   | 22206                             | 72873                         | 30981   | 20834   | 46142                          | 4283                                      |
| 河南新乡金钢工具有限公司    | 785  | 1692  | -773                              | 7025                          | 4058  | 2735  | 1209                           | 120                                       |
| 河南省内燃机厂         | 1105   | 25800   | 17658                             | 32325                         | 6478  | 25206   | 21552                          | 196                                       |
| 河南新乡市三利股份有限公司   | 925  | 4562  | 4229                              | 10219                         | 4101  | 5360  | 2209                           | -131                                      |
| 新乡市起重设备厂        | 782  | 8030  | 1478                              | 6979                          | 1409  | 5086  | 6080                           | 238                                       |
| 河南省豫通企业(集团)公司   | 2497   | 3618  | 5942                              | 16860                         | 6585  | 9446  | 2924                           | -159                                      |
| 新乡市塑料机械厂        | 730  | 2375  | 368                               | 3186                          | 742   | 1795  | 2079                           | 141                                       |
| 河南省新乡市电光机械厂     | 658  | 1523  | 1846                              | 4050                          | 1609  | 2271  | 1349                           | 126                                       |
| 国营豫北机械厂         | 1386   | 6932  | 2450                              | 12887                         | 4960  | 5263  | 7119                           | 944                                       |

11-34 续表7 continued

单位: 万元

(10 000yuan)

| 企业名称<br>Name     | 平均职工<br>人数(人)<br>Annual<br>Average<br>of workers | 工业总产<br>值(现价)<br>Gross<br>Industrial<br>Output<br>Value | 所有者<br>权益<br>Creditors'<br>equity | 资产<br>合计<br>Total<br>Assets | 固定资产净<br>值平均余额<br>Annual Av-<br>erage Bal-<br>ance of Net<br>Value of<br>Fixed Assets | 流动资产<br>平均余额<br>Annual<br>Average<br>Balance of<br>circulating<br>Funds | 销售<br>收入<br>Sales<br>revenue | 利<br>总<br>额<br>Total<br>Pre-tax<br>Profits |
|------------------|--|---|-----------------------------------|-----------------------------|---|---|------------------------------|--|
| 国营巴山机械厂          | 869  | 5181  | 3380                              | 6745                        | 2476  | 3175  | 4186                         | 420  |
| 国营豫新机械厂          | 3092   | 23704   | 14384                             | 39863                       | 19130   | 15906   | 23771                        | 1259                                       |
| 中国航空工业总公司第一一六厂   | 3752   | 20980   | 27219                             | 65983                       | 32858   | 25225   | 20527                        | 2908                                       |
| 新乡市电缆厂           | 309  | 954   | 1344                              | 2468                        | 734   | 1685  | 959                          | -85  |
| 国营风云器材厂          | 2731   | 10077   | 9552                              | 35859                       | 6358  | 17402   | 9136                         | -385                                       |
| 河南新飞电器集团         | 4639   | 240577  | 123757                            | 202699                      | 55672   | 123525  | 226217                       | 18451                                      |
| 新乡市科隆电器股份有限公司    | 604  | 10669   | 4153                              | 11219                       | 4205  | 5640  | 10265                        | 1438                                       |
| 国营燎原无线电厂         | 4252   | 138609  | 14106                             | 131008                      | 17557   | 102416  | 115387                       | 5106                                       |
| 新乡市自来水公司         | 1015   | 6110  | 12359                             | 18472                       | 13636   | 1991  | 6110                         | -544                                       |
| 河南新乡万达福植物油股份有限公司 | 228  | 15522   | 1207                              | 5873                        | 1860  | 3090  | 14929                        | 134  |
| 河南省新乡市帆布厂        | 570  | 3440  | 178                               | 2610                        | 489   | 1936  | 2798                         | 91   |
| 河南省新乡化肥总厂        | 1489   | 14454   | 8405                              | 20264                       | 12010   | 5331  | 14708                        | 880  |
| 河南新乡染化总厂         | 545  | 9178  | 3729                              | 10412                       | 2697  | 4894  | 8830                         | 964  |
| 河南新星药业股份有限公司     | 630  | 3219  | 1486                              | 12796                       | 2909  | 8635  | 2096                         | 132  |
| 河南省新谊医药集团公司      | 806  | 1319  | 2183                              | 28518                       | 7416  | 16994   | 1292                         | -1005                                      |
| 新乡豫新水泥总厂         | 900  | 5848  | 3613                              | 7655                        | 2980  | 4288  | 4344                         | 521  |
| 新乡誉华水泥股份有限公司     | 506  | 2974  | 2506                              | 5016                        | 2974  | 1814  | 2080                         | 204  |
| 新乡县电业局           | 357  | 16587   | 8301                              | 9769                        | 4169  | 5190  | 16589                        | 954  |
| 获嘉县化工总厂          | 1093   | 4709  | 1150                              | 15665                       | 4087  | 3703  | 2167                         | -8   |
| 新乡市第一拖拉机厂        | 3698   | 77085   | 8269                              | 28650                       | 5322  | 25802   | 81165                        | 1096                                       |
| 获嘉县电业综合公司        | 387  | 7073  | 2539                              | 5910                        | 1769  | 3887  | 7073                         | 754  |
| 河南省汽车制动器厂        | 1084   | 17154   | 8801                              | 18283                       | 4330  | 11131   | 15450                        | 3315                                       |
| 河南省延津县棉纺织厂       | 2040   | 13863   | 1209                              | 8856                        | 2261  | 4896  | 12218                        | 1434                                       |
| 延津县化肥厂           | 1501   | 11760   | 4962                              | 12202                       | 7208  | 4561  | 9171                         | 631  |
| 河南省新乡市陈召煤矿       | 1312   | 2764  | 1791                              | 8167                        | 4393  | 1786  | 2313                         | -99  |
| 卫辉市华新棉纺织厂        | 8330   | 33166   | 5761                              | 45012                       | 19465   | 20302   | 30894                        | 1614                                       |
| 卫辉市豫北有限公司        | 705  | 5809  | 261                               | 5136                        | 2408  | 1621  | 4743                         | 105  |
| 卫辉市熔金耐火材料有限责任公司  | 383  | 3289  | 222                               | 3786                        | 804   | 2562  | 3153                         | 370  |
| 河南省电机厂           | 1597   | 3642  | 651                               | 10956                       | 1421  | 7622  | 3724                         | 136  |
| 卫辉市电业局           | 493  | 7220  | 4694                              | 8701                        | 4691  | 3786  | 7666                         | 457  |
| 辉县市吴村煤矿          | 5330   | 36736   | 20360                             | 32303                       | 10627   | 15543   | 35070                        | 5394                                       |
| 辉县市百泉春酒厂         | 387  | 10151   | 857                               | 4675                        | 831   | 3634  | 4709                         | 379  |
| 辉县市纺织印染集团有限公司    | 500  | 8300  | 703                               | 5127                        | 1695  | 2157  | 5670                         | 398  |
| 河南省辉县市制革工业公司     | 200  | 5320  | 534                               | 5607                        | 1101  | 3958  | 2004                         | 67   |
| 新乡市大有集团          | 2500   | 28138   | 3928                              | 34361                       | 14018   | 12326   | 10987                        | -200                                       |
| 辉县市第二化肥厂         | 463  | 3725  | 564                               | 7110                        | 3801  | 2116  | 2790                         | -364                                       |
| 辉县市化工厂           | 380  | 8306  | 976                               | 1745                        | 270   | 1430  | 2001                         | 302  |
| 新乡市新辉医药厂         | 750  | 3021  | 2286                              | 19539                       | 6231  | 13069   | 1885                         | -255                                       |
| 河南省百泉制药厂         | 460  | 2894  | 461                               | 5625                        | 2909  | 2634  | 1656                         | 146  |
| 河南省新乡市李固水泥厂      | 921  | 4630  | 5342                              | 7995                        | 3507  | 4173  | 4643                         | 749  |
| 新乡市黄河水泥厂         | 818  | 4995  | 2200                              | 4630                        | 2471  | 2187  | 3211                         | 396  |
| 河南省新乡市银河水泥厂      | 288  | 3200  | 1419                              | 3226                        | 1528  | 1581  | 2186                         | 297  |
| 河南省新乡市长城矿山机械厂    | 320  | 2336  | 275                               | 3796                        | 971   | 2782  | 1547                         | -39  |
| 辉县市电厂            | 1520   | 18500   | 4838                              | 38835                       | 19860   | 6427  | 14597                        | 2903                                       |
| 河南省光泰电力公司        | 1950   | 38900   | 9002                              | 32812                       | 10687   | 21814   | 34530                        | 2077                                       |
| 焦作矿务局            | 39278  | 88147   | 61677                             | 223798                      | 102151  | 99269   | 84239                        | -1731                                      |

11-34 续表8 continued

单位: 万元

(10 000yuan)

| 企业名称<br>Name      | 平均职工<br>人数(人)<br>Annual<br>Average<br>of workers | 工业总产<br>值(现价)<br>Gross<br>Industrial<br>Output<br>Value | 所有者<br>权益<br>Creditors'<br>equity | 资产<br>合计<br>Total<br>Assets | 固定资产净<br>值平均余额<br>Annual Av-<br>erage Bal-<br>ance of Net<br>Value of<br>Fixed Assets | 流动资产<br>平均余额<br>Annual<br>Average<br>Balance of<br>circulating<br>Funds | 销售<br>收入<br>Sales<br>revenue | 利 税<br>总 额<br>Total<br>Pre-tax<br>Profits |
|-------------------|--|---|-----------------------------------|-----------------------------|---|---|------------------------------|---|
| 焦作市金科尔集团有限责任公司    | 5281   | 10858   | 12093                             | 19741                       | 13711   | 6278  | 10608                        | -125                                      |
| 焦作市白庄煤矿           | 1925   | 4943  | 10864                             | 13084                       | 6073  | 6174  | 5733                         | 865                                       |
| 焦作市联盟卫生材料有限责任公司   | 1263   | 7798  | 2161                              | 7385                        | 2113  | 4517  | 7876                         | 533                                       |
| 焦作市棉织二厂           | 830  | 4076  | 55                                | 1417                        | 0   | 1165  | 2984                         | 4   |
| 焦作市造纸厂包装总厂        | 484  | 911   | 5235                              | 14089                       | 4057  | 3980  | 943                          | -624                                      |
| 焦作市化工总厂           | 2071   | 14599   | 3965                              | 20653                       | 10126   | 7225  | 14162                        | 2799                                      |
| 焦作碱业集团有限责任公司      | 3864   | 26610   | 18471                             | 63262                       | 22523   | 30990   | 27559                        | 2225                                      |
| 焦作化电集团有限责任公司      | 2626   | 48804   | 16288                             | 61663                       | 32311   | 21840   | 47719                        | 9591                                      |
| 焦作市鑫达化工有限公司       | 1269   | 9092  | 4432                              | 12874                       | 4339  | 7325  | 7827                         | 468                                       |
| 河南省焦作金箭实业总公司      | 573  | 4684  | 3011                              | 11467                       | 5226  | 5779  | 5207                         | 631                                       |
| 河南轮胎集团有限责任公司      | 6774   | 101454  | 66333                             | 196300                      | 74963   | 73115   | 91028                        | 11977                                     |
| 焦作天方建材股份有限公司      | 1660   | 3531  | 7146                              | 12613                       | 6388  | 4608  | 3811                         | -1172                                     |
| 新美陶瓷工业有限公司        | 381  | 3028  | 1110                              | 6588                        | 1551  | 4822  | 2466                         | 338                                       |
| 焦作陶瓷股份有限公司        | 5322   | 13002   | 3102                              | 13720                       | 7184  | 5792  | 12155                        | 214                                       |
| 焦作市耐火材料厂          | 2419   | 7179  | 3528                              | 12622                       | 4553  | 7854  | 7239                         | 797                                       |
| 焦作钢铁股份有限公司        | 3580   | 38062   | 14611                             | 41819                       | 21640   | 9779  | 37201                        | 4024                                      |
| 中国长城铝业公司中州铝厂      | 6072   | 132922  | 25761                             | 328090                      | 195708  | 59587   | 124535                       | 17865                                     |
| 焦作市万方铝业股份有限公司     | 2941   | 62837   | 58290                             | 157637                      | 22336   | 69759   | 66997                        | 10700                                     |
| 焦作市起重机械总厂         | 1332   | 2767  | 4301                              | 18340                       | 5476  | 11945   | 2512                         | 153                                       |
| 河南省焦作市制动器(集团)有限公司 | 2476   | 5617  | 7104                              | 32172                       | 12849   | 12432   | 5721                         | 938                                       |
| 焦作市矿山机器股份有限公司     | 2646   | 6471  | 4839                              | 21156                       | 3967  | 11219   | 8124                         | -46                                       |
| 河南中轴集团公司          | 2998   | 15802   | 8331                              | 31912                       | 11532   | 13152   | 13636                        | 1258                                      |
| 焦作市铁路电缆厂          | 1432   | 14971   | 13664                             | 28356                       | 7793  | 19009   | 14810                        | 1365                                      |
| 河南金龙电缆集团有限公司      | 1490   | 19859   | 49103                             | 79361                       | 27637   | 27038   | 15909                        | 263                                       |
| 焦作市无线电总厂          | 555  | 2000  | 1285                              | 3915                        | 1301  | 2781  | 1960                         | 276                                       |
| 河南平原光学电子仪器厂       | 2541   | 13906   | 15035                             | 37806                       | 16177   | 17250   | 11755                        | 75  |
| 焦作丹河发电有限公司        | 1154   | 19646   | 13789                             | 46921                       | 30991   | 17708   | 19648                        | 3835                                      |
| 焦作市供水总公司          | 1150   | 3482  | 9398                              | 11541                       | 6694  | 2912  | 3516                         | -146                                      |
| 焦作市双仁纺织有限责任公司     | 450  | 3237  | 454                               | 2404                        | 1493  | 449   | 2881                         | 327                                       |
| 焦作市建筑陶瓷厂          | 1100   | 1889  | -643                              | 2521                        | 1163  | 1100  | 1658                         | 22  |
| 焦作市永青水泥总厂         | 833  | 2969  | 2351                              | 5321                        | 2987  | 2009  | 2881                         | 286                                       |
| 焦作市陶瓷四厂           | 714  | 1299  | 263                               | 5213                        | 2095  | 3532  | 1340                         | 193                                       |
| 修武县永乐粮机集团有限责任公司   | 1070   | 4217  | 2828                              | 8569                        | 4778  | 2750  | 4140                         | 416                                       |
| 修武县电业管理局          | 467  | 1571  | 2282                              | 4865                        | 2548  | 3092  | 5029                         | -1428                                     |
| 博爱县棉纺织厂           | 1108   | 7318  | 1984                              | 13410                       | 3237  | 8176  | 6763                         | 700                                       |
| 河南省明达集团有限公司       | 1100   | 3071  | 3527                              | 13055                       | 8713  | 4346  | 3451                         | 168                                       |
| 河南玉源化学工业有限公司      | 963  | 6989  | 3213                              | 20371                       | 8426  | 12840   | 6529                         | 344                                       |
| 焦作市康力药业集团有限公司     | 1002   | 7684  | 3646                              | 32479                       | 8975  | 17881   | 5174                         | 268                                       |
| 河南省松林集团有限公司       | 1250   | 12286   | 4609                              | 12477                       | 5126  | 6607  | 13117                        | 583                                       |
| 河南省博爱县机械制造有限公司    | 674  | 1624  | 1036                              | 2807                        | 1346  | 1452  | 1168                         | 114                                       |
| 博爱县中光照明集团有限公司     | 1083   | 5551  | 2842                              | 9620                        | 3300  | 4517  | 5693                         | 339                                       |
| 武陟县棉织厂            | 1020   | 5100  | 1784                              | 10036                       | 3274  | 4590  | 3933                         | 109                                       |
| 武陟县绿宇化电股份有限公司     | 1684   | 12370   | 2075                              | 11376                       | 8806  | 2103  | 9619                         | 366                                       |
| 武陟县电业总公司          | 473  | 3464  | 5437                              | 10869                       | 3373  | 6883  | 10952                        | 363                                       |
| 焦作市鑫泉化工集团有限责任公司   | 1591   | 10008   | 6267                              | 21092                       | 3965  | 5175  | 7692                         | 38  |
| 焦作市第三制药厂          | 623  | 3800  | -216                              | 9130                        | 3685  | 5283  | 2072                         | 163                                       |

11-34 续表9 continued

单位: 万元

(10 000yuan)

| 企业名称<br>Name     | 平均职工<br>人数(人)<br>Annual<br>Average<br>of workers | 工业总产<br>值(现价)<br>Gross<br>Industrial<br>Output<br>Value | 所有者<br>权益<br>Creditors'<br>equity | 资 产<br>合 计<br>Total<br>Assets | 固定资产净<br>值平均余额<br>Annual Av-<br>erage Bal-<br>ance of Net<br>Value of<br>Fixed Assets | 流动资产<br>平均余额<br>Annual<br>Average<br>Balance of<br>circulating<br>Funds | 销 售<br>收 入<br>Sales<br>revenue | 利 税<br>总 额<br>Total<br>Pre-tax<br>Profits |
|------------------|--|---|-----------------------------------|-------------------------------|---|---|--------------------------------|---|
| 沁阳市化肥厂           | 1568   | 3471  | 2046                              | 9894                          | 5285  | 3014  | 2888                           | -633                                      |
| 沁阳市怀州化工有限责任公司    | 256  | 1002  | 103                               | 3178                          | 1617  | 1675  | 933                            | 17  |
| 沁阳市机械厂           | 528  | 3621  | 2385                              | 9763                          | 2661  | 4101  | 3348                           | 90  |
| 沁阳市铝业集团公司        | 2668   | 50002   | 44642                             | 130733                        | 38109   | 27783   | 40226                          | 6289                                      |
| 沁阳市电业综合公司        | 488  | 2347  | 6349                              | 13294                         | 6948  | 6172  | 11765                          | 1003                                      |
| 孟州市金驼纸业有限责任公司    | 1100   | 2517  | 272                               | 5155                          | 3495  | 1264  | 2108                           | 229                                       |
| 河南金山化工有限公司       | 1032   | 11712   | 3781                              | 16970                         | 7225  | 7793  | 11693                          | 883                                       |
| 河南省恒达(集团)有限公司    | 1500   | 5526  | 3484                              | 8264                          | 3920  | 3640  | 5326                           | 77  |
| 河南省中原内燃机配件总厂     | 2830   | 20999   | 10242                             | 29217                         | 12809   | 12264   | 13352                          | 1678                                      |
| 孟州市电力公司          | 465  | 2410  | 5784                              | 8018                          | 4255  | 4016  | 12231                          | 621                                       |
| 中原石油勘探局          | 39315  | 833589  | 418866                            | 1113754                       | 740889  | 274777  | 762494                         | 246689                                    |
| 河南省三利酿酒有限公司      | 464  | 3502  | 513                               | 6826                          | 4093  | 1969  | 3079                           | 611                                       |
| 濮阳市氯碱厂           | 838  | 9792  | 2909                              | 19447                         | 5430  | 9372  | 8569                           | 435                                       |
| 河南省中原大化集团有限责任公司  | 2488   | 51058   | 74151                             | 157631                        | 103645  | 47426   | 60155                          | 2104                                      |
| 河南省中原化工集团股份有限公司  | 1200   | 11686   | -2020                             | 37605                         | 19685   | 7770  | 10328                          | 1075                                      |
| 濮阳市林州钢铁有限责任公司    | 4601   | 25042   | 25829                             | 55820                         | 12341   | 27255   | 23351                          | 2242                                      |
| 濮阳市热电厂           | 1174   | 26964   | 19812                             | 75932                         | 50766   | 9474  | 22150                          | 3678                                      |
| 河南省贝利石化集团股份有限公司  | 1448   | 47729   | 10650                             | 46880                         | 33335   | 8606  | 47447                          | 4837                                      |
| 濮阳市光璞石化有限责任公司    | 765  | 4919  | 1975                              | 5022                          | 2367  | 2172  | 2510                           | 751                                       |
| 台前县造纸厂           | 430  | 3206  | 1135                              | 7677                          | 4105  | 7856  | 2802                           | 38  |
| 濮阳县化肥厂           | 1002   | 4473  | 1338                              | 5714                          | 3645  | 1144  | 2499                           | 73  |
| 濮阳中原石油化工集团有限责任公司 | 600  | 7289  | 4825                              | 23116                         | 18947   | 2385  | 5524                           | -51                                       |
| 许昌卷烟厂            | 1494   | 1890  | 4200                              | 40381                         | 5668  | 34067   | 4551                           | -1575                                     |
| 许昌卷烟厂            | 2227   | 97096   | 57345                             | 157567                        | 46741   | 101696  | 98292                          | 54095                                     |
| 许昌豫中纺织股份有限公司     | 3450   | 20299   | 5010                              | 17746                         | 9304  | 6639  | 19934                          | 1302                                      |
| 许昌亨丰印染有限责任公司     | 340  | 6816  | 1356                              | 3375                          | 1282  | 2068  | 7328                           | 202                                       |
| 许昌市毛巾被单厂         | 406  | 1327  | 1396                              | 4907                          | 1314  | 2843  | 981                            | 43  |
| 许昌美菊鞋业集团公司       | 1913   | 5216  | 53                                | 5430                          | 2235  | 3247  | 1396                           | -230                                      |
| 许昌造纸厂            | 588  | 3078  | 1917                              | 5007                          | 2449  | 1676  | 3287                           | 267                                       |
| 中州轮胎有限责任公司       | 1506   | 15970   | 3371                              | 10575                         | 3661  | 6117  | 10618                          | 525                                       |
| 许昌内燃机配件厂         | 722  | 1545  | 1855                              | 5918                          | 1833  | 3357  | 1460                           | 4   |
| 中国烟草总公司许昌烟草工业机械厂 | 1431   | 10470   | 11376                             | 26101                         | 6950  | 19320   | 11073                          | 1697                                      |
| 许昌机器制造厂          | 1010   | 22560   | 10306                             | 21388                         | 11271   | 9852  | 2030                           | 67  |
| 国营九六七六厂(华原机械厂)   | 939  | 861   | 2167                              | 4919                          | 3661  | 1422  | 910                            | -338                                      |
| 许继集团有限公司         | 4621   | 172153  | 178861                            | 347498                        | 46320   | 195389  | 183542                         | 40329                                     |
| 许昌市火力发电厂         | 805  | 10119   | 7067                              | 16526                         | 9867  | 4759  | 8200                           | 1845                                      |
| 许昌市热电厂           | 697  | 6260  | 2991                              | 9566                          | 6476  | 2360  | 5891                           | 850                                       |
| 许昌市供水总公司         | 805  | 2344  | 6951                              | 8093                          | 6338  | 799   | 2073                           | -170                                      |
| 许昌中亚(集团)公司       | 3084   | 12836   | 8409                              | 27293                         | 6609  | 17760   | 9186                           | 528                                       |
| 许昌县电业公司          | 307  | 7165  | 2653                              | 8827                          | 5290  | 2990  | 7355                           | 471                                       |
| 河南省许昌姚花春酒业集团     | 690  | 12025   | 1184                              | 6111                          | 1214  | 5144  | 11090                          | 2040                                      |
| 河南省新峰矿务局         | 7385   | 10124   | 6998                              | 23945                         | 12611   | 12223   | 10884                          | 439                                       |
| 禹州市白庙矿业集团公司      | 3904   | 2299  | 1363                              | 9875                          | 3673  | 4749  | 2634                           | -346                                      |
| 禹州市中锋(吕沟)企业集团公司  | 3203   | 6978  | 5182                              | 24187                         | 12047   | 5487  | 6584                           | 507                                       |
| 禹州市神禹纺织有限公司      | 683  | 2496  | 55                                | 1296                          | 150   | 822   | 2174                           | 76  |
| 河南省禹州市化工总厂       | 1209   | 6389  | 1852                              | 6383                          | 4526  | 1823  | 5209                           | 86  |

11-34 续表10 continued

单位: 万元

(10 000yuan)

| 企业名称<br>Name       | 平均职工<br>人数(人)<br>Annual<br>Average<br>of workers | 工业总产<br>值(现价)<br>Gross<br>Industrial<br>Output<br>Value | 所有者<br>权益<br>Creditors'<br>equity | 资产<br>合计<br>Total<br>Assets | 固定资产净<br>值平均余额<br>Annual Av-<br>erage Bal-<br>ance of Net<br>Value of<br>Fixed Assets | 流动资产<br>平均余额<br>Annual<br>Average<br>Balance of<br>circulating<br>Funds | 销售<br>收入<br>Sales<br>revenue | 利 税<br>总 额<br>Total<br>Pre-tax<br>Profits |
|--------------------|--|---|-----------------------------------|-----------------------------|---|---|------------------------------|---|
| 禹州市制药集团有限公司        | 500  | 3615  | 2239                              | 4165                        | 2128  | 1804  | 2994                         | 254                                       |
| 河南禹灵集团股份有限公司       | 920  | 6960  | 2303                              | 9794                        | 4521  | 3480  | 6602                         | 544                                       |
| 河南省禹王水泥有限公司        | 1021   | 5504  | 1365                              | 6784                        | 5173  | 1559  | 4910                         | 464                                       |
| 河南省红星电瓷厂           | 822  | 4839  | 2427                              | 15000                       | 4209  | 6984  | 4636                         | 797                                       |
| 禹州市宝光瓷业有限公司        | 498  | 764   | 36                                | 486                         | 35  | 384   | 960                          | 120                                       |
| 禹州市第一火力发电厂         | 2426   | 22661   | 17384                             | 34917                       | 11191   | 11636   | 20597                        | 2780                                      |
| 禹州市电力工业公司          | 1380   | 27300   | 8987                              | 17979                       | 7293  | 9141  | 24773                        | 1029                                      |
| 华中电力康隆有限公司         | 420  | 2002  | 1186                              | 3523                        | 567   | 2511  | 2155                         | 238                                       |
| 河南洁达陶瓷集团股份有限公司     | 410  | 2902  | -198                              | 5385                        | 4185  | 760   | 1725                         | 495                                       |
| 河南黄河实业(集团)公司       | 3991   | 74519   | 52679                             | 101953                      | 40501   | 33685   | 78880                        | 12331                                     |
| 长葛奔马机械集团股份有限公司     | 2008   | 29040   | 8953                              | 14955                       | 5712  | 6834  | 21697                        | 16  |
| 长葛市电力工业公司          | 438  | 14991   | 4257                              | 11578                       | 7223  | 3195  | 14959                        | 804                                       |
| 河南省漯河市双汇实业集团有限责任公司 | 8236   | 421848  | 143715                            | 258659                      | 96799   | 92554   | 520532                       | 64478                                     |
| 漯河卷烟厂              | 1063   | 33098   | 12015                             | 31900                       | 12748   | 15627   | 32933                        | 15208                                     |
| 漯河双龙纺织集团           | 2310   | 15949   | 11776                             | 31712                       | 18300   | 12434   | 17009                        | 1086                                      |
| 中国人民解放军第三五一五工厂     | 2847   | 12203   | 12788                             | 29973                       | 4788  | 24742   | 11484                        | -1291                                     |
| 漯河市制浆造纸股份有限公司      | 1138   | 15958   | 65227                             | 90159                       | 31994   | 33127   | 15425                        | 2695                                      |
| 漯河市银海化纤有限公司        | 463  | 9305  | 6355                              | 18540                       | 12049   | 5904  | 7489                         | 627                                       |
| 河南大同塑胶有限公司         | 280  | 1962  | 111                               | 8506                        | 3772  | 4571  | 2137                         | 5   |
| 河南省漯河市宏泰集团实业总公司    | 923  | 1657  | 367                               | 16812                       | 9409  | 7800  | 1151                         | -144                                      |
| 漯河市仁和线材有限公司        | 708  | 56618   | 9756                              | 25342                       | 13166   | 11038   | 45025                        | 1254                                      |
| 漯河中贯冶金机械有限公司       | 552  | 2169  | 2296                              | 11324                       | 4220  | 4548  | 1453                         | -198                                      |
| 河南省舞阳县宝瑞集团公司       | 840  | 22499   | 1403                              | 13808                       | 7187  | 6335  | 17183                        | 2450                                      |
| 河南省舞阳县昆峰建筑材料集团公司   | 1769   | 27378   | -15657                            | 24829                       | 15286   | 6373  | 24979                        | 2415                                      |
| 河南省漯河市舞阳县惠方集团公司    | 1131   | 24473   | 4103                              | 11468                       | 3038  | 8779  | 22153                        | 2401                                      |
| 河南省龙云集团            | 1970   | 40596   | 11471                             | 23490                       | 10091   | 7432  | 39333                        | 4075                                      |
| 河南省北徐集团            | 1958   | 43967   | 11452                             | 24172                       | 10488   | 6752  | 42648                        | 4567                                      |
| 河南省南街村有限公司         | 11120  | 147128  | 35652                             | 132024                      | 67128   | 38438   | 127019                       | 7748                                      |
| 临颍县白云纸业业有限公司       | 586  | 8208  | 511                               | 4396                        | 2094  | 890   | 5742                         | 33  |
| 临颍县化肥厂             | 1276   | 21007   | 2233                              | 16801                       | 10677   | 5431  | 12833                        | 310                                       |
| 河南省华鑫实业集团公司        | 990  | 13407   | 3347                              | 10987                       | 2040  | 3690  | 13290                        | 377                                       |
| 河南省漯河市第二制药厂        | 870  | 8999  | 1246                              | 7046                        | 1266  | 3730  | 2500                         | 3   |
| 临颍县燎原集团公司          | 966  | 6809  | 455                               | 4744                        | 1626  | 2437  | 4915                         | -71                                       |
| 临颍县机械厂             | 764  | 5408  | 2196                              | 6996                        | 2390  | 2850  | 5232                         | 86  |
| 郾城县造纸厂龙翔纸业集团       | 530  | 2586  | 108                               | 5881                        | 2388  | 2130  | 1477                         | -28                                       |
| 漯河迎丰化工有限责任公司       | 1040   | 16067   | 2120                              | 27014                       | 12846   | 9040  | 11641                        | 15  |
| 郾城县第二化肥厂           | 1050   | 1354  | -665                              | 12641                       | 8424  | 2882  | 1819                         | 2   |
| 河南企鹅集团有限公司         | 1452   | 3456  | 4070                              | 10579                       | 4347  | 5218  | 4313                         | -61                                       |
| 河南省中原轧辊有限责任公司      | 653  | 1072  | 703                               | 2583                        | 1183  | 1437  | 988                          | 37  |
| 郾城县电业公司            | 516  | 6895  | 7413                              | 10669                       | 5466  | 3651  | 6910                         | 710                                       |
| 三门峡会兴纺织(集团)股份有限公司  | 4488   | 14485   | 7273                              | 34911                       | 4405  | 23267   | 12582                        | 968                                       |
| 三门峡金虹化工有限责任公司      | 635  | 800   | -581                              | 7006                        | 2835  | 3299  | 1445                         | -236                                      |
| 三门峡电熔刚玉有限责任公司      | 450  | 2926  | 4127                              | 9015                        | 2158  | 5900  | 3933                         | 349                                       |
| 三门峡天元铝业(集团)有限公司    | 3216   | 74744   | 44488                             | 174563                      | 56135   | 87174   | 75969                        | 4328                                      |
| 河南中原黄金冶炼厂          | 1133   | 50141   | 12214                             | 34893                       | 14453   | 13096   | 43374                        | 3820                                      |
| 中州汽轮机厂             | 531  | 2165  | 13149                             | 22687                       | 15395   | 5493  | 1703                         | 101                                       |

11-34 续表11 continued

单位: 万元

(10 000yuan)

| 企业名称<br>Name         | 平均职工<br>人数(人)<br>Annual<br>Average<br>of workers | 工业总产<br>值(现价)<br>Gross<br>Industrial<br>Output<br>Value | 所有者<br>权益<br>Creditors'<br>equity | 资产<br>合计<br>Total<br>Assets | 固定资产净<br>值平均余额<br>Annual Av-<br>erage Bal-<br>ance of Net<br>Value of<br>Fixed Assets | 流动资产<br>平均余额<br>Annual<br>Average<br>Balance of<br>circulating<br>Funds | 销售<br>收入<br>Sales<br>revenue | 利 税<br>总 额<br>Total<br>Pre-tax<br>Profits |
|----------------------|--|---|-----------------------------------|-----------------------------|---|---|------------------------------|---|
| 水利部三门峡水工机械厂          | 1433   | 6243  | 1548                              | 14442                       | 3767  | 9510  | 3664                         | -1773                                     |
| 河南省第二纺织器材(集团)有限责任公司  | 1766   | 4633  | 2108                              | 12579                       | 4239  | 5944  | 5424                         | 235                                       |
| 三门峡中原量仪股份有限公司        | 876  | 2534  | 1840                              | 5689                        | 1569  | 3329  | 2644                         | 432                                       |
| 三门峡华阳发电有限责任公司        | 820  | 71230   | 27945                             | 238428                      | 208061  | 43930   | 71287                        | 10027                                     |
| 水利部黄河水利委员会三门峡水利枢纽管理局 | 2197   | 18536   | 111492                            | 157624                      | 84561   | 38697   | 18513                        | 6770                                      |
| 河南省三门峡英豪煤矿           | 1253   | 1926  | 1608                              | 6475                        | 2620  | 2996  | 1968                         | 91  |
| 河南仰韶集团有限公司           | 2011   | 82996   | 38517                             | 67323                       | 28787   | 29470   | 75059                        | 13279                                     |
| 淅池县仰韶水泥集团            | 1983   | 11796   | 13462                             | 40532                       | 26599   | 13053   | 10548                        | 1560                                      |
| 河南黄河铝电集团             | 2629   | 35294   | 41048                             | 107317                      | 58344   | 31562   | 28194                        | 7906                                      |
| 河南省陕县化工厂             | 1001   | 7898  | 1687                              | 16779                       | 3312  | 5570  | 3242                         | 487                                       |
| 河南省三化集团有限公司          | 1742   | 16296   | 7859                              | 33384                       | 13809   | 14773   | 10402                        | 753                                       |
| 三门峡神力企业集团            | 4702   | 43075   | 22064                             | 106626                      | 35605   | 57474   | 34474                        | 4000                                      |
| 义马煤业(集团)有限责任公司       | 47778  | 80746   | 146189                            | 454379                      | 268269  | 124525  | 74408                        | -2412                                     |
| 河南省义马振兴化工集团(有限)公司    | 779  | 8375  | 7006                              | 19570                       | 6958  | 3714  | 8511                         | 1689                                      |
| 河南省灵宝市枪马金矿           | 701  | 9028  | 4674                              | 9999                        | 1710  | 2523  | 7461                         | 1100                                      |
| 河南文峪金矿               | 4814   | 5831  | 11244                             | 38494                       | 17402   | 16771   | 4952                         | -238                                      |
| 河南省灵宝市大湖金矿           | 608  | 6002  | 2575                              | 12093                       | 7520  | 2181  | 6002                         | 610                                       |
| 河南秦岭金矿               | 3079   | 5300  | 7764                              | 24045                       | 14447   | 4329  | 3648                         | 4   |
| 河南省灵宝市安底金矿           | 602  | 6200  | 2483                              | 9656                        | 4809  | 3578  | 1860                         | 206                                       |
| 河南省灵宝市灵湖金矿           | 488  | 4001  | 1852                              | 6348                        | 3513  | 896   | 2503                         | 434                                       |
| 豫西轴承厂                | 679  | 2758  | 1144                              | 5170                        | 1402  | 3606  | 2288                         | 91  |
| 灵宝市电业局               | 583  | 4406  | 21446                             | 26456                       | 17409   | 4065  | 12012                        | 1724                                      |
| 河南石油勘探局              | 35129  | 424262  | 458814                            | 819230                      | 305119  | 305904  | 418446                       | 96900                                     |
| 河南省南阳大河铜矿            | 715  | 1654  | 2292                              | 5295                        | 2201  | 2990  | 1660                         | -10                                       |
| 河南省南阳肉类联合加工厂         | 1282   | 3089  | 4023                              | 11381                       | 6619  | 3339  | 1391                         | -19                                       |
| 河南省天冠酒精化工集团有限公司      | 2113   | 35884   | 15089                             | 70246                       | 23492   | 38764   | 35449                        | 4878                                      |
| 南阳卷烟厂                | 2184   | 66711   | 23921                             | 62093                       | 20317   | 30757   | 66603                        | 28191                                     |
| 南阳纺织集团有限公司           | 9104   | 64106   | 27228                             | 77033                       | 29010   | 30699   | 64723                        | 9193                                      |
| 河南省南阳市色织厂            | 1372   | 4574  | 671                               | 3813                        | 969   | 2857  | 4471                         | 282                                       |
| 南阳市丝织厂               | 956  | 6776  | 752                               | 9325                        | 4901  | 4178  | 5555                         | 289                                       |
| 南阳印刷总厂               | 690  | 3989  | -542                              | 4433                        | 2171  | 2248  | 1965                         | 84  |
| 南阳市石油化工厂             | 1270   | 6284  | 2475                              | 12653                       | 4680  | 7832  | 5253                         | -196                                      |
| 南阳市氮肥厂               | 1056   | 7169  | 1919                              | 10039                       | 5122  | 5423  | 7204                         | 44  |
| 中国乐凯胶片公司第二胶片厂        | 3255   | 53694   | 31978                             | 74824                       | 34427   | 31227   | 52083                        | 7053                                      |
| 河南省南阳普康药业集团公司        | 2949   | 34460   | 19980                             | 42166                       | 20455   | 16297   | 31693                        | 2020                                      |
| 南阳市南抗浆粕厂             | 368  | 280   | 849                               | 6869                        | 2011  | 1773  | 968                          | -35                                       |
| 南阳神龙塑胶集团有限公司         | 322  | 2842  | 2492                              | 7061                        | 1732  | 2746  | 5210                         | 294                                       |
| 南阳水泥股份有限公司           | 649  | 2562  | 1565                              | 7652                        | 3670  | 1597  | 2430                         | 174                                       |
| 河南省南阳伏牛山水泥股份有限公司     | 729  | 1733  | 3782                              | 22884                       | 4150  | 2617  | 1249                         | -728                                      |
| 河南省南阳市云阳钢铁耐火集团有限公司   | 3340   | 6452  | 3350                              | 43200                       | 8151  | 33361   | 6026                         | -2660                                     |
| 南阳柴 油机厂              | 2448   | 1446  | 1776                              | 12426                       | 3449  | 8772  | 1669                         | -334                                      |
| 南阳康远机器总厂             | 430  | 905   | 830                               | 4929                        | 3490  | 1204  | 962                          | 37  |
| 南阳威克达汽车齿轮股份有限公司      | 1113   | 2755  | 929                               | 11562                       | 2587  | 6124  | 2064                         | -86                                       |
| 河南中南光电仪器厂            | 1267   | 11870   | 4167                              | 21733                       | 6967  | 8716  | 11943                        | 1221                                      |
| 南阳防爆集团有限公司           | 2544   | 20512   | 7832                              | 30316                       | 7973  | 23181   | 18303                        | 2076                                      |
| 河南省南阳变压器股份有限公司       | 686  | 6046  | 1009                              | 7432                        | 1910  | 4180  | 5209                         | 415                                       |

11-34 续表12 continued

单位: 万元

(10 000yuan)

| 企业名称<br>Name     | 平均职工<br>人数(人)<br>Annual<br>Average<br>of workers | 工业总产<br>值(现价)<br>Gross<br>Industrial<br>Output<br>Value | 所有者<br>权益<br>Creditors'<br>equity | 资 产<br>合 计<br>Total<br>Assets | 固定资产净<br>值平均余额<br>Annual Av-<br>erage Bala-<br>nce of Net<br>Value of<br>Fixed Assets | 流动资产<br>平均余额<br>Annual<br>Average<br>Balance of<br>circulating<br>Funds | 销 售<br>收 入<br>Sales<br>revenue | 利 税<br>总 额<br>Total<br>Pre-tax<br>Profits |
|------------------|--|---|-----------------------------------|-------------------------------|---|---|--------------------------------|---|
| 南阳金冠电气股份有限公司     | 2460   | 43376   | 22109                             | 64766                         | 29195   | 33485   | 46645                          | 4936                                      |
| 南阳市自来水公司         | 1151   | 3077  | 9892                              | 11604                         | 8634  | 1978  | 3121                           | 235                                       |
| 南阳光辉机械厂          | 1380   | 5795  | 4508                              | 11475                         | 6803  | 2739  | 4733                           | 450                                       |
| 南阳市化纤纺织厂         | 615  | 2607  | 1153                              | 4885                          | 1643  | 2915  | 1462                           | 53  |
| 南阳市油漆化工厂         | 210  | 8550  | 3663                              | 4259                          | 734   | 3043  | 6523                           | 531                                       |
| 南阳市起重工具厂         | 457  | 3618  | 2050                              | 3702                          | 1261  | 1683  | 1974                           | 166                                       |
| 中国人民解放军第六四五六工厂   | 1033   | 3827  | 5301                              | 10347                         | 5435  | 3760  | 4010                           | 298                                       |
| 河南中原机械厂          | 2305   | 4070  | -1836                             | 19146                         | 12204   | 6376  | 3634                           | -770                                      |
| 河南川光电子光学仪器厂      | 1189   | 4134  | -1647                             | 15428                         | 6501  | 8113  | 3881                           | -291                                      |
| 方城县化肥厂           | 627  | 3962  | 73                                | 794                           | 21  | 727   | 1870                           | 0   |
| 方城县翔宇化纤有限公司      | 745  | 5542  | 970                               | 2162                          | 0   | 1876  | 2993                           | 379                                       |
| 方城县水利水泥厂         | 433  | 3775  | 1396                              | 3580                          | 1259  | 744   | 2497                           | 645                                       |
| 方城县电业局           | 726  | 5753  | 1926                              | 5232                          | 3907  | 2393  | 5774                           | 292                                       |
| 西峡县豫酒厂           | 962  | 3757  | 500                               | 8468                          | 1257  | 6366  | 3512                           | 762                                       |
| 河南省宛西制药股份有限公司    | 1598   | 33109   | 6730                              | 27473                         | 4641  | 13258   | 20984                          | 2453                                      |
| 西峡县汽车水泵厂         | 835  | 5358  | 872                               | 9282                          | 1941  | 5955  | 4614                           | 288                                       |
| 西峡县水电设备厂         | 508  | 2999  | 513                               | 5695                          | 2157  | 2831  | 1958                           | 253                                       |
| 南阳豫西绝缘公司         | 326  | 1468  | 449                               | 5907                          | 1672  | 2526  | 1250                           | 75  |
| 河南省镇平县蝴蝶花集团有限公司  | 371  | 1130  | 1931                              | 5311                          | 3231  | 1250  | 942                            | 37  |
| 河南省镇平县东风制药厂      | 569  | 3755  | 2031                              | 5195                          | 2307  | 214   | 1112                           | 81  |
| 河南省镇平县地毯集团工业公司   | 316  | 20291   | 12409                             | 17651                         | 4253  | 12796   | 12076                          | 2999                                      |
| 内乡县制浆造纸股份有限公司    | 1086   | 6135  | 3080                              | 9901                          | 4385  | 4486  | 4529                           | 659                                       |
| 内乡隆丰化工有限责任公司     | 877  | 4838  | 1134                              | 5093                          | 3368  | 1761  | 3375                           | 1   |
| 浙川县豫浙鹏程化冶总公司     | 1954   | 1195  | 2850                              | 12549                         | 2457  | 7194  | 1042                           | 19  |
| 河南省浙川县化肥厂        | 1214   | 2961  | 1144                              | 7394                          | 866   | 1167  | 2968                           | 10  |
| 河南省浙川制药集团有限公司    | 1335   | 7510  | 6083                              | 33032                         | 7133  | 15652   | 6136                           | 362                                       |
| 河南省浙川县铁合金厂       | 1304   | 24219   | 6301                              | 19697                         | 9377  | 6643  | 22823                          | 1426                                      |
| 浙川县汽车配件厂         | 1412   | 24533   | 15527                             | 44271                         | 19739   | 17479   | 19238                          | 1733                                      |
| 浙川县电业局           | 780  | 17216   | 13757                             | 23650                         | 10395   | 10966   | 16380                          | 1886                                      |
| 河南省赊店酒厂          | 1441   | 13898   | 16600                             | 57299                         | 16247   | 37643   | 12474                          | -1975                                     |
| 社旗县乘风集团有限公司      | 473  | 4421  | -192                              | 8009                          | 2903  | 4674  | 1623                           | -32                                       |
| 南阳丽荔纺织印染有限公司     | 660  | 4924  | 2755                              | 6975                          | 4227  | 2391  | 1455                           | 272                                       |
| 唐河县龙山水泥集团有限公司    | 823  | 6273  | 1174                              | 8553                          | 6162  | 1109  | 5494                           | 588                                       |
| 河南新野汉华(集团)公司     | 910  | 11047   | 2560                              | 18593                         | 12088   | 4998  | 8807                           | 672                                       |
| 河南新野纺织(集团)股份有限公司 | 9035   | 91789   | 33694                             | 102050                        | 45000   | 42500   | 106021                         | 8172                                      |
| 河南光达实业(集团)股份有限公司 | 1256   | 17493   | 6600                              | 19202                         | 8473  | 7874  | 17206                          | 832                                       |
| 河南新野机械(集团)股份有限公司 | 950  | 4201  | 1600                              | 6612                          | 2001  | 3102  | 4100                           | 43  |
| 河南新野运通(集团)公司     | 558  | 2854  | 438                               | 5525                          | 1724  | 4751  | 1620                           | 91  |
| 河南省南阳市桐柏县银洞坡金矿   | 1209   | 6481  | 6251                              | 26593                         | 14681   | 11505   | 7832                           | 2610                                      |
| 河南省南阳吴城盐碱矿       | 1941   | 9533  | 5055                              | 22459                         | 7493  | 5588  | 8561                           | 1319                                      |
| 河南省桐柏县桐柏山水泥有限公司  | 520  | 4475  | 239                               | 4174                          | 2675  | 1499  | 2963                           | 470                                       |
| 邓州市面粉厂           | 339  | 8735  | 1144                              | 4073                          | 1294  | 2563  | 8098                           | 203                                       |
| 邓州市油厂            | 260  | 13349   | -34                               | 9894                          | 1664  | 7747  | 12678                          | 64  |
| 邓州卷烟厂            | 709  | 7909  | -386                              | 10388                         | 5129  | 4818  | 7909                           | 1309                                      |
| 邓州市第一化肥厂         | 1106   | 10089   | 3797                              | 12802                         | 3816  | 6759  | 9832                           | 5   |
| 邓州市第二化肥厂         | 1068   | 9456  | 3360                              | 16268                         | 6311  | 7140  | 9456                           | -369                                      |

11-34 续表13 continued

单位: 万元

(10 000yuan)

| 企业名称<br>Name    | 平均职工<br>人数(人)<br>Annual<br>Average<br>of workers | 工业总产<br>值(现价)<br>Gross<br>Industrial<br>Output<br>Value | 所有者<br>权益<br>Creditors'<br>equity | 资产<br>合计<br>Total<br>Assets | 固定资产净<br>值平均余额<br>Annual Av-<br>erage Bal-<br>ance of Net<br>Value of<br>Fixed Assets | 流动资产<br>平均余额<br>Annual<br>Average<br>Balance of<br>circulating<br>Funds | 销售<br>收入<br>Sales<br>revenue | 利<br>总<br>额<br>Total<br>Pre-tax<br>Profits |
|-----------------|--|---|-----------------------------------|-----------------------------|---|---|------------------------------|--|
| 邓州市水泥厂          | 541  | 8509  | 918                               | 3834                        | 1744  | 2318  | 8424                         | 512  |
| 邓州市电业局          | 867  | 11182   | 4622                              | 6376                        | 2422  | 3262  | 11293                        | 710  |
| 商丘市德丰面粉厂        | 636  | 6014  | 5106                              | 10504                       | 4191  | 5534  | 6005                         | 55   |
| 商丘市福源食品企业集团有限公司 | 2356   | 40989   | 2287                              | 17380                       | 5579  | 9151  | 41994                        | 1325                                       |
| 商丘市卷烟厂          | 416  | 4935  | 1581                              | 26934                       | 8585  | 18541   | 5370                         | 1627                                       |
| 河南商丘九天集团        | 2837   | 14710   | 3981                              | 10602                       | 1653  | 8819  | 17453                        | 2096                                       |
| 商丘市亚翔集团         | 1060   | 1583  | -871                              | 21396                       | 10669   | 10233   | 1221                         | -1227                                      |
| 商丘桐木制品实业有限责任公司  | 651  | 4929  | 5131                              | 22606                       | 17922   | 1503  | 1530                         | 57   |
| 商丘市金瓷股份有限公司     | 1362   | 10033   | 3311                              | 5742                        | 3332  | 2265  | 8311                         | 628  |
| 梁园区铝制品厂         | 476  | 5559  | 1266                              | 1819                        | 1524  | 280   | 5559                         | 126  |
| 丘市铸造股份有限公司      | 479  | 1295  | 713                               | 2380                        | 808   | 1401  | 1355                         | 220  |
| 商丘市机械厂          | 645  | 1257  | 1178                              | 2202                        | 1265  | 836   | 1325                         | 145  |
| 商丘商电铝业集团公司      | 2401   | 43590   | 7791                              | 36324                       | 11568   | 17410   | 42825                        | 2648                                       |
| 商丘市自来水公司        | 1172   | 1447  | 1672                              | 4985                        | 3812  | 489   | 1469                         | -514                                       |
| 河南林河集团有限公司      | 3760   | 4179  | 19378                             | 53021                       | 10910   | 39194   | 1229                         | 60   |
| 河南蓝牌集团商丘啤酒有限公司  | 1470   | 10557   | 9026                              | 44867                       | 19422   | 19602   | 10242                        | 2596                                       |
| 睢阳区针织内衣厂        | 1125   | 5519  | 615                               | 3699                        | 2323  | 1168  | 5372                         | 55   |
| 商丘市振华玻璃厂        | 1927   | 33753   | 22047                             | 78204                       | 33360   | 29370   | 32988                        | 4939                                       |
| 民权五丰葡萄酒有限公司     | 941  | 2694  | 9731                              | 11506                       | 3230  | 7500  | 3728                         | 229  |
| 河南冰熊集团          | 3090   | 33987   | 26890                             | 90715                       | 26149   | 52082   | 30170                        | 422  |
| 河南省睢州酒厂         | 820  | 2516  | 43                                | 5197                        | 5004  | 193   | 1150                         | 136  |
| 睢县豫东纸业业有限公司     | 656  | 9221  | 580                               | 6604                        | 1337  | 2600  | 9404                         | 848  |
| 宁陵县张弓集团有限公司     | 4706   | 43471   | 27116                             | 57389                       | 18709   | 38680   | 42132                        | 3999                                       |
| 柘城商粮集团有限责任公司    | 436  | 4670  | 4869                              | 29875                       | 6778  | 22006   | 4401                         | 626  |
| 中外合资商丘悦隆纸业业有限公司 | 115  | 1887  | 2992                              | 8100                        | 5306  | 2895  | 1897                         | 510  |
| 河南省豫东轴承厂        | 480  | 1100  | 216                               | 4718                        | 2028  | 2542  | 956                          | 41   |
| 河南省科迪食品有限公司     | 3864   | 39360   | 21526                             | 51151                       | 14635   | 15410   | 39751                        | 3727                                       |
| 夏邑县谷氨酸厂         | 400  | 12218   | 2053                              | 7282                        | 3564  | 2683  | 5789                         | 588  |
| 河南神火(集团)有限公司    | 10633  | 95292   | 140609                            | 261280                      | 94184   | 85588   | 92924                        | 10328                                      |
| 永城市纸业公司         | 906  | 2577  | -143                              | 1764                        | 821   | 965   | 1951                         | 106  |
| 商丘市电业局永城分局      | 634  | 13603   | 6108                              | 10131                       | 2666  | 6231  | 16669                        | 2151                                       |
| 河南省信阳肉类联合加工厂    | 210  | 5182  | 1126                              | 7428                        | 1816  | 4473  | 4851                         | 16   |
| 河南省信阳富邦化工股份有限公司 | 2724   | 12560   | 9413                              | 32618                       | 11944   | 16404   | 8575                         | 282  |
| 师河区大别山水泥股份有限公司  | 598  | 1677  | 2632                              | 4737                        | 3426  | 1249  | 1713                         | 28   |
| 中国一拖(信阳)柴油机有限公司 | 1046   | 3338  | 6391                              | 16857                       | 9849  | 6458  | 2237                         | 72   |
| 河南省信阳内燃机配件总厂    | 539  | 3259  | 1861                              | 7762                        | 3358  | 3816  | 2474                         | 226  |
| 师河区港口运输机械厂      | 315  | 2282  | 1065                              | 4868                        | 1924  | 2278  | 1709                         | 65   |
| 河南二纺机股份有限公司     | 1297   | 6870  | 4291                              | 8825                        | 2192  | 4796  | 6449                         | 785  |
| 信阳木工机械股份有限公司    | 1363   | 4465  | 6800                              | 20055                       | 7080  | 11364   | 6515                         | 609  |
| 河南省信阳三达汽车有限责任公司 | 875  | 2018  | 2411                              | 5466                        | 3103  | 2007  | 1354                         | 166  |
| 河南华夏光学电子仪器厂     | 952  | 4492  | 2429                              | 26504                       | 19222   | 6724  | 3577                         | -2108                                      |
| 师河区自来水集团有限责任公司  | 691  | 4129  | 8567                              | 13471                       | 7299  | 2195  | 2793                         | 375  |
| 信阳啤酒集团有限公司      | 2015   | 16615   | 5746                              | 27497                       | 17810   | 9385  | 11082                        | 2913                                       |
| 信阳市平桥区华粟集团公司    | 296  | 8095  | 3718                              | 12324                       | 3771  | 3347  | 7364                         | 112  |
| 河南恒达磷化股份有限公司    | 2149   | 5942  | 8999                              | 23201                       | 15271   | 5506  | 6608                         | -248                                       |
| 安钢集团公司信阳钢铁厂     | 4118   | 52357   | 8657                              | 75667                       | 27194   | 38925   | 50774                        | 6128                                       |



11-34 续表14 continued

单位: 万元

(10 000yuan)

| 企业名称<br>Name     | 平均职工<br>人数(人)<br>Annual<br>Average<br>of workers | 工业总产<br>值(现价)<br>Gross<br>Industrial<br>Output<br>Value | 所有者<br>权益<br>Creditors'<br>equity | 资 产<br>合 计<br>Total<br>Assets | 固定资产净<br>值平均余额<br>Annual Av-<br>erage Bal-<br>ance of Net<br>Value of<br>Fixed Assets | 流动资产<br>平均余额<br>Annual<br>Average<br>Balance of<br>circulating<br>Funds | 销 售<br>收 入<br>Sales<br>revenue | 利 税<br>总 额<br>Total<br>Pre-tax<br>Profits |
|------------------|--|---|-----------------------------------|-------------------------------|---|---|--------------------------------|---|
| 河南省信阳铁合金厂        | 1293   | 9512  | 2039                              | 13872                         | 4934  | 8239  | 8295                           | 758                                       |
| 广东伟嘉发展有限公司罗山分公司  | 760  | 2113  | 496                               | 3203                          | 2825  | 350   | 1753                           | 148                                       |
| 河南省罗山县金鼎化工股份有限公司 | 1476   | 18544   | 3306                              | 30384                         | 14166   | 11998   | 8251                           | 58  |
| 罗山县圆多利瓷业有限责任公司   | 681  | 1690  | 1387                              | 4745                          | 2812  | 764   | 1183                           | 157                                       |
| 光山县卷烟厂           | 1204   | 14015   | 1503                              | 13361                         | 1519  | 4880  | 14189                          | 2467                                      |
| 光山县棉麻纺织有限公司      | 620  | 2421  | 2695                              | 9611                          | 2681  | 5619  | 1167                           | 66  |
| 信阳强山建材集团有限公司     | 1642   | 7665  | 4974                              | 15055                         | 7038  | 5017  | 7213                           | 737                                       |
| 新县羚锐制药有限公司       | 632  | 17872   | 40898                             | 51584                         | 3910  | 27239   | 13168                          | 5038                                      |
| 固始县三高集团有限责任公司    | 350  | 11005   | 755                               | 5996                          | 1813  | 2683  | 10781                          | 114                                       |
| 固始县麻纺集团有限公司      | 676  | 1013  | -80                               | 5035                          | 1044  | 4527  | 1029                           | 93  |
| 河南省援生制药股份有限公司    | 725  | 7727  | 5563                              | 11454                         | 3895  | 5527  | 4642                           | 558                                       |
| 河南亚美集团股份有限公司     | 722  | 18816   | 6408                              | 19342                         | 13097   | 6991  | 16646                          | 154                                       |
| 河南华英禽业集团股份有限公司   | 2177   | 62169   | 8597                              | 28494                         | 12490   | 9444  | 62230                          | 1317                                      |
| 河南旭牛纺织集团股份有限公司   | 3685   | 22001   | 13195                             | 30836                         | 18924   | 11292   | 20214                          | 752                                       |
| 河南省淮滨县乌龙酒业有限责任公司 | 587  | 5846  | 1225                              | 5853                          | 2146  | 2646  | 4072                           | 1077                                      |
| 河南省金伦纸业股份有限公司    | 870  | 5635  | 1121                              | 17249                         | 3963  | 7513  | 6102                           | 1093                                      |
| 河南省金旺化工股份有限公司    | 1564   | 18157   | 7083                              | 28684                         | 13746   | 9884  | 20859                          | 171                                       |
| 河南省金濮建材股份有限公司    | 382  | 6500  | 1679                              | 6281                          | 4362  | 1330  | 3277                           | 371                                       |
| 河南帮杰(集团)有限责任公司   | 1400   | 45581   | 9790                              | 34338                         | 10516   | 23281   | 44855                          | 1580                                      |
| 周口市酿酒总厂          | 1516   | 18066   | 863                               | 14836                         | 3161  | 10661   | 7524                           | 1367                                      |
| 周口地区棉纺织印染厂       | 9409   | 32015   | 31180                             | 76585                         | 30630   | 30861   | 20002                          | 1185                                      |
| 河南省四方药业有限公司      | 371  | 3554  | 577                               | 3818                          | 1032  | 2647  | 2385                           | 241                                       |
| 周口市风机厂           | 832  | 1523  | 434                               | 2327                          | 1064  | 1228  | 946                            | 13  |
| 周口市康鑫企业集团公司      | 357  | 9600  | 8240                              | 50495                         | 25158   | 25211   | 3989                           | -67                                       |
| 周口地区电厂           | 2183   | 17956   | 28446                             | 37082                         | 14468   | 18871   | 15833                          | 3930                                      |
| 周口地区电业局          | 1214   | 61835   | 34893                             | 54739                         | 19805   | 14853   | 54816                          | 1695                                      |
| 周口市供电局           | 520  | 2165  | 1954                              | 3860                          | 2085  | 1756  | 1709                           | 169                                       |
| 河南省莲花味精企业集团      | 16438  | 291012  | 169892                            | 466568                        | 131323  | 230111  | 262813                         | 38380                                     |
| 项城市棉纺织厂          | 1916   | 16803   | 2129                              | 14066                         | 4995  | 8183  | 14815                          | 1185                                      |
| 河南省华鑫制药厂         | 548  | 6155  | 7287                              | 19599                         | 5457  | 12130   | 4005                           | 382                                       |
| 河南省东方医药化工集团      | 862  | 6086  | 1827                              | 26365                         | 3811  | 21765   | 5028                           | 327                                       |
| 项城市泰隆机械有限公司      | 338  | 1802  | 3103                              | 4834                          | 1318  | 2868  | 2027                           | 575                                       |
| 项城市热电厂           | 1394   | 20977   | 15334                             | 43323                         | 29894   | 8631  | 19535                          | 4456                                      |
| 项城市电业局           | 1014   | 19446   | 5512                              | 11313                         | 5436  | 5354  | 18821                          | 460                                       |
| 扶沟县粮食局油脂加工厂      | 326  | 5133  | 662                               | 4936                          | 1008  | 3971  | 4240                           | 99  |
| 河南省气缸盖厂          | 986  | 3015  | 2138                              | 5232                          | 0   | 2514  | 1990                           | 205                                       |
| 河南省华森股份有限公司      | 980  | 8042  | 1194                              | 11862                         | 5607  | 4976  | 7653                           | 336                                       |
| 西华县奕青化工股份有限公司    | 620  | 4652  | 513                               | 5635                          | 1849  | 3413  | 3622                           | 78  |
| 西华县热电厂           | 481  | 2155  | 667                               | 4895                          | 3126  | 1004  | 1967                           | 292                                       |
| 太康县第一棉纺织厂        | 2288   | 7837  | 2850                              | 10707                         | 5816  | 4667  | 7681                           | 502                                       |
| 太康县造纸厂           | 501  | 3112  | 69                                | 5393                          | 1144  | 3226  | 2400                           | 59  |
| 太康县热电厂           | 392  | 2237  | 926                               | 6920                          | 6058  | 970   | 1288                           | 165                                       |
| 河南鞋城皮革制品有限公司     | 3672   | 143815  | 36325                             | 97427                         | 12286   | 76430   | 104265                         | 6802                                      |
| 河南祥鸿鞋业有限公司       | 1600   | 13924   | 9919                              | 23876                         | 2661  | 18904   | 13908                          | 2046                                      |
| 郸城县金丹乳酸实业有限公司    | 468  | 4996  | 736                               | 9594                          | 7491  | 2103  | 3878                           | 175                                       |
| 郸城县化肥厂           | 1143   | 9652  | 2438                              | 16697                         | 3225  | 2121  | 9978                           | 26  |

11-34 续表15 continued

单位: 万元

(10 000yuan)

| 企业名称<br>Name      | 平均职工<br>人数(人)<br>Annual<br>Average<br>of workers | 工业总产<br>值(现价)<br>Gross<br>Industrial<br>Output<br>Value | 所有者<br>权益<br>Creditors'<br>equity | 资产<br>合计<br>Total<br>Assets | 固定资产净<br>值平均余额<br>Annual Av-<br>erage Bal-<br>ance of Net<br>Value of<br>Fixed Assets | 流动资产<br>平均余额<br>Annual<br>Average<br>Balance of<br>circulating<br>Funds | 销售<br>收入<br>Sales<br>revenue | 利 税<br>总 额<br>Total<br>Pre-tax<br>Profits |
|-------------------|--|---|-----------------------------------|-----------------------------|---|---|------------------------------|---|
| 周口地区搪瓷厂           | 850  | 5467  | 761                               | 3791                        | 1182  | 2337  | 5677                         | 332                                       |
| 郸城县热电厂            | 307  | 2791  | 169                               | 5650                        | 2711  | 1888  | 2768                         | 339                                       |
| 淮阳县申龙有限责任公司       | 1200   | 12664   | 5033                              | 8687                        | 3934  | 3884  | 11896                        | 1822                                      |
| 淮阳县棉织厂            | 834  | 2936  | 656                               | 2403                        | 583   | 1732  | 3251                         | -72                                       |
| 河南威纳利面粉改良剂有限公司    | 547  | 3101  | 4228                              | 5892                        | 1004  | 4888  | 2868                         | 429                                       |
| 周口地区华林塑料篷布有限公司    | 290  | 14180   | 7252                              | 12865                       | 7462  | 5403  | 6660                         | 752                                       |
| 沈丘县新亚总公司          | 2518   | 29813   | 7597                              | 30860                       | 11419   | 13363   | 26771                        | 3293                                      |
| 沈丘县机械厂            | 610  | 1150  | 845                               | 1947                        | 664   | 1186  | 1420                         | 101                                       |
| 沈丘县发电厂            | 837  | 2491  | 682                               | 3723                        | 3292  | 372   | 2264                         | 372                                       |
| 驻马店市粮油加工厂         | 248  | 1810  | 567                               | 3637                        | 1568  | 1847  | 1421                         | 31  |
| 驻马店卷烟厂            | 1514   | 53407   | 16174                             | 73780                       | 22864   | 48654   | 54634                        | 23420                                     |
| 3驻马店地区棉纺织厂        | 3400   | 22931   | 3092                              | 15536                       | 4565  | 999   | 22000                        | 1424                                      |
| 驻马店市第一造纸厂         | 754  | 8800  | 4598                              | 5492                        | 3500  | 1900  | 5279                         | 336                                       |
| 河南省驻马店地区化工总厂      | 1235   | 31184   | 9769                              | 26068                       | 14603   | 8211  | 16369                        | 132                                       |
| 河南省天方药业集团公司       | 2462   | 39987   | 75923                             | 127497                      | 36948   | 38259   | 36824                        | 9420                                      |
| 驻马店市华骏车辆有限公司      | 651  | 11933   | 1687                              | 5273                        | 1652  | 2375  | 11098                        | 344                                       |
| 河南省金雀电气(集团)有限公司   | 2625   | 26150   | 8295                              | 30591                       | 6271  | 24947   | 22329                        | 4150                                      |
| 驻马店地区龙山水泥厂        | 730  | 6686  | 3746                              | 5877                        | 3635  | 1764  | 5593                         | 699                                       |
| 驻马店地区秀山水泥厂        | 1163   | 5108  | 1450                              | 7394                        | 2188  | 5871  | 4631                         | 131                                       |
| 泌阳县河南俸皇酒厂         | 445  | 8275  | 5376                              | 8071                        | 1796  | 3619  | 6815                         | 1804                                      |
| 泌阳县光亚集团有限公司       | 1200   | 6004  | 2444                              | 4144                        | 2346  | 3112  | 5950                         | 1921                                      |
| 遂平县化肥厂            | 750  | 5295  | 1859                              | 6710                        | 4286  | 2212  | 4938                         | 82  |
| 遂平县水泥厂            | 859  | 4822  | 3136                              | 10641                       | 8676  | 1932  | 3063                         | 243                                       |
| 河南省遂平县玻璃一分厂       | 670  | 2741  | 175                               | 538                         | 125   | 394   | 2353                         | 176                                       |
| 驻马店地区塑料机械股份有限公司   | 616  | 1470  | 2160                              | 8654                        | 2602  | 3402  | 1297                         | -209                                      |
| 河南省豫坡酒厂           | 658  | 12056   | 7164                              | 17146                       | 8022  | 8404  | 5653                         | 910                                       |
| 越西同兴纺织厂           | 400  | 3813  | 293                               | 526                         | 300   | 139   | 3822                         | 267                                       |
| 西平县化肥公司           | 312  | 2331  | 89                                | 544                         | 290   | 254   | 1974                         | 361                                       |
| 河南省上蔡锅厂           | 600  | 4088  | 651                               | 2510                        | 583   | 1367  | 2754                         | 82  |
| 河南省天中酒厂           | 468  | 4303  | 365                               | 5111                        | 943   | 2902  | 2483                         | 703                                       |
| 河南省通达皮鞋厂          | 276  | 2500  | -135                              | 2642                        | 1153  | 771   | 2028                         | 28  |
| 国营汝南县广源车辆有限公司     | 340  | 10563   | 691                               | 2319                        | 932   | 1578  | 3371                         | 94  |
| 平舆河南省永乐仙酒厂        | 395  | 9138  | 244                               | 2824                        | 816   | 1911  | 3245                         | 536                                       |
| 济源五星集团公司          | 1295   | 6067  | 2459                              | 13958                       | 5876  | 7605  | 2614                         | 105                                       |
| 河南省济源煤矿           | 5788   | 7001  | 2868                              | 16499                       | 5035  | 8000  | 7073                         | 498                                       |
| 济源市粮油加工厂          | 450  | 2998  | 95                                | 3896                        | 1745  | 2163  | 2072                         | -112                                      |
| 济源市世纪纸业集团公司       | 300  | 6048  | 2130                              | 11127                       | 6960  | 4215  | 4499                         | 216                                       |
| 河南省济源市化肥厂         | 2237   | 8292  | 4754                              | 27030                       | 12549   | 13689   | 7121                         | 96  |
| 河南锦捷(集团)有限公司      | 1610   | 18001   | 3331                              | 14932                       | 7537  | 6955  | 12299                        | 1407                                      |
| 河南奔月集团公司          | 4004   | 33511   | 20132                             | 62896                       | 16240   | 14029   | 28780                        | 3091                                      |
| 河南济源钢铁公司          | 5130   | 68174   | 36791                             | 107543                      | 54841   | 42623   | 66261                        | 8362                                      |
| 河南豫光金铅集团有限责任公司    | 3251   | 65264   | 26913                             | 85893                       | 29989   | 34130   | 54615                        | 5250                                      |
| 河南兴华机械制造有限公司      | 3218   | 3918  | 8723                              | 22931                       | 10702   | 9898  | 3165                         | -535                                      |
| 河南中原特殊钢厂          | 3556   | 22881   | 31167                             | 63909                       | 36969   | 22898   | 23000                        | 1281                                      |
| 河南省济源银盾机电设备制造总公司  | 650  | 2407  | 1161                              | 4324                        | 1863  | 1788  | 1548                         | 191                                       |
| 河南省豫源电力(集团)有限责任公司 | 1308   | 17680   | 11822                             | 36301                       | 21409   | 3641  | 12146                        | 2216                                      |

## 主要统计指标解释

**工业** 指从事自然资源的开采,对采掘品和农产品进行加工和再加工的物质生产部门。具体包括:①对自然资源的开采,如采矿、晒盐、森林采伐等(但不包括禽兽捕猎和水产捕捞);②对农副产品的加工、再加工,如粮油加工、食品加工、轧花、缫丝、纺织、制革等;③对采掘品的加工、再加工,如炼铁、炼钢、轧钢、化工生产、石油加工、机器制造、木材加工等,以及电力、自来水、煤气的生产和供应等;④对工业品的修理、翻新,如机器设备的修理、交通运输工具(包括小卧车)的修理等。

**工业统计调查单位** 工业统计调查单位分为两类:独立核算法人工业企业和工业活动单位。

**独立核算法人工业企业** 是指从事工业生产经营活动的单位。独立核算法人工业企业应同时具备以下条件:①依法成立,有自己的名称、组织机构和场所,能够承担民事责任;②独立拥有和使用资产,承担责任,有权与其他单位签订合同;③独立核算盈亏,并能编制资产负债表。

**工业活动单位** 是指在一个场所从事一种或主要从事一种工业生产活动的经济单位。它包括独立核算工业企业按主营业务活动(即工业生产活动)划分的主营业务活动单位和非工业企业所属的工业生产活动单位(即原非独立核算工业生产单位)。工业活动单位,一般应同时具备以下三个条件:①具有一个场所,从事一种或主要从事一种工业活动;②单独组织工业生产、经营或业务活动;③单独核算收入和支出。

**村及村以下工业** 包括农村村办工业、农村合作经营工业、农村个体工业。

**轻工业** 指主要提供生活消费品和制作手工工具的工业,是为满足人们吃、穿、用需要的工业,按其所使用的原料不同,可分为两大类:①以农产品为原料的轻工业,是指直接或间接以农产品为基本原料的轻工业。主要包括食品制造、饮料制造、烟草加工、纺织、缝纫、皮革和毛皮制作、造纸以及印刷等工业;②以非农产品为原料的轻工业,是指以工业品为原料的轻工业。主要包括文教体育用品、化学药品制造、合成纤维制造、日用化学制品、日用玻璃制品、日用金属制品、手工工具制造、医疗器械制造、文化和办公用机械制造等工业。

**重工业** 是指为国民经济各部门提供物质技术基础的主要生产资料的工业。按其生产和产品用途,可以分为下列三类:①采掘(伐)工业,是指对自然资源的开采,包括石油开采、煤炭开采、金属矿开采、非金属矿开采和木材采伐等工业;②原材料工业,是指提供国民经济各部门使用的原料、动力和燃料的工业。包括金属冶炼及加工、炼焦及焦炭化学、化工原料、水泥、人造板及电力、石油和煤炭加工等工业;③加工工业,是指对原材料进行加工制造的工业。包括装备国民经济各部门的机械设备制造工业、金属结构、水泥制品等工业,以及为农业提供的生产资料和化肥、农药等工业。根据上述划分原则,修理业中修理作业对象是重工业的划为重工业,否则划为轻工业。

**大、中、小型企业** 大、中、小型企业的划分标准有下列两类:

①按企业产品的年生产能力划分。凡产品比较单一的行业,如电力、原煤、石油、钢铁、有色金属、硫酸、烧碱、纯碱、合成氨、汽车、拖拉机、水泥、平板玻璃、纺织、造纸、制糖、手表、缝纫机、自行车等均以产品生产能力作为划分大、中、小型的标准(生产多种产品的企业,以其主要产品的生产能力来划分)。

②按企业拥有的固定资产原价划分。凡产品种类繁多,难以按生产能力划分的,则以企业的固定资产原价作为划分大、中、小型的标准。

**工业总产值** 是以货币表现的工业企业在一定时期内生产的已出售或可供出售工业产总,它反映一定时间内工业生产的总规模和总水平。它包括:在本企业内不再进行加工,经检验、包装入库(规定不需包装的产品除外)的成品价值,对外加工费收入,自制半成品、在产品期末初差额价值。

工业总产值采用“工厂法”计算,即以工业企业作为一个整体,按企业工业生产活动的最终成果来计算,企业内部不允许重复计算,不能把企业内部各个车间(分厂)生产的成果相加。但在企业之间、行业之间、地区之间存在着重复计算。

1995年全国第三次工业普查对工业总产值的范围和计算方法做出了新规定。新规定与原规定的变化:一是对工业产值中凡自备原材料,不论其加工繁简程度如何,一律按全价计算总产值,凡来料加工,一律按加工费计算产值;二是自制半成品、在制品期末初差额价值的计算改变了生产周期六个月以上的原则,而以当期会计是否将其计入成本核算作为是否计入产值的依据;三是现价总产值按不含增值税的价格计算。1995年以后各年工业总产值均是按新规定计算的。

轻重工业总产值的划分也是按“工厂法”计算的,即一个工业企业在正常情况下生产的主要产品的性质属于轻工业,则该企业的全部总产值作为轻工业总产值;一个工业企业生产的主要产品的性质属于重工业,则该企业的全部总产值作为重工

业总产值。

**工业增加值** 是工业企业在报告期内以货币表现的工业生产活动的最终成果。工业增加值有两种计算方法，一是生产法，二是收入法。本《年鉴》所列的工业增加值按生产法计算。

**固定资产原价** 是指工业企业在建造、购置、安装、改建、扩建、技术改造某项固定资产时所支出的全部货币总额。它一般包括买价、包装费、运杂费和安装费等。

**固定资产净值** 是指固定资产原价减去历年已提折旧额后的净额。

**流动资产** 是指可以在一年或者超过一年的一个营业周期内变现或者耗用的资产，包括现金及各种存款、短期投资、应收以预付货款、存货等。

**利润和税金总额** 指企业利润总额、产品销售税金及附加和应交增值税之和。

**工业企业经济效益综合指数** 是衡量工业企业经济效益各方面在数量上总体水平的一种特殊相对数，是反映工业经济运行质量的总量指数。他以一组经济效益指标分别除以各项指标的全省标准值，乘以各自的权数，加总后除以总权数求得，经济效益指标选择以下七项：

1.总资产贡献率=(利润总额+税金总额+利息支出)/平均资产总额×100%

2.资本保值增值率=报告期末所有者权益/上年同期期末所有者权益×100%

3.资产负债率=负债总额/资产总额×100%

4.流动资产周转率(次)=产品销售收入/全部流动资产平均余额

5.成本费用利润率=报告期实现利润总额/报告期成本费用总额×100%

6.全员劳动生产率(元/人)=报告期工业增加值/报告期全部职工平均人数

7.工业产品销售率(%)=现价工业销售产值/现价工业总产值×100%

综合指数计算公式如下：

工业企业经济效益综合指数(%)= $\sum$ (某项经济效益指标报告期数值/该项指标全省标准值×权数)/总权数

全省标准值的确定是根据上述指标“七五”期间的年度数据加权平均计算的。权数是上述七项工业经济效益指标各自在综合经济效益中的重要程度，是根据专家权数法分别确立的。

## Explanatory Notes on Main Statistical Indicators

**Industry** refers to the material production sector which is engaged in extraction of natural resources and processing and reprocessing of minerals and agricultural products, including (1) extraction of natural resources, such as mining, salt production, logging (but not including hunting and fishing); (2) processing and reprocessing of farm and sideline produces, such as rice husking, flour milling, wine making, oil pressing, cotton ginning, silk reeling, spinning and weaving, and leather making; (3) manufacture of industrial products, such as steel making, iron smelting, chemicals manufacturing, petroleum processing, machine building, timber processing; water and gas production and electricity generation and supply; (4) repairing of industrial products such as the repairing of machinery and means of transport (including cars).

### Units of Industrial Statistics and Inquiry

They are classified into two categories (1) corporate industrial enterprises with independent accounting system (2) industrial establishments.

(1) Corporate industrial enterprises with independent accounting system refer to enterprises engaging in industrial production activities, which meet the following requirements: ① They are established legally, having their own names, organizations, location, able to take civil liability; ② They possess and use their assets independently, assume liabilities, and are entitled to sign contracts with other units; ③ They are financially independent and compile their own balance sheets.

(2) Industrial establishments refer to economic units which located in one single place and engaged entirely or primarily in one kind of industrial activity, including financially independent industrial enterprises and units engaged in industrial activities under the non industrial enterprises (or financially dependent). Industrial establishments generally meet the following requirements: ① They have each one location and are engaged in one kind of industrial activity each; ② They operate and manage their industrial production activities separately; ③ They have accounts of income and expenditures separately.

**Light Industry** refers to the industry that produces consumer goods and hand tools. It consists of two categories, depending on the materials used:

(1) Industries using farm products as raw materials. These are branches of light industry which directly or indirectly use farm products as basic raw materials, including the manufacture of food and beverages, tobacco processing, textile, clothing, fur and leather manufacturing, paper making, printing, etc.

(2) Industries using non farm products as raw materials. These are branches of light industry which use manufactured goods as raw materials, including the manufacture of cultural, educational articles and sports goods, chemicals, synthetic fiber, chemical products for daily use, glass products for daily use, metal products for daily use, hand tools, medical apparatus and instruments, and the manufacture of cultural and clerical machinery.

**Heavy Industry** refers to the industry which produces capital goods, and provides various sectors of the national economy with necessary material and technical basis. It consists of the following three branches according to the purpose of production or the use of products:

(1) Mining, quarrying and logging industry refers to the industry that extracts natural resources, including extraction of petroleum, coal, metal and nonmetal ores and logging.

(2) Raw materials industry refers to the industry that provides various sectors of the national economy with raw materials, fuels and power. It includes smelting and processing of metals, coking and coke chemistry, chemical materials and building materials such as cement, plywood, and power, petroleum refining and coal dressing.

(3) Manufacturing industry refers to the industry that processes raw materials. It includes machine-building industry which equips sectors of the national economy, industries of metal structure and cement products, industries producing means of agricultural production, such as chemical fertilizers and pesticides. According to the above principle of classification, the repairing trades which are engaged primarily in repairing products of heavy industry are classified into heavy industry while these engaged in repairing products of light industry are classified into light industry.

**Large, Medium, Small-sized Enterprises** There are two method of classification according to state unified standard.

Industrial enterprises, which produce unitary products, are classified according to production capacity, i.e. Electricity, coal, crude oil, steel, non-ferrous metals sulfuric acid, caustic soda ash, synthetic ammonia, power sets, motor vehicles, tractors watch, sewing machine, bicycle.

Industrial enterprises, which produce multi-products, are classified by original value of fixed assets.

**Gross Industrial Output Value** is the total volume of industrial products sold or available for sale in value terms which reflects the total achievements and overall scale of industrial production during a given period. It includes the value of the finished products, which are not to be further processed in the enterprises and have been inspected, packed and put in storage, the value of industrial services rendered to other units, and the changes in the value of the semi-finished products and products in process between the beginning and closing of the period. The gross industrial output value is calculated with "factory method". No double calculations are to be made within the same enterprise. However, double counting does occur among different enterprises.

Data of the gross industrial output value were adjusted in accordance with the 1995 industrial census. It includes the value of the finished products, the value of industrial services rendered to other units, and the changes in the value of the semifinished products and products in process between the beginning and closing of the period. The changes between the new regulation and the old regulation: the first, calculating output value as whole price for ready source materials by themselves, calculating output value as cost for processed with imported materials; the second, the changes producing circulation above six months for the value of the semifinished products and products in process between the beginning and closing of the period. calculating output value in accordance with financial accounting in current period; the third, output value of current price excluded value added tax. It is not comparable with the data before 1995.

Output value of light and heavy industries is also classified with the "factory "method. Under normal conditions, if the major products of an industrial enterprise belong to light industry products, the gross output value of that enterprise is classified wholly into light industry; the same principle applies to heavy industry.

**Value-added of Industry** refers to the final results of industrial production of the industrial trade in money terms during the reference period.

**Original Value of Fixed Assets** refers to the original value of all fixed assets owned by industrial enterprises, calculated at the cost paid at the time of purchase, installation, reconstruction, expansion, and technical innovation and transformation of the said assets, which includes expenses on purchase, package, transportation, and installation, etc.

**Net Value of Fixed Assets** is obtained by deducting depreciation over years from the original value of fixed assets.

**Working Capital (Circulating Assets)** refers to assets which can be cashed in or spent or consumed in an operating cycle of one year or over one year, which includes cash, various deposits, short term investment, and receivable payments, and advance payments, stock, etc.

Total Value of Profit and Tax(Pre-tax Profits) refer to the sum of the total profits, products sales tax and surcharges and the value added tax payable of industrial enterprises. It is also called pre-tax profits.



12-1 按登记注册类型分的建筑业生产情况 (2000年)

Indicators on Construction by Registration Status(2000)



| Item                 | Unit  | 合计                         |                      |                          |   |                         |             |
|----------------------|---|----------------------------|----------------------|--------------------------|---|-------------------------|-------------|
|                      |   | 内资企业<br>Domestic<br>Funded | 股份制企业<br>State-owned | 集体企业<br>Collective-owned | 港澳台<br>Funded by<br>Enterprises<br>from Hong<br>Kong, Macao<br>and Taiwan | 外商<br>Funded<br>Foreign | 其他<br>Other |
| 企业个数(个)              | Number of Enterprises(unit)                                     | 1983                       | 1976                 | 455                      | 1182  | 17                      | 10          |
| 从业人数(万人)             | Number of Persons Engaged(10 000 persons)                       | 79.90                      | 79.38                | 34.75                    | 33.77   | 0.46                    | 0.07        |
| 工程技术人员               | Engineering   | 12.75                      | 12.67                | 4.96                     | 5.89  | 0.07                    | 0.02        |
| 计薪劳动生产率的<br>平均人数(万人) | Staff and Workers Annual Average<br>(10 000 persons)            | 78.99                      | 78.48                | 34.73                    | 32.46   | 0.43                    | 0.08        |
| 建筑业总产值(亿元)           | Gross Output Value of Construction<br>(100 million yuan)        | 357.34                     | 353.44               | 211.16                   | 99.94   | 5.17                    | 0.73        |
| 建筑工程                 | Construction  | 294.35                     | 291.02               | 171.38                   | 85.32   | 0.65                    | 0.65        |
| 安装工程                 | Installation  | 54.63                      | 53.61                | 37.37                    | 10.89   | 0.95                    | 0.08        |
| 房屋构筑物修理              | Building Repair and Maintenance                                 | 4.79                       | 4.73                 | 0.45                     | 3.60  | 0.01                    | 0.00        |
| 非标准设备制造业             | Non-Standard Equipment Manufacture                              | 3.57                       | 3.53                 | 1.53                     | 0.23  | 1.54                    |             |
| 装饰装修                 | Building Decoration   | 6.00                       | 6.34                 | 2.30                     | 2.50  | 0.14                    | 0.12        |
| 建筑业增加值(亿元)           | Value Added of Construction                                     | 141.41                     | 141.44               | 41.91                    | 22.76   | 0.72                    | 0.14        |
| 建筑业竣工产值(亿元)          | Buildings Completed Output<br>(100 million)                     | 131.39                     | 129.92               | 129.00                   | 72.18   | 0.93                    | 0.54        |
| 全员劳动生产率              | Overall Labor Productivity                                      | 45237                      | 45036                | 60769                    | 30793   | 74117                   | 89435       |
| 按总产值计算(元/人)          | In Terms of Gross Output Value/year/person                      | 9534                       | 9463                 | 12061                    | 7013  | 16914                   | 17763       |
| 按增加值计算(元/人)          | In Terms of Value-added/year/person                             | 26974                      | 26805                | 12200                    | 10653   | 105                     | 64          |
| 单位工程竣工个数(个)          | Number of Projects Under Construction(unit)                     | 17829                      | 17720                | 7790                     | 7104  | 51                      | 51          |
| 本年新开工                | Beginning Projects This Year                                    | 14373                      | 14311                | 7471                     | 5298  | 60                      | 2           |
| 按招标投标个数              | Number of Enter a bid Contract                                  | 9472                       | 9436                 | 4634                     | 3604  | 15                      | 1           |
| 本年新开工                | Beginning Projects This Year                                    | 17223                      | 17103                | 7169                     | 7301  | 60                      | 36          |
| 单位工程竣工个数(个)          | Number of Projects Completed(unit)                              | 7146                       | 7144                 | 3901                     | 252   | 2                       |             |
| 优良工程个数               | High Quality  |                            |                      |                          |   |                         |             |
| 房屋建筑面积(万平方米)         | Floor Space of Buildings Under Construction<br>(10 000 sq.m)    | 5308.29                    | 5299.57              | 2156.56                  | 2413.25   | 1.51                    | 0.91        |
| 本年新开工                | Beginning Projects This Year                                    | 2775.47                    | 2773.77              | 1051.65                  | 1363.66   | 1.70                    |             |
| 按招标投标面积              | Floor Space of Enter a bid Contract                             | 3915.47                    | 3906.80              | 1745.04                  | 1376.34   | 7.75                    | 0.91        |
| 本年新开工                | Beginning Projects This Year                                    | 2206.75                    | 2203.12              | 925.48                   | 947.50  | 1.63                    |             |
| 房屋竣工面积(万平方米)         | Floor Space of Buildings Completed<br>(10 000 sq.m)             | 2628.33                    | 2624.78              | 908.75                   | 1219.59   | 4.54                    |             |
| 本年新开工                | Beginning Projects This Year                                    | 1191.04                    | 1190.61              | 493.25                   | 517.60  | 0.43                    |             |
| 房屋竣工率(%)             | Rate of Floor Space of Buildings Completed(%)                   | 49.5                       | 49.5                 | 42.1                     | 55.3  | 28.7                    |             |
| 工程质量优良率              | Rate of High Quality Projects                                   | 41.5                       | 41.8                 | 54.4                     | 35.6  | 3.1                     |             |
| 按单位工程个数计算(%)         | Calculated by Number of Projects(%)                             | 45.3                       | 45.4                 | 54.4                     | 38.2  | 9.4                     |             |
| 按房屋竣工面积计算(%)         | Calculated by Floor Space of Buildings<br>Completed(%)          |                            |                      |                          |   |                         |             |
| 施工工程招标投标             | Rate of Enter a bid Contract                                    | 54.8                       | 54.9                 | 63.7                     | 49.7  | 57.1                    | 3.1         |
| 按单位工程个数计算(%)         | Calculated by Number of Projects(%)                             |                            |                      |                          |   |                         |             |
| 按房屋竣工面积计算(%)         | Calculated by Floor Space of Buildings<br>Completed(%)          | 73.8                       | 73.7                 | 59.9                     | 65.3  | 99.2                    | 100.0       |
| 自有机械设备总台数(台)         | Number of Machinery and Equipment Owned(set)                    | 267182                     | 266405               | 125913                   | 114408  | 729                     | 708         |
| 自有机械设备总功率(万千瓦)       | Total Power of Machinery and Equipment<br>Owned(10 000 kw)      | 23840                      | 23677                | 11230                    | 9905  | 0.78                    | 1.05        |
| 施工机械                 | Construction Machinery  | 23753                      | 23689                | 14790                    | 7505  | 0.73                    | 0.99        |
| 自有机械设备净值(亿元)         | Net Value of Machinery and Equipment<br>Owned(100 million yuan) | 11.76                      | 11.70                | 26.50                    | 10.54   | 0.02                    | 0.07        |
| 技术装备率(元/人)           | Value of Machinery Per Laborer(yuan/person)                     | 1480                       | 1470                 | 763                      | 312   | 154                     | 10396       |
| 动力装备率(kw/人)          | Power of Machinery per Laborer(kw/person)                       | 4.36                       | 4.35                 | 3.35                     | 2.94  | 1.75                    | 14.69       |
| 年末拖欠工程款(亿元)          | Year-end Projects Arrears(100 million yuan)                     | 10.10                      | 10.08                | 4.50                     | 5.58  | 0.06                    | 0.17        |
| 竣工欠款                 | Completed Arrears   | 14.12                      | 14.08                | 6.50                     | 7.58  | 0.04                    | 0.11        |

# 建筑业 Construction





**编 辑：**孔令惠

*Editor:* Kong Linghui

**英文翻译：**罗勤礼

*English translator:* Luo Qinli

## 12-1 按登记注册类型分的建筑业生产情况 (2000年)

### Main Indicators on Construction by Registration Status(2000)

| 指 标                   | Item  | 合 计     |                                |                        |                             |   |                                 |
|-----------------------|---|---------|--------------------------------|------------------------|-----------------------------|---|---------------------------------|
|                       |   | Total   | 内资<br>企业<br>Domestic<br>Funded | #国有<br>State-<br>owned | #集体<br>Collecti-<br>veowned | 港 澳 台<br>投资企业<br>Funded by<br>Entrepreneurs<br>from Hong<br>Kong, Macao<br>and Taiwan | 外商投<br>资企业<br>Foreign<br>Funded |
| 企业个数 (个)              | Number of Enterprises(unit)   | 1983    | 1956                           | 455                    | 1182                        | 17  | 10                              |
| 从业人员 (万人)             | Number of Persons Engaged(10 000 persons)                             | 79.90   | 79.38                          | 34.75                  | 33.77                       | 0.44  | 0.07                            |
| # 工程技术人员              | Engineering   | 12.76   | 12.67                          | 4.96                   | 5.89                        | 0.07  | 0.02                            |
| 计算劳动生产率的<br>平均人数 (万人) | Staff and Workers Annual Average<br>(10 000 persons)                  | 78.99   | 78.48                          | 34.75                  | 32.46                       | 0.43  | 0.08                            |
| 建筑业总产值 (亿元)           | Gross Output Value of Construction<br>(100 million yuan)              | 357.34  | 353.44                         | 211.16                 | 99.94                       | 3.17  | 0.73                            |
| # 建筑工程                | Construction  | 294.35  | 293.02                         | 171.38                 | 85.22                       | 0.68  | 0.65                            |
| 安装工程                  | Installation  | 54.63   | 53.61                          | 37.37                  | 10.89                       | 0.95  | 0.08                            |
| 房屋构筑物修理               | Building Repair and Maintenance                                       | 4.79    | 4.78                           | 0.89                   | 3.60                        | 0.01  | 0.00                            |
| 非标准设备制造               | Non-Standard Equipment Manufactured                                   | 3.57    | 2.03                           | 1.53                   | 0.23                        | 1.54  |                                 |
| # 装修装饰                | Building Decoration   | 6.60    | 6.34                           | 2.30                   | 2.50                        | 0.14  | 0.12                            |
| 建筑业增加值 (亿元)           | Value Added of Construction(100 million yuan)                         | 75.31   | 74.44                          | 41.91                  | 22.76                       | 0.72  | 0.14                            |
| 建筑业竣工产值 (亿元)          | Buildings Completed Output Value of<br>Construction(100 million yuan) | 231.39  | 229.92                         | 129.00                 | 72.18                       | 0.93  | 0.54                            |
| 全员劳动生产率               | Overall Labor Productivity  |         |                                |                        |                             |   |                                 |
| 按总产值计算 (元/人)          | In Terms of Gross Output Value(yuan/person)                           | 45237   | 45034                          | 60769                  | 30793                       | 74117   | 89435                           |
| 按增加值计算 (元/人)          | In Terms of Value-added(yuan/person)                                  | 9534    | 9485                           | 12061                  | 7013                        | 16914   | 17705                           |
| 单位工程施工个数 (个)          | Number of Projects Under Construction(unit)                           | 26974   | 26805                          | 12200                  | 10653                       | 105   | 64                              |
| # 本年新开工               | Beginning Projects This Year  | 17829   | 17720                          | 7790                   | 7104                        | 51  | 58                              |
| # 投标承包个数              | Number of Enter a did Contract  | 14773   | 14711                          | 7471                   | 5298                        | 60  | 2                               |
| # 本年新开工               | Beginning Projects This Year  | 9472    | 9456                           | 4624                   | 3604                        | 15  | 1                               |
| 单位工程竣工个数 (个)          | Number of Projects Completed(unit)                                    | 17223   | 17103                          | 7169                   | 7201                        | 64  | 56                              |
| # 优良工程个数              | High Quality  | 7146    | 7144                           | 3901                   | 2521                        | 2   |                                 |
| 房屋建筑施工面积<br>(万平方米)    | Floor Space of Buildings Under Construction<br>(10 000 sp.m)          | 5308.29 | 5299.57                        | 2156.56                | 2415.25                     | 7.81  | 0.91                            |
| # 本年新开工               | Beginning Projects This Year  | 2775.47 | 2773.77                        | 1051.65                | 1362.86                     | 1.70  |                                 |
| # 投标承包面积              | Floor Space of Enter a bid Contract                                   | 3915.47 | 3906.80                        | 1745.04                | 1578.14                     | 7.75  | 0.91                            |
| # 本年新开工               | Beginning Projects This Year  | 2206.75 | 2205.12                        | 935.48                 | 967.50                      | 1.63  |                                 |
| 房屋建筑竣工面积<br>(万平方米)    | Floor Space of Buildings Completed<br>(10 000 sp.m)                   | 2629.33 | 2624.78                        | 908.75                 | 1339.59                     | 4.54  |                                 |
| # 优良工程                | High Quality  | 1191.04 | 1190.61                        | 493.95                 | 517.60                      | 0.43  |                                 |
| 房屋竣工率 (%)             | Rate of Floor Space of Buildings Completed(%)                         | 49.5    | 49.5                           | 42.1                   | 55.5                        | 58.1  |                                 |
| 工程质量优良品率              | Rate of High Quality Projects   |         |                                |                        |                             |   |                                 |
| 按单位工程个数计算 (%)         | Calculated by Number of Projects(%)                                   | 41.5    | 41.8                           | 54.4                   | 35.0                        | 3.1   |                                 |
| 按房屋竣工面积计算 (%)         | Calculated by Floor Space of Buildings<br>Completed(%)                | 45.3    | 45.4                           | 54.4                   | 38.6                        | 9.4   |                                 |
| 施工工程招投标承包面            | Rate of Enter a bid Contract  |         |                                |                        |                             |   |                                 |
| 按单位工程个数计算 (%)         | Calculated by Number of Projects(%)                                   | 54.8    | 54.9                           | 61.2                   | 49.7                        | 57.1  | 3.1                             |
| 按房屋施工面积计算 (%)         | Calculated by Floor Space of Buildings<br>Completed(%)                | 73.8    | 73.7                           | 80.9                   | 65.3                        | 99.2  | 100.0                           |
| 自有机械设备总台数 (台)         | Number of Machinery and Equipment Owned(set)                          | 267102  | 265665                         | 115915                 | 114408                      | 729   | 708                             |
| 自有机械设备总功率<br>(万千瓦)    | Total Power of Machinery and Equipment<br>Owned(10 000 kw)            | 350.00  | 348.17                         | 212.30                 | 99.95                       | 0.78  | 1.05                            |
| # 施工机械                | Construction Machinery  | 251.51  | 249.89                         | 147.90                 | 75.93                       | 0.73  | 0.89                            |
| 自有机械设备净值 (亿元)         | Net Value of Machinery and Equipment<br>Owned(100 million yuan)       | 42.36   | 42.20                          | 26.50                  | 10.56                       | 0.08  | 0.07                            |
| 技术装备率 (元/人)           | Valve of Machinery Per Laborer(yuan/person)                           | 5302    | 5317                           | 7627                   | 3126                        | 1834  | 10396                           |
| 动力装备率 (千瓦/人)          | Power of Machinery per Laborer(kw/person)                             | 4.38    | 4.39                           | 6.11                   | 2.96                        | 1.75  | 14.69                           |
| 年末拖欠工程款 (亿元)          | Year-end Projects Arrearage(100 million yuan)                         | 60.10   | 59.87                          | 43.28                  | 10.28                       | 0.06  | 0.17                            |
| # 竣工欠款                | Completed Arrearage   | 34.48   | 34.30                          | 24.59                  | 6.24                        | 0.06  | 0.12                            |

注:本表统计范围为资质等级四级及四级以上的独立核算建筑业企业(下同)。

a)The statistical coverage of data in this table included the fourth and higher grade construction enterprises with independent accounting system (so did follows).

## 12-2 按国民经济行业分的建筑业生产情况 (2000年)

| 指 标               | Item   | 合 计     | 土木工程<br>建筑业               |
|-------------------|--|---------|---------------------------|
|                   |  | Total   | Civil<br>Engine-<br>ering |
| 企业个数 (个)          | Number of Enterprises(unit)  | 1983    | 1709                      |
| 从业人员 (万人)         | Number of Persons Engaged(10 000 persons)                              | 79.90   | 73.18                     |
| # 工程技术人员          | Engineering  | 12.76   | 11.58                     |
| 计算劳动生产率的平均人数 (万人) | Staff and Workers Annual Average(10 000 persons)                       | 78.99   | 71.80                     |
| 建筑业总产值 (亿元)       | Gross Output Value of Construction(100 million yuan)                   | 357.34  | 306.30                    |
| # 建筑工程            | Construction   | 294.35  | 285.38                    |
| 安装工程              | Installation   | 54.63   | 15.68                     |
| 房屋构筑物修理           | Building Repair and Maintenance  | 4.79    | 4.64                      |
| 非标准设备制造           | Non-Standard Equipment Manufactured                                    | 3.57    | 0.59                      |
| # 装修装饰            | Building Decoration  | 6.60    | 4.97                      |
| 建筑业增加值 (亿元)       | Value Added of Construction(100 million yuan)                          | 75.31   | 63.05                     |
| 建筑业竣工产值 (亿元)      | Buildings Completed Output Value of Construction<br>(100 million yuan) | 231.39  | 195.00                    |
| 全员劳动生产率           | Overall Labor Productivity   |         |                           |
| 按总产值计算 (元/人)      | In Terms of Gross Output Value(yuan/person)                            | 45237   | 42663                     |
| 按增加值计算 (元/人)      | In Terms of Value-added(yuan/person)                                   | 9534    | 8782                      |
| 单位工程施工个数 (个)      | Number of Projects Under Construction(unit)                            | 26974   | 20888                     |
| # 本年新开工           | Beginning Projects This Year   | 17829   | 13258                     |
| # 投标承包个数          | Number of Enter a did Contract   | 14773   | 12793                     |
| # 本年新开工           | Beginning Projects This Year   | 9472    | 8182                      |
| 单位工程竣工个数 (个)      | Number of Projects Completed(unit)                                     | 17223   | 12683                     |
| # 优良工程个数          | High Quality   | 7146    | 4905                      |
| 房屋建筑施工面积 (万平方米)   | Floor Space of Buildings Under Construction (10 000 sp.m)              | 5308.29 | 5239.04                   |
| # 本年新开工           | Beginning Projects This Year   | 2775.47 | 2735.92                   |
| # 投标承包面积          | Floor Space of Enter a bid Contract                                    | 3915.47 | 3870.20                   |
| # 本年新开工           | Beginning Projects This Year   | 2206.75 | 2180.62                   |
| 房屋建筑竣工面积 (万平方米)   | Floor Space of Buildings Completed(10 000 sp.m)                        | 2629.33 | 2598.02                   |
| # 优良工程            | High Quality   | 1191.04 | 1179.65                   |
| 房屋竣工率 (%)         | Rate of Floor Space of Buildings Completed(%)                          | 49.5    | 49.6                      |
| 工程质量优良品率          | Rate of High Quality Projects  |         |                           |
| 按单位工程个数计算 (%)     | Calculated by Number of Projects(%)                                    | 41.5    | 38.7                      |
| 按房屋竣工面积计算 (%)     | Calculated by Floor Space of Buildings Completed(%)                    | 45.3    | 45.4                      |
| 施工工程招投标承包面        | Rate of Enter a bid Contract   |         |                           |
| 按单位工程个数计算 (%)     | Calculated by Number of Projects(%)                                    | 54.8    | 61.2                      |
| 按房屋施工面积计算 (%)     | Calculated by Floor Space of Buildings Completed(%)                    | 73.8    | 73.9                      |
| 自有机械设备总台数 (台)     | Number of Machinery and Equipment Owned(set)                           | 267102  | 239859                    |
| 自有机械设备总功率 (万千瓦)   | Total Power of Machinery and Equipment Owned(10 000 kw)                | 350.00  | 307.33                    |
| # 施工机械            | Construction Machinery   | 251.51  | 220.86                    |
| 自有机械设备净值 (亿元)     | Net Value of Machinery and Equipment Owned(100 million yuan)           | 42.36   | 37.00                     |
| 技术装备率 (元/人)       | Valve of Machinery Per Laborer(yuan/person)                            | 5302    | 5057                      |
| 动力装备率 (千瓦/人)      | Power of Machinery per Laborer(kw/person)                              | 4.38    | 4.20                      |
| 年末拖欠工程款 (亿元)      | Year-end Projects Arrearage(100 million yuan)                          | 60.10   | 50.94                     |
| # 竣工欠款            | Completed Arrearage  | 34.48   | 28.78                     |

## Main Indicators on Construction by Economic Sector(2000)

| #房屋<br>Building | #矿山<br>Mines | #铁路、公路<br>隧道、桥梁<br>Railways, High-<br>ways, Tunnels,<br>and Bridges | 线路管道<br>设备安装业<br>Lines,<br>Pipes and<br>Equipment<br>Installation | #设备<br>安装业<br>Equipment<br>Installat-<br>ion | 装修<br>装饰业<br>Building<br>Decoration |
|-----------------|--------------|---|---|--|-------------------------------------|
| 1501            | 7            | 96  | 158   | 70   | 116                                 |
| 62.29           | 0.45         | 7.14  | 5.63  | 2.99   | 1.09                                |
| 10.03           | 0.06         | 0.88  | 0.97  | 0.53   | 0.21                                |
| 61.24           | 0.43         | 7.06  | 6.11  | 3.16   | 1.09                                |
| 218.89          | 1.98         | 68.40   | 47.29   | 20.90  | 3.75                                |
| 199.95          | 1.68         | 67.88   | 6.93  | 2.81   | 2.03                                |
| 14.09           | 0.30         | 0.34  | 37.27   | 17.02  | 1.68                                |
| 4.47            | 0.00         | 0.00  | 0.11  | 0.10   | 0.04                                |
| 0.39            |              | 0.18  | 2.98  | 0.97   | 0.00                                |
| 4.59            | 0.00         | 0.20  | 0.05  | 0.02   | 1.58                                |
| 47.64           | 0.16         | 11.34   | 11.40   | 5.74   | 0.86                                |
| 148.94          | 0.78         | 34.10   | 33.36   | 12.12  | 3.04                                |
| 35742           | 45792        | 96850   | 77374   | 66118  | 34563                               |
| 7779            | 3773         | 16063   | 18651   | 18164  | 7911                                |
| 16953           | 243          | 2338  | 6075  | 2163   | 11                                  |
| 10486           | 144          | 1560  | 4564  | 1573   | 7                                   |
| 10556           | 143          | 1678  | 1980  | 1017   |                                     |
| 6628            | 122          | 1190  | 1290  | 580  |                                     |
| 10168           | 101          | 1398  | 4535  | 1488   | 5                                   |
| 3628            | 4            | 906   | 2238  | 801  | 3                                   |
| 5104.13         | 13.06        | 44.29   | 63.04   | 42.03  | 6.22                                |
| 2663.53         | 6.35         | 17.79   | 36.63   | 26.20  | 2.92                                |
| 3806.06         | 9.36         | 20.75   | 45.27   | 27.61  |                                     |
| 2141.11         | 5.55         | 14.01   | 26.13   | 17.51  |                                     |
| 2537.43         | 5.91         | 20.74   | 28.91   | 19.75  | 2.39                                |
| 1150.62         | 2.28         | 18.54   | 10.38   | 7.16   | 1.01                                |
| 49.7            | 45.3         | 46.8  | 45.9  | 47.0   | 38.5                                |
| 35.7            | 4.0          | 64.8  | 49.3  | 53.8   | 60.0                                |
| 45.3            | 38.5         | 89.4  | 35.9  | 36.3   | 42.2                                |
| 62.3            | 58.8         | 71.8  | 32.6  | 47.0   |                                     |
| 74.6            | 71.7         | 46.9  | 71.8  | 65.7   |                                     |
| 204410          | 1521         | 17932   | 22973   | 15463  | 4270                                |
| 205.67          | 3.48         | 62.86   | 38.05   | 20.21  | 4.62                                |
| 148.09          | 2.12         | 47.49   | 26.61   | 14.80  | 4.04                                |
| 23.02           | 0.59         | 9.53  | 4.96  | 3.01   | 0.40                                |
| 3695            | 13163        | 13361   | 8807  | 10068  | 3654                                |
| 3.30            | 7.78         | 8.81  | 6.76  | 6.75   | 4.25                                |
| 38.73           | 0.62         | 8.04  | 8.78  | 4.29   | 0.39                                |
| 22.29           | 0.15         | 3.90  | 5.39  | 2.38   | 0.31                                |

## 12-3 按登记注册类型分的建筑业主要经济指标 (2000年)

## Main Economic Indicators on Construction by Registration Status(2000)

单位: 万元

(10 000 yuan)

| 指 标              | Item   | 合 计        |                            |                        |                             |   |                                 |
|------------------|--|------------|----------------------------|------------------------|-----------------------------|---|---------------------------------|
|                  |  | Total      | 内资企业<br>Domestic<br>Funded | #国有<br>State-<br>owned | #集体<br>Collective-<br>owned | 港 澳 台<br>投资企业<br>Funded by<br>Entrepreneurs<br>from Hong<br>Kong, Macao<br>and Taiwan | 外商投<br>资企业<br>Foreign<br>Funded |
| <b>年末资产负债</b>    | <b>Year-end Assets and Liabilities</b>             |            |                            |                        |                             |   |                                 |
| 资产总计             | Total Assets                                       | 3565302.3  | 3504165.0                  | 2278333.7              | 811627.4                    | 49612.4   | 11524.9                         |
| 流动资产合计           | Total Circulating Funds                            | 2345032.7  | 2293432.2                  | 1530444.9              | 505196.1                    | 41791.4   | 9809.1                          |
| # 存货             | Stock  | 660816.4   | 651118.7                   | 337177.2               | 215882.9                    | 7791.1  | 1906.6                          |
| # 在建工程           | Under Construction Project                         | 352740.8   | 350412.0                   | 167164.3               | 121006.8                    | 691.9   | 1636.9                          |
| 固定资产合计           | Total Fixed Assets                                 | 982898.7   | 974742.5                   | 590763.8               | 263354.4                    | 6700.5  | 1455.7                          |
| 固定资产原价           | Original Value of Fixed Assets                     | 1346872.6  | 1333519.0                  | 851908.2               | 329353.6                    | 10586.5   | 2767.1                          |
| # 生产经营用          | Used by Production                                 | 973633.2   | 961660.6                   | 600117.6               | 251771.3                    | 10128.1   | 1844.5                          |
| 累计折旧             | Total Depreciation Drawn Accumulated               | 419624.0   | 414312.0                   | 294859.0               | 83100.3                     | 4000.6  | 1311.4                          |
| # 本年折旧           | Draw Depreciation This Year                        | 69578.4    | 68120.2                    | 46198.3                | 15389.5                     | 783.3   | 674.9                           |
| 专项工程资产合计         | Total Special Projects Assets                      | 42850.2    | 42209.3                    | 28219.1                | 6299.4                      | 482.9   | 158.0                           |
| 无形及递延资产合计        | Total Intangible and Deferred Assets               | 119826.0   | 119501.6                   | 89158.5                | 16849.4                     | 295.7   | 28.7                            |
| # 无形资产           | Intangible Assets                                  | 109132.9   | 108999.4                   | 84142.8                | 13664.2                     | 132.1   | 1.4                             |
| 负债合计             | Total Liabilities                                  | 2376656.0  | 2326874.9                  | 1648755.7              | 448406.5                    | 41186.0   | 8595.1                          |
| 流动负债             | Liquid Liabilities                                 | 2265558.3  | 2217683.9                  | 1584987.9              | 412758.3                    | 39283.9   | 8590.5                          |
| 长期负债             | Long-term Liabilities                              | 111097.7   | 109191.0                   | 63767.8                | 35648.2                     | 1902.1  | 4.6                             |
| 所有者权益合计          | Total Creditors Equity                             | 1188646.3  | 1177290.1                  | 629578.0               | 363220.9                    | 8426.4  | 2929.8                          |
| # 实收资本           | Capitals Hold                                      | 913178.0   | 903508.1                   | 461654.6               | 291241.1                    | 5707.8  | 3962.1                          |
| # 国家             | State  | 382364.0   | 381980.9                   | 347441.7               | 2161.1                      | 275.7   | 107.4                           |
| # 集体             | Collective owned                                   | 227130.4   | 225775.6                   |                        | 207193.4                    | 327.3   | 1027.5                          |
| # 法人             | Institutional Units                                | 254077.7   | 251018.0                   | 114212.9               | 81382.6                     | 2758.7  | 301.0                           |
| <b>损益及分配</b>     | <b>Loss-profit and Allocation</b>                  |            |                            |                        |                             |   |                                 |
| 工程结算收入           | Revenue of Project Settlement Accounts             | 3202805.2  | 3167899.0                  | 1980843.1              | 835385.1                    | 29339.5   | 5566.7                          |
| 工程结算成本           | Costs of Project Settlement Accounts               | 2808386.7  | 2780023.2                  | 1751360.6              | 721497.5                    | 24087.0   | 4276.5                          |
| 工程结算税金及附加        | Taxes and Extra Charges on Project Settle Accounts | 109534.0   | 108556.3                   | 64947.3                | 31652.6                     | 805.2   | 172.5                           |
| 工程结算利润           | Profits of Project Settlement Accounts             | 284884.5   | 279319.5                   | 164535.2               | 82235.0                     | 4447.3  | 1117.7                          |
| 其他业务收入           | Other Revenue from Business                        | 82197.8    | 81681.0                    | 67517.2                | 9719.7                      | 509.1   | 7.7                             |
| # 其他业务利润         | Other Profit from Business                         | 17287.5    | 17121.6                    | 13700.2                | 2734.4                      | 157.2   | 8.7                             |
| 管理费用             | Management Fee                                     | 247551.6   | 242925.2                   | 174063.8               | 47438.4                     | 3738.1  | 888.3                           |
| # 税金             | Taxes  | 8077.1     | 8071.5                     | 3424.2                 | 3888.8                      | 3.6   | 2.0                             |
| 财产保险费            | Premium of Property                                | 1217.3     | 1193.2                     | 794.1                  | 297.8                       | 9.0   | 15.1                            |
| 劳动待业保险费          | Labor and Unemployment Insurance                   | 51083.1    | 51003.8                    | 42135.2                | 5349.5                      | 24.1  | 55.2                            |
| 财务费用             | Financial Expenses                                 | 24439.2    | 23712.5                    | 11343.4                | 8515.5                      | 542.1   | 184.6                           |
| # 利息支出           | Expenses of Interest                               | 15501.2    | 14827.3                    | 8732.3                 | 3997.9                      | 494.1   | 179.8                           |
| 营业利润             | Profits of Business                                | 30181.2    | 29803.4                    | -7171.8                | 29015.5                     | 324.3   | 53.5                            |
| 利润总额             | Total Profits                                      | 30936.2    | 30189.9                    | -6038.9                | 29152.9                     | 214.7   | 531.6                           |
| # 应交所得税          | Payable Income Taxes                               | 12369.1    | 12049.5                    | 5339.1                 | 4574.5                      | 313.1   | 6.5                             |
| 应付利润             | Payable Profits                                    | 7944.6     | 7944.6                     | 2225.7                 | 4241.1                      |   |                                 |
| 利税总额             | Total Pre-Tax Profits                              | 148547.3   | 146817.7                   | 62332.6                | 64694.3                     | 1023.5  | 706.1                           |
| <b>工资、福利费</b>    | <b>Wages, Welfare</b>                              |            |                            |                        |                             |   |                                 |
| 本年应付工资总额         | Payable Total Wages This Year                      | 473363.1   | 468158.9                   | 262840.9               | 142632.6                    | 4724.1  | 480.1                           |
| 本年应付福利费总额        | Payable Total Welfare This Year                    | 47306.3    | 46695.0                    | 30606.3                | 10029.5                     | 596.9   | 14.4                            |
| <b>亏损企业个数(个)</b> | <b>Number of Loss-Making Enterprises(unit)</b>     | <b>496</b> | <b>476</b>                 | <b>135</b>             | <b>243</b>                  | <b>12</b>   | <b>8</b>                        |

## 12-4 按国民经济行业分的建筑业主要经济指标(2000年)

### Main Economic Indicators on Construction by Economic Sector(2000)

单位: 万元

(10 000 yuan)

| 指 标           | Item   | 合 计<br>Total | 土木工程                        |                 |               |
|---------------|--|--------------|-----------------------------|-----------------|---------------|
|               |  |              | 建筑业<br>Civil<br>Engineering | #房屋<br>Building | #矿 山<br>Mines |
| <b>年末资产负债</b> | <b>Year-end Assets and Liabilities</b>                 |              |                             |                 |               |
| 资产总计          | Total Assets   | 3565302.3    | 3001927.0                   | 2050999.1       | 43703.4       |
| 流动资产合计        | Total Circulating Funds                                | 2345032.7    | 1942613.3                   | 1307845.5       | 18898.0       |
| # 存货          | Stock  | 660816.4     | 580142.9                    | 410118.5        | 2049.6        |
| # 在建工程        | Under Construction Project                             | 352740.8     | 328518.5                    | 234153.5        | 361.9         |
| 固定资产合计        | Total Fixed Assets                                     | 982898.7     | 849113.2                    | 572978.9        | 17436.5       |
| 固定资产原价        | Original Value of Fixed Assets                         | 1346872.6    | 1123968.2                   | 738846.5        | 16393.6       |
| # 生产经营用       | Used by Production                                     | 973633.2     | 799008.6                    | 513049.0        | 5923.5        |
| 累计折旧          | Total Depreciation Drawn Accumulated                   | 419624.0     | 316298.5                    | 188154.1        | 3897.3        |
| # 本年折旧        | Draw Depreciation This Year                            | 69578.4      | 56110.7                     | 31661.0         | 597.4         |
| 专项工程资产合计      | Total Special Projects Assets                          | 42850.2      | 36954.6                     | 23867.8         | 1067.4        |
| 无形及递延资产合计     | Total Intangible and Deferred Assets                   | 119826.0     | 116651.3                    | 103304.0        | 6093.2        |
| # 无形资产        | Intangible Assets                                      | 109132.9     | 107386.1                    | 96769.8         | 5946.0        |
| 负债合计          | Total Liabilities                                      | 2376656.0    | 1996177.6                   | 1291447.7       | 30480.5       |
| 流动负债          | Liquid Liabilities                                     | 2265558.3    | 1882028.6                   | 1210044.2       | 21996.5       |
| 长期负债          | Long-term Liabilities                                  | 111097.7     | 114149.0                    | 81403.5         | 8484.0        |
| 所有者权益合计       | Total Creditors Equity                                 | 1188646.3    | 1005749.4                   | 759551.4        | 13222.9       |
| # 实收资本        | Capitals Hold  | 913178.0     | 784628.6                    | 587381.4        | 11776.9       |
| # 国家          | State  | 382364.0     | 332116.9                    | 187995.9        | 11661.4       |
| 集体            | Collective owned                                       | 227130.4     | 216679.7                    | 198810.0        | 90.0          |
| 法人            | Institutional Units                                    | 254077.7     | 198592.6                    | 166090.9        | 25.5          |
| <b>损益及分配</b>  | <b>Loss-profit and Allocation</b>                      |              |                             |                 |               |
| 工程结算收入        | Revenue of Project Settlement Accounts                 | 3202805.2    | 2680705.0                   | 1870290.2       | 19225.5       |
| 工程结算成本        | Costs of Project Settlement Accounts                   | 2808386.7    | 2372600.0                   | 1646853.6       | 18966.6       |
| 工程结算税金及附加     | Taxes and Extra Charges on Project Settlement Accounts | 109534.0     | 95241.5                     | 72783.9         | 353.3         |
| 工程结算利润        | Profits of Project Settlement Accounts                 | 284884.5     | 212863.5                    | 150652.7        | -94.4         |
| 其他业务收入        | Other Revenue from Business                            | 82197.8      | 74220.1                     | 35006.5         | 951.7         |
| # 其他业务利润      | Other Profit from Business                             | 17287.5      | 14938.3                     | 5881.4          | 155.5         |
| 管理费用          | Management Fee   | 247551.6     | 185617.0                    | 118336.8        | 2340.0        |
| # 税金          | Taxes  | 8077.1       | 7390.3                      | 5994.9          | 18.2          |
| 财产保险费         | Premium of Property                                    | 1217.3       | 924.2                       | 515.1           |               |
| 劳动待业保险费       | Labor and Unemployment Insurance                       | 51083.1      | 36512.4                     | 23490.2         | 349.4         |
| 财务费用          | Financial Expenses                                     | 24439.2      | 22154.3                     | 17574.1         | 192.8         |
| # 利息支出        | Expenses of Interest                                   | 15501.2      | 13496.8                     | 10113.1         | 162.4         |
| 营业利润          | Profits of Business                                    | 30181.2      | 20030.5                     | 20623.2         | -2471.7       |
| 利润总额          | Total Profits  | 30936.2      | 25763.3                     | 20939.9         | -2310.5       |
| # 应交所得税       | Payable Income Taxes                                   | 12369.1      | 9378.4                      | 7683.7          | 0.5           |
| 应付利润          | Payable Profits  | 7944.6       | 6825.4                      | 6018.5          | 0.9           |
| 利税总额          | Total Pre-Tax Profits                                  | 148547.3     | 128395.1                    | 99718.7         | -1939.0       |
| <b>工资、福利费</b> | <b>Wages, Welfare</b>                                  |              |                             |                 |               |
| 本年应付工资总额      | Payable Total Wages This Year                          | 473363.1     | 407236.8                    | 317946.4        | 2772.7        |
| 本年应付福利费总额     | Payable Total Welfare This Year                        | 47306.3      | 39406.2                     | 27761.5         | 242.8         |
| 亏损企业个数(个)     | Number of Loss-Making Enterprises(unit)                | 496          | 392                         | 339             | 3             |

12-4 续表1 continued

单位: 万元

(10 000 yuan)

| 指 标              | Item  | 线路管道<br>设备安装业   |  |  | 装修<br>装饰业<br><br>Building<br>Decoration |
|------------------|---|---|--|--|---|
|                  |   | #铁路、公路<br>隧道、桥梁<br>Railways,High-<br>ways,Tunnels,<br>and Bridges | Lines,<br>Pipes and<br>Equipment<br>Installation | #设备<br>安装业<br>Equipment<br>Installa-<br>tion |   |
| <b>年末资产负债</b>    | <b>Year-end Assets and Liabilities</b>                |   |  |  |   |
| 资产总计             | Total Assets  | 666362.9  | 508026.4   | 284012.7                                     | 55348.9                                 |
| 流动资产合计           | Total Circulating Funds                               | 462187.8  | 368996.7   | 207678.1                                     | 33422.7                                 |
| #存货              | Stock   | 112650.0  | 69663.5  | 38247.2                                      | 11010.0                                 |
| #在建工程            | Under Construction Project                            | 59331.2   | 18535.5  | 10438.2                                      | 5686.8                                  |
| 固定资产合计           | Total Fixed Assets                                    | 182074.6  | 119333.5   | 65845.8                                      | 14452.0                                 |
| 固定资产原价           | Original Value of Fixed Assets                        | 257610.1  | 204281.8   | 107149.4                                     | 18622.6                                 |
| #生产经营用           | Used by Production                                    | 205277.1  | 160774.7   | 84231.1                                      | 13849.9                                 |
| 累计折旧             | Total Depreciation Drawn Accumulated                  | 85936.2   | 99016.9  | 54186.4                                      | 4308.6                                  |
| #本年折旧            | Draw Depreciation This Year                           | 16852.1   | 12800.6  | 6516.8                                       | 667.1                                   |
| 专项工程资产合计         | Total Special Projects Assets                         | 7683.4  | 3219.1   | 1976.1                                       | 2676.5                                  |
| 无形及递延资产合计        | Total Intangible and Deferred Assets                  | 4904.1  | 2876.0   | 1586.4                                       | 298.7                                   |
| #无形资产            | Intangible Assets                                     | 3649.4  | 1695.1   | 634.6  | 51.7                                    |
| 负债合计             | Total Liabilities                                     | 509754.3  | 351184.3   | 188846.7                                     | 29294.1                                 |
| 流动负债             | Liquid Liabilities                                    | 492705.5  | 355270.2   | 199377.1                                     | 28259.5                                 |
| 长期负债             | Long-term Liabilities                                 | 17048.8   | -4085.9  | -10530.4                                     | 1034.6                                  |
| 所有者权益合计          | Total Creditors Equity                                | 156608.6  | 156842.1   | 95166.0                                      | 26054.8                                 |
| #实收资本            | Capitals Hold   | 124888.8  | 105151.2   | 60203.8                                      | 23398.2                                 |
| #国家              | State   | 89132.5   | 46115.3  | 29797.8                                      | 4131.8                                  |
| 集体               | Collective owned                                      | 11664.0   | 9631.9   | 5284.2                                       | 818.8                                   |
| 法人               | Institutional Units                                   | 22556.3   | 43998.9  | 22924.2                                      | 11486.2                                 |
| <b>损益及分配</b>     | <b>Loss-profit and Allocation</b>                     |   |  |  |   |
| 工程结算收入           | Revenue of Project Settlement Accounts                | 662541.9  | 479524.5   | 248897.1                                     | 42575.7                                 |
| 工程结算成本           | Costs of Project Settlement Accounts                  | 597011.8  | 400249.1   | 204739.6                                     | 35537.6                                 |
| 工程结算税金及附加        | Taxes and Extra Charges on Project Settle<br>Accounts | 17750.4   | 12795.6  | 6536.4                                       | 1496.9                                  |
| 工程结算利润           | Profits of Project Settlement Accounts                | 47779.7   | 66479.8  | 37621.1                                      | 5541.2                                  |
| 其他业务收入           | Other Revenue from Business                           | 8707.3  | 7716.2   | 3117.9                                       | 261.5                                   |
| #其他业务利润          | Other Profit from Business                            | 1643.4  | 2292.6   | 1090.3                                       | 56.6                                    |
| 管理费用             | Management Fee  | 46945.3   | 57537.4  | 29895.8                                      | 4397.2                                  |
| #税金              | Taxes   | 1062.4  | 578.7  | 245.4  | 108.1                                   |
| 财产保险费            | Premium of Property                                   | 386.6   | 276.9  | 134.7  | 16.2                                    |
| 劳动待业保险费          | Labor and Unemployment Insurance                      | 8425.2  | 14346.4  | 6791.7                                       | 224.3                                   |
| 财务费用             | Financial Expenses                                    | 2716.5  | 1583.1   | 1129.3                                       | 701.8                                   |
| #利息支出            | Expenses of Interest                                  | 1723.3  | 1446.5   | 1051.7                                       | 557.9                                   |
| 营业利润             | Profits of Business                                   | -238.7  | 9651.9   | 7686.3                                       | 498.8                                   |
| 利润总额             | Total Profits   | 5491.9  | 4514.2   | 2895.5                                       | 658.7                                   |
| #应交所得税           | Payable Income Taxes                                  | 1355.1  | 2721.5   | 1445.3                                       | 269.2                                   |
| 应付利润             | Payable Profits                                       | 502.1   | 816.9  | 254.1  | 302.3                                   |
| 利税总额             | Total Pre-Tax Profits                                 | 24304.7   | 17888.5  | 9677.3                                       | 2263.7                                  |
| <b>工资、福利费</b>    | <b>Wages,Welfare</b>                                  |   |  |  |   |
| 本年应付工资总额         | Payable Total Wages This Year                         | 63581.9   | 60923.0  | 29340.2                                      | 5203.3                                  |
| 本年应付福利费总额        | Payable Total Welfare This Year                       | 8339.1  | 7395.9   | 3417.0                                       | 504.2                                   |
| <b>亏损企业个数(个)</b> | <b>Number of Loss-Making Enterprises(unit)</b>        | 20  | 49   | 27   | 55                                      |

## 12-5 建筑业企业建筑材料消耗情况 (2000年)

## Consumption of Main Construction Materials of Construction Enterprises(2000)

| 指 标<br>Item   | 材料费用合计   |                 |                 |                 | 实物量 Consumption in Quantity             |  |  |
|---|--|-----------------|-----------------|-----------------|---|--|--|
|   | (万元)<br>Value of<br>Material<br>(10 000<br>yuan) | #钢材<br>Steel    | #木材<br>Timber   | #水泥<br>Cement   | 钢材<br>(万吨)<br>Steel<br>(10 000<br>tons) | 木材<br>(万立方米)<br>Timber<br>(10 000<br>cu.m) | 水泥<br>(万吨)<br>Cement<br>(10 000<br>tons) |
| <b>总 计</b><br><b>Total</b>  | <b>1744557.6</b>                                 | <b>521688.7</b> | <b>107255.9</b> | <b>285929.0</b> | <b>204.61</b>                           | <b>98.70</b>                               | <b>1126.39</b>                           |
| #一、二级企业<br>Enterprises of First and Second<br>Grade                     | 1256981.1  | 385335.8        | 65873.4         | 184621.6        | 144.97                                  | 57.44                                      | 713.21                                   |
| #国有及国有控股<br>Enterprises With Controlling<br>Share Hold by the State     | 1037602.1  | 306925.8        | 42432.8         | 135547.6        | 114.47                                  | 39.41                                      | 544.71                                   |
| <b>按登记注册类型分</b><br><b>by Registration</b>                               |  |                 |                 |                 |   |  |  |
| 内资企业<br>Domestic Funded   | 1724722.6  | 517726.2        | 106840.2        | 285570.7        | 203.60                                  | 98.45                                      | 1124.86                                  |
| #国有<br>State-owned  | 996492.8   | 294917.2        | 41809.3         | 131876.2        | 109.97                                  | 38.80                                      | 527.97                                   |
| 集体<br>Collective-owned  | 480423.4   | 134027.9        | 46652.1         | 103894.5        | 59.10                                   | 42.48                                      | 419.63                                   |
| 股份合作<br>Share Holding   | 18479.1  | 5128.9          | 5750.1          | 6953.9          | 2.04                                    | 3.10                                       | 15.02                                    |
| 联营<br>Joint-Owned   | 3807.9   | 941.8           | 260.4           | 1508.6          | 0.36                                    | 0.21                                       | 5.80                                     |
| 有限责任公司<br>Limited Liability Corporations                                | 137081.9   | 43689.1         | 7267.2          | 23994.5         | 17.48                                   | 6.79                                       | 107.41                                   |
| 股份有限公司<br>Share-holding Corporations Ltd                                | 31118.2  | 8816.2          | 1543.8          | 4138.3          | 3.39                                    | 1.36                                       | 16.35                                    |
| 私营<br>Private   | 56928.7  | 30144.3         | 3548.5          | 13171.8         | 11.22                                   | 5.69                                       | 32.52                                    |
| 港澳台商投资企业<br>Funded by Entrepreneurs from<br>Hong Kong, Macao and Taiwan | 15671.9  | 725.7           | 375.6           | 289.3           | 0.29                                    | 0.23                                       | 1.27                                     |
| 外商投资企业<br>Foreign Funded  | 4163.1   | 3236.8          | 40.1            | 69.0            | 0.71                                    | 0.03                                       | 0.26                                     |
| <b>按行业分</b><br><b>by Sector</b>   |  |                 |                 |                 |   |  |  |
| 土木工程建筑业<br>Civil Engineering  | 1553908.3  | 453907.7        | 104844.1        | 279908.3        | 183.66                                  | 96.60                                      | 1101.54                                  |
| 房屋<br>Building  | 1134895.6  | 373995.7        | 90420.6         | 214404.8        | 154.51                                  | 82.93                                      | 863.04                                   |
| 矿山<br>Mines   | 36831.4  | 2608.6          | 1069.9          | 2605.6          | 1.06                                    | 0.79                                       | 10.11                                    |
| 铁路公路隧道桥梁<br>Railways, Highways, Tunnels<br>and Bridges                  | 314938.5   | 60936.7         | 11467.1         | 50721.2         | 21.71                                   | 11.16                                      | 176.55                                   |
| 堤坝电站码头<br>Dyke, Electric Station and Quay                               | 34408.2  | 6720.0          | 781.1           | 5447.3          | 2.37                                    | 0.72                                       | 21.86                                    |
| 其他土木工程<br>Others  | 32834.6  | 9646.7          | 1105.4          | 6729.4          | 4.00                                    | 1.01                                       | 29.97                                    |
| 线路管道设备安装业<br>Lines, Pipes and Equipment<br>Installation                 | 176731.4   | 66005.6         | 548.6           | 5130.4          | 20.28                                   | 0.52                                       | 21.20                                    |
| 线路管道安装业<br>Lines and Pipes Installation                                 | 81699.3  | 29397.2         | 275.2           | 2080.8          | 8.07                                    | 0.29                                       | 7.81                                     |
| 设备安装业<br>Equipment Installation   | 95032.1  | 36608.4         | 273.4           | 3049.6          | 12.21                                   | 0.23                                       | 13.39                                    |
| 装修装饰业<br>Building Decoration  | 13917.9  | 1775.4          | 1863.2          | 890.3           | 0.67                                    | 1.58                                       | 3.65                                     |



## 12-6 建筑业企业房屋建筑工程生产情况

### Mail Indicators of Building Construction Enterprises

单位: 万平方米

(10 000 sp.m)

| 指 标             | Item  | 1999           | 2000           |
|-----------------|---|----------------|----------------|
| <b>竣工房屋建筑面积</b> | <b>Floor Space of Buildings Completed</b>   | <b>2584.82</b> | <b>2629.33</b> |
| 厂房              | Factory Building                            | 241.24         | 211.77         |
| 住宅              | Residential Building                        | 1544.85        | 1639.03        |
| 办公用房            | Official Building                           | 305.75         | 283.43         |
| 商业、居民服务业用房      | Commercial and Residential Service Building | 163.51         | 161.61         |
| 文化教育用房          | Culture and Education Building              | 156.10         | 181.35         |
| 医疗用房            | Medical Building                            | 33.12          | 33.53          |
| 科研用房            | Scientific Research Building                | 19.51          | 8.39           |
| 其他              | Others                                      | 120.74         | 110.22         |

## 12-7 各市建筑业企业个数 (2000年底)

### Number of Construction Enterprises by City(End of 2000)

单位: 个

(unit)

| 市                    | City | 企业个数<br>Number of<br>Enterprises | #国有             |            |                           | #集体                  |                           |
|----------------------|------|----------------------------------|-----------------|------------|---------------------------|----------------------|---------------------------|
|                      |      |                                  | #地方             | #资质一、二级    | #集体                       | #资质一、二级              |                           |
|                      |      |                                  | State-<br>owned | Local      | First and<br>Second Grade | Collective-<br>owned | First and<br>Second Grade |
| <b>全 省 Total</b>     |      | <b>1983</b>                      | <b>455</b>      | <b>389</b> | <b>220</b>                | <b>1182</b>          | <b>108</b>                |
| 郑 州 市 Zhengzhou      |      | 329                              | 73              | 47         | 52                        | 117                  | 24                        |
| 开 封 市 Kaifeng        |      | 46                               | 12              | 9          | 6                         | 30                   | 4                         |
| 洛 阳 市 Luoyang        |      | 176                              | 32              | 15         | 24                        | 110                  | 10                        |
| 平 顶 山 市 Pingdingshan |      | 141                              | 21              | 18         | 8                         | 113                  | 4                         |
| 安 阳 市 Anyang         |      | 120                              | 29              | 29         | 17                        | 69                   | 6                         |
| 鹤 壁 市 Hebi           |      | 58                               | 9               | 9          | 5                         | 40                   | 2                         |
| 新 乡 市 Xinxiang       |      | 102                              | 32              | 28         | 19                        | 62                   | 9                         |
| 焦 作 市 Jiaozuo        |      | 80                               | 12              | 11         | 4                         | 58                   | 5                         |
| 濮 阳 市 Puyang         |      | 69                               | 27              | 25         | 20                        | 25                   | 6                         |
| 许 昌 市 Xuchang        |      | 98                               | 14              | 14         | 9                         | 66                   | 2                         |
| 漯 河 市 Luohe          |      | 47                               | 6               | 6          | 2                         | 26                   | 3                         |
| 三 门 峡 市 Sanmenxia    |      | 68                               | 22              | 18         | 11                        | 36                   | 7                         |
| 南 阳 市 Nanyang        |      | 169                              | 52              | 50         | 9                         | 96                   | 8                         |
| 商 丘 市 Shangqiu       |      | 77                               | 19              | 18         | 8                         | 50                   | 6                         |
| 信 阳 市 Xinyang        |      | 179                              | 25              | 22         | 10                        | 146                  | 6                         |
| 周 口 市 Zhokou         |      | 120                              | 33              | 33         | 6                         | 78                   | 5                         |
| 驻 马 店 市 Zhumadian    |      | 95                               | 33              | 33         | 7                         | 56                   | 1                         |
| 济 源 市 Jiyuan         |      | 9                                | 4               | 4          | 3                         | 4                    |                           |

12-8 各市建筑业计算劳动生产率的平均人数 (2000年)

Staff and Workers Annual Average of Construction by City(2000)

单位: 人

(persons)

| 市<br>City            | 从业人员<br>Number of<br>Persons<br>Engaged | 计算劳动生产<br>率的平均人数<br>Staff and<br>Workers<br>Annual Average | #国有             |               |                                      | #集体                         |                                      |
|----------------------|---|--|-----------------|---------------|--------------------------------------|-----------------------------|--------------------------------------|
|                      |   |  | State-<br>owned | #地方<br>Local  | #资质一、二级<br>First and<br>Second Grade | #集体<br>Collective-<br>owned | #资质一、二级<br>First and<br>Second Grade |
|                      |   |  |                 |               |                                      |                             |                                      |
| <b>全 省 Total</b>     | <b>798976</b>                           | <b>789930</b>  | <b>347490</b>   | <b>254309</b> | <b>295691</b>                        | <b>324566</b>               | <b>78327</b>                         |
| 郑 州 市 Zhengzhou      | 171655                                  | 172906   | 87855           | 53726         | 81561                                | 43310                       | 21703                                |
| 开 封 市 Kaifeng        | 26310                                   | 28802  | 17110           | 11146         | 14004                                | 10810                       | 4675                                 |
| 洛 阳 市 Luoyang        | 70160                                   | 73785  | 43203           | 20071         | 41411                                | 24608                       | 4124                                 |
| 平 顶 山 市 Pingdingshan | 33434                                   | 32443  | 12146           | 6809          | 10065                                | 12717                       | 2364                                 |
| 安 阳 市 Anyang         | 86727                                   | 90823  | 37393           | 37393         | 34670                                | 47495                       | 6851                                 |
| 鹤 壁 市 Hebi           | 13711                                   | 12512  | 5622            | 5622          | 2165                                 | 5906                        | 640                                  |
| 新 乡 市 Xinxiang       | 44472                                   | 46716  | 25443           | 20346         | 22245                                | 12158                       | 3988                                 |
| 焦 作 市 Jiaozuo        | 20143                                   | 16313  | 7586            | 3139          | 7122                                 | 7529                        | 2618                                 |
| 濮 阳 市 Puyang         | 58572                                   | 55376  | 25713           | 21986         | 23840                                | 15347                       | 5398                                 |
| 许 昌 市 Xuchang        | 24699                                   | 23925  | 2885            | 2885          | 2303                                 | 12152                       | 920                                  |
| 漯 河 市 Luohe          | 17568                                   | 16699  | 2826            | 2826          | 1576                                 | 11775                       | 5072                                 |
| 三 门 峡 市 Sanmenxia    | 17329                                   | 14979  | 6825            | 3094          | 5660                                 | 6793                        | 2037                                 |
| 南 阳 市 Nanyang        | 67794                                   | 64257  | 24182           | 20724         | 15553                                | 33792                       | 7432                                 |
| 商 丘 市 Shangqiu       | 33958                                   | 33864  | 18473           | 14430         | 15236                                | 11285                       | 3850                                 |
| 信 阳 市 Xinyang        | 44851                                   | 43333  | 9956            | 9840          | 8178                                 | 31371                       | 4001                                 |
| 周 口 市 Zhoukou        | 36691                                   | 36773  | 11089           | 11089         | 4554                                 | 23221                       | 2370                                 |
| 驻 马 店 市 Zhumadian    | 28534                                   | 23446  | 8238            | 8238          | 4774                                 | 13366                       | 284                                  |
| 济 源 市 Jiyuan         | 2368                                    | 2978   | 945             | 945           | 774                                  | 931                         |                                      |

12-9 各市建筑业总产值 (2000年)

Gross Output Value of Construction by City(2000)

单位: 万元

(10 000 yuan)

| 市<br>City            | 总产值<br>Gross<br>Output<br>Value | #国有              |                 |                                      | #集体                         |                                      |
|----------------------|---------------------------------|------------------|-----------------|--------------------------------------|-----------------------------|--------------------------------------|
|                      |                                 | State-<br>owned  | #地方<br>Local    | #资质一、二级<br>First and<br>Second Grade | #集体<br>Collective-<br>owned | #资质一、二级<br>First and<br>Second Grade |
|                      |                                 |                  |                 |                                      |                             |                                      |
| <b>全 省 Total</b>     | <b>3573424.8</b>                | <b>2111649.6</b> | <b>993483.1</b> | <b>1942907.9</b>                     | <b>999435.6</b>             | <b>291556.1</b>                      |
| 郑 州 市 Zhengzhou      | 1059254.2                       | 688129.5         | 279918.1        | 662648.9                             | 194726.6                    | 104381.6                             |
| 开 封 市 Kaifeng        | 107743.1                        | 80754.8          | 34166.7         | 73523.1                              | 26314.4                     | 7823.1                               |
| 洛 阳 市 Luoyang        | 501773.6                        | 403409.5         | 101529.8        | 397531.9                             | 77613.9                     | 20351.1                              |
| 平 顶 山 市 Pingdingshan | 154804.6                        | 91970.3          | 23006.9         | 88775.5                              | 40204.4                     | 11425.8                              |
| 安 阳 市 Anyang         | 286786.4                        | 157281.9         | 157281.9        | 145962.0                             | 111270.0                    | 29114.5                              |
| 鹤 壁 市 Hebi           | 36471.2                         | 17539.6          | 17539.6         | 8583.6                               | 15658.4                     | 2330.0                               |
| 新 乡 市 Xinxiang       | 268406.0                        | 180477.5         | 64608.1         | 165451.9                             | 48737.0                     | 12812.1                              |
| 焦 作 市 Jiaozuo        | 93120.0                         | 61666.8          | 10635.8         | 60548.4                              | 25568.5                     | 9397.0                               |
| 濮 阳 市 Puyang         | 234482.5                        | 103487.9         | 62394.1         | 98693.3                              | 66742.1                     | 31455.1                              |
| 许 昌 市 Xuchang        | 96943.3                         | 10883.5          | 10883.5         | 8676.0                               | 42872.3                     | 2103.8                               |
| 漯 河 市 Luohe          | 37261.9                         | 5213.5           | 5213.5          | 2047.6                               | 26129.8                     | 8986.3                               |
| 三 门 峡 市 Sanmenxia    | 75482.1                         | 49202.2          | 9874.1          | 44753.3                              | 20688.3                     | 4088.2                               |
| 南 阳 市 Nanyang        | 212921.9                        | 105175.1         | 86452.4         | 74213.1                              | 77174.3                     | 21992.5                              |
| 商 丘 市 Shangqiu       | 94243.3                         | 55811.2          | 29720.2         | 48903.6                              | 29051.1                     | 5670.0                               |
| 信 阳 市 Xinyang        | 147813.0                        | 38518.8          | 38130.9         | 31356.0                              | 104172.7                    | 9642.0                               |
| 周 口 市 Zhoukou        | 97303.1                         | 31889.0          | 31889.0         | 14289.2                              | 59527.4                     | 9238.0                               |
| 驻 马 店 市 Zhumadian    | 60857.6                         | 26189.0          | 26189.0         | 13942.2                              | 31289.2                     | 745.0                                |
| 济 源 市 Jiyuan         | 7757.0                          | 4049.5           | 4049.5          | 3008.3                               | 1695.2                      |                                      |

12-10 各市建筑业总产值中建筑工程产值 (2000年)  
Output Value of Buildings Engineering in Cross Output Value of Construction by City(2000)

单位: 万元

(10 000 yuan)

| 市     | City           | 建筑工程<br>产 值<br>Output Value of<br>Construction | #国有             |              |                                      | #集体                  |                                      |
|-------|----------------|--|-----------------|--------------|--------------------------------------|----------------------|--------------------------------------|
|       |                |  | State-<br>owned | #地方<br>Local | #资质一、二级<br>First and<br>Second Grade | Collective-<br>owned | #资质一、二级<br>First and<br>Second Grade |
| 全 省   | Total          | 2943504.5                                      | 1713765.8       | 895709.3     | 1568774.2                            | 852206.8             | 252821.8                             |
| 郑 州   | 市 Zhengzhou    | 808593.1                                       | 495721.0        | 268996.0     | 472976.3                             | 150840.2             | 85573.3                              |
| 开 封   | 市 Kaifeng      | 55373.1  | 29736.5         | 21434.7      | 23609.8                              | 24998.7              | 7209.1                               |
| 洛 阳   | 市 Luoyang      | 451947.2                                       | 365699.0        | 96310.8      | 359959.9                             | 67924.8              | 16498.4                              |
| 平 顶 山 | 市 Pingdingshan | 116386.1                                       | 65804.4         | 20960.0      | 63360.6                              | 32763.5              | 6446.8                               |
| 安 阳   | 市 Anyang       | 242101.5                                       | 136645.3        | 136645.3     | 127394.2                             | 93805.3              | 29029.9                              |
| 鹤 壁   | 市 Hebi         | 30685.0  | 13802.5         | 13802.5      | 7877.6                               | 13624.3              | 2330.0                               |
| 新 乡   | 市 Xinxiang     | 242153.6                                       | 165715.8        | 52646.4      | 151185.4                             | 37457.5              | 10494.6                              |
| 焦 作   | 市 Jiaozuo      | 87155.3  | 60983.2         | 9952.2       | 60167.3                              | 22376.5              | 9311.2                               |
| 濮 阳   | 市 Puyang       | 177658.1                                       | 76626.7         | 52072.7      | 73641.6                              | 59943.7              | 28980.1                              |
| 许 昌   | 市 Xuchang      | 87300.5  | 10177.7         | 10177.7      | 8482.7                               | 40957.0              | 2048.8                               |
| 漯 河   | 市 Luohe        | 32668.8  | 4637.8          | 4637.8       | 1944.9                               | 22761.4              | 8245.9                               |
| 三 门 峡 | 市 Sanmenxia    | 70494.8  | 45244.8         | 9680.3       | 40879.9                              | 19783.4              | 4081.2                               |
| 南 阳   | 市 Nanyang      | 173115.4                                       | 98351.0         | 80063.8      | 72151.5                              | 65388.1              | 19053.5                              |
| 商 丘   | 市 Shangqiu     | 87500.3  | 54038.4         | 27947.4      | 47299.8                              | 25353.7              | 5500.0                               |
| 信 阳   | 市 Xinyang      | 128249.2                                       | 36129.2         | 35929.2      | 30037.3                              | 87179.5              | 8816.0                               |
| 周 口   | 市 Zhoukou      | 89071.2  | 27853.9         | 27853.9      | 11931.9                              | 55918.2              | 8458.0                               |
| 驻 马 店 | 市 Zhumadian    | 55424.0  | 22617.8         | 22617.8      | 12865.2                              | 29496.8              | 745.0                                |
| 济 源   | 市 Jiyuan       | 7627.3   | 3980.8          | 3980.8       | 3008.3                               | 1634.2               |                                      |

12-11 各市建筑业增加值 (2000年)  
Value-Added of Construction by City(2000)

单位: 万元

(10 000 yuan)

| 市     | City           | 增加值<br>Value<br>Added | #国有             |              |                                      | #集体                  |                                      |
|-------|----------------|-----------------------|-----------------|--------------|--------------------------------------|----------------------|--------------------------------------|
|       |                |                       | State-<br>owned | #地方<br>Local | #资质一、二级<br>First and<br>Second Grade | Collective-<br>owned | #资质一、二级<br>First and<br>Second Grade |
| 全 省   | Total          | 753105.4              | 419103.3        | 217366.6     | 382932.4                             | 227630.9             | 60795.7                              |
| 郑 州   | 市 Zhengzhou    | 213342.8              | 145189.2        | 59820.9      | 138605.9                             | 34618.6              | 17898.3                              |
| 开 封   | 市 Kaifeng      | 29265.2               | 21164.2         | 8200.2       | 19648.9                              | 7770.5               | 3482.4                               |
| 洛 阳   | 市 Luoyang      | 86957.5               | 63844.1         | 17074.9      | 62492.1                              | 17728.4              | 4927.6                               |
| 平 顶 山 | 市 Pingdingshan | 39752.8               | 21015.3         | 6825.1       | 19867.1                              | 9007.0               | 2324.9                               |
| 安 阳   | 市 Anyang       | 65792.6               | 33625.7         | 33625.7      | 32083.8                              | 27110.0              | 5137.5                               |
| 鹤 壁   | 市 Hebi         | 7910.8                | 3743.8          | 3743.8       | 1373.5                               | 3560.5               | 88.1                                 |
| 新 乡   | 市 Xinxiang     | 55781.7               | 33494.9         | 14974.5      | 30944.2                              | 11518.1              | 2756.6                               |
| 焦 作   | 市 Jiaozuo      | 13624.6               | 7778.3          | 1913.6       | 7594.0                               | 4383.8               | 1834.7                               |
| 濮 阳   | 市 Puyang       | 47804.6               | 17989.6         | 15835.9      | 16808.7                              | 13765.2              | 6168.4                               |
| 许 昌   | 市 Xuchang      | 20787.4               | 2280.0          | 2280.0       | 1859.4                               | 10721.6              | 664.6                                |
| 漯 河   | 市 Luohe        | 8046.3                | 999.3           | 999.3        | 537.2                                | 5924.5               | 1848.8                               |
| 三 门 峡 | 市 Sanmenxia    | 18884.1               | 12489.8         | 2766.2       | 11501.3                              | 5409.6               | 1189.0                               |
| 南 阳   | 市 Nanyang      | 49912.3               | 23220.4         | 21236.0      | 16355.4                              | 20430.1              | 5367.6                               |
| 商 丘   | 市 Shangqiu     | 21767.8               | 11406.7         | 7320.1       | 10383.0                              | 7561.1               | 2110.8                               |
| 信 阳   | 市 Xinyang      | 31347.4               | 6102.5          | 5990.9       | 5095.5                               | 24191.4              | 2130.2                               |
| 周 口   | 市 Zhoukou      | 24943.8               | 7211.7          | 7211.7       | 3044.1                               | 15693.5              | 2395.7                               |
| 驻 马 店 | 市 Zhumadian    | 15062.0               | 6352.7          | 6352.7       | 3833.1                               | 7736.9               | 470.5                                |
| 济 源   | 市 Jiyuan       | 2121.7                | 1195.1          | 1195.1       | 905.2                                | 500.1                |                                      |

## 12-12 各市建筑业竣工产值 (2000年)

### Buildings Completed Output Value of Construction by City(2000)

单位: 万元

(10 000 yuan)

| 市<br>City         | 竣工产值<br>Buildings<br>Completed<br>Output<br>Value | #国有              |                 |                                      | #集体                  |                                      |
|-------------------|---|------------------|-----------------|--------------------------------------|----------------------|--------------------------------------|
|                   |   | State-<br>owned  | #地方<br>Local    | #资质一、二级<br>First and<br>Second Grade | Collective-<br>owned | #资质一、二级<br>First and<br>Second Grade |
|                   |   |                  |                 |                                      |                      |                                      |
| <b>全省 Total</b>   | <b>2313902.2</b>                                  | <b>1289964.0</b> | <b>667755.0</b> | <b>1166845.4</b>                     | <b>721846.6</b>      | <b>214281.9</b>                      |
| 郑州市 Zhengzhou     | 506704.5  | 317806.1         | 118938.4        | 300766.1                             | 109878.5             | 66186.8                              |
| 开封市 Kaifeng       | 105960.1  | 83553.8          | 36668.1         | 75861.4                              | 21622.8              | 6671.7                               |
| 洛阳市 Luoyang       | 317086.7  | 245262.6         | 91580.5         | 242387.3                             | 59418.8              | 17408.2                              |
| 平顶山市 Pingdingshan | 118839.3  | 65607.7          | 15143.3         | 62965.1                              | 32335.4              | 11344.0                              |
| 安阳市 Anyang        | 217030.3  | 109186.7         | 109186.7        | 101774.0                             | 84900.4              | 21172.9                              |
| 鹤壁市 Hebi          | 25689.7   | 12936.9          | 12936.9         | 9932.4                               | 10292.1              | 1160.0                               |
| 新乡市 Xinxiang      | 204563.9  | 136755.8         | 52565.3         | 121907.2                             | 40425.8              | 8962.3                               |
| 焦作市 Jiaozuo       | 70652.9   | 42638.6          | 7402.6          | 41749.9                              | 22944.2              | 9507.9                               |
| 濮阳市 Puyang        | 194457.2  | 83605.0          | 50343.2         | 80483.1                              | 54868.9              | 28140.1                              |
| 许昌市 Xuchang       | 77110.5   | 7049.7           | 7049.7          | 5339.0                               | 32958.8              | 1464.7                               |
| 漯河市 Luohe         | 32173.2   | 4124.6           | 4124.6          | 1814.6                               | 22682.1              | 7503.0                               |
| 三门峡市 Sanmenxia    | 36513.3   | 17872.4          | 6842.2          | 15023.6                              | 15533.1              | 3578.4                               |
| 南阳市 Nanyang       | 126260.2  | 70838.6          | 62475.0         | 48099.9                              | 44060.4              | 10131.6                              |
| 商丘市 Shangqiu      | 54491.7   | 23605.4          | 23605.4         | 18071.1                              | 23715.5              | 4590.0                               |
| 信阳市 Xinyang       | 115430.4  | 28575.4          | 28348.4         | 23146.8                              | 83599.7              | 8223.3                               |
| 周口市 Zhokou        | 67624.4   | 21418.0          | 21418.0         | 7340.3                               | 42038.5              | 7492.0                               |
| 驻马店市 Zhumadian    | 40801.0   | 17833.2          | 17833.2         | 9167.3                               | 19913.4              | 745.0                                |
| 济源市 Jiyuan        | 2512.9  | 1293.5           | 1293.5          | 1016.3                               | 658.2                |                                      |

## 12-13 各市建筑业全员劳动生产率 (2000年)

### Overall Labor Productivity of Construction by City(2000)

单位: 元/人

(yuan/person)

| 市<br>City         | 全员劳动生产率                              |                                  | 国有                                   |                                  | 地方国有                                 |                                  | 集体                                   |                                  |
|-------------------|--------------------------------------|----------------------------------|--------------------------------------|----------------------------------|--------------------------------------|----------------------------------|--------------------------------------|----------------------------------|
|                   | Overall Labor Productivity           |                                  | State-owned                          |                                  | Local State-owned                    |                                  | Collective-owned                     |                                  |
|                   | 按总产值计算                               | 按增加值                             | 按总产值计算                               | 按增加值                             | 按总产值计算                               | 按增加值                             | 按总产值计算                               | 按增加值                             |
|                   | In Terms<br>of Gross<br>Output Value | In Terms of<br>Value-added<br>计算 | In Terms<br>of Gross<br>Output Value | In Terms of<br>Value-added<br>计算 | In Terms<br>of Gross<br>Output Value | In Terms of<br>Value-added<br>计算 | In Terms<br>of Gross<br>Output Value | In Terms of<br>Value-added<br>计算 |
| <b>全省 Total</b>   | <b>45237</b>                         | <b>9534</b>                      | <b>60769</b>                         | <b>12061</b>                     | <b>39066</b>                         | <b>8547</b>                      | <b>30793</b>                         | <b>7013</b>                      |
| 郑州市 Zhengzhou     | 61262                                | 12339                            | 78326                                | 16526                            | 52101                                | 11134                            | 44961                                | 7993                             |
| 开封市 Kaifeng       | 37408                                | 10161                            | 47197                                | 12369                            | 30654                                | 7357                             | 24343                                | 7188                             |
| 洛阳市 Luoyang       | 68005                                | 11785                            | 93375                                | 14778                            | 50585                                | 8507                             | 31540                                | 7204                             |
| 平顶山市 Pingdingshan | 47716                                | 12253                            | 75721                                | 17302                            | 33789                                | 10024                            | 31615                                | 7083                             |
| 安阳市 Anyang        | 31576                                | 7244                             | 42062                                | 8993                             | 42062                                | 8993                             | 23428                                | 5708                             |
| 鹤壁市 Hebi          | 29149                                | 6323                             | 31198                                | 6659                             | 31198                                | 6659                             | 26513                                | 6029                             |
| 新乡市 Xinxiang      | 57455                                | 11941                            | 70934                                | 13165                            | 31755                                | 7360                             | 40086                                | 9474                             |
| 焦作市 Jiaozuo       | 57083                                | 8352                             | 81290                                | 10253                            | 33883                                | 6096                             | 33960                                | 5823                             |
| 濮阳市 Puyang        | 42344                                | 8633                             | 40247                                | 6996                             | 28379                                | 7203                             | 43489                                | 8969                             |
| 许昌市 Xuchang       | 40520                                | 8689                             | 37724                                | 7903                             | 37724                                | 7903                             | 35280                                | 8823                             |
| 漯河市 Luohe         | 22314                                | 4818                             | 18448                                | 3536                             | 18448                                | 3536                             | 22191                                | 5031                             |
| 三门峡市 Sanmenxia    | 50392                                | 12607                            | 72091                                | 18300                            | 31914                                | 8941                             | 30455                                | 7963                             |
| 南阳市 Nanyang       | 33136                                | 7768                             | 43493                                | 9602                             | 41716                                | 10247                            | 22838                                | 6046                             |
| 商丘市 Shangqiu      | 27830                                | 6428                             | 30212                                | 6175                             | 20596                                | 5073                             | 25743                                | 6700                             |
| 信阳市 Xinyang       | 34111                                | 7234                             | 38689                                | 6129                             | 38751                                | 6088                             | 33207                                | 7711                             |
| 周口市 Zhokou        | 26460                                | 6783                             | 28757                                | 6503                             | 28757                                | 6503                             | 25635                                | 6758                             |
| 驻马店市 Zhumadian    | 25956                                | 6424                             | 31790                                | 7711                             | 31790                                | 7711                             | 23410                                | 5788                             |
| 济源市 Jiyuan        | 26048                                | 7125                             | 42852                                | 12647                            | 42852                                | 12647                            | 18208                                | 5372                             |

12-14 各市建筑业单位工程施工、竣工个数 (2000年)

Number of Projects Under Buildings and Completed in Construction by City(2000)

单位: 个

(unit)

| 市<br>City         | 施工个数<br>Number of Projects Under Construction |              |                         |                    | 竣工个数<br>Number of Projects Completed |                         |                    |              |
|-------------------|---|--------------|-------------------------|--------------------|--------------------------------------|-------------------------|--------------------|--------------|
|                   | #国有<br>State-owned                            | #地方<br>Local | #集体<br>Collective-owned | #国有<br>State-owned | #地方<br>Local                         | #集体<br>Collective-owned |                    |              |
|                   |   |              |                         |                    |                                      |                         | #国有<br>State-owned | #地方<br>Local |
| <b>全省 Total</b>   | <b>26974</b>                                  | <b>12200</b> | <b>7448</b>             | <b>10653</b>       | <b>17223</b>                         | <b>7169</b>             | <b>4434</b>        | <b>7201</b>  |
| 郑州市 Zhengzhou     | 5266  | 2931         | 1215                    | 1513               | 2829                                 | 1519                    | 509                | 860          |
| 开封市 Kaifeng       | 894   | 621          | 384                     | 257                | 527                                  | 340                     | 210                | 179          |
| 洛阳市 Luoyang       | 2750  | 1717         | 513                     | 847                | 1661                                 | 965                     | 266                | 585          |
| 平顶山市 Pingdingshan | 1694  | 823          | 532                     | 637                | 1118                                 | 543                     | 431                | 452          |
| 安阳市 Anyang        | 1714  | 645          | 645                     | 863                | 1233                                 | 453                     | 453                | 602          |
| 鹤壁市 Hebi          | 486   | 221          | 221                     | 225                | 331                                  | 157                     | 157                | 146          |
| 新乡市 Xinxiang      | 1387  | 525          | 371                     | 494                | 855                                  | 338                     | 278                | 391          |
| 焦作市 Jiaozuo       | 1045  | 328          | 185                     | 441                | 709                                  | 186                     | 132                | 337          |
| 濮阳市 Puyang        | 1996  | 1379         | 552                     | 339                | 1503                                 | 1041                    | 438                | 234          |
| 许昌市 Xuchang       | 1165  | 219          | 219                     | 450                | 903                                  | 183                     | 183                | 331          |
| 漯河市 Luohe         | 572   | 52           | 52                      | 385                | 419                                  | 25                      | 25                 | 269          |
| 三门峡市 Sanmenxia    | 569   | 187          | 116                     | 338                | 374                                  | 112                     | 72                 | 238          |
| 南阳市 Nanyang       | 2071  | 781          | 693                     | 934                | 1229                                 | 424                     | 398                | 500          |
| 商丘市 Shangqiu      | 1201  | 340          | 320                     | 422                | 941                                  | 200                     | 200                | 328          |
| 信阳市 Xinyang       | 1631  | 267          | 266                     | 1301               | 1104                                 | 118                     | 117                | 954          |
| 周口市 Zhokou        | 1103  | 478          | 478                     | 569                | 689                                  | 259                     | 259                | 401          |
| 驻马店市 Zhumadian    | 1370  | 659          | 659                     | 613                | 768                                  | 291                     | 291                | 383          |
| 济源市 Jiyuan        | 60  | 27           | 27                      | 25                 | 30                                   | 15                      | 15                 | 11           |

12-15 各市建筑业房屋建筑施工、竣工面积 (2000年)

Floor Space Under Buildings and Completed in Construction by City(2000)

单位: 万平方米

(10 000 sp.m)

| 市<br>City         | 施工面积<br>Floor Space of Buildings Under Construction |                |                         |                    | 竣工面积<br>Floor Space of Buildings Completed |                         |                    |                |
|-------------------|---|----------------|-------------------------|--------------------|--|-------------------------|--------------------|----------------|
|                   | #国有<br>State-owned                                  | #地方<br>Local   | #集体<br>Collective-owned | #国有<br>State-owned | #地方<br>Local                               | #集体<br>Collective-owned |                    |                |
|                   |   |                |                         |                    |  |                         | #国有<br>State-owned | #地方<br>Local   |
| <b>全省 Total</b>   | <b>5308.29</b>                                      | <b>2156.56</b> | <b>1734.78</b>          | <b>2415.25</b>     | <b>2629.33</b>                             | <b>908.75</b>           | <b>814.08</b>      | <b>1339.59</b> |
| 郑州市 Zhengzhou     | 1165.97   | 499.18         | 418.35                  | 422.09             | 425.79                                     | 158.84                  | 125.16             | 168.84         |
| 开封市 Kaifeng       | 218.02  | 114.30         | 104.19                  | 99.32              | 120.01                                     | 45.80                   | 42.87              | 72.22          |
| 洛阳市 Luoyang       | 579.35  | 348.79         | 155.12                  | 186.62             | 207.53                                     | 86.77                   | 56.16              | 99.41          |
| 平顶山市 Pingdingshan | 244.18  | 106.87         | 36.86                   | 107.90             | 109.60                                     | 35.65                   | 23.48              | 59.53          |
| 安阳市 Anyang        | 520.97  | 238.19         | 238.19                  | 252.82             | 343.84                                     | 169.56                  | 169.56             | 155.12         |
| 鹤壁市 Hebi          | 92.32   | 41.42          | 41.42                   | 39.57              | 49.48                                      | 23.66                   | 23.66              | 19.22          |
| 新乡市 Xinxiang      | 331.14  | 168.02         | 162.02                  | 86.84              | 165.83                                     | 82.99                   | 80.80              | 58.65          |
| 焦作市 Jiaozuo       | 126.31  | 41.81          | 34.18                   | 74.62              | 63.11                                      | 13.00                   | 13.00              | 44.50          |
| 濮阳市 Puyang        | 233.35  | 86.69          | 86.33                   | 80.61              | 169.26                                     | 58.21                   | 58.21              | 53.90          |
| 许昌市 Xuchang       | 230.81  | 13.17          | 13.17                   | 113.71             | 145.15                                     | 5.20                    | 5.20               | 76.55          |
| 漯河市 Luohe         | 115.02  | 11.38          | 11.38                   | 90.05              | 64.22                                      | 6.62                    | 6.62               | 47.11          |
| 三门峡市 Sanmenxia    | 89.95   | 25.49          | 19.58                   | 49.30              | 41.37                                      | 10.61                   | 8.37               | 22.52          |
| 南阳市 Nanyang       | 448.47  | 203.57         | 156.82                  | 218.49             | 192.38                                     | 78.42                   | 68.04              | 96.70          |
| 商丘市 Shangqiu      | 151.60  | 60.59          | 60.59                   | 79.00              | 89.61                                      | 35.09                   | 35.09              | 45.99          |
| 信阳市 Xinyang       | 319.54  | 47.83          | 47.35                   | 254.42             | 186.86                                     | 22.53                   | 22.05              | 158.10         |
| 周口市 Zhokou        | 244.50  | 84.64          | 84.64                   | 143.52             | 154.53                                     | 48.80                   | 48.80              | 97.75          |
| 驻马店市 Zhumadian    | 178.08  | 58.42          | 58.42                   | 108.75             | 95.59                                      | 25.77                   | 25.77              | 60.76          |
| 济源市 Jiyuan        | 18.70   | 6.18           | 6.18                    | 7.61               | 5.20                                       | 1.24                    | 1.24               | 2.73           |

### 12-16 各市建筑业工程质量优良品率 (2000年)

#### Percentage of High Quality Projects in Construction by City(2000)

单位: % (%)

| 市 City               | 按单位工程<br>个数计算<br>Calculated by<br>Number of<br>Projects | #国有 #地方 #集体     |             |                      | 按房屋建筑竣<br>工面积计算<br>Calculated<br>by Floor Space<br>of Buildings<br>Completed | #国有 #地方 #集体     |             |                      |
|----------------------|---|-----------------|-------------|----------------------|--|-----------------|-------------|----------------------|
|                      |   | State-<br>owned | Local       | Collective-<br>owned |  | State-<br>owned | Local       | Collective-<br>owned |
| <b>全 省 Total</b>     | <b>41.5</b>   | <b>54.4</b>     | <b>36.7</b> | <b>35.0</b>          | <b>45.3</b>  | <b>54.4</b>     | <b>51.6</b> | <b>38.6</b>          |
| 郑 州 市 Zhengzhou      | 53.3  | 63.7            | 45.2        | 45.8                 | 51.8   | 67.2            | 64.2        | 42.1                 |
| 开 封 市 Kaifeng        | 56.0  | 58.2            | 36.2        | 53.1                 | 40.7   | 43.0            | 40.1        | 39.6                 |
| 洛 阳 市 Luoyang        | 52.6  | 72.6            | 33.5        | 25.6                 | 50.1   | 71.4            | 65.4        | 34.0                 |
| 平 顶 山 市 Pingdingshan | 25.1  | 30.0            | 13.7        | 10.8                 | 32.1   | 49.6            | 43.4        | 28.0                 |
| 安 阳 市 Anyang         | 26.7  | 37.5            | 37.5        | 23.3                 | 44.9   | 46.3            | 46.3        | 45.9                 |
| 鹤 壁 市 Hebi           | 29.3  | 12.7            | 12.7        | 42.5                 | 38.6   | 28.4            | 28.4        | 38.6                 |
| 新 乡 市 Xinxiang       | 53.1  | 57.1            | 50.7        | 57.0                 | 64.4   | 76.0            | 75.9        | 48.9                 |
| 焦 作 市 Jiaozuo        | 18.1  | 31.7            | 6.8         | 18.4                 | 25.6   | 39.8            | 39.8        | 21.8                 |
| 濮 阳 市 Puyang         | 71.5  | 78.0            | 57.8        | 48.7                 | 57.9   | 54.9            | 54.9        | 43.0                 |
| 许 昌 市 Xuchang        | 37.8  | 15.8            | 15.8        | 57.7                 | 59.3   | 75.5            | 75.5        | 58.6                 |
| 漯 河 市 Luohe          | 46.5  | 40.0            | 40.0        | 59.1                 | 48.7   | 47.8            | 47.8        | 57.4                 |
| 三 门 峡 市 Sanmenxia    | 32.1  | 49.1            | 54.2        | 25.2                 | 40.9   | 59.9            | 59.6        | 36.5                 |
| 南 阳 市 Nanyang        | 31.0  | 43.2            | 41.0        | 36.2                 | 45.3   | 63.6            | 59.4        | 35.2                 |
| 商 丘 市 Shangqiu       | 23.0  | 22.5            | 22.5        | 49.7                 | 32.8   | 30.4            | 30.4        | 37.1                 |
| 信 阳 市 Xinyang        | 21.6  | 33.9            | 33.3        | 19.4                 | 23.5   | 29.7            | 30.4        | 21.2                 |
| 周 口 市 Zhoukou        | 46.0  | 61.0            | 61.0        | 35.2                 | 33.9   | 28.1            | 28.1        | 34.5                 |
| 驻 马 店 市 Zhumadian    | 38.2  | 33.7            | 33.7        | 38.9                 | 41.8   | 31.6            | 31.6        | 46.0                 |
| 济 源 市 Jiyuan         | 20.0  |                 |             | 27.3                 | 17.8   |                 |             | 33.8                 |

### 12-17 各市建筑业自有机械设备总功率 (2000年底)

#### Total Power of Machinery and Equipment Owned in Construction by City(End of 2000)

单位: 万千瓦 (10 000 kw)

| 市 City               | 总功率<br>Total Power | #国有 #地方 #资质一、二级 |              |                                      | #集体<br>Collective-<br>owned | #资质一、二级<br>First and<br>Second Grade |
|----------------------|--------------------|-----------------|--------------|--------------------------------------|-----------------------------|--------------------------------------|
|                      |                    | State-<br>owned | Local        | #资质一、二级<br>First and<br>Second Grade |                             |                                      |
| <b>全 省 Total</b>     | <b>350.0</b>       | <b>212.3</b>    | <b>130.0</b> | <b>196.7</b>                         | <b>100.0</b>                | <b>30.7</b>                          |
| 郑 州 市 Zhengzhou      | 95.4               | 60.8            | 33.0         | 59.5                                 | 19.2                        | 11.5                                 |
| 开 封 市 Kaifeng        | 8.0                | 5.9             | 2.1          | 5.8                                  | 2.0                         | 1.0                                  |
| 洛 阳 市 Luoyang        | 42.8               | 29.8            | 14.1         | 29.0                                 | 11.3                        | 2.5                                  |
| 平 顶 山 市 Pingdingshan | 16.9               | 8.1             | 2.7          | 7.6                                  | 4.0                         | 0.5                                  |
| 安 阳 市 Anyang         | 28.0               | 18.2            | 18.2         | 17.3                                 | 8.3                         | 3.7                                  |
| 鹤 壁 市 Hebi           | 5.0                | 3.0             | 3.0          | 1.3                                  | 1.9                         | 0.1                                  |
| 新 乡 市 Xinxiang       | 21.4               | 15.6            | 7.7          | 15.1                                 | 3.8                         | 0.6                                  |
| 焦 作 市 Jiaozuo        | 8.3                | 4.1             | 2.0          | 3.8                                  | 3.4                         | 0.6                                  |
| 濮 阳 市 Puyang         | 29.5               | 22.3            | 14.1         | 21.6                                 | 3.2                         | 2.0                                  |
| 许 昌 市 Xuchang        | 11.3               | 5.0             | 5.0          | 5.0                                  | 3.5                         | 0.1                                  |
| 漯 河 市 Luohe          | 6.1                | 1.8             | 1.8          | 0.9                                  | 3.6                         | 1.4                                  |
| 三 门 峡 市 Sanmenxia    | 13.2               | 9.6             | 1.3          | 9.2                                  | 3.4                         | 1.7                                  |
| 南 阳 市 Nanyang        | 15.3               | 4.6             | 4.2          | 2.8                                  | 9.1                         | 2.0                                  |
| 商 丘 市 Shangqiu       | 10.4               | 7.1             | 4.6          | 5.9                                  | 2.7                         | 0.7                                  |
| 信 阳 市 Xinyang        | 13.1               | 5.2             | 5.1          | 4.3                                  | 7.4                         | 1.0                                  |
| 周 口 市 Zhoukou        | 15.9               | 5.4             | 5.4          | 2.9                                  | 9.9                         | 1.4                                  |
| 驻 马 店 市 Zhumadian    | 7.0                | 3.9             | 3.9          | 3.4                                  | 2.8                         | 0.1                                  |
| 济 源 市 Jiyuan         | 2.5                | 1.8             | 1.8          | 1.2                                  | 0.3                         |                                      |

## 12-18 各市建筑业自有机械设备净值 (2000年底)

Net Value of Machinery and Equipment Owned in  
Construction by City(End of 2000)

单位: 万元

(10 000 yuan)

| 市<br>City            | 自有设备净值<br>Net Value of<br>Machinery and<br>Equipment Owned | #国有             |                 |                                      | #集体                  |                                      |
|----------------------|--|-----------------|-----------------|--------------------------------------|----------------------|--------------------------------------|
|                      |  | State-<br>owned | #地方<br>Local    | #资质一、二级<br>First and<br>Second Grade | Collective-<br>owned | #资质一、二级<br>First and<br>Second Grade |
| <b>全 省 Total</b>     | <b>423607.3</b>  | <b>264987.9</b> | <b>147349.7</b> | <b>246997.3</b>                      | <b>105560.3</b>      | <b>28235.6</b>                       |
| 郑 州 市 Zhengzhou      | 113502.5   | 75703.4         | 36888.0         | 74244.3                              | 17684.0              | 7888.1                               |
| 开 封 市 Kaifeng        | 4817.7   | 3917.7          | 3336.1          | 3578.8                               | 852.0                | 304.4                                |
| 洛 阳 市 Luoyang        | 59468.8  | 46637.3         | 16733.6         | 46145.4                              | 10557.9              | 4469.7                               |
| 平 顶 山 市 Pingdingshan | 23759.4  | 13067.0         | 3513.5          | 12046.2                              | 4348.7               | 972.9                                |
| 安 阳 市 Anyang         | 29184.5  | 19730.4         | 19730.4         | 19081.1                              | 7415.6               | 1332.7                               |
| 鹤 壁 市 Hebi           | 5572.0   | 3009.1          | 3009.1          | 1943.1                               | 2320.0               | 467.9                                |
| 新 乡 市 Xinxiang       | 23498.8  | 16694.8         | 6693.0          | 15619.5                              | 3667.0               | 889.4                                |
| 焦 作 市 Jiaozuo        | 9984.3   | 6492.4          | 2205.2          | 6418.0                               | 2764.6               | 752.7                                |
| 濮 阳 市 Puyang         | 30699.3  | 17754.6         | 8182.4          | 16862.3                              | 5326.9               | 2352.4                               |
| 许 昌 市 Xuchang        | 15830.6  | 4943.9          | 4943.9          | 4904.7                               | 5526.6               | 160.9                                |
| 漯 河 市 Luohe          | 7158.0   | 2176.9          | 2176.9          | 815.0                                | 4764.7               | 1763.8                               |
| 三 门 峡 市 Sanmenxia    | 17509.7  | 12854.1         | 1104.4          | 12601.6                              | 3769.0               | 1772.4                               |
| 南 阳 市 Nanyang        | 25725.5  | 11229.3         | 10582.3         | 8213.6                               | 13107.5              | 2350.7                               |
| 商 丘 市 Shangqiu       | 13782.6  | 10504.7         | 7980.8          | 9755.2                               | 3138.0               | 976.0                                |
| 信 阳 市 Xinyang        | 24221.0  | 11165.0         | 11162.8         | 8804.9                               | 12509.9              | 1245.6                               |
| 周 口 市 Zhoukou        | 10720.5  | 4149.3          | 4149.3          | 2296.8                               | 5061.3               | 433.0                                |
| 驻 马 店 市 Zhumadian    | 6649.9   | 3973.4          | 3973.4          | 2858.9                               | 2445.0               | 103.0                                |
| 济 源 市 Jiyuan         | 1522.2   | 984.6           | 984.6           | 807.9                                | 301.6                |                                      |

## 12-19 各市建筑业实收资本 (2000年)

## Capitals Hold of Construction by City(2000)

单位: 万元

(10 000 yuan)

| 市<br>City            | 实收资本<br>Capitals<br>Hold | #国有             |                 |                                      | #集体                  |                                      |
|----------------------|--------------------------|-----------------|-----------------|--------------------------------------|----------------------|--------------------------------------|
|                      |                          | State-<br>owned | #地方<br>Local    | #资质一、二级<br>First and<br>Second Grade | Collective-<br>owned | #资质一、二级<br>First and<br>Second Grade |
| <b>全 省 Total</b>     | <b>913178.0</b>          | <b>461654.6</b> | <b>299455.6</b> | <b>408878.2</b>                      | <b>291241.1</b>      | <b>104346.3</b>                      |
| 郑 州 市 Zhengzhou      | 251203.8                 | 141513.0        | 73977.7         | 136348.5                             | 50250.4              | 29327.2                              |
| 开 封 市 Kaifeng        | 28470.8                  | 18865.8         | 12376.3         | 17771.4                              | 8903.5               | 3619.1                               |
| 洛 阳 市 Luoyang        | 93739.6                  | 56666.2         | 22123.0         | 54193.2                              | 31600.7              | 11044.4                              |
| 平 顶 山 市 Pingdingshan | 39951.2                  | 17361.3         | 6543.7          | 15867.7                              | 9087.5               | 350.1                                |
| 安 阳 市 Anyang         | 82229.8                  | 50029.9         | 50029.9         | 48518.9                              | 27743.0              | 12549.4                              |
| 鹤 壁 市 Hebi           | 11934.9                  | 6031.6          | 6031.6          | 3319.8                               | 4925.3               | 368.4                                |
| 新 乡 市 Xinxiang       | 66112.7                  | 31335.1         | 22016.1         | 28974.0                              | 19103.6              | 9160.6                               |
| 焦 作 市 Jiaozuo        | 18297.9                  | 5704.1          | 5040.4          | 5232.8                               | 9171.1               | 807.0                                |
| 濮 阳 市 Puyang         | 64535.6                  | 30764.6         | 23548.6         | 29431.9                              | 12246.1              | 5107.7                               |
| 许 昌 市 Xuchang        | 29326.0                  | 5470.0          | 5470.0          | 4939.5                               | 12818.2              | 1370.1                               |
| 漯 河 市 Luohe          | 14026.0                  | 838.0           | 838.0           | 404.5                                | 11228.4              | 6786.3                               |
| 三 门 峡 市 Sanmenxia    | 34287.0                  | 23060.5         | 5293.7          | 18504.8                              | 7356.9               | 3534.2                               |
| 南 阳 市 Nanyang        | 71495.7                  | 36222.8         | 33939.8         | 19066.3                              | 27353.4              | 8995.5                               |
| 商 丘 市 Shangqiu       | 20231.5                  | 9867.4          | 4367.4          | 7810.7                               | 7884.0               | 4035.5                               |
| 信 阳 市 Xinyang        | 40911.3                  | 11784.2         | 11719.3         | 10237.2                              | 28123.7              | 2020.7                               |
| 周 口 市 Zhoukou        | 28813.7                  | 8418.6          | 8418.6          | 3515.3                               | 14920.8              | 3590.1                               |
| 驻 马 店 市 Zhumadian    | 12257.2                  | 4740.9          | 4740.9          | 2298.6                               | 7224.9               | 1680.0                               |
| 济 源 市 Jiyuan         | 5353.3                   | 2980.6          | 2980.6          | 2443.1                               | 1299.6               |                                      |

## 12-20 各市建筑业流动资产 (2000年底)

## Circulating Funds of Construction by City(End of 2000)

单位: 万元

(10 000 yuan)

| 市<br>City            | 流动资产<br>合计<br>Total<br>Circulating<br>Funds | #国有              |                 |                                      | #集体                  |                                      |
|----------------------|---|------------------|-----------------|--------------------------------------|----------------------|--------------------------------------|
|                      |   | State-<br>owned  | #地方<br>Local    | #资质一、二级<br>First and<br>Second Grade | Collective-<br>owned | #资质一、二级<br>First and<br>Second Grade |
| <b>全 省 Total</b>     | <b>2345032.7</b>                            | <b>1530444.9</b> | <b>733333.5</b> | <b>1437250.2</b>                     | <b>505196.1</b>      | <b>158821.0</b>                      |
| 郑 州 市 Zhengzhou      | 642115.3                                    | 489557.1         | 203265.7        | 480814.7                             | 77617.7              | 38507.9                              |
| 开 封 市 Kaifeng        | 72951.8                                     | 55561.0          | 32190.8         | 51892.8                              | 16882.5              | 11358.0                              |
| 洛 阳 市 Luoyang        | 432979.3                                    | 342647.8         | 106924.7        | 339420.7                             | 56203.1              | 19417.7                              |
| 平 顶 山 市 Pingdingshan | 151953.6                                    | 103583.4         | 36795.6         | 100752.8                             | 34515.2              | 4604.0                               |
| 安 阳 市 Anyang         | 105912.9                                    | 44546.5          | 44546.5         | 41845.4                              | 39516.6              | 10152.3                              |
| 鹤 壁 市 Hebi           | 32667.7                                     | 11696.9          | 11696.9         | 6153.3                               | 17061.0              | 3432.6                               |
| 新 乡 市 Xinxiang       | 181535.8                                    | 106589.7         | 48381.6         | 101099.1                             | 36122.4              | 17298.1                              |
| 焦 作 市 Jiaozuo        | 61900.3                                     | 36141.9          | 15172.3         | 35491.5                              | 17780.4              | 6026.8                               |
| 濮 阳 市 Puyang         | 100899.8                                    | 57671.9          | 36463.9         | 54323.9                              | 14589.4              | 4235.1                               |
| 许 昌 市 Xuchang        | 54642.7                                     | 18785.4          | 18785.4         | 14910.2                              | 16458.9              | 1461.7                               |
| 漯 河 市 Luohe          | 15916.7                                     | 5268.2           | 5268.2          | 2170.9                               | 7944.2               | 1765.0                               |
| 三 门 峡 市 Sanmenxia    | 79560.6                                     | 55892.0          | 16341.1         | 48085.6                              | 16512.1              | 6550.5                               |
| 南 阳 市 Nanyang        | 173121.2                                    | 90937.0          | 65151.9         | 70185.6                              | 39541.7              | 8973.6                               |
| 商 丘 市 Shangqiu       | 72083.5                                     | 53587.7          | 34458.2         | 48910.5                              | 16872.3              | 5479.5                               |
| 信 阳 市 Xinyang        | 71194.8                                     | 19703.4          | 19615.7         | 16857.5                              | 49288.7              | 13271.3                              |
| 周 口 市 Zhoukou        | 40500.3                                     | 10027.1          | 10027.1         | 4683.7                               | 23239.8              | 4936.9                               |
| 驻 马 店 市 Zhumadian    | 44173.1                                     | 20465.3          | 20465.3         | 12136.9                              | 22831.8              | 1350.0                               |
| 济 源 市 Jiyuan         | 10923.3                                     | 7782.6           | 7782.6          | 7515.1                               | 2218.3               |                                      |

## 12-21 各市建筑业固定资产原价 (2000年底)

## Original Value of Fixed Asset in Construction by City(End of 2000)

单位: 万元

(10 000 yuan)

| 市<br>City            | 固定资产<br>原价<br>Original Value of<br>Fixed Assets | #国有             |                 |                                      | #集体                  |                                      |
|----------------------|---|-----------------|-----------------|--------------------------------------|----------------------|--------------------------------------|
|                      |   | State-<br>owned | #地方<br>Local    | #资质一、二级<br>First and<br>Second Grade | Collective-<br>owned | #资质一、二级<br>First and<br>Second Grade |
| <b>全 省 Total</b>     | <b>1346872.6</b>                                | <b>851908.2</b> | <b>456501.9</b> | <b>788152.0</b>                      | <b>329353.6</b>      | <b>108801.0</b>                      |
| 郑 州 市 Zhengzhou      | 341798.7  | 246433.4        | 101279.0        | 240914.0                             | 51010.4              | 27097.0                              |
| 开 封 市 Kaifeng        | 49864.2   | 39855.5         | 22973.1         | 38035.5                              | 9460.1               | 4346.2                               |
| 洛 阳 市 Luoyang        | 202665.3  | 159606.5        | 64149.2         | 156994.7                             | 36151.7              | 9593.4                               |
| 平 顶 山 市 Pingdingshan | 70730.4   | 42623.7         | 16966.4         | 39510.0                              | 13868.3              | 2954.0                               |
| 安 阳 市 Anyang         | 96288.6   | 56191.9         | 56191.9         | 53939.0                              | 33301.3              | 14758.4                              |
| 鹤 壁 市 Hebi           | 15919.1   | 8361.4          | 8361.4          | 3954.5                               | 6835.3               | 621.0                                |
| 新 乡 市 Xinxiang       | 81245.0   | 53316.2         | 27412.4         | 50201.7                              | 15106.9              | 7221.5                               |
| 焦 作 市 Jiaozuo        | 37296.2   | 19881.3         | 9221.9          | 19353.4                              | 13476.1              | 4884.8                               |
| 濮 阳 市 Puyang         | 93303.4   | 46759.2         | 22350.2         | 44621.5                              | 17985.0              | 8864.9                               |
| 许 昌 市 Xuchang        | 44327.8   | 13592.3         | 13592.3         | 12589.2                              | 13406.9              | 2504.6                               |
| 漯 河 市 Luohe          | 10545.3   | 1586.9          | 1586.9          | 1205.7                               | 7386.1               | 2747.8                               |
| 三 门 峡 市 Sanmenxia    | 55491.8   | 44229.7         | 7722.5          | 42085.0                              | 8205.0               | 2948.8                               |
| 南 阳 市 Nanyang        | 87103.7   | 42146.1         | 38883.0         | 22213.1                              | 32174.6              | 10091.7                              |
| 商 丘 市 Shangqiu       | 39368.1   | 27558.6         | 16123.6         | 25111.3                              | 9779.8               | 4081.4                               |
| 信 阳 市 Xinyang        | 58074.0   | 25070.4         | 24993.0         | 21389.7                              | 32102.4              | 2149.7                               |
| 周 口 市 Zhoukou        | 33974.3   | 10300.7         | 10300.7         | 5634.0                               | 16390.7              | 2115.8                               |
| 驻 马 店 市 Zhumadian    | 23073.1   | 10647.7         | 10647.7         | 7236.7                               | 11509.2              | 1820.0                               |
| 济 源 市 Jiyuan         | 5803.6  | 3746.7          | 3746.7          | 3163.0                               | 1203.8               |                                      |



## 12-22 各市建筑业工程结算收入 (2000年)

## Revenue of Project Settlement Accounts of Construction by City(2000)

单位: 万元

(10 000 yuan)

| 市<br>City            | 工程结算收入<br>Revenue of<br>Project<br>Settlement<br>Accounts | #国有              |                 |                           | #集体                  |                           |
|----------------------|---|------------------|-----------------|---------------------------|----------------------|---------------------------|
|                      |   | State-<br>owned  | #地方             | #资质一、二级                   | Collective-<br>owned | #资质一、二级                   |
|                      |   |                  | Local           | First and<br>Second Grade |                      | First and<br>Second Grade |
| <b>全 省 Total</b>     | <b>3202805.2</b>  | <b>1980843.1</b> | <b>849637.2</b> | <b>1833936.4</b>          | <b>835385.1</b>      | <b>245187.9</b>           |
| 郑 州 市 Zhengzhou      | 855353.0  | 590533.4         | 250974.1        | 568769.8                  | 126676.9             | 75639.2                   |
| 开 封 市 Kaifeng        | 103168.5  | 75993.6          | 32760.8         | 69679.8                   | 25758.0              | 10265.5                   |
| 洛 阳 市 Luoyang        | 540401.7  | 453100.5         | 78762.8         | 448015.1                  | 64138.9              | 17444.5                   |
| 平 顶 山 市 Pingdingshan | 149516.2  | 93186.6          | 23365.8         | 88211.5                   | 34344.6              | 8526.7                    |
| 安 阳 市 Anyang         | 199354.2  | 93901.4          | 93901.4         | 86109.0                   | 89227.8              | 17794.6                   |
| 鹤 壁 市 Hebi           | 34329.6   | 19537.4          | 19537.4         | 10147.4                   | 11759.1              | 702.9                     |
| 新 乡 市 Xinxiang       | 259850.2  | 179082.1         | 54215.6         | 165890.1                  | 43140.1              | 11935.9                   |
| 焦 作 市 Jiaozuo        | 87236.9   | 61658.3          | 10626.9         | 61118.0                   | 20011.4              | 7236.5                    |
| 濮 阳 市 Puyang         | 216753.6  | 115920.5         | 60534.5         | 111126.7                  | 57432.4              | 28471.6                   |
| 许 昌 市 Xuchang        | 84126.3   | 9531.8           | 9531.8          | 7510.3                    | 40514.5              | 2237.0                    |
| 漯 河 市 Luohe          | 32298.6   | 4565.2           | 4565.2          | 2027.3                    | 21628.5              | 5862.4                    |
| 三 门 峡 市 Sanmenxia    | 58868.2   | 36729.9          | 9597.9          | 33694.1                   | 17537.1              | 4120.6                    |
| 南 阳 市 Nanyang        | 198408.8  | 98122.3          | 79107.8         | 69093.4                   | 72975.6              | 21921.5                   |
| 商 丘 市 Shangqiu       | 100464.8  | 57926.3          | 31489.3         | 52378.0                   | 33463.5              | 11463.1                   |
| 信 阳 市 Xinyang        | 131442.6  | 33825.0          | 33437.1         | 28081.9                   | 94141.1              | 8811.1                    |
| 周 口 市 Zhoukou        | 91016.0   | 29218.8          | 29218.8         | 14360.8                   | 53500.7              | 11938.8                   |
| 驻 马 店 市 Zhumadian    | 54839.1   | 25334.0          | 25334.0         | 15359.2                   | 27274.3              | 816.0                     |
| 济 源 市 Jiyuan         | 5376.9  | 2676.0           | 2676.0          | 2364.0                    | 1860.6               |                           |

## 12-23 各市建筑业利润总额 (2000年)

## Total Profits of Construction by City(2000)

单位: 万元

(10 000 yuan)

| 市<br>City            | 利润总额<br>Total Profits | #国有             |                |                           | #集体                  |                           |
|----------------------|-----------------------|-----------------|----------------|---------------------------|----------------------|---------------------------|
|                      |                       | State-<br>owned | #地方            | #资质一、二级                   | Collective-<br>owned | #资质一、二级                   |
|                      |                       |                 | Local          | First and<br>Second Grade |                      | First and<br>Second Grade |
| <b>全 省 Total</b>     | <b>30936.2</b>        | <b>-6038.9</b>  | <b>-8138.9</b> | <b>-8212.5</b>            | <b>29152.9</b>       | <b>6438.4</b>             |
| 郑 州 市 Zhengzhou      | 3507.7                | -611.7          | -187.7         | -888.9                    | 2484.9               | 1670.2                    |
| 开 封 市 Kaifeng        | 418.3                 | -584.9          | -1141.1        | -313.2                    | 1050.6               | -13.1                     |
| 洛 阳 市 Luoyang        | -8040.0               | -10712.5        | -9685.7        | -10726.4                  | 2341.1               | 767.1                     |
| 平 顶 山 市 Pingdingshan | 528.4                 | -46.7           | -438.7         | 44.7                      | 377.1                | 59.4                      |
| 安 阳 市 Anyang         | 1411.0                | -944.2          | -944.2         | -1217.3                   | 1689.5               | 340.6                     |
| 鹤 壁 市 Hebi           | -57.0                 | -284.9          | -284.9         | -257.4                    | 302.1                | -15.3                     |
| 新 乡 市 Xinxiang       | 4511.2                | 3417.4          | 1094.9         | 3338.4                    | 1044.8               | -313.9                    |
| 焦 作 市 Jiaozuo        | 88.2                  | 183.7           | -34.6          | 165.7                     | -272.2               | 10.9                      |
| 濮 阳 市 Puyang         | 5261.1                | 187.4           | 187.4          | 86.7                      | 3525.6               | 1821.2                    |
| 许 昌 市 Xuchang        | 4306.9                | -648.6          | -648.6         | -748.0                    | 2970.8               | 5.7                       |
| 漯 河 市 Luohe          | 1453.5                | -23.8           | -23.8          | 39.7                      | 1116.0               | 43.7                      |
| 三 门 峡 市 Sanmenxia    | 709.8                 | 66.5            | 252.9          | 204.8                     | 658.0                | 164.5                     |
| 南 阳 市 Nanyang        | 3270.8                | 1354.7          | 1321.7         | 549.4                     | 1924.9               | 638.3                     |
| 商 丘 市 Shangqiu       | 5147.9                | 3101.1          | 2912.1         | 2927.5                    | 1399.2               | 343.0                     |
| 信 阳 市 Xinyang        | 2725.2                | -1136.1         | -1162.3        | -1213.2                   | 3828.9               | 136.3                     |
| 周 口 市 Zhoukou        | 4781.7                | 833.3           | 833.3          | 263.6                     | 3753.1               | 739.8                     |
| 驻 马 店 市 Zhumadian    | 894.5                 | -250.7          | -250.7         | -530.8                    | 1004.3               | 40.0                      |
| 济 源 市 Jiyuan         | 17.0                  | 61.1            | 61.1           | 62.2                      | -45.8                |                           |

## 12-24 各市建筑业利税总额 (2000年)

## Total Pre-Tax Profits of Construction by City(2000)

单位: 万元

(10 000 yuan)

| 市<br>City            | 利税总额<br>Total Pre-Tax Profits | #国有<br>State-owned |                                   |              | #集体<br>Collective-owned           |         |
|----------------------|-------------------------------|--------------------|-----------------------------------|--------------|-----------------------------------|---------|
|                      |                               | #地方<br>Local       | #资质一、二级<br>First and Second Grade | #地方<br>Local | #资质一、二级<br>First and Second Grade |         |
| 全 省 Total            | 148547.3                      | 62332.6            | 29559.4                           | 54313.8      | 64694.3                           | 18350.9 |
| 郑 州 市 Zhengzhou      | 35374.2                       | 18810.8            | 8544.9                            | 17798.0      | 10016.3                           | 7241.8  |
| 开 封 市 Kaifeng        | 3580.9                        | 1649.1             | -166.8                            | 1793.9       | 1932.1                            | 297.2   |
| 洛 阳 市 Luoyang        | 6407.0                        | 654.0              | -7379.1                           | 502.0        | 4443.1                            | 1301.1  |
| 平 顶 山 市 Pingdingshan | 5962.2                        | 3300.9             | 386.7                             | 3211.3       | 1718.9                            | 304.4   |
| 安 阳 市 Anyang         | 15183.7                       | 9615.3             | 9615.3                            | 9094.0       | 4308.5                            | 1114.9  |
| 鹤 壁 市 Hebi           | 1295.8                        | 380.6              | 380.6                             | 89.7         | 757.1                             | 1.1     |
| 新 乡 市 Xinxiang       | 15296.7                       | 8580.5             | 3188.9                            | 8142.8       | 5458.5                            | 414.9   |
| 焦 作 市 Jiaozuo        | 2673.2                        | 1901.0             | 280.4                             | 1848.1       | 406.2                             | 243.8   |
| 濮 阳 市 Puyang         | 11834.3                       | 3829.6             | 3188.6                            | 2986.3       | 4713.6                            | 2263.6  |
| 许 昌 市 Xuchang        | 6811.8                        | -306.8             | -306.8                            | -486.0       | 4232.0                            | 118.3   |
| 漯 河 市 Luohe          | 2362.6                        | 38.4               | 38.4                              | 59.9         | 1805.3                            | 238.9   |
| 三 门 峡 市 Sanmenxia    | 2625.7                        | 1163.1             | 563.0                             | 1216.5       | 1314.2                            | 361.7   |
| 南 阳 市 Nanyang        | 10155.9                       | 4814.3             | 4136.1                            | 2794.4       | 4582.3                            | 1330.3  |
| 商 丘 市 Shangqiu       | 8610.2                        | 4699.0             | 3925.4                            | 4391.5       | 2925.0                            | 1161.6  |
| 信 阳 市 Xinyang        | 7245.8                        | 173.9              | 134.9                             | -89.0        | 6923.4                            | 451.6   |
| 周 口 市 Zhoukou        | 9262.6                        | 2223.1             | 2223.1                            | 903.8        | 6474.0                            | 1224.5  |
| 驻 马 店 市 Zhumadian    | 3623.8                        | 620.8              | 620.8                             | -86.6        | 2657.6                            | 281.2   |
| 济 源 市 Jiyuan         | 240.9                         | 185.0              | 185.0                             | 143.2        | 26.2                              |         |

## 主要统计指标解释

**建筑业统计单位** 指从事房屋、构筑物建造和设备安装活动的法人企业。建筑业法人企业应同时具备的条件是：① 依法成立，有自己的名称、组织机构和场所，能够承担民事责任；② 独立拥有和使用资产，承担负债，有权与其他单位 签订合同；③ 独立核算盈亏，能够编制资产负债表。

**建筑业总产值(即自行完成施工产值)** 是以货币表现的建筑安装企业在一定时期内生产的建筑业产品的总和。建筑业总产值包括：

(1)**建筑工程产值**：指列入建筑工程预算内的各种工程价值。

(2)**设备安装工程产值**：指设备安装工程价值，不包括被 安装设备本身价值。

(3)**房屋、构筑物修产值**：指房屋、构筑物修理所完成的价值，但不包括被修理房屋、构筑物本身的价值和生产设备的修理价值。

(4)**非标准设备制造产值**：指加工制造没有定型的、非标准的生产设备的加工费和原材料价值，以及附属加工厂为本企业承建工程制作的非标准设备的价值。目前建筑业增加值采用分配法（收入法）计算，即从收入的角度出发，根据生产要素在生产过程中应得的收入份额计算。具体计算公式为：

建筑业增加值 = 本年提取的固定资产折旧 + 应付工资 + 应付福利费 + 管理费用中的劳动待业保险金、税金 + 工程结算税金及附加 + 工程结算利润

**房屋建筑施工面积** 指在报告期内施工的全部房屋建筑面积，包括本期新开工的房屋面积、上期施工跨入本期继续施工的房屋面积、上期停缓建在本期恢复施工的房屋面积、本期竣工的房屋面积及本期施工后又停缓建的房屋面积。

**房屋建筑竣工面积** 指在报告期内房屋建筑按照设计要求全部完工，达到了住人和使用条件，经验收鉴定合格，正式移交使用单位的房屋建筑面积。

**自有机械设备年末总台数** 指归本企业所有，属于本企业固定资产的生产性机械设备年末总台数。包括施工机械、生产设备、运输设备以及其他设备。

**自有机械设备年末总功率** 指本企业自有施工机械、生产设备、运输设备以及其他设备等列为在册固定资产的生产性机械设备年末总功率，按设定能力或查定能力计算。包括机械本身的动力和为该机械服务的单独动力设备，如电动机等。计算单位用千瓦，动力换算可按 1 马力 = 0.735 千瓦折合成千瓦数。电焊机、变压器、锅炉不计算动力。

**工程结算收入** 指企业承包工程实现的工程价款结算收入，以及向发包单位收取的除工程价款以外的按规定列作营业收入的各种款项，如临时设施费、劳动保险费、施工机械调迁费等以及向发包单位收取的各种索赔款。

**工程结算利润** 指已结算工程实现的利润，如亏损以“-”号表示。计算公式为：

工程结算利润 = 工程结算收入 - 工程结算成本 - 工程结算税金及附加

**企业总收入** 指与企业生产经营直接有关的各项收入，包括工程结算收入和其他业务收入。计算公式为：

企业总收入 = 工程结算收入 + 其他业务收入

## Explanatory Notes on Main Statistical Indicators

**Statistical Unit in Construction** refers to corporate enterprise engaged in the construction of buildings and structures and in the installation of equipment. A corporate construction enterprise should meet the following 3 requirements:①being set up in line with relevant legal basis, having its full name, organization and location, and capable of taking civil liabilities;②independently possessing and using its assets and assuming its liabilities, and entitled to sign contracts with other institutions; and ③ making independent accounts of its profits and losses, and capable of compiling its own balance sheet.

**Gross Output Value of Construction (Output Value of Projects Under Construction)** refers to total of construction products, expressed in money terms, completed by construction and installation enterprises during a given period of time. It includes:

- (1) Output value of construction projects, that is the value of projects covered by the project budgets;
- (2) Output value of installation projects, that is the value of the installation of equipment, (excluding the value of the equipment to be installed);
- (3) Output value of repair of buildings and structures, that is the value created through the repairs of buildings or structures, but does not include the value of buildings or structures being repaired and the value of the repair of production equipment;
- (4) Output value of manufactured non-standard equipment, that is the value of non-standard production equipment (including raw materials and manufacturing cost) made for the construction project, and the equipment manufactured by subsidiary workshops.

**Value-added of Construction** refers to the final result of the activities of production and management of construction in monetary terms in the reference period. At present, the value-added of construction is calculated with the income approach. In other words, it is the sum of income of various production factors in the production process. The formula is as follows:

Value-added of construction = depreciation of fixed assets in the year + wages payable + welfare expenses payable + insurance premium and tax for waiting for employment in the administrative expenses + taxes and surcharges on project settlement + profit gained from project settlement.

**Floor Space of Buildings Under Construction** refers to floor space of buildings under construction during the reference period, including newly started buildings, buildings started earlier and continued during the reference period, and buildings suspended earlier but restarted during the reference period, buildings completed during the reference period, and buildings under construction and then suspended during the reference period.

**Floor Space of Buildings Completed** refers to the floor space of buildings that are completed in the reference period in accordance with the requirements of the design, up to the standard for putting them into use, and have been checked and accepted by concerned departments as qualified ones.

**Total Number of Machinery and Equipment Owned by the End of Year** refers to the number of machines and equipment owned by the enterprises, and listed as the fixed assets of the enterprises by the end of the year, including machinery and equipment for construction, production and transportation.

**Total Power of Machinery and Equipment Owned by the End of Year** refers to the total power of machinery and equipment owned by the enterprises, and listed as the fixed assets of the enterprises by the end of the year, including machinery and equipment for construction, production and transportation. The power of the machinery is calculated on basis of the designed or verified capacity, covering the power of the machinery/equipment and the separate power equipment serving the machinery/equipment (such as electric motors), but excluding welders, transformers and boilers. The unit used for the calculation of power is kilowatt, with horsepower converted to kilowatt by 1 horsepower = 0.735 kilowatt.

**Income from Settlement of Projects** refers to the income received by the construction enterprise from the contracted project through settlement procedures, and other charges to the contractee as operational costs in addition to the value of the project, such as temporary facility fee, labour insurance premium, moving cost of construction equipment, as well as various types of claims to the contractee.

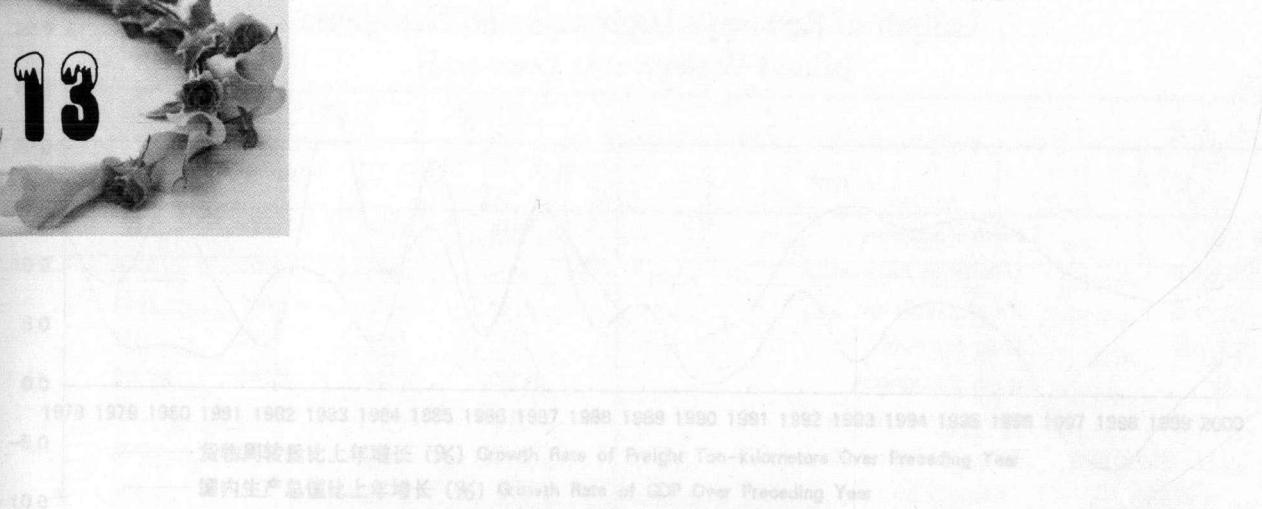
**Profit from Settlement of Projects** refers to profit realized through settled projects. It is calculated with the following formula:  
Profit from Settlement of Projects = Income from Settlement of Projects - Settled Cost - Settled Taxes and Other Cost

**Total Revenue of Enterprises** refers to the sum of income from production and operation of enterprises, including income from settlement of projects and other operational income, namely:

**Total Revenue of Enterprises = Income from Settlement of Projects + Other Operational Income**




货物周转量与国内生产总值增长速度 (%)  
Rate of Freight Ton-kilometers and Gross Domestic Product (%)



# 运输和邮电

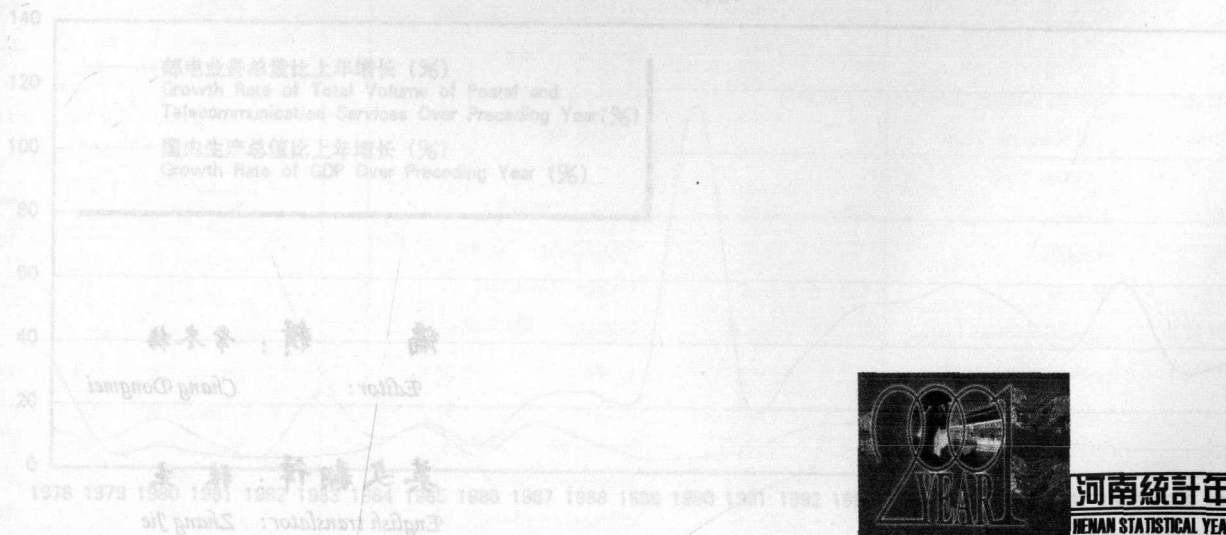
## Transportation, Postal and Telecommunications Services

旅客发送量构成 (万人)



邮电业务总量与国内生产总值增长速度 (%)

Growth Rate of Total Volume of Postal and Telecommunication Services and Gross Domestic Product (%)



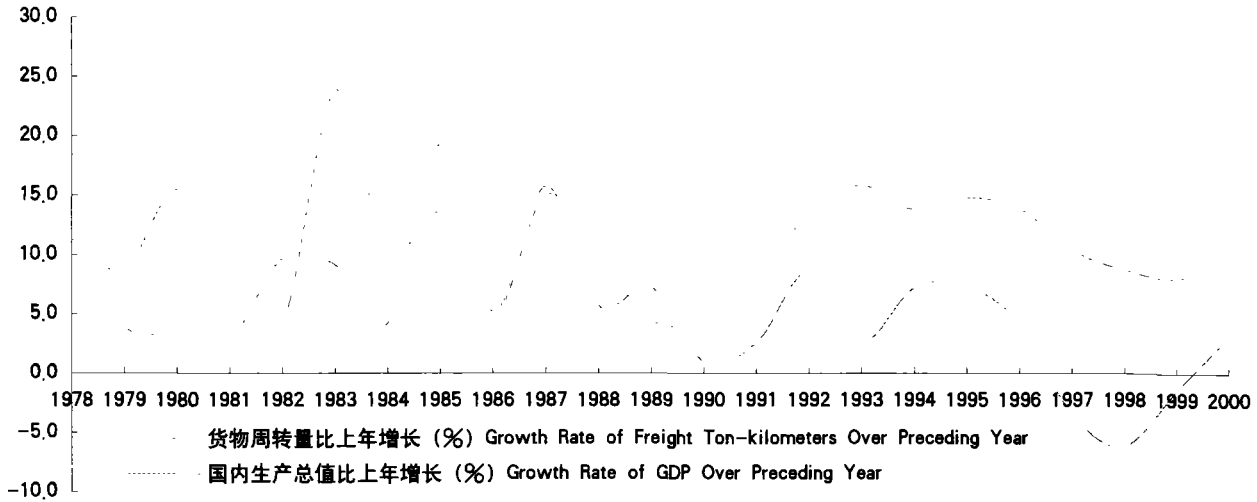
**编 辑：**常冬梅

*Editor: Chang Dongmei*

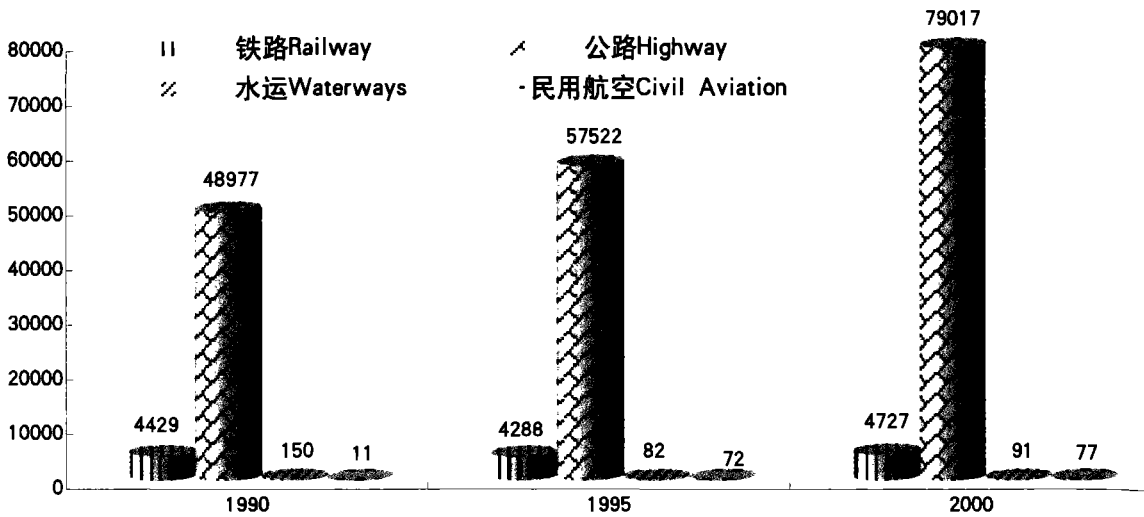
**英文翻译：**张杰

*English translator: Zhang Jie*

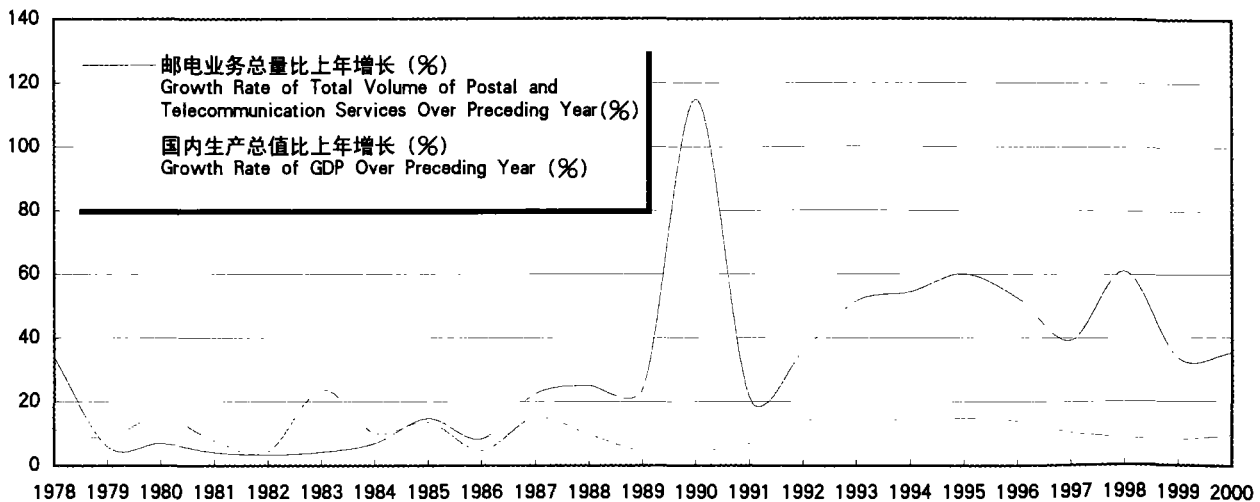
**货物周转量与国内生产总值增长速度 (%)**  
Growth Rate of Freight Ton-kilometers and Gross Domestic Product (%)



**旅客发送量构成(万人)**  
Composition of Passenger Departing (10 000 persons)



**邮电业务总量与国内生产总值增长速度 (%)**  
Growth Rate of Total Volume of Postal and Telecommunication Services and Gross Domestic Product (%)





### 13-1 铁路、公路、内河通车通航里程(年底数)

#### Length of Railways, Highways and Navigable Inland Waterways (Year-end)

单位: 公里

(km)

| 指标        | Item  | 1985         | 1990         | 1995         | 1999         | 2000         |
|-----------|---|--------------|--------------|--------------|--------------|--------------|
| <b>铁路</b> | <b>Length of Railways</b>                   | <b>3248</b>  | <b>3536</b>  | <b>3382</b>  | <b>3354</b>  | <b>3354</b>  |
| #电气化      | Electrified Railways                        |              | 384          | 3061         | 3504         | 3768         |
| 中央铁路      | National Railways                           | 1926         | 2179         | 2089         | 2043         | 2043         |
| 地方铁路      | Local Railways                              | 1322         | 1357         | 1293         | 1311         | 1311         |
| <b>公路</b> | <b>Length of Highways</b>                   | <b>38840</b> | <b>43150</b> | <b>49707</b> | <b>60330</b> | <b>64453</b> |
| #晴雨通车     | All-weather Highways                        | 23811        | 29793        | 38734        | 51274        | 55770        |
| #高级、次高级路面 | Senior and Second-senior                    | 16626        | 20991        | 30299        | 43205        | 46917        |
| #高速公路     | Expressways                                 |              |              |              | 465          | 505          |
| <b>内河</b> | <b>Length of Navigable Inland Waterways</b> | <b>1110</b>  | <b>1110</b>  | <b>1104</b>  | <b>1104</b>  | <b>1104</b>  |
| #水深一米以上   | Depths of One Meter and Over                | 997          | 1110         | 1104         | 1104         | 1104         |

注: 铁路通车里程为正线里程; 铁路电气化里程为郑州铁路局全局数据。

a) Length of railways refers to trunk lines. Length of electrified railways refers to data of Zhengzhou Railway Administration.

### 13-2 地方铁路分线路里程(2000年底)

#### Length of Local Railways by Line (End of 2000)

单位: 公里

(km)

| 线路名称         | Names of Route  | 起止地点      | The beginning and Ending     | 延展里程<br>Extension<br>Length of<br>the Trunk Lines | 正线里程<br>Length<br>of the<br>Trunk Lines |
|--------------|---|-----------|------------------------------|---|---|
| <b>总计</b>    | <b>Total</b>  |           |                              | <b>1669</b>                                       | <b>1311</b>                             |
| 漯阜线          | Luofu   | 漯河----宋阁  | Luohe---Songge               | 209   | 137                                     |
| 漯舞线          | Luowu   | 漯河----舞阳  | Luohe---Wuyang               | 94  | 69                                      |
| 风郸线          | Fengdan   | 凤翅山----郸城 | Fengchishan---Dancheng       | 386   | 288                                     |
| 朝杞线          | Chaoqi  | 朝阳沟----开封 | Chaoyanggou---Kaifeng        | 314   | 253                                     |
| 汤台线          | Tangtai   | 汤阴----台前  | Tangyin---Taiqian            | 177   | 161                                     |
| 新乡南货场<br>专用线 | Special Railway Line<br>of Xinxiang South<br>Goods Yard | 新乡南货场     | Xinxiang South<br>Goods Yard | 3   | 1                                       |
| 克温线          | Kewen   | 克井----温县  | Kejing---Wenxian             | 113   | 95                                      |
| 方修线          | Fangxiu   | 方庄----修武  | Fangzhuang---Xiuwu           | 21  | 19                                      |
| 辉吴线          | Huiwu   | 辉县----吴村  | Huixian---Wucun              | 60  | 46                                      |
| 新乡北货场<br>专用线 | Special Railway Line<br>of Xinxiang north<br>Goods Yard | 新乡----小白屯 | Xinxiang---Xiaobaitun        | 11  | 5                                       |
| 驻平线          | Zhuping   | 驻马店----平舆 | Zhumadian---Pingyu           | 90  | 84                                      |
| 南保线          | Nanbao  | 南阳----保安  | Nanyang---Baoan              | 85  | 73                                      |
| 明堡线          | Mingbao   | 明港----堡子  | Minggang---Baozi             | 75  | 56                                      |
| 泌堡线          | Beibao  | 泌阳----堡子  | Beiyang---Baozi              | 31  | 24                                      |

13-3 各市公路线路里程(2000年底)

Length of Highways by City (End of 2000)

单位: 公里

(km)

| 市<br>City            | 总计<br>Total    | 等级公路                                       |                       |                      |                       |                      |                     |
|----------------------|----------------|--|-----------------------|----------------------|-----------------------|----------------------|---------------------|
|                      |                | Expressway<br>and Class I to<br>IV Highway | 高速<br>Express-<br>way | 一级<br>First<br>Class | 二级<br>Second<br>Class | 三级<br>Third<br>Class | 四级<br>Four<br>Class |
| <b>全 省 Total</b>     | <b>64452.9</b> | <b>62190.6</b>                             | <b>505.0</b>          | <b>37.7</b>          | <b>9026.6</b>         | <b>12320.9</b>       | <b>40300.4</b>      |
| 郑 州 市 Zhengzhou      | 6107.7         | 6065.7                                     | 169.2                 | 31.0                 | 1087.2                | 1694.9               | 3083.4              |
| 开 封 市 Kaifeng        | 2636.2         | 2606.0                                     | 34.4                  |                      | 532.0                 | 267.6                | 1772.0              |
| 洛 阳 市 Luoyang        | 4776.5         | 4500.8                                     | 45.7                  |                      | 596.6                 | 1579.1               | 2279.4              |
| 平 顶 山 市 Pingdingshan | 3404.1         | 3364.1                                     |                       |                      | 490.9                 | 559.7                | 2313.5              |
| 安 阳 市 Anyang         | 3609.0         | 3490.8                                     | 46.8                  |                      | 407.9                 | 1204.6               | 1831.5              |
| 鹤 壁 市 Hebi           | 1324.5         | 1324.5                                     | 37.7                  |                      | 152.5                 | 348.6                | 785.7               |
| 新 乡 市 Xinxiang       | 3424.9         | 3251.6                                     | 77.0                  | 6.7                  | 493.6                 | 454.6                | 2219.7              |
| 焦 作 市 Jiaozuo        | 2096.6         | 2020.1                                     |                       |                      | 546.4                 | 382.5                | 1091.2              |
| 濮 阳 市 Puyang         | 2536.0         | 2536.0                                     |                       |                      | 394.4                 | 507.9                | 1633.7              |
| 许 昌 市 Xuchang        | 2396.5         | 2393.5                                     | 45.2                  |                      | 469.5                 | 221.4                | 1657.4              |
| 漯 河 市 Luohe          | 1808.2         | 1808.2                                     | 49.0                  |                      | 244.3                 | 189.3                | 1325.6              |
| 三 门 峡 市 Sanmenxia    | 3228.2         | 3116.4                                     |                       |                      | 223.0                 | 429.5                | 2463.9              |
| 南 阳 市 Nanyang        | 6528.5         | 5578.4                                     |                       |                      | 904.5                 | 1343.8               | 3330.1              |
| 商 丘 市 Shangqiu       | 4840.8         | 4813.1                                     |                       |                      | 633.3                 | 793.8                | 3386.0              |
| 信 阳 市 Xinyang        | 6398.5         | 6011.7                                     |                       |                      | 589.1                 | 1093.9               | 4328.7              |
| 周 口 市 Zhokou         | 4214.6         | 4214.6                                     |                       |                      | 669.9                 | 575.0                | 2969.7              |
| 驻 马 店 市 Zhumadian    | 4120.6         | 4093.6                                     |                       |                      | 469.8                 | 540.1                | 3083.7              |
| 济 源 市 Jiyuan         | 1001.5         | 1001.5                                     |                       |                      | 121.7                 | 134.6                | 745.2               |

| 市<br>City            | 等外公路<br>Highway<br>Below<br>Class IV | 有路面<br>公路<br>Paved<br>Highway         |                         |                | 无路面<br>公路<br>Non-paved<br>Highway |               |
|----------------------|--------------------------------------|---------------------------------------|-------------------------|----------------|-----------------------------------|---------------|
|                      |                                      | 高级、次高级<br>Senior and<br>Second-senior | 中级<br>Inter-<br>mediate | 低级<br>Lowclass |                                   |               |
| <b>全 省 Total</b>     | <b>2262.3</b>                        | <b>59040.8</b>                        | <b>46917.3</b>          | <b>7066.1</b>  | <b>5057.4</b>                     | <b>5412.1</b> |
| 郑 州 市 Zhengzhou      | 42.0                                 | 6026.3                                | 5321.9                  | 668.9          | 35.5                              | 81.4          |
| 开 封 市 Kaifeng        | 30.2                                 | 2041.3                                | 2024.3                  | 9.0            | 8.0                               | 594.9         |
| 洛 阳 市 Luoyang        | 275.7                                | 4061.3                                | 2897.7                  | 705.9          | 457.7                             | 715.2         |
| 平 顶 山 市 Pingdingshan | 40.0                                 | 3344.1                                | 2221.0                  | 796.1          | 327.0                             | 60.0          |
| 安 阳 市 Anyang         | 118.2                                | 3577.2                                | 2812.0                  | 702.9          | 62.3                              | 31.8          |
| 鹤 壁 市 Hebi           |                                      | 1324.5                                | 1289.1                  | 32.2           | 3.2                               |               |
| 新 乡 市 Xinxiang       | 173.3                                | 3164.4                                | 2897.9                  |                | 266.5                             | 260.5         |
| 焦 作 市 Jiaozuo        | 76.5                                 | 1977.9                                | 1931.4                  | 36.5           | 10.0                              | 118.7         |
| 濮 阳 市 Puyang         |                                      | 2498.4                                | 2494.4                  | 4.0            |                                   | 37.6          |
| 许 昌 市 Xuchang        | 3.0                                  | 2391.1                                | 2381.4                  | 2.0            | 7.7                               | 5.4           |
| 漯 河 市 Luohe          |                                      | 1790.1                                | 1777.1                  | 13.0           |                                   | 18.1          |
| 三 门 峡 市 Sanmenxia    | 111.8                                | 2824.6                                | 1193.5                  | 694.9          | 936.2                             | 403.6         |
| 南 阳 市 Nanyang        | 950.1                                | 5530.6                                | 2732.6                  | 1137.7         | 1660.3                            | 997.9         |
| 商 丘 市 Shangqiu       | 27.7                                 | 4152.9                                | 4132.6                  | 15.9           | 4.4                               | 687.9         |
| 信 阳 市 Xinyang        | 386.8                                | 5773.3                                | 3241.8                  | 1818.6         | 712.9                             | 625.2         |
| 周 口 市 Zhokou         |                                      | 3967.6                                | 3877.4                  | 43.3           | 46.9                              | 247.0         |
| 驻 马 店 市 Zhumadian    | 27.0                                 | 3663.9                                | 3257.6                  | 331.3          | 75.0                              | 456.7         |
| 济 源 市 Jiyuan         |                                      | 931.3                                 | 433.6                   | 53.9           | 443.8                             | 70.2          |

13-4 交通运输工具拥有量(年底数)  
Number of Means of Transportation(Year-end)

| 指 标       | Item                          | 1985   | 1990   | 1995   | 1999   | 2000   |
|-----------|-------------------------------|--------|--------|--------|--------|--------|
| <b>铁路</b> | <b>Railways</b>               |        |        |        |        |        |
| 国家铁路      | National Railways             |        |        |        |        |        |
| 蒸气机车(台)   | Steam Locomotives(unit)       | 978    | 708    | 412    | 109    | 59     |
| 内燃机车(台)   | Diesel Locomotives(unit)      | 357    | 561    | 815    | 912    | 951    |
| 电力机车(台)   | Electric Locomotives(unit)    | 214    | 528    | 887    | 970    | 981    |
| 客车(辆)     | Passenger Coaches(coach)      | 2565   | 3532   | 4077   | 4598   | 4981   |
| 地方铁路      | Number of Locomotives         |        |        |        |        |        |
| 蒸气机车(台)   | Steam Locomotives(unit)       | 101    | 77     | 59     | 45     | 26     |
| 内燃机车(台)   | Diesel Locomotives(unit)      | 80     | 83     | 80     | 82     | 85     |
| 客车(辆)     | Passenger Coaches(coach)      | 91     | 93     | 87     | 83     | 80     |
| 货车(辆)     | Freight Cars(coach)           | 1881   | 1577   | 1459   | 1459   | 1476   |
| <b>公路</b> | <b>Highways</b>               |        |        |        |        |        |
| 普通货车(辆)   | Ordinary Trucks(unit)         | 130186 | 210886 | 251586 | 343488 | 363723 |
| 大货车(辆)    | Large (unit)                  | 119013 | 168634 | 172797 | 197403 | 212965 |
| 小货车(辆)    | Small (unit)                  | 11173  | 42252  | 78789  | 146085 | 150758 |
| 客车(辆)     | Buses and Cars(unit)          | 38787  | 82262  | 196851 | 395560 | 456068 |
| 大客车(辆)    | Large (unit)                  | 9452   | 15840  | 22124  | 30510  | 32771  |
| 小客车(辆)    | Small (unit)                  | 29335  | 66422  | 174727 | 365050 | 423297 |
| 特种车(辆)    | Special Motor Vehicles (unit) | 9275   | 7023   | 8275   | 9365   | 9578   |
| <b>内河</b> | <b>Inland Rivers</b>          |        |        |        |        |        |
| 机动船(艘)    | Motor Vessels (unit)          | 60     | 3445   | 3091   | 3173   | 3314   |
| 驳船(艘)     | Barges (unit)                 | 304    | 319    | 352    | 424    | 418    |

## 13-5 各种民用车辆和运输船舶拥有量(2000年底)

## Number of Civil Vehicle and Transport Ship(End of 2000)

| 指 标           | Item                                    | 合 计            |                               |                       |                               |
|---------------|---|----------------|-------------------------------|-----------------------|-------------------------------|
|               |   | Total          |                               | #私 人<br>Private-owned |                               |
|               |   | 辆(艘)数<br>Units | 吨(客)位<br>Capacity<br>or Seats | 辆(艘)数<br>Units        | 吨(客)位<br>Capacity<br>or Seats |
| <b>民用汽车</b>   | <b>Civil Motor Vehicles</b>             | <b>847289</b>  |                               | <b>349307</b>         |                               |
| 载客汽车          | Buses and Cars                          | 456068         | 7856318                       | 214301                | 2412936                       |
| #大型           | Large                                   | 32771          | 1295550                       | 6452                  | 258587                        |
| 普通载货汽车        | Ordinary Trucks                         | 363723         | 1587895                       | 131902                | 539087                        |
| #大型           | Large                                   | 212965         | 1235164                       | 62942                 | 379862                        |
| 专用载货汽车        | Special Trucks                          | 11990          | 66329                         | 1628                  | 8590                          |
| 其他专用汽车        | Other Special Vehicles                  | 5930           |                               | 560                   |                               |
| 特种汽车          | Special Motor Vehicles (unit)           | 9578           |                               | 916                   |                               |
| <b>轮胎式拖拉机</b> | <b>Type tractors</b>                    | <b>1720601</b> |                               | <b>1697194</b>        |                               |
| #手扶拖拉机        | Walking Tractor                         | 538015         |                               | 533519                |                               |
| <b>摩托车</b>    | <b>Motors</b>                           | <b>1797630</b> |                               | <b>1681779</b>        |                               |
| #两轮摩托车        | Bicycle Motor                           | 1518053        |                               | 1403927               |                               |
| <b>其他机动车</b>  | <b>Other Motor Vehicles</b>             | <b>615852</b>  |                               | <b>602055</b>         |                               |
| <b>载货挂车</b>   | <b>Trailer Trucks</b>                   | <b>50672</b>   |                               | <b>19330</b>          |                               |
| <b>民用运输船舶</b> | <b>Civil Transport Vessels</b>          |                |                               |                       |                               |
| 货船            | Freight Transport Vessels               | 3314           | 444081                        |                       |                               |
| 客货船           | Passenger and Freight Transport Vessels |                |                               |                       |                               |
| 客船            | Passenger Transport Vessels             | 193            | 6237                          |                       |                               |
| 拖船            | Tugboats                                | 46             | 418                           |                       |                               |
| 驳船            | Barges                                  | 418            | 59852                         |                       |                               |
| 帆船            | Sailing Boats                           |                |                               |                       |                               |

13-6 各市民用汽车及摩托车拥有量(2000年底)

Number of Civil Motor Vehicle and Motorbike by City (End of 2000)

| 市        | City             | 民用汽车<br>(辆)                       |                          | 普通载货汽车<br>Ordinary Trucks |                          |                |                          | 专用载货汽车<br>Special Trucks |                          | 载客汽车          |
|----------|------------------|-----------------------------------|--------------------------|---------------------------|--------------------------|----------------|--------------------------|--------------------------|--------------------------|---------------|
|          |                  | Civil Motor<br>Vehicles<br>(unit) | #私人<br>Private-<br>owned | 辆数<br>Unit                | #私人<br>Private-<br>owned | 吨位<br>Capacity | #私人<br>Private-<br>owned | 辆数<br>Unit               | #私人<br>Private-<br>owned | 辆数<br>Unit    |
|          |                  |                                   |                          |                           |                          |                |                          |                          |                          |               |
| <b>全</b> | <b>省 Total</b>   | <b>847289</b>                     | <b>349307</b>            | <b>363723</b>             | <b>131902</b>            | <b>1587895</b> | <b>539087</b>            | <b>11990</b>             | <b>1628</b>              | <b>456068</b> |
| 郑        | 州市 Zhengzhou     | 181143                            | 80966                    | 52491                     | 16903                    | 192715         | 52925                    | 1401                     | 27                       | 124969        |
| 开        | 封市 Kaifeng       | 27637                             | 11569                    | 13280                     | 5517                     | 62416          | 25930                    | 1072                     | 221                      | 12804         |
| 洛        | 阳市 Luoyang       | 88472                             | 25482                    | 42621                     | 11242                    | 191794         | 42719                    | 1173                     | 140                      | 43069         |
| 平        | 顶山市 Pingdingshan | 51369                             | 12892                    | 23055                     | 9952                     | 103748         | 44784                    | 477                      | 44                       | 26696         |
| 安        | 阳市 Anyang        | 58125                             | 24485                    | 30804                     | 10050                    | 110934         | 34032                    | 447                      | 29                       | 25472         |
| 鹤        | 壁市 Hebi          | 18286                             | 5819                     | 8429                      | 2529                     | 45752          | 11841                    | 169                      |                          | 9322          |
| 新        | 乡市 Xinxiang      | 48496                             | 18815                    | 25278                     | 8868                     | 81121          | 18621                    | 546                      | 52                       | 21616         |
| 焦        | 作市 Jiaozuo       | 48552                             | 15537                    | 27400                     | 9043                     | 126040         | 41597                    | 257                      |                          | 20293         |
| 濮        | 阳市 Puyang        | 53931                             | 25916                    | 20839                     | 7476                     | 79117          | 28373                    | 2895                     | 262                      | 28559         |
| 许        | 昌市 Xuchang       | 39943                             | 16950                    | 18080                     | 7009                     | 90400          | 35045                    | 286                      | 286                      | 20982         |
| 漯        | 河市 Luohe         | 18201                             | 6670                     | 6435                      | 1865                     | 24759          | 7366                     | 407                      | 126                      | 11051         |
| 三        | 门峡市 Sanmenxia    | 36817                             | 19691                    | 17339                     | 8500                     | 63321          | 29444                    | 228                      | 22                       | 18619         |
| 南        | 阳市 Nanyang       | 43721                             | 15285                    | 19729                     | 6407                     | 98645          | 32035                    | 1208                     | 172                      | 21606         |
| 商        | 丘市 Shangqiu      | 22953                             | 16304                    | 9549                      | 7514                     | 119405         | 56897                    | 311                      | 34                       | 12444         |
| 信        | 阳市 Xinyang       | 32920                             | 18036                    | 12880                     | 7149                     | 60729          | 33707                    | 400                      | 83                       | 19459         |
| 周        | 口市 Zhoukou       | 35549                             | 14984                    | 14138                     | 2345                     | 63621          | 10543                    | 353                      | 26                       | 20508         |
| 驻        | 马店市 Zhumadian    | 31294                             | 14902                    | 16296                     | 6908                     | 50518          | 21415                    | 286                      | 91                       | 13949         |
| 济        | 源市 Jiyuan        | 9880                              | 5004                     | 5080                      | 2625                     | 22860          | 11813                    | 74                       | 13                       | 4650          |

| 市        | City             | Buses and Cars           |                |                          | 其他专用<br>汽车(辆)<br>Other<br>Special<br>Vehicles<br>(unit) | 特种汽车<br>(辆)<br>Special<br>Motor<br>Vehicles<br>(unit) | 摩托车<br>(辆)<br>Motors<br>(unit) | #两轮<br>Bicycle<br>Motor | 机动车驾<br>驶员(人)<br>Motor<br>Drivers<br>(Persons) | #汽车<br>Automobile<br>Drivers |
|----------|------------------|--------------------------|----------------|--------------------------|---|---|--------------------------------|-------------------------|--|------------------------------|
|          |                  | #私人<br>Private-<br>owned | 客位<br>Seats    | #私人<br>Private-<br>owned |   |   |                                |                         |  |                              |
|          |                  |                          |                |                          |   |   |                                |                         |  |                              |
| <b>全</b> | <b>省 Total</b>   | <b>214301</b>            | <b>7856318</b> | <b>2412936</b>           | <b>5930</b>   | <b>9578</b>   | <b>1797630</b>                 | <b>1518053</b>          | <b>4119799</b>                                 | <b>1915266</b>               |
| 郑        | 州市 Zhengzhou     | 63981                    | 973617         | 397776                   | 618   | 1664  | 175230                         | 153171                  | 651663   | 290460                       |
| 开        | 封市 Kaifeng       | 5802                     | 370100         | 145050                   | 297   | 184   | 45381                          | 39016                   | 210126   | 30373                        |
| 洛        | 阳市 Luoyang       | 14075                    | 555232         | 112600                   | 416   | 1193  | 241654                         | 195885                  | 439278   | 225056                       |
| 平        | 顶山市 Pingdingshan | 2825                     | 427136         | 45200                    | 242   | 899   | 49313                          | 39022                   | 181390   | 124261                       |
| 安        | 阳市 Anyang        | 14399                    | 184940         | 75848                    | 601   | 801   | 162317                         | 129192                  | 276222   | 123783                       |
| 鹤        | 壁市 Hebi          | 3290                     | 12208          | 37506                    | 76  | 290   | 54707                          | 51578                   | 120928   | 44900                        |
| 新        | 乡市 Xinxiang      | 9840                     | 198557         | 89614                    | 559   | 497   | 197196                         | 164176                  | 310958   | 121703                       |
| 焦        | 作市 Jiaozuo       | 6494                     | 344981         | 110398                   | 99  | 503   | 224004                         | 191367                  | 331774   | 135418                       |
| 濮        | 阳市 Puyang        | 18076                    | 357337         | 253659                   | 1072  | 566   | 43532                          | 40406                   | 174505   | 97136                        |
| 许        | 昌市 Xuchang       | 9060                     | 2517084        | 108720                   | 115   | 480   | 68430                          | 62090                   | 125380   | 85000                        |
| 漯        | 河市 Luohe         | 4856                     | 165730         | 72840                    | 152   | 156   | 27628                          | 24816                   | 207845   | 43992                        |
| 三        | 门峡市 Sanmenxia    | 11117                    | 223044         | 110091                   | 121   | 510   | 79396                          | 69462                   | 156113   | 80985                        |
| 南        | 阳市 Nanyang       | 8586                     | 135465         | 43961                    | 259   | 919   | 148447                         | 109686                  | 252305   | 131202                       |
| 商        | 丘市 Shangqiu      | 8751                     | 316349         | 216541                   | 525   | 124   | 60488                          | 58398                   | 151086   | 75128                        |
| 信        | 阳市 Xinyang       | 10745                    | 330797         | 182662                   | 80  | 101   | 116814                         | 102036                  | 208011   | 88421                        |
| 周        | 口市 Zhoukou       | 12314                    | 512700         | 307850                   | 92  | 458   | 18620                          | 10015                   | 116159   | 113364                       |
| 驻        | 马店市 Zhumadian    | 7728                     | 125541         | 69552                    | 594   | 169   | 54763                          | 51475                   | 134763   | 72490                        |
| 济        | 源市 Jiyuan        | 2362                     | 105500         | 33068                    | 12  | 64  | 29710                          | 26262                   | 71293  | 31594                        |

## 13-7 历年旅客和货物周转量、邮电业务总量

Turnover Volume of Passenger and Freight Traffic  
Business Volume of Posts and Telecommunications over the Years

| 年份<br>Year | 旅客<br>周转量<br>(亿人公里)<br>Passenger-<br>Kilometers<br>(100 million<br>passenger-<br>km) | 货物<br>周转量<br>(亿吨公里)<br>Freight Ton-<br>Kilometers<br>(100 million<br>ton-km) |                |                 | 铁路<br>#铁路<br>Railways | 公路<br>#公路<br>Highways | 水运<br>#水运<br>Waterways | 邮电业务总量<br>(万元)<br>Business<br>Volume<br>of Post and<br>Telecommu-<br>nications<br>Service<br>(10 000 yuan) |
|------------|--|--|----------------|-----------------|-----------------------|-----------------------|------------------------|--|
|            |  | 铁路<br>Railways   | 公路<br>Highways | 水运<br>Waterways |                       |                       |                        |  |
| 1949       | 6.46   | 6.45   | 0.01           |                 |                       |                       | 161                    |  |
| 1950       | 14.79  | 14.62  | 0.17           |                 |                       |                       | 312                    |  |
| 1951       | 19.19  | 19.00  | 0.19           |                 |                       |                       | 383                    |  |
| 1952       | 15.62  | 15.26  | 0.36           |                 |                       |                       | 502                    |  |
| 1953       | 19.67  | 18.85  | 0.82           |                 |                       |                       | 646                    |  |
| 1954       | 21.30  | 20.35  | 0.95           |                 |                       |                       | 793                    |  |
| 1955       | 22.98  | 21.80  | 1.17           | 0.01            |                       |                       | 908                    |  |
| 1956       | 32.02  | 29.82  | 2.17           | 0.03            |                       |                       | 1139                   |  |
| 1957       | 33.23  | 30.85  | 2.33           | 0.05            |                       |                       | 1193                   |  |
| 1958       | 37.74  | 33.67  | 4.00           | 0.07            |                       |                       | 1648                   |  |
| 1959       | 47.48  | 41.81  | 5.62           | 0.05            |                       |                       | 2446                   |  |
| 1960       | 59.38  | 52.84  | 6.48           | 0.06            |                       |                       | 3011                   |  |
| 1961       | 85.81  | 78.72  | 7.03           | 0.06            |                       |                       | 2392                   |  |
| 1962       | 90.02  | 82.01  | 7.98           | 0.03            |                       |                       | 2084                   |  |
| 1963       | 48.07  | 41.01  | 7.05           | 0.01            |                       |                       | 2102                   |  |
| 1964       | 45.66  | 38.43  | 7.21           | 0.01            |                       |                       | 2222                   |  |
| 1965       | 46.46  | 37.79  | 8.65           | 0.02            |                       |                       | 2300                   |  |
| 1966       | 51.14  | 39.89  | 11.24          | 0.01            |                       |                       | 3167                   |  |
| 1967       | 62.42  | 50.05  | 12.36          | 0.01            |                       |                       | 3043                   |  |
| 1968       | 73.06  | 59.31  | 13.74          | 0.01            |                       |                       | 2985                   |  |
| 1969       | 81.53  | 66.57  | 14.90          | 0.06            |                       |                       | 3193                   |  |
| 1970       | 80.54  | 64.74  | 15.66          | 0.14            |                       |                       | 3502                   |  |
| 1971       | 84.87  | 68.64  | 16.13          | 0.10            |                       |                       | 3757                   |  |
| 1972       | 94.59  | 76.87  | 17.56          | 0.16            |                       |                       | 4082                   |  |
| 1973       | 99.83  | 80.13  | 19.54          | 0.15            |                       |                       | 4410                   |  |
| 1974       | 103.77   | 82.57  | 21.06          | 0.14            |                       |                       | 4545                   |  |
| 1975       | 105.23   | 82.18  | 22.90          | 0.15            |                       |                       | 4902                   |  |
| 1976       | 107.14   | 83.31  | 23.71          | 0.12            |                       |                       | 5061                   |  |
| 1977       | 115.36   | 87.21  | 28.02          | 0.13            |                       |                       | 5321                   |  |
| 1978       | 123.22   | 92.62  | 30.47          | 0.13            |                       |                       | 7120                   |  |
| 1979       | 140.25   | 105.73   | 34.37          | 0.15            |                       |                       | 7540                   |  |
| 1980       | 163.98   | 122.40   | 41.35          | 0.23            |                       |                       | 8062                   |  |
| 1981       | 176.99   | 126.76   | 49.98          | 0.25            |                       |                       | 8390                   |  |
| 1982       | 195.70   | 135.60   | 59.87          | 0.23            |                       |                       | 8666                   |  |
| 1983       | 226.31   | 155.09   | 70.96          | 0.26            |                       |                       | 9024                   |  |
| 1984       | 253.11   | 171.10   | 81.71          | 0.30            |                       |                       | 9647                   |  |
| 1985       | 323.50   | 209.77   | 113.36         | 0.37            |                       |                       | 11057                  |  |
| 1986       | 358.20   | 228.54   | 129.34         | 0.32            |                       |                       | 11977                  |  |
| 1987       | 400.06   | 249.01   | 150.75         | 0.30            |                       |                       | 14675                  |  |
| 1988       | 484.77   | 290.16   | 194.24         | 0.37            |                       |                       | 18349                  |  |
| 1989       | 488.56   | 280.00   | 208.16         | 0.40            |                       |                       | 22805                  |  |
| 1990       | 423.46   | 229.90   | 193.10         | 0.46            |                       |                       | 48983                  |  |
| 1991       | 459.53   | 249.52   | 209.64         | 0.37            |                       |                       | 59324                  |  |
| 1992       | 511.40   | 275.46   | 235.56         | 0.38            |                       |                       | 80685                  |  |
| 1993       | 538.45   | 295.85   | 242.15         | 0.45            |                       |                       | 122245                 |  |
| 1994       | 566.29   | 305.35   | 260.74         | 0.20            |                       |                       | 188902                 |  |
| 1995       | 573.85   | 304.66   | 262.11         | 0.24            |                       |                       | 302583                 |  |
| 1996       | 584.25   | 285.72   | 289.65         | 0.35            |                       |                       | 461609                 |  |
| 1997       | 620.28   | 296.80   | 314.26         | 0.38            |                       |                       | 643107                 |  |
| 1998       | 640.16   | 310.79   | 320.93         | 0.21            |                       |                       | 1035556                |  |
| 1999       | 689.89   | 339.15   | 342.56         | 0.30            |                       |                       | 1384139                |  |
| 2000       | 740.98   | 378.80   | 353.78         | 0.30            |                       |                       | 1869359                |  |

注：邮电业务总量1990年及以后年度按1990年不变价格计算，以前年度按1980年不变价格计算。

a) The business volume of post and telecommunications service is calculated at 1990 constant prices since 1990, figures for previous years are calculated at 1980 constant prices.

## 13-8 客货运量及周转量

## Passenger and Freight Traffic, Turnover Volume

| 指 标          | Item  | 1990   | 1995   | 1999   | 2000   |
|--------------|---|--------|--------|--------|--------|
| <b>运输量</b>   | <b>Traffic Volume</b>                       |        |        |        |        |
| 客运量(万人)      | Passenger Traffic(10 000 persons)           | 53567  | 61964  | 78009  | 83912  |
| 铁路           | Railways                                    | 4429   | 4288   | 4366   | 4727   |
| 国家铁路         | National Railways                           | 4063   | 4031   | 4175   | 4561   |
| 地方铁路         | Local Railways                              | 366    | 257    | 191    | 166    |
| 公路           | Highways                                    | 48977  | 57522  | 73493  | 79017  |
| 水运           | Waterways                                   | 150    | 82     | 76     | 91     |
| 民用航空         | Civil Aviation                              | 11     | 72     | 74     | 77     |
| 货运量(万吨)      | Freight Traffic(10 000 ton)                 | 38111  | 53582  | 59218  | 60678  |
| # 铁路         | Railways                                    | 9038   | 10373  | 9657   | 10172  |
| 国家铁路         | National Railways                           | 8343   | 9522   | 8932   | 9440   |
| 地方铁路         | Local Railways                              | 695    | 851    | 725    | 732    |
| 公路           | Highways                                    | 28818  | 42692  | 49208  | 50133  |
| 水运           | Waterways                                   | 255    | 324    | 352    | 372    |
| 民用航空         | Civil Aviation                              |        | 1      | 1      | 1      |
| <b>周转量</b>   | <b>Turnover Volume</b>                      |        |        |        |        |
| 旅客周转量(百万人公里) | Passenger-Kilometers<br>(million person-km) | 42346  | 57385  | 68989  | 74098  |
| 铁路           | Railways                                    | 22990  | 30466  | 33915  | 37880  |
| 国家铁路         | National Railways                           | 22878  | 30371  | 33802  | 37779  |
| 地方铁路         | Local Railways                              | 112    | 95     | 113    | 101    |
| 公路           | Highways                                    | 19310  | 26211  | 34256  | 35378  |
| 水运           | Waterways                                   | 46     | 24     | 30     | 30     |
| 民用航空         | Civil Aviation                              |        | 684    | 788    | 810    |
| 货物周转量(百万吨公里) | Freight Ton-Kilometers<br>(million ton-km)  | 116944 | 153882 | 143208 | 147651 |
| # 铁路         | Railways                                    | 100179 | 123374 | 105812 | 110174 |
| 国家铁路         | National Railways                           | 99716  | 122648 | 105163 | 109531 |
| 地方铁路         | Local Railways                              | 463    | 726    | 649    | 643    |
| 公路           | Highways                                    | 16066  | 29518  | 36356  | 36394  |
| 水运           | Waterways                                   | 699    | 932    | 1029   | 1069   |
| 民用航空         | Civil Aviation                              |        | 5      | 10     | 14     |

## 13-9 各市客货运量及周转量(2000年)

## Passenger and Freight Traffic, Turnover Volume by City (2000)

本表不包括铁路、民航及管道运输。

Data in this table exclude railway, highway and petroleum and gas pipelines transportation.

| 市<br>City            | 客运量<br>(万人)<br>Passenger<br>Traffic<br>(10000<br>persons) |                 | 货运量<br>(万吨)<br>Freight<br>Traffic<br>(10 000<br>ton) |                 | 旅客周转量<br>(万人公里)<br>Passenger-<br>Kilometers<br>(10 000<br>person-km) |                 | 货物周转量<br>(万吨公里)<br>Freight Ton-<br>Kilometers<br>(10 000<br>ton-km) |                 |
|----------------------|---|-----------------|--|-----------------|--|-----------------|---|-----------------|
|                      | *公路<br>Highways   | *公路<br>Highways | *公路<br>Highways                                      | *公路<br>Highways | *公路<br>Highways  | *公路<br>Highways | *公路<br>Highways   | *公路<br>Highways |
| <b>全 省 Total</b>     | <b>79108</b>  | <b>79017</b>    | <b>50505</b>   | <b>50133</b>    | <b>3540813</b>   | <b>3537810</b>  | <b>3746297</b>  | <b>3639382</b>  |
| 郑 州 市 Zhengzhou      | 9803  | 9803            | 5258   | 5258            | 376772   | 376772          | 386418  | 386418          |
| 开 封 市 Kaifeng        | 2854  | 2854            | 3111   | 3106            | 166576   | 166576          | 222909  | 221159          |
| 洛 阳 市 Luoyang        | 10034   | 10025           | 4455   | 4455            | 400663   | 400213          | 357291  | 357291          |
| 平 顶 山 市 Pingdingshan | 4316  | 4316            | 2006   | 2006            | 123093   | 123093          | 131523  | 131523          |
| 安 阳 市 Anyang         | 4463  | 4463            | 2751   | 2751            | 224224   | 224224          | 200110  | 200110          |
| 鹤 壁 市 Hebi           | 1009  | 1009            | 689  | 689             | 48529  | 48529           | 49297   | 49297           |
| 新 乡 市 Xinxiang       | 2576  | 2576            | 3488   | 3488            | 152447   | 152447          | 256634  | 256634          |
| 焦 作 市 Jiaozuo        | 2219  | 2219            | 3093   | 3093            | 99173  | 99173           | 272290  | 272290          |
| 濮 阳 市 Puyang         | 1613  | 1613            | 1296   | 1285            | 101777   | 101777          | 155946  | 150226          |
| 许 昌 市 Xuchang        | 3832  | 3832            | 1761   | 1761            | 142518   | 142518          | 163666  | 163666          |
| 漯 河 市 Luohe          | 2585  | 2585            | 1460   | 1373            | 105011   | 105011          | 118504  | 92518           |
| 三 门 峡 市 Sanmenxia    | 7550  | 7550            | 5019   | 5013            | 269428   | 269428          | 231592  | 227580          |
| 南 阳 市 Nanyang        | 6058  | 6058            | 4301   | 4301            | 351185   | 351185          | 325270  | 325270          |
| 商 丘 市 Shangqiu       | 3239  | 3188            | 2127   | 2049            | 209266   | 207369          | 155115  | 144103          |
| 信 阳 市 Xinyang        | 4225  | 4225            | 3132   | 3100            | 312889   | 312889          | 223330  | 216500          |
| 周 口 市 Zhoukou        | 5287  | 5259            | 2703   | 2571            | 225331   | 224820          | 224777  | 186283          |
| 驻 马 店 市 Zhumadian    | 5703  | 5703            | 2732   | 2711            | 187935   | 187935          | 198845  | 185734          |
| 济 源 市 Jiyuan         | 1742  | 1739            | 1123   | 1123            | 43996  | 43851           | 72780   | 72780           |



## 13-10 铁路、公路分货类运输量(2000年)

## Freight Traffic of Railway and Highway by Category (2000)

| 货类<br>Type of Freight | 铁路<br>Railways                                      |   | 货类<br>Type of Freight | 公路<br>Highways                                      |   |              |                |
|-----------------------|---|---|-----------------------|---|---|--------------|----------------|
|                       | 运输量<br>(万吨)<br>Traffic<br>Volume<br>(10 000<br>ton) | 货物周转量<br>(百万吨公里)<br>Freight Ton-<br>Kilometers<br>(million<br>ton-km) |                       | 运输量<br>(万吨)<br>Traffic<br>Volume<br>(10 000<br>ton) | 货物周转量<br>(百万吨公里)<br>Freight Ton-<br>Kilometers<br>(million<br>ton-km)     |              |                |
| <b>全省总计</b>           | <b>Total</b>  | <b>21345</b>  | <b>208617</b>         | <b>全省总计</b>   | <b>Total</b>  | <b>50133</b> | <b>3639382</b> |
| 煤                     | Coal  | 10785   | 58470                 | 煤炭及制品   | Coal and Finished<br>Products   | 12641        | 1018555        |
| 石油                    | Petroleum   | 980   | 12926                 | 石油、天然气  | Petroleum, Natural<br>Gas and Finished<br>Products                        | 420          | 20730          |
| 焦炭                    | Coke  | 809   | 7318                  | 金属矿石  | Metal Ores  | 512          | 51735          |
| 金属矿石                  | Metal Ores  | 837   | 5420                  | 钢铁  | Steel and Iron  | 2130         | 114723         |
| 钢铁及有色金属               | Steel and Iron,<br>Nonmetal Ores                    | 1349  | 21058                 | 矿物性建筑材料   | Mineral Building<br>Materials   | 2829         | 197065         |
| 非金属矿石                 | Nonmetal Ores                                       | 760   | 6066                  | 水泥  | Cement  | 2573         | 190010         |
| 磷矿石                   | Phosphorus Ores                                     | 268   | 3228                  | 木材  | Timber  | 810          | 44308          |
| 矿建材料                  | Mineral Building<br>Materials                       | 1016  | 6858                  | 非金属矿石   | Nonmetal Ores   | 648          | 49471          |
| 水泥                    | Cement  | 326   | 1265                  | 化肥及农药   | Chemical Fertilizers<br>and Pesticides                                    | 1503         | 109412         |
| 木材                    | Timber  | 93  | 3097                  | 盐   | Salt  | 238          | 12574          |
| 粮食                    | Grain   | 1277  | 16205                 | 粮食  | Grain   | 3469         | 167985         |
| 棉花                    | Cotton  | 41  | 1320                  | 机械、设备、电器  | Machinery, Equipm-<br>ent and Electrical<br>Appliances                    | 2108         | 164756         |
| 化肥和农药                 | Chemical Fertilizers<br>and Pesticides              | 782   | 12079                 | 化工原料及制品   | Chemical Raw Mater-<br>ials and Chemical<br>Finished Products             | 1095         | 92967          |
| 盐                     | Salt  | 124   | 1293                  | 有色金属  | Nonferrous Metals   | 67           | 5807           |
| 化工品                   | Chemical Products                                   | 343   | 7633                  | 轻工、医药产品   | Light Industry and<br>Medicine Products                                   | 1991         | 203915         |
| 金属制品                  | Metal Products                                      | 27  | 792                   | 农林牧渔业产品   | Agriculture, Forestry,<br>Animal Husbandry<br>and Piscatorial<br>Products | 2115         | 192468         |
| 工业机械                  | Industry Machinery                                  | 40  | 1420                  | 其他  | Others  | 14984        | 1002901        |
| 电子电气                  | Electronic and Electric                             | 13  | 1033                  |   |   |              |                |
| 农业机具                  | Agriculture Implements                              | 5   | 50                    |   |   |              |                |
| 鲜活易腐货物                | Fresh, Live and<br>Perishable Goods                 | 77  | 3723                  |   |   |              |                |
| 农副土特产品                | Agriculture Products                                | 87  | 2316                  |   |   |              |                |
| 饮食烟草                  | Diet and Tobaccos                                   | 118   | 5009                  |   |   |              |                |
| 纺织品                   | Textile Products                                    | 17  | 458                   |   |   |              |                |
| 文教用品                  | Cultural and Educa-<br>tional Products              | 69  | 1593                  |   |   |              |                |
| 医药品                   | Medicine Products                                   | 3   | 102                   |   |   |              |                |
| 其他                    | Others  | 512   | 8823                  |   |   |              |                |
| 零担                    | Fragmentary Freight                                 | 154   | 4057                  |   |   |              |                |
| 集装箱                   | Container   | 433   | 15005                 |   |   |              |                |

注：铁路为郑州铁路局全局数，公路为交通系统数。

a) Freight Traffic of railway refers to data of Zhengzhou Railways Administration, highway refers to data of transportation department.

## 13-11 铁路运输主要技术经济指标

Principal Economic and Technical Indicators  
of Railway Transportation

| 指 标                | Item   | 1990  | 1995  | 1999  | 2000   |
|--------------------|--|-------|-------|-------|--------|
| 货运机车日车公里 (公里)      | Daily Distance per Freight Locomotive (km)                         |       | 420   | 428   | 432    |
| 货运机车平均牵引总量 (吨)     | Average Total Tonnage of Freight Locomotives (ton)                 | 2747  | 2983  | 2898  | 2895   |
| 蒸气机车               | Steam Locomotives  | 2596  | 2511  | 1995  | 1710   |
| 内燃机车               | Diesel Locomotives   | 2930  | 3025  | 2846  | 2817   |
| 电力机车               | Electric Locomotives   | 2676  | 3042  | 2944  | 2955   |
| 货运机车日产量 (万吨公里)     | Average Daily Ton-kilometers of Freight Locomotives(10 000 ton-km) | 102.0 | 107.5 | 103.4 | 105.5  |
| 蒸气机车               | Steam Locomotives  | 78.0  | 67.6  | 34.7  | 27.3   |
| 内燃机车               | Diesel Locomotives   | 143.0 | 115.5 | 106.8 | 108.9  |
| 电力机车               | Electric Locomotives   |       | 112.6 | 102.6 | 103.6  |
| 蒸气机车每万吨公里耗煤 (公斤)   | Coal Consumption of Steam Locomotives (kg/10 000 ton-km)           | 93.0  | 106.8 | 414.7 | 1084.4 |
| 内燃机车每万吨公里耗油 (公斤)   | Oil Consumption of Diesel Locomotives (kg/10 000 ton-km)           | 21.0  | 22.3  | 24.7  | 24.1   |
| 电力机车每万吨公里耗电 (千瓦小时) | Electricity Consumption of Electric Locomotives(kwh/10 000 ton-km) |       | 103.7 | 113.6 | 111.9  |
| 旅客列车出发正点率 (%)      | Punctuality Rate of Passenger Trains at Departure (%)              | 98.0  | 93.3  | 99.9  | 99.9   |
| 旅客列车运行正点率 (%)      | Punctuality Rate of Passenger Trains in Running(%)                 | 94.0  | 93.4  | 99.6  | 99.3   |
| 旅客列车技术速度 (公里/小时)   | Technical Speed of Passenger Trains(km/hr)                         |       | 60.5  | 67.2  | 68.2   |
| 旅客列车旅行速度 (公里/小时)   | Travelling Speed of Passenger Trains(km/hr)                        |       | 50.7  | 57.5  | 58.4   |
| 货物列车出发正点率 (%)      | Punctuality Rate of Freight Trains at Departure(%)                 | 89.0  | 99.6  | 93.8  | 96.0   |
| 货物列车运行正点率 (%)      | Punctuality Rate of Freight Trains in Running (%)                  | 92.0  | 97.1  | 96.1  | 96.3   |
| 货物列车技术速度 (公里/小时)   | Technical Speed of Freight Trains(km/hr)                           |       | 44.7  | 46.0  | 46.2   |
| 货物列车旅行速度 (公里/小时)   | Running Speed of Freight Trains(km/hr)                             | 28.0  | 29.0  | 30.7  | 31.3   |
| 货物列车周转时间 (天)       | Turning Around Time of Freight Cars(day)                           | 3.00  | 3.14  | 3.69  | 3.61   |
| 一次货物作业时间 (小时)      | Handling Time of Freight (hour)                                    | 20.0  | 19.8  | 26.6  | 26.9   |
| 货物列车中转停留时间 (小时)    | Transfer Waiting Time per Car (hour)                               | 4.0   | 4.8   | 5.4   | 5.0    |
| 货物列车载重力利用率 (%)     | Utilization Rate of Loading Capacity of Freight Cars (%)           |       | 99.1  |       |        |
| 货车净载重量 (准轨) (吨)    | Static Load of Freight Cars (Standard Gauge) (ton)                 |       |       | 58.3  | 58.8   |

## 13-12 民航基本情况

## Main Indicators of Civil Aviation

| 指 标                    | Item                                   | 1995  | 1997  | 1999  | 2000  |
|------------------------|--|-------|-------|-------|-------|
| 航线条数 (条)               | Number of Civil Aviation Routes (unit) | 30    | 35    | 57    | 61    |
| 国际                     | International Routes                   |       |       | 1     | 1     |
| 地区                     | Regional Routes                        | 1     | 1     | 1     | 1     |
| 国内                     | Domestic Routes                        | 29    | 34    | 55    | 59    |
| 航线里程 (公里)              | Length of Civil Aviation Routes (km)   | 40438 | 50282 | 56946 | 84018 |
| 国际                     | International Routes                   |       |       | 1117  | 2238  |
| 地区                     | Regional Routes                        | 1500  | 1572  | 1634  | 3276  |
| 国内                     | Domestic Routes                        | 38938 | 48710 | 54195 | 78504 |
| 民用机场数 (个)              | Number of Civil Airports (unit)        | 3     | 3     | 3     | 3     |
| <sup>#</sup> 可降737以上机型 | Airports Serving Boeing 737 and above  | 3     | 3     | 3     | 3     |
| 民用飞机架数 (架)             | Number of Civil Aircraft (unit)        | 8     | 9     | 10    | 11    |
| 客运量 (万人)               | Passenger Traffic (10 000 persons)     | 72    | 82    | 74    | 77    |
| 旅客周转量 (百万人公里)          | Passenger-tons (million person-km)     | 684   | 884   | 788   | 810   |
| 货邮运量 (吨)               | Freight Traffic (ton)                  | 3900  | 6388  | 8464  | 11512 |
| 货邮周转量 (万吨公里)           | Freight Ton-kilometers (10 000 ton-km) | 477   | 851   | 1026  | 1406  |

## 13-13 铁路主要站客货发送量

Number of Passengers and Freight Dispatched  
from Principal Railway Stations

| 站 名 | Name of<br>Railway Station | 1999   |   | 2000   |   |
|-----|----------------------------|--|---|--|---|
|     |                            | 旅客发送量<br>(万人)<br>Number of<br>Passengers<br>Dispatched<br>(10 000 persons) | 货物发送量<br>(万吨)<br>Number of<br>Freight<br>Dispatched<br>(10 000 ton) | 旅客发送量<br>(万人)<br>Number of<br>Passengers<br>Dispatched<br>(10 000 persons) | 货物发送量<br>(万吨)<br>Number of<br>Freight<br>Dispatched<br>(10 000 ton) |
| 郑   | 州 Zhengzhou                | 1290   | 4   | 1415   | 67  |
| 开   | 封 Kaifeng                  | 125  | 77  | 149  | 80  |
| 洛   | 阳 Luoyang                  | 339  | 82  | 362  | 83  |
| 平   | 顶 山 Pingdingshan           | 53   | 69  | 63   | 102   |
| 安   | 阳 Anyang                   | 191  | 93  | 200  | 94  |
| 鹤   | 壁 Hebi                     | 14   | 14  | 16   | 19  |
| 新   | 乡 Xinxiang                 | 230  | 109   | 253  | 122   |
| 焦   | 作 Jiaozuo                  | 51   |   | 56   |   |
| 许   | 昌 Xuchang                  | 94   | 63  | 103  | 81  |
| 漯   | 河 Luohe                    | 181  | 132   | 197  | 151   |
| 三   | 门 峡 Sanmenxia              | 90   | 84  | 94   | 102   |
| 南   | 阳 Nanyang                  | 126  | 68  | 141  | 66  |
| 商   | 丘 Shangqiu                 | 202  | 57  | 230  | 75  |
| 驻   | 马 店 Zhumadian              | 162  | 46  | 196  | 64  |
| 信   | 阳 Xinyang                  | 225  | 89  | 239  | 89  |

## 13-14 铁路运输主要经济指标

### Main Economic Indicators of Railway Transportation

单位: 万元

(10 000 yuan)

| 指 标                    | Item                                | 1999    |                   |                | 2000    |                   |                |
|------------------------|-------------------------------------|---------|-------------------|----------------|---------|-------------------|----------------|
|                        |                                     | 合计      | 国家铁路              | 地方铁路           | 合计      | 国家铁路              | 地方铁路           |
|                        |                                     | Total   | National Railways | Local Railways | Total   | National Railways | Local Railways |
| 运输总收入                  | Total Transportation Revenue        | 1262728 | 1250410           | 12318          | 1388529 | 1375879           | 12650          |
| 客运收入                   | Revenue from Passenger Traffic      | 407132  | 406646            | 486            | 471780  | 471338            | 442            |
| 货运收入                   | Revenue from Freight Traffic        | 659535  | 648883            | 10652          | 653695  | 642923            | 10772          |
| 行李包裹收入                 | Revenue from Luggage                | 22646   | 22646             |                | 29176   | 29176             |                |
| 邮运收入                   | Revenue from Postal Delivery        | 3251    | 3251              |                |         |                   |                |
| 其他收入                   | Other Revenue                       | 170164  | 168984            | 1180           | 233878  | 232442            | 1436           |
| 运输总成本                  | Total Transportation Costs          | 1255397 | 1243145           | 12252          | 1387988 | 1375413           | 12575          |
| 工资                     | Wages                               | 248010  | 244898            | 3112           | 308575  | 305504            | 3071           |
| 职工福利费                  | Welfare                             | 428     |                   | 428            | 528     |                   | 528            |
| 待业保险费                  | Unemployment Insurance              | 44      |                   | 44             | 54      |                   | 54             |
| 劳动保险费                  | Labor Insurance                     | 1290    |                   | 1290           | 1456    |                   | 1456           |
| 材料                     | Materials                           | 106115  | 105554            | 561            | 108554  | 108029            | 525            |
| 燃料                     | Fuel                                | 95291   | 94020             | 1271           | 120606  | 119228            | 1378           |
| 电力                     | Electricity                         | 158665  | 158665            |                | 165045  | 165045            |                |
| 折旧                     | Depreciation                        | 141632  | 139928            | 1704           | 154655  | 153350            | 1305           |
| 其他                     | Other Costs                         | 503922  | 500080            | 3842           | 528515  | 524257            | 4258           |
| 营业外收支净额                | Non-operating Net                   |         |                   |                |         |                   |                |
| Revenue or Expenditure |                                     | 65838   | 65871             | -33            | 59475   | 59322             | 153            |
| 实现利润                   | Profits                             | -34771  | -34317            | -454           | 5609    | 5849              | -240           |
| 应交税费                   | Taxes Payable                       | 464     |                   | 464            | 2446    | 1930              | 516            |
| 固定资产原价                 | Original Value of Fixed Assets at   |         |                   |                |         |                   |                |
| 年底余额                   | Year-end                            | 7559555 | 7467235           | 92320          | 8053062 | 7946841           | 106221         |
| #在用固定资产                | Fixed Assets in Using               | 7428702 | 7352985           | 75717          | 7931687 | 7837964           | 93723          |
| #机车车辆                  | Locomotives, Coaches and            |         |                   |                |         |                   |                |
| Freight Cars           |                                     | 1165673 | 1159776           | 5897           | 1280928 | 1275076           | 5852           |
| 线路                     | Lines                               | 3877797 | 3849453           | 28344          | 4354761 | 4327977           | 26784          |
| 通信信号设备                 | Communications & Signaling          |         |                   |                |         |                   |                |
| Equipments             |                                     | 249753  | 249278            | 475            | 281510  | 281123            | 387            |
| 机械动力设备                 | Machinery and Power Equipments      | 206406  | 200967            | 5439           | 226638  | 221653            | 4985           |
| 传导设备                   | Conduction Equipments               | 157537  | 157289            | 248            | 206321  | 205936            | 385            |
| 未使用固定资产                | Unused Fixed Assets                 | 101557  | 98038             | 3519           | 101109  | 99719             | 1390           |
| 固定资产折旧                 | Depreciation of Fixed Assets        | 2493172 | 2470571           | 22601          | 2414670 | 2392508           | 22162          |
| 固定资产净值                 | Net Value of Fixed Assets at        |         |                   |                |         |                   |                |
| 年底余额                   | Year-end                            | 5066383 | 4996664           | 69719          | 5638392 | 5554333           | 84059          |
| 应提折旧的固定                | Average Total Value of Fixed Assets |         |                   |                |         |                   |                |
| 资产平均总值                 | of Draw Depreciation Payable        | 6605389 | 6551267           | 54122          | 7472820 | 7411590           | 61230          |

13-15 邮电通信企业基本情况(年底数)

Basic Conditions of Post and Telecommunications Services(Year-end)

| 指 标          | Item  | 1985  | 1990  | 1995   | 1999   | 2000   |
|--------------|---|-------|-------|--------|--------|--------|
| 邮电局、所(处)     | Number of Post & Telecommunications Offices (unit)            | 2596  | 2810  | 3368   | 9414   | 11980  |
| 邮路及农村投递      | Length of Postal Routes and Rural Delivery Routes (10 000 km) | 21    | 23    | 24     | 27     | 27     |
| 线路总长度(万公里)   |   |       |       |        |        |        |
| 邮政储蓄点(处)     | Number of Postal Saving Places (unit)                         |       |       |        |        | 1936   |
| 信筒、信箱(处)     | Number of Post Boxes (unit)                                   |       |       |        |        | 8406   |
| 公用电话点(处)     | Public Telephone (unit)                                       |       |       |        |        |        |
| 电报电路(路)      | Number of Telegraph Lines (line)                              | 446   | 489   | 603    | 825    | 41     |
| 长话电路(路)      | Number of Long-distance Telephone Lines (line)                | 1688  | 4103  | 27314  | 120605 | 111895 |
| 市话交换机总容量(万门) | Urban Switchboard (10 000 lines)                              | 11.92 | 24.92 | 194.46 | 664.13 | 969.87 |
| #程控          | Program Control   |       | 4.25  | 194.46 | 664.13 | 969.87 |
| 电话机拥有量(万部)   | Number of Telephone(10 000 sets)                              | 23.21 | 43.94 | 184.93 | 636.05 | 954.67 |

13-16 各市邮电通信网(2000年底)

Network of Post and Telecommunications by City (End of 2000)

| 市          | City           | 邮电局、所(处)<br>Number of Post & Telecommunications Offices | 邮路及农村投递<br>线路长度(公里)<br>Length of Postal Routes and Rural Delivery Routes (km) | 长话电路(路)<br>Number of Longdistance Telephone Lines (line) | 局用市话交换机<br>容量(门)<br>Capacity of Office Telephone Exchanges (line) | 电话机拥有量(部)<br>Number of Telephone Sets (units) |
|------------|----------------|---|---|--|---|---|
| <b>全 省</b> | <b>Total</b>   | <b>11980</b>  | <b>274196</b>   | <b>111895</b>  | <b>9698656</b>  | <b>9546650</b>                                |
| 郑 州        | 市 Zhengzhou    | 760   | 64380   | 80932  | 1408525   | 1472857                                       |
| 开 封        | 市 Kaifeng      | 700   | 10964   | 5468   | 386740  | 455879  |
| 洛 阳        | 市 Luoyang      | 680   | 15973   | 6821   | 993817  | 787530  |
| 平 顶 山      | 市 Pingdingshan | 776   | 10483   | 6848   | 446938  | 537187  |
| 安 阳        | 市 Anyang       | 489   | 11338   | 3938   | 525222  | 540010  |
| 鹤 壁        | 市 Hebi         | 273   | 3265  | 1717   | 146848  | 183487  |
| 新 乡        | 市 Xinxiang     | 1136  | 13000   | 4838   | 626042  | 682117  |
| 焦 作        | 市 Jiaozuo      | 451   | 7510  | 4207   | 703559  | 525916  |
| 濮 阳        | 市 Puyang       | 414   | 7441  | 2647   | 278816  | 309496  |
| 许 昌        | 市 Xuchang      | 471   | 8641  | 4178   | 520542  | 466688  |
| 漯 河        | 市 Luohe        | 344   | 3998  | 3336   | 285736  | 242386  |
| 三 门 峡      | 市 Sanmenxia    | 376   | 6287  | 2886   | 278194  | 317301  |
| 南 阳        | 市 Nanyang      | 2238  | 33046   | 10508  | 1072878   | 829993  |
| 商 丘        | 市 Shangqiu     | 631   | 19436   | 5287   | 509124  | 557102  |
| 信 阳        | 市 Xinyang      | 745   | 19149   | 6067   | 475098  | 454850  |
| 周 口        | 市 Zhoukou      | 679   | 20002   | 6996   | 433354  | 546213  |
| 驻 马 店      | 市 Zhumadian    | 591   | 17590   | 5856   | 499823  | 560284  |
| 济 源        | 市 Jiyuan       | 226   | 1693  | 60   | 107400  | 77354   |

## 13-17 邮电业务总量

## Business Volume of Post and Telecommunications Service

| 指 标                | Item   | 1985         | 1990         | 1995          | 1999           | 2000           |
|--------------------|--|--------------|--------------|---------------|----------------|----------------|
| <b>邮电业务总量 (万元)</b> | <b>Business Volume of Post and Telecommunications Service (10000 yuan)</b> | <b>11057</b> | <b>27872</b> | <b>302583</b> | <b>1384139</b> | <b>1869359</b> |
| <b>国内业务</b>        | <b>Domestic Service</b>  |              |              |               |                |                |
| 函件 (万件)            | Number of Letters (10 000 pcs)   | 20304        | 21954        | 21857         | 19407          | 21366          |
| 包裹 (万件)            | Number of Parcels (10 000 pcs)   | 327          | 442          | 648           | 509            | 499            |
| 特快专递 (万件)          | Pieces of Express Mail Services (10 000 pcs)                               |              |              |               | 296            | 423            |
| 汇票 (万张)            | Draft (10 000 pictures)  | 585          | 575          | 640           | 559            | 527            |
| 集邮业务 (万枚)          | Philately (10 000 units)   |              |              |               | 13581          | 13614          |
| 订销报刊累计数 (万份)       | Number of Newspapers and Magazines Circulation(10 000 copies)              | 130112       | 87041        | 105912        | 103460         | 105823         |
| 公众电报 (万份)          | Number of Public Telegrams (10 000 pcs)                                    | 1191         | 1459         | 676           | 166            | 171            |
| 传真 (份)             | Number of Faxes (10 000 pcs)   | 528          | 5761         | 127884        | 297967         | 253901         |
| 用户电报 (万次)          | Number of Telex (10 000 times)   |              | 9.15         | 7.40          | 0.83           | 0.23           |
| 长途电话 (万次)          | Number of Long-distance Calls (10 000 times)                               | 1291         | 2404         | 34595         | 75262          | 91684          |
| 移动电话用户期末数 (万户)     | Number of Mobile Telephones Subscribers at Year-end (10 000 subscribers)   |              |              |               | 173.04         | 310.30         |
| 无线寻呼用户期末数 (万户)     | Number of Subscribers of Pageing Service at Year-end (10 000 subscribers)  |              |              |               | 203.84         | 220.10         |
| 电子信箱用户 (户)         | Number of Subscribers of E-mail Service (subscriber)                       |              |              |               |                |                |
| 国际户联网用户 (户)        | Number of Subscribers of Internet Service (subscriber)                     |              |              |               |                | 675200         |
| 本地电话用户 (万户)        | Local Telephone Subscribers of at Year-end (10 000 subscribers)            |              |              |               | 638.49         | 912.10         |
| #城市                | Number of Urban Telephone Subscribers                                      |              |              |               |                | 507.70         |
| 住宅电话用户 (万户)        | Residential Telephone Subscribers (10 000 subscribers)                     |              |              |               | 535.37         | 776.30         |
| 公用电话 (万户)          | Public Telephone (10 000 Subscribers)                                      |              |              |               | 12.77          | 15.55          |
| <b>国际及港澳业务</b>     | <b>Service to International,Hongkong and Macao</b>                         |              |              |               |                |                |
| 函件 (万件)            | Number of Letters (10 000 pcs)   |              | 78           | 101           | 45             | 42             |
| 包件 (件)             | Number of Parcels (10 000 pcs)   |              | 1906         | 5599          | 6090           | 7481           |
| 特快专递 (件)           | Pieces of Express Mail Services (10 000 pcs)                               |              | 12102        | 41757         | 41295          | 38421          |
| 公众电报 (份)           | Number of Telegrams (10 000 pcs)   |              | 7937         | 2995          | 776            | 468            |
| 用户电报 (户)           | Private of Telegrams (subscriber)  |              | 89117        | 19804         | 800            | 312            |
| 传真 (份)             | Number of Faxes (10 000 pcs)   |              | 1481         | 6869          | 5834           | 5115           |
| 国际电话 (万次)          | International Calls (10 000 times)   |              | 19           | 114           | 126            | 140            |
| 港澳电话 (万次)          | Calls to Hongkong and Macao (10 000 times)                                 |              | 4            | 103           | 69             | 78             |

注: 1991年以后邮电业务总量按1990年不变价格计算, 以前年度按1980年不变价格计算。

a)The business volume of post and telecommunications service is calculated at 1990 constant prices since 1990, figures for previous years are calculated at 1980 constant prices .

13-18 各市邮电业务总量 (2000年)

| 市<br>City                  | 邮电业务<br>总量<br>(万元)<br>Business<br>Volume of<br>Post and<br>Telecommu-<br>nications<br>Service<br>(10 000 yuan) | 函件<br>(万件)<br>Number<br>of Letters<br>(10 000 pcs) | 包裹<br>(万份)<br>Number of<br>Parcels<br>(10 000 pcs) | 特快专递<br>(件)<br>Pieces<br>of Express<br>Mail<br>Services<br>(pcs) | 汇票<br>(万张)<br>Draft<br>(10 000<br>pieces) | 集邮业务<br>(万枚)<br>Philately<br>(10 000<br>units) | 订销报刊<br>累计数<br>(万份)<br>Number of<br>Newspapers<br>and Magazines<br>Circulation<br>(10 000<br>copies) | 电报<br>(万份)<br>Number of<br>Telegrams<br>(10 000 pcs) | 传真<br>(万份)<br>Number<br>of Faxes<br>(10 000 pcs) |
|----------------------------|--|--|--|--|---|--|--|--|--|
| <b>全 省</b><br><b>Total</b> | <b>1869359.41</b>  | <b>21407.93</b>                                    | <b>498.60</b>                                      | <b>4230000</b>   | <b>526.70</b>                             | <b>13614.00</b>                                | <b>105822.80</b>   | <b>171.00</b>  | <b>25.90</b>                                     |
| 郑 州 市<br>Zhengzhou         | 432313.61  | 6003.01  | 63.80  | 870741   | 115.40                                    | 3212.10  | 13136.10   | 28.00  | 6.30   |
| 开 封 市<br>Kaifeng           | 79144.15   | 1421.75  | 27.10  | 126314   | 25.60                                     | 847.70   | 3651.50  | 6.00   | 0.40   |
| 洛 阳 市<br>Luoyang           | 157107.35  | 2619.90  | 35.50  | 329196   | 57.30                                     | 1198.00  | 8097.10  | 11.00  | 3.30   |
| 平 顶 山 市<br>Pingdingshan    | 96270.08   | 519.86   | 19.60  | 112681   | 30.40                                     | 488.70   | 4527.70  | 7.00   | 1.00   |
| 安 阳 市<br>Anyang            | 97857.19   | 1095.63  | 30.80  | 142760   | 25.70                                     | 392.40   | 6610.90  | 6.00   | 2.50   |
| 鹤 壁 市<br>Hebi              | 27207.09   | 221.83   | 9.50   | 45613  | 9.10                                      | 403.00   | 1994.40  | 2.00   | 0.50   |
| 新 乡 市<br>Xinxiang          | 132481.75  | 1658.69  | 36.70  | 313299   | 31.00                                     | 704.80   | 8331.20  | 8.00   | 2.10   |
| 焦 作 市<br>Jiaozuo           | 83412.34   | 628.62   | 9.50   | 120761   | 22.70                                     | 860.70   | 4895.90  | 11.00  | 1.40   |
| 濮 阳 市<br>Puyang            | 61455.79   | 671.69   | 82.70  | 65002  | 20.00                                     | 531.70   | 4528.20  | 14.00  | 1.10   |
| 许 昌 市<br>Xuchang           | 86534.23   | 408.99   | 15.10  | 220032   | 17.40                                     | 231.30   | 4522.20  | 5.00   | 1.10   |
| 漯 河 市<br>Luohe             | 52150.57   | 312.80   | 8.10   | 185786   | 9.50                                      | 598.70   | 2895.50  | 2.00   | 0.90   |
| 三 门 峡 市<br>Sanmenxia       | 50826.53   | 772.70   | 26.20  | 95071  | 27.10                                     | 377.60   | 3679.50  | 5.00   | 0.70   |
| 南 阳 市<br>Nanyang           | 128963.51  | 1843.65  | 43.40  | 723460   | 42.50                                     | 1267.00  | 11475.50   | 20.00  | 0.80   |
| 商 丘 市<br>Shangqiu          | 96804.95   | 643.14   | 17.20  | 144239   | 20.20                                     | 881.10   | 7435.50  | 15.00  | 0.60   |
| 信 阳 市<br>Xinyang           | 96737.50   | 1039.22  | 25.80  | 157881   | 27.30                                     | 649.40   | 6879.70  | 12.00  | 0.80   |
| 周 口 市<br>Zhoukou           | 94110.57   | 488.03   | 31.00  | 138832   | 19.60                                     | 413.50   | 5332.50  | 7.00   | 1.10   |
| 驻 马 店 市<br>Zhumadian       | 81827.35   | 758.36   | 14.20  | 418533   | 19.00                                     | 497.10   | 6467.30  | 11.00  | 1.00   |
| 济 源 市<br>Jiyuan            | 14107.05   | 84.14  | 2.40   | 19799  | 6.90                                      | 59.20  | 1362.10  | 1.00   | 0.30   |

## Business Volume of Post and Telecommunications by City (2000)

| 长途电话<br>(万次)                                     | 年末移动<br>电话用户<br>(万户)   | 年末无线<br>寻呼用户<br>(万户)  | 本地电话<br>用户<br>(万户)   | 城市电话<br>用户<br>(万户)  | 住宅电话<br>用户<br>(万户)  | 公用电话<br>(万户)   | 分组交换<br>用户<br>(户)   | 数字数据<br>用户<br>(户)  | 国际互联<br>网用户<br>(户)   |
|--|--|---|--|---|---|--|---|--|--|
| Number of<br>distance<br>Calls<br>(10 000 times) | Number of<br>Mobile<br>Telephones<br>Subscribers at<br>Year-end<br>(10 000<br>subscribers) | Number of<br>Subscribers of<br>Pageing<br>Service at<br>Year-end<br>(10 000<br>subscribers) | Number of<br>Local<br>Telephone<br>Subscribers<br>at Year-end<br>(10 000<br>subscribers) | Number of<br>Urban<br>Telephone<br>Subscribers<br>(10 000<br>subscribers) | Number of<br>Residential<br>Telephone<br>Subscribers<br>(10 000<br>subscribers) | Number of<br>Public<br>Telephone<br>Subscribers<br>(10 000<br>subscribers) | Number of<br>Packet<br>Switching<br>users<br>(subscriber) | Number of<br>Digital<br>and<br>Data<br>Users<br>(subscriber) | Number of<br>Subscribers<br>of Internet<br>Service<br>(subscriber) |
| 91902.60   | 310.30   | 220.10  | 912.10   | 507.70  | 776.30  | 15.55  | 7275  | 11183  | 675200   |
| 21673.30   | 72.60  | 33.90   | 139.50   | 88.50   | 107.50  | 3.60   | 1651  | 2945   | 150008   |
| 4638.90  | 14.30  | 12.70   | 44.10  | 28.10   | 38.40   | 0.90   | 387   | 557  | 20065  |
| 7835.50  | 27.30  | 16.70   | 71.30  | 50.50   | 59.70   | 1.20   | 543   | 886  | 39544  |
| 4381.30  | 17.00  | 15.30   | 50.00  | 29.70   | 38.40   | 0.70   | 481   | 554  | 82378  |
| 4693.90  | 15.90  | 13.40   | 53.50  | 28.90   | 47.60   | 1.00   | 545   | 580  | 43184  |
| 1675.90  | 3.70   | 5.10  | 17.30  | 11.60   | 14.90   | 0.20   | 154   | 252  | 9025   |
| 6330.90  | 19.80  | 14.10   | 67.40  | 34.30   | 60.00   | 0.80   | 421   | 850  | 39736  |
| 3277.00  | 14.90  | 10.20   | 51.00  | 26.40   | 43.80   | 0.60   | 403   | 420  | 36074  |
| 3279.10  | 11.00  | 5.60  | 22.80  | 12.80   | 20.50   | 0.50   | 319   | 298  | 21489  |
| 4702.10  | 14.40  | 9.70  | 46.20  | 23.20   | 38.30   | 0.90   | 239   | 653  | 32432  |
| 2748.10  | 9.80   | 8.80  | 23.80  | 14.60   | 20.10   | 0.40   | 263   | 342  | 23036  |
| 2654.80  | 7.70   | 8.80  | 30.90  | 18.50   | 26.30   | 0.40   | 327   | 430  | 19151  |
| 5039.70  | 19.80  | 18.20   | 79.50  | 35.10   | 67.80   | 2.00   | 451   | 498  | 30408  |
| 4282.90  | 16.50  | 12.50   | 54.60  | 25.70   | 50.60   | 0.70   | 149   | 259  | 49320  |
| 4651.00  | 15.20  | 11.50   | 45.20  | 25.10   | 41.20   | 0.50   | 347   | 519  | 37080  |
| 4812.70  | 14.80  | 12.60   | 54.00  | 25.20   | 47.20   | 0.50   | 234   | 793  | 24711  |
| 4479.30  | 12.10  | 11.00   | 52.80  | 25.50   | 46.80   | 0.60   | 317   | 347  | 13720  |
| 746.20   | 1.70   |   | 8.20   | 4.00  | 7.20  | 0.05   | 44  |  | 3839   |



## 主要统计指标解释

**铁路营业里程** 又称营业长度(包括正式营业和临时营业里程),指办理客货运输业务的铁路正线总长度。凡是全线或部分建成双线及以上的线路,以第一线的实际长度计算;复线、站线、段管线、岔线和特殊用途线以及不计算运费的联络线都不计算营业里程。铁路营业里程是反映铁路运输业基础设施发展水平的重要指标,也是计算客货周转量、运输密度和机车车辆运用效率等指标的基础资料。

**公路里程** 指在一定时期内实际达到《公路工程[WTBZ]技术标准 JTJ01-88》规定的等级公路,并经公路主管部门正式验收交付使用的公路里程数。包括大中城市的郊区公路以及通过小城镇街道部分的公路里程和桥梁、渡口的长度,不包括大中城市的街道、厂矿、林区生产用道和农业生产用道的里程。两条或多条公路共同经由同一路段,只计算一次,不得重复计算里程长度。它是反映公路建设发展规模的重要指标,也是计算运输网密度等指标的基础资料。

**货(客)运量** 指在一定时期内,各种运输工具实际运送的货物(旅客)数量。它是反映运输业为国民经济和人民生活服务的数量指标,也是制定和检查运输生产计划、研究运输发展规模和速度的重要指标。货运按吨计算,客运按人计算。货物不论运输距离长短、货物类别,均按实际重量统计。旅客不论行程远近或票价多少,均按一人一次客运量统计;半价票、小孩票也按一人统计。

**货物(旅客)周转量** 指在一定时期内,由各种运输工具运送的货物(旅客)数量与其相应运输距离的乘积之总和。它是反映运输业生产总成果的重要指标,也是编制和检查运输生产计划,计算运输效率、劳动生产率以及核算运输单位成本的主要基础资料。计算货物周转量通常按发出站与到达站之间的最短距离,也就是计费距离计算。计算公式为:

$$\text{货物(旅客)周转量} = \sum \text{货物(旅客)运输量} \times \text{运输距离}$$

**铁路货运机车日产量** 指在一定时期内,平均每台货运机车在一昼夜内所完成的总重吨公里数,包括载运货物的重量和车辆本身的自重。它从时间和牵引能力两方面反映了机车运用效率。计算公式为:

$$\text{货运机车平均日产量} = \text{货运总重吨公里数} / \text{货运机车台日数}$$

**邮电业务总量** 指以价值量形式表现的邮电通信企业为社会提供各类邮电通信服务的总数量。邮电业务量按专业分类包括函件、包件、汇票、报刊发行、邮政快件、特快专递、邮政储蓄、集邮、公众电报、用户电报、传真、长途电话、出租电路、市话无线寻呼、移动电话、分组交换数据通信、出租代维等。计算方法为各类产品乘以相应的平均单价(不变价)之和,再加上出租电路和设备、代用户维护电话交换机和线路等的服务收入。它综合反映了一定时期邮电业务发展的总成果,是研究邮电业务量构成和发展趋势的重要指标。计算公式为:

$$\text{邮电业务总量} = \sum (\text{各类邮电业务量} \times \text{不变单价}) + \text{出租代维及其他业务收入}$$

## Explanatory Notes on Main Statistical Indicators

**Length of Railways in Operation** refers to the total length of the trunk line under passenger and freight transportation (including both full operation and temporary operation). The calculation is based on the actual length of the first line even if this line has a full or partial double track or more tracks, excluding double tracks, station sidings, tracks under the charge of stations, branch lines, special-purpose lines and the non-payable connecting lines. The length of railways in operation is an important indicator to show the development of the infrastructure for the railway transport, and also the essential data to calculate volume of passenger freight transport, traffic density and utilization efficiency of the locomotives and carriages.

**Length of Highways** refers to the length of highways which are built in conformity with the grades specified by the highway engineering standard formulated by the Ministry of Communications, and have been formally checked and accepted by the departments of highways and put into use. The length of highways includes that of the suburb highways at large and medium-sized cities highways passing through streets at small cities and towns, and also the length of bridges and ferries. It does not include the length of streets in big and medium-sized cities and highways built for the production purpose at factories, mines, forest areas and agricultural areas. If two or more highways go the same section of the way, the length of the section is only calculated for once and no duplication is allowed. The length of highways is an important indicator to show the development of the highway construction and to provide essential information to calculate the transport network density.

**Freight (Passenger) Traffic** refers to the volume of freight (passenger) transported with various means. Freight transport is calculated in tons and passenger traffic is calculated in the number of persons. Despite the type of freight and traveling distance, the freight transport is calculated in the actual weight of the goods; and despite the traveling distance and ticket price, the passenger traffic is calculated by the principle that one person can be counted only once in one travel. The passengers who travel with a half price ticket or a child ticket is also calculated as one person. The freight (passenger) traffic provides a quantitative measure to show how the transport industry serves the national economy and people, and is also an important indicator for planning the transport industry and for studying the development scale and speed of the transport industry.

**Freight Ton-kilometers (Passenger-kilometers)** refer to the sum of the products of the volume of transported cargo (passengers) multiplying by the transport distance, usually using ton-kilometer and passenger-kilometer as units for measurement. Normally, the shortest distance between the departure station and the destination station (i.e., the payable distance) is the basis to calculate the freight ton-kilometers. This is an important indicator to show the total results of the transport industry, to prepare and examine the transport plan and to measure the efficiency, the labour productivity and the unit cost of transport. The formula is as follows:

$$\text{Freight Ton-kilometers (Passenger-kilometers)} = \sum \{ \text{Freight (Passenger) Traffic} \times \text{Distance of Transportation} \}$$

Measuring unit: ton-kilometer (person-kilometer)

**Average Daily Haul of Freight Locomotives** refers to the average total ton-kilometers accomplished by each freight transport locomotive over day and night during a given period of time. It includes both the weight of the goods carried and the dead weight of the train itself. It is a comprehensive indicator reflecting the locomotive efficiency in terms of both time and the pulling force.


Average Daily Haul of Freight Transport Locomotive (ton-kilometer)

$$= \frac{\text{(Total Ton (Kilometers of Freight))}}{\text{(Daily Number of Freight Transport Locomotive)}}$$

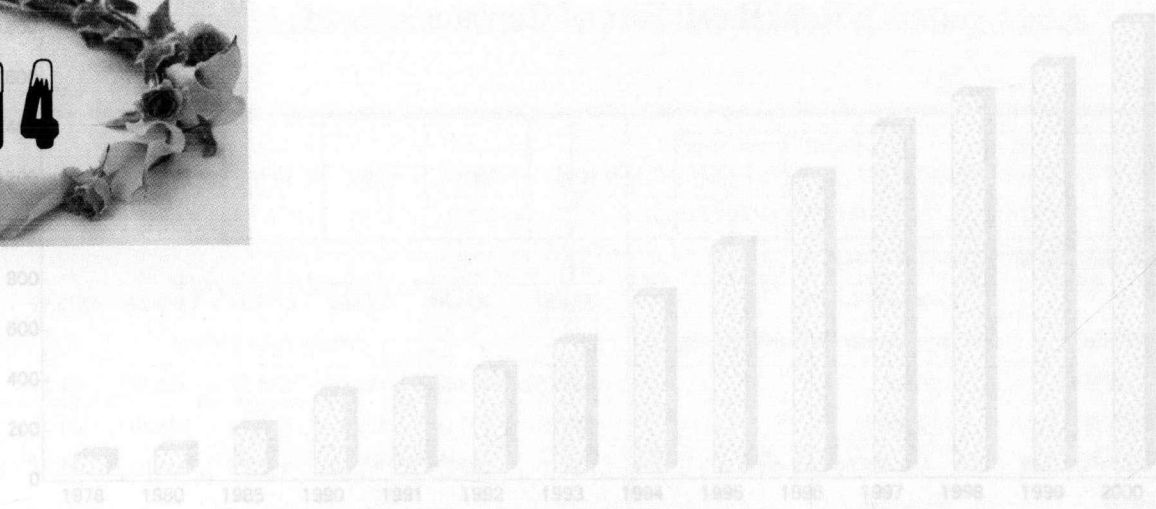
**Business Volume of Post and Telecommunications** refers to the total amount of post and telecommunications services, expressed in value terms, provided by the post and telecommunications departments for the society. Post and telecommunication services can be classified as letters, parcels, remittance, issue of newspapers and magazines, fast mail service, express mail service, savings deposits, stamps for collection, public and individual telegraph service, facsimiles, long-distance telephone service, leasing of telephone lines, urban paging service, mobile telephone service, data transfer and transmission, etc. The accounting approach is to multiply the service products of all types with their average unit price (constant price) to get sum of business value, plus income from other services such as leasing of telephone lines and equipment, maintenance of telephone switchboards and lines on behalf of customers. This indicator reflects the overall results of post and telecommunications service during a given period, and is important to

study the composition of business service and the development of post and telecommunications service. The formula is as follows:

**Business Volume of Post and Telecommunications**= $\Sigma$  (Transaction of Post and Telecommunication Service  $\times$  Constant Price) +  
**Income from Leasing, Maintenance and other Services**




社会消费品零售总额(亿元)  
Total Retail Sale of Consumer Goods (100 million yuan)



按销售地区分的社会消费品零售总额(亿元)  
Total Retail Sale of Consumer Goods by Region (100 million yuan)

# 国内贸易

## Domestic Trade



社会消费品零售总额构成(%)  
Composition of Retail Sales of Consumer Goods(%)



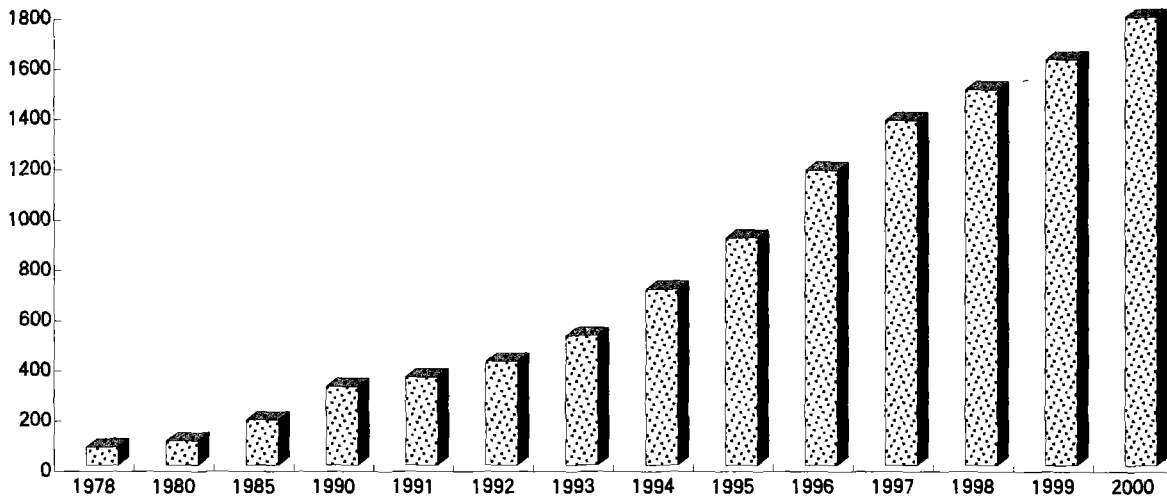
**编 辑：**赵新驰

*Editor:* Zhao Xinchí

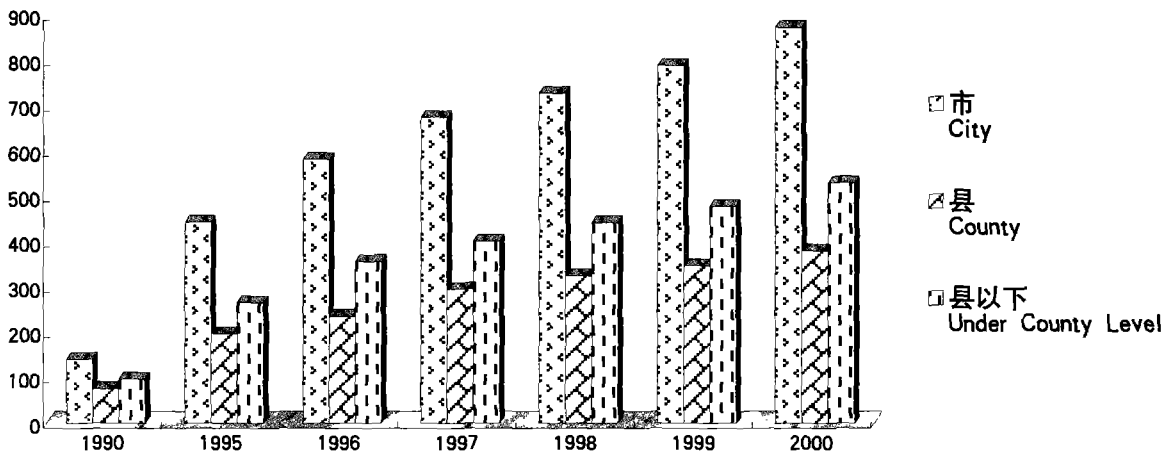
**英文翻译：**王学青

*English translator:* Wang Xueqing

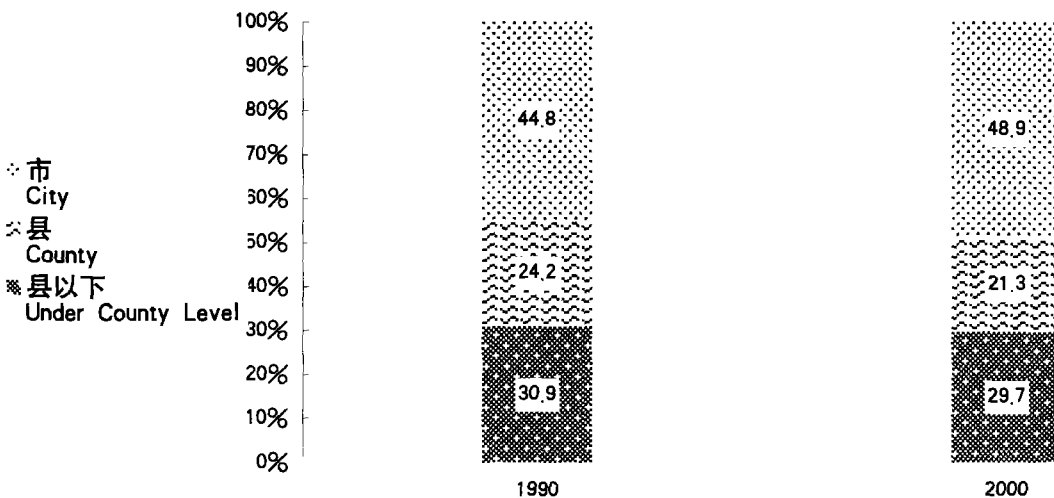
社会消费品零售总额(亿元)  
Total Retail Sale of Consumer Goods (100 million yuan)



按销售地区分的社会消费品零售总额(亿元)  
Total Retail Sale of Consumer Goods By Location of Establishments (100 million yuan)



社会消费品零售总额构成(%)  
Composition of Retail Sales of Consumer Goods(%)



## 14-1 社会消费品零售总额

### Total Retail Sale of Consumer Goods

单位:亿元

(100 million yuan)

| 指 标              | Item                                       | 1990          | 1995          | 1996           | 1997           | 1998           | 1999           | 2000           |
|------------------|--|---------------|---------------|----------------|----------------|----------------|----------------|----------------|
| <b>社会消费品零售总额</b> | <b>Total Retail Sale of Consumer Goods</b> | <b>314.31</b> | <b>906.67</b> | <b>1175.08</b> | <b>1372.81</b> | <b>1496.24</b> | <b>1615.99</b> | <b>1786.67</b> |
| <b>按销售地区分</b>    | <b>By Location of Establishments</b>       |               |               |                |                |                |                |                |
| 市的零售额            | City                                       | 140.85        | 443.74        | 582.19         | 674.97         | 728.32         | 789.17         | 874.22         |
| 县的零售额            | County                                     | 76.21         | 197.16        | 235.80         | 295.89         | 325.10         | 347.73         | 381.28         |
| 县以下的零售额          | Under County Level                         | 97.25         | 265.77        | 357.09         | 401.95         | 442.83         | 479.09         | 531.17         |
| <b>按行业分</b>      | <b>By Sector</b>                           |               |               |                |                |                |                |                |
| 批发零售贸易业          | Wholesale and Retail Trade                 | 215.09        | 565.48        | 767.94         | 842.95         | 941.36         | 1018.40        | 1113.01        |
| 餐饮业              | Catering Trade                             | 16.42         | 82.42         | 113.36         | 165.59         | 169.22         | 182.59         | 209.60         |
| 制造业              | Manufacturing                              | 43.33         | 126.52        | 160.72         | 189.37         | 195.66         | 210.42         | 234.40         |
| 农业生产者            | Agriculture                                | 25.36         | 87.73         | 99.90          | 132.30         | 141.80         | 152.38         | 168.74         |
| 其它               | Others                                     | 14.11         | 44.52         | 33.16          | 42.60          | 48.20          | 52.20          | 60.92          |

注: 1996年及以后年度社会消费品零售总额不含居民购买住房。

a) Data on total retail sales of consumer goods since 1996 exclude purchase of commodity housing by households.

## 14-2 各市社会消费品零售总额 (2000年)

### Total Retail Sale of Consumer Goods by City(2000)

单位: 万元

(10 000 yuan)

| 市    | City         | 社会消费品零售总额<br>Total Retail Sales of Consumer Goods | 市       | 县      | 县以下                | 批发零售贸易业                         | 餐饮业            | 制造业           | 农业生产者       | 其他     |
|------|--------------|---|---------|--------|--------------------|---------------------------------|----------------|---------------|-------------|--------|
|      |              |   | City    | County | Under County Level | Wholesale and Retail Sale Trade | Catering Trade | Manufacturing | Agriculture | Others |
| 郑州市  | Zhengzhou    | 3456302   | 2385889 | 155376 | 915037             | 2141851                         | 479081         | 346770        | 360842      | 127758 |
| 开封市  | Kaifeng      | 838240  | 543116  | 126377 | 168747             | 614264                          | 55744          | 42635         | 43784       | 81813  |
| 洛阳市  | Luoyang      | 1565924   | 873402  | 305393 | 387129             | 838266                          | 193441         | 204144        | 238442      | 91631  |
| 平顶山市 | Pingdingshan | 845008  | 480371  | 136955 | 227682             | 512330                          | 104444         | 94462         | 111532      | 22240  |
| 安阳市  | Anyang       | 816318  | 442128  | 90578  | 283612             | 484412                          | 97520          | 89463         | 112073      | 32850  |
| 鹤壁市  | Hebi         | 216753  | 127969  | 59960  | 28824              | 113052                          | 9835           | 48380         | 43385       | 2101   |
| 新乡市  | Xinxiang     | 978776  | 468415  | 216389 | 293972             | 588330                          | 66090          | 102248        | 191089      | 31019  |
| 焦作市  | Jiaozuo      | 751492  | 356140  | 178353 | 216999             | 436260                          | 84757          | 122340        | 79902       | 28233  |
| 濮阳市  | Puyang       | 536069  | 133486  | 234161 | 168422             | 364973                          | 48828          | 60517         | 38626       | 23125  |
| 许昌市  | Xuchang      | 825168  | 471154  | 85025  | 268989             | 538052                          | 113840         | 97170         | 63920       | 12186  |
| 漯河市  | Luohe        | 570044  | 182809  | 201057 | 186178             | 357742                          | 74208          | 77956         | 29707       | 30431  |
| 三门峡市 | Sanmenxia    | 529932  | 256496  | 72113  | 201323             | 308991                          | 53826          | 50302         | 95202       | 21611  |
| 南阳市  | Nanyang      | 1831085   | 533604  | 516687 | 780794             | 1023504                         | 153041         | 373374        | 175779      | 105387 |
| 商丘市  | Shangqiu     | 945552  | 362026  | 242077 | 341449             | 532751                          | 92073          | 145187        | 36975       | 138566 |
| 信阳市  | Xinyang      | 1003820   | 223801  | 388382 | 391637             | 619307                          | 109027         | 153507        | 95205       | 26774  |
| 周口市  | Zhoukou      | 1170315   | 246595  | 452070 | 471650             | 718006                          | 145496         | 167580        | 101119      | 38114  |
| 驻马店市 | Zhumadian    | 952685  | 178399  | 341018 | 433268             | 550366                          | 117367         | 112163        | 116896      | 55893  |
| 济源市  | Jiyuan       | 161822  | 95254   |        | 66568              | 79061                           | 26449          | 25903         | 30409       |        |

## 14-3 批发零售贸易、餐饮业企业单位数

## Number of Corporation in Wholesale and Retail Sale, Catering trades

单位: 个 (unit)

| 指 标<br>Item  | 1999         | 法人单位                          | 产业单位                | 2000         | 法人单位                          | 产业单位                |
|--|--------------|-------------------------------|---------------------|--------------|-------------------------------|---------------------|
|  |              | Number<br>of Corpo-<br>ration | Number<br>of Active |              | Number<br>of Corpo-<br>ration | Number<br>of Active |
| <b>贸易业</b><br><b>Wholesale and Retail Sale trades</b>                      | <b>25585</b> | <b>21082</b>                  | <b>4503</b>         | <b>24703</b> | <b>21465</b>                  | <b>3238</b>         |
| 限额以上企业<br>Above Designated Size  | 1937         | 1895                          | 42                  | 2249         | 2192                          | 57                  |
| 按注册登记类型<br>By Registration   |              |                               |                     |              |                               |                     |
| 内资企业<br>Domestic-Funded Enterprises  | 1933         | 1891                          | 42                  | 2244         | 2187                          | 57                  |
| 港澳台投资企业<br>Enterprises With Investment from<br>Hong Kong, Macao and Taiwan | 4            | 4                             |                     | 4            | 4                             |                     |
| 外商投资企业<br>Enterprises With Foreign Investment                              |              |                               |                     | 1            | 1                             |                     |
| 按国民经济行业<br>By Sector   |              |                               |                     |              |                               |                     |
| 批发业<br>Wholesale Trade   | 873          | 847                           | 26                  | 859          | 836                           | 23                  |
| 零售业<br>Retail trade  | 1064         | 1048                          | 16                  | 1390         | 1356                          | 34                  |
| 限额以下企业<br>Below Designated Size  | 23648        | 19187                         | 4461                | 22454        | 19273                         | 3181                |
| 按注册登记类型<br>By Registration   |              |                               |                     |              |                               |                     |
| 内资企业<br>Domestic-Funded Enterprises  | 23625        | 19168                         | 4457                | 22419        | 19240                         | 3179                |
| 港澳台投资企业<br>Enterprises With Investment from<br>Hong Kong, Macao and Taiwan | 12           | 9                             | 3                   | 23           | 22                            | 1                   |
| 外商投资企业<br>Enterprises With Foreign Investment                              | 11           | 10                            | 1                   | 12           | 11                            | 1                   |
| 按国民经济行业<br>By Sector   |              |                               |                     |              |                               |                     |
| 批发业<br>Wholesale Trade   | 13311        | 11725                         | 1586                | 12554        | 11485                         | 1069                |
| 零售业<br>Retail trade  | 10337        | 7462                          | 2875                | 9900         | 7788                          | 2112                |
| <b>餐饮业</b><br><b>Catering Trade</b>  | <b>3506</b>  | <b>1808</b>                   | <b>1698</b>         | <b>3239</b>  | <b>1874</b>                   | <b>1365</b>         |
| 限额以上企业<br>Above Designated Size  | 196          | 156                           | 40                  | 249          | 206                           | 43                  |
| 正餐<br>Dinner   | 179          | 146                           | 33                  | 231          | 191                           | 40                  |
| 快餐<br>Snack  | 11           | 6                             | 5                   | 12           | 11                            | 1                   |
| 其他餐饮业<br>Others  | 6            | 4                             | 2                   | 6            | 4                             | 2                   |
| 限额以下企业<br>Below Designated Size  | 3310         | 1652                          | 1658                | 2990         | 1668                          | 1322                |
| 正餐<br>Dinner   | 2541         | 1339                          | 1202                | 2364         | 1373                          | 991                 |
| 快餐<br>Snack  | 452          | 215                           | 237                 | 380          | 198                           | 182                 |
| 其他餐饮业<br>Others  | 317          | 98                            | 219                 | 246          | 97                            | 149                 |



14-4 各市批发零售贸易、餐饮业企业单位数 (2000年)

Number of Corporation in Wholesale and Retail Sale,  
Catering trades by City(2000)

单位: 个

(unit)

| 市<br>City         | 合计    | #限额以上                       | 批发业                | #限额以上                       | 零售业             | #限额以上                       | 餐饮业               | #限额以上                       |
|-------------------|-------|-----------------------------|--------------------|-----------------------------|-----------------|-----------------------------|-------------------|-----------------------------|
|                   | Total | Above<br>Designated<br>Size | Wholesale<br>Trade | Above<br>Designated<br>Size | Retail<br>Trade | Above<br>Designated<br>Size | Catering<br>Trade | Above<br>Designated<br>Size |
| 郑州市 Zhengzhou     | 3694  | 514                         | 1620               | 196                         | 1719            | 261                         | 355               | 57                          |
| 开封市 Kaifeng       | 1672  | 170                         | 711                | 44                          | 806             | 107                         | 155               | 19                          |
| 洛阳市 Luoyang       | 2162  | 194                         | 948                | 67                          | 942             | 91                          | 272               | 36                          |
| 平顶山市 Pingdingshan | 1500  | 126                         | 638                | 43                          | 645             | 62                          | 217               | 21                          |
| 安阳市 Anyang        | 2433  | 135                         | 1104               | 65                          | 940             | 54                          | 389               | 16                          |
| 鹤壁市 Hebi          | 812   | 21                          | 370                | 9                           | 344             | 9                           | 98                | 3                           |
| 新乡市 Xinxiang      | 2316  | 110                         | 1204               | 39                          | 924             | 71                          | 188               |                             |
| 焦作市 Jiaozuo       | 1324  | 93                          | 685                | 33                          | 522             | 53                          | 117               | 7                           |
| 濮阳市 Puyang        | 850   | 110                         | 378                | 15                          | 329             | 78                          | 143               | 17                          |
| 许昌市 Xuchang       | 1050  | 84                          | 605                | 35                          | 323             | 36                          | 122               | 13                          |
| 漯河市 Luohe         | 792   | 62                          | 515                | 28                          | 218             | 29                          | 59                | 5                           |
| 三门峡市 Sanmenxia    | 1980  | 103                         | 805                | 30                          | 915             | 67                          | 260               | 6                           |
| 南阳市 Nanyang       | 2118  | 259                         | 924                | 67                          | 778             | 174                         | 416               | 18                          |
| 商丘市 Shangqiu      | 1287  | 118                         | 733                | 51                          | 394             | 58                          | 160               | 9                           |
| 信阳市 Xinyang       | 1648  | 102                         | 887                | 25                          | 613             | 67                          | 148               | 10                          |
| 周口市 Zhoukou       | 1136  | 145                         | 648                | 57                          | 414             | 82                          | 74                | 6                           |
| 驻马店市 Zhumadian    | 1018  | 115                         | 550                | 43                          | 411             | 68                          | 57                | 4                           |
| 济源市 Jiyuan        | 150   | 37                          | 88                 | 12                          | 53              | 23                          | 9                 | 2                           |

14-5 全社会批发零售贸易业商品购、销、存总额

Total Purchases, Sales and Inventory of Enterprise  
in wholesale and Retail trades

单位: 亿元

(100 million yuan)

| 指 标<br>Item                          | 1999           | 2000           | 2000年为<br>1999年%<br>2000 as<br>percentage<br>of 1999 |
|--------------------------------------|----------------|----------------|--|
| <b>商品购进总额</b><br>Total Purchases     | <b>2062.27</b> | <b>2386.59</b> | <b>115.7</b>   |
| #从生产者购进<br>Purchases from Producers  |                |                |  |
| 进口<br>Total Imports                  | 5.96           | 5.39           | 90.4   |
| <b>商品销售总额</b><br>Total Sales         | <b>2182.40</b> | <b>2524.47</b> | <b>115.7</b>   |
| 批发<br>Wholesale trade                | 1170.78        | 1429.79        | 122.1  |
| #出口<br>Total Exports                 | 40.84          | 26.65          | 65.3   |
| 零售<br>Retail Trade                   | 1011.62        | 1094.68        | 108.2  |
| <b>年末库存总额</b><br>Inventory(year-end) | <b>211.01</b>  | <b>158.21</b>  | <b>75.0</b>  |

14-6 个体批发零售贸易业、餐饮业销售总额 (2000年)

Total Sales of Individual Enterprises  
in Wholesale and Retail Sale Catering Trades (2000)

单位: 万元

(10 000 yuan)

| 指 标        | Item                               | 销售总额            | 零售             | 批发              |
|------------|------------------------------------|-----------------|----------------|-----------------|
|            |                                    | Total Sales     | Retail Trade   | Wholesale Trade |
| <b>总 计</b> | <b>Total</b>                       | <b>10804498</b> | <b>8643521</b> | <b>2160977</b>  |
| <b>贸易业</b> | <b>Wholesale and Retail trades</b> | <b>8915780</b>  | <b>6754803</b> | <b>2160977</b>  |
| #市         | City                               | 3738364         | 2879756        | 858608          |
| 县          | County                             | 2285686         | 1619344        | 666342          |
| 县以下        | Under County Level                 | 2891730         | 2255703        | 636027          |
| #市场内       | Inside Market                      | 3440517         | 2545355        | 895162          |
| 市场外        | Outside Market                     | 5475263         | 4209448        | 1265815         |
| #批发业       | Wholesale Trade                    | 1831001         | 710410         | 1120591         |
| 零售业        | Retail Trade                       | 7084779         | 6044393        | 1040386         |
| <b>餐饮业</b> | <b>Catering Trade</b>              | <b>1888718</b>  | <b>1888718</b> |                 |
| #市         | City                               | 777361          | 777361         |                 |
| 县          | County                             | 518975          | 518975         |                 |
| 县以下        | Under County Level                 | 592382          | 592382         |                 |
| #市场内       | Inside Market                      | 440785          | 440785         |                 |
| 市场外        | Outside Market                     | 1447933         | 1447933        |                 |

## 14-7 限额以上批发零售贸易业商品购、销、存总额 (2000年)

## Total Purchases, Sales and Inventory of Enterprise above Designated Size in Wholesale and Retail Trade(2000)

单位: 万元

(10 000 yuan)

| 指 标<br>Item  | 购进总额               |                         | 销售总额            |                          |                         |                       | 年末<br>库存额<br>Inventory<br>(year-end) |
|--|--------------------|-------------------------|-----------------|--------------------------|-------------------------|-----------------------|--------------------------------------|
|  | Total<br>Purchases | #进口<br>Total<br>Imports | Total<br>Sales  | 批发<br>Wholesale<br>trade | #出口<br>Total<br>Exports | 零售<br>Retail<br>Trade |                                      |
| <b>总 计</b><br>Total  | <b>9505248</b>     | <b>53913</b>            | <b>10884033</b> | <b>8796164</b>           | <b>266459</b>           | <b>2087869</b>        | <b>1582137</b>                       |
| #国有及国有控股<br>State-owned and State Holding<br>Majority Shares                             | 6893029            | 49854                   | 7968063         | 6682574                  | 244455                  | 1285489               | 1008881                              |
| <b>按登记注册类型分</b><br>By Registration   |                    |                         |                 |                          |                         |                       |                                      |
| 内资企业<br>Domestic-Funded Enterprises  | 9440627            | 53913                   | 10817573        | 8788071                  | 266459                  | 2029501               | 1580452                              |
| #国有企业<br>State-owned Enterprises   | 6547763            | 47734                   | 7561455         | 6454887                  | 218483                  | 1106568               | 921299                               |
| 集体企业<br>Collective-owned Enterprises   | 1642591            | 1051                    | 1893224         | 1425335                  | 1532                    | 467889                | 438413                               |
| 股份合作企业<br>Cooperative Enterprises  | 114157             |                         | 123864          | 81676                    | 1647                    | 42189                 | 16669                                |
| 联营企业<br>Joint Ownership Enterprises  | 38829              |                         | 58423           | 52379                    |                         | 6044                  | 34858                                |
| 有限责任公司<br>Limited Liability Corporations   | 425541             | 1829                    | 487648          | 339697                   | 43181                   | 147950                | 46501                                |
| 股份有限公司<br>Share-holding Corporations Ltd.  | 502609             | 3299                    | 527816          | 364293                   | 1617                    | 163523                | 103803                               |
| 私营企业<br>Private Enterprises  | 169137             |                         | 165143          | 69804                    |                         | 95339                 | 18910                                |
| 港、澳、台商<br>Enterprises With Investment from<br>投资企业<br>Hong Kong, Macao and Taiwan        | 61425              |                         | 61840           | 4971                     |                         | 56869                 | 1559                                 |
| 外商投资企业<br>Enterprises With Foreign Investment  | 3196               |                         | 4621            | 3122                     |                         | 1499                  | 125                                  |
| <b>按行业分</b><br>By Sector   |                    |                         |                 |                          |                         |                       |                                      |
| 批发业<br>Wholesale Trade   | <b>7523646</b>     | <b>52862</b>            | <b>8732483</b>  | <b>8128620</b>           | <b>264338</b>           | <b>603863</b>         | <b>1223270</b>                       |
| #食品、饮料、烟草<br>of Food, Beverages and Tobaccos   | 2962448            | 28202                   | 3518727         | 3431409                  | 43990                   | 87318                 | 422717                               |
| 棉、麻、土畜<br>Cotton, Ambaray and Animal<br>产品<br>Products                                   | 578743             | 233                     | 724813          | 723974                   | 37594                   | 838                   | 347458                               |
| 纺织品、服装<br>Textiles, Garments, Footwear<br>和鞋帽<br>and Hats                                | 174751             | 12860                   | 203769          | 195183                   | 111959                  | 8586                  | 22435                                |
| 日用百货<br>Daily Consumer Goods   | 93837              |                         | 133671          | 98624                    | 1078                    | 35047                 | 17357                                |
| 日用杂品<br>Daily Sundry Articles  | 10451              |                         | 11046           | 3423                     |                         | 7622                  | 1158                                 |
| 五金、交电、<br>Hardware, Transport, Electric<br>化工<br>and Chemical Products                   | 102439             | 424                     | 103432          | 73712                    | 140                     | 29719                 | 12101                                |
| 药品及医疗器械<br>Medicines and Medical<br>Appliances   | 189224             | 2                       | 221169          | 142260                   | 1144                    | 78909                 | 35456                                |
| 能源<br>Energy Products  | 1613560            |                         | 1817177         | 1642385                  |                         | 174792                | 134195                               |
| 化工材料<br>Chemical Materials   | 55710              |                         | 59984           | 55889                    |                         | 4095                  | 3546                                 |
| 木材<br>Timber   |                    |                         |                 |                          |                         |                       |                                      |
| 建筑材料<br>Building Materials   | 18002              |                         | 19482           | 18388                    |                         | 1095                  | 1618                                 |
| 矿产品<br>Mineral Products  | 23571              |                         | 16406           | 9271                     | 5350                    | 7135                  | 9009                                 |
| 金属材料<br>Metal Materials  | 342768             | 6708                    | 373769          | 363762                   | 1321                    | 10007                 | 43931                                |
| 机械、电子设备<br>Machinery and Electronic<br>Equipment   | 468061             | 562                     | 483406          | 450479                   | 26828                   | 32927                 | 68927                                |
| 汽车、摩托车<br>Motor Vehicles, Motorcycles<br>及零配件<br>and Parts                               | 96140              |                         | 115391          | 46847                    |                         | 68544                 | 14859                                |
| 图书报刊<br>Books, Newspapers and<br>农业生产资料<br>Means of Agricultural<br>Production Magazines | 168601             |                         | 170373          | 157362                   |                         | 13011                 | 15536                                |
| 零售业<br>Retail Trade  | <b>1981602</b>     | <b>1051</b>             | <b>2151550</b>  | <b>667544</b>            | <b>2121</b>             | <b>1484006</b>        | <b>358867</b>                        |
| #食品、饮料、烟草<br>Food, Beverages and Tobaccos  | 195932             | 1051                    | 212316          | 95561                    | 720                     | 116755                | 77159                                |
| 日用百货<br>Daily Consumer Goods   | 892831             |                         | 980226          | 201508                   | 60                      | 778718                | 146683                               |
| 纺织品、服装<br>Textiles, Garments, Shoes<br>和鞋帽<br>and Hats                                   | 64596              |                         | 67401           | 12950                    |                         | 54450                 | 11870                                |
| 日用杂品<br>Daily Sundry Articles  | 33302              |                         | 36627           | 18049                    |                         | 18578                 | 3766                                 |
| 五金、交电、<br>Hardware, Transport, Electric<br>化工<br>and Chemical Products                   | 152500             |                         | 162733          | 34207                    | 773                     | 128526                | 29124                                |
| 药品及医疗器械<br>Medicines and Medical<br>Appliances   | 88181              |                         | 102711          | 32196                    |                         | 70515                 | 19816                                |
| 图书报刊<br>Books, Newspapers and Magazines  | 143243             |                         | 149801          | 37737                    |                         | 112064                | 30574                                |

## 14-8 限额以下批发零售贸易业商品销售总额

Total Sales of Enterprise below Designated Size in  
Wholesale and Retail Sale Trades

本表不包括个体。

Date in this table exclude individual economy

单位: 万元

(10 000 yuan)

| 行 业            | Sector   | 1999                   |                          |                       | 2000                   |                          |                       |
|----------------|--|------------------------|--------------------------|-----------------------|------------------------|--------------------------|-----------------------|
|                |  | 销售总额<br>Total<br>Sales | 批发<br>Wholesale<br>trade | 零售<br>Retail<br>Trade | 销售总额<br>Total<br>Sales | 批发<br>Wholesale<br>trade | 零售<br>Retail<br>Trade |
| <b>总 计</b>     | <b>Total</b>   | <b>5307312</b>         | <b>2574586</b>           | <b>2732726</b>        | <b>5444874</b>         | <b>3340775</b>           | <b>2104099</b>        |
| <b>批发业</b>     | <b>Wholesale Trade</b>                                 | <b>4021350</b>         | <b>2202474</b>           | <b>1818876</b>        | <b>3864057</b>         | <b>2674316</b>           | <b>1189741</b>        |
| #食品、饮料、烟草      | Food, Beverages and Tobaccos                           | 1063373                | 859653                   | 203720                | 1486727                | 1268647                  | 218080                |
| 棉、麻、土畜产品       | Cotton, Ambarry and Animal<br>Products                 | 96739                  | 76667                    | 20072                 | 48257                  | 45997                    | 2259                  |
| 纺织品、服装和鞋帽      | Textiles, Garments, Footwear<br>and Hats               | 27334                  | 1307                     | 26027                 | 93179                  | 47620                    | 45559                 |
| 日用百货           | Daily Consumer Goods                                   | 84697                  | 21841                    | 62856                 | 55263                  | 35645                    | 19619                 |
| 日用杂品           | Daily Sundry Articles                                  | 33535                  | 9601                     | 23934                 | 62932                  | 20052                    | 42879                 |
| 五金、交电、化工       | Hardware, Transport, Electric<br>and Chemical Products | 73865                  | 33534                    | 40331                 | 232649                 | 93911                    | 138738                |
| 药品及医疗器械        | Medicines and Medical Appliances                       | 113265                 | 47883                    | 65382                 | 99139                  | 42699                    | 56441                 |
| 能源             | Energy Products  | 255228                 | 187223                   | 68005                 | 273330                 | 169037                   | 104293                |
| 化工材料           | Chemical Materials                                     | 43774                  | 29235                    | 14539                 | 59735                  | 52620                    | 7115                  |
| 木材             | Timber   | 19371                  | 12949                    | 6422                  | 81986                  | 51257                    | 30728                 |
| 建筑材料           | Building Materials                                     | 23802                  | 13379                    | 10423                 | 74394                  | 26020                    | 48374                 |
| 矿产品            | Mineral Products                                       | 6664                   | 6664                     |                       | 2766                   | 2616                     | 149                   |
| 金属材料           | Metal Materials  | 214016                 | 190339                   | 23677                 | 310375                 | 226675                   | 83701                 |
| 机械、电子设备        | Machinery and Electronic<br>Equipment                  | 41222                  | 20477                    | 20745                 | 81776                  | 29007                    | 52769                 |
| 汽车、摩托车及<br>零配件 | Motor Vehicles, Motorcycles<br>and Parts               | 45051                  | 27901                    | 17150                 | 29248                  | 12788                    | 16460                 |
| 图书报刊           | Books, Newspapers and Magazines                        | 42981                  | 15640                    | 27341                 | 114732                 | 48867                    | 65865                 |
| 农业生产资料         | Means of Agricultural Production                       | 893427                 | 559189                   | 334238                | 712445                 | 455734                   | 256712                |
| <b>零售业</b>     | <b>Retail Trade</b>                                    | <b>1285962</b>         | <b>372112</b>            | <b>913850</b>         | <b>1580817</b>         | <b>666459</b>            | <b>914358</b>         |
| #食品、饮料、烟草      | Food, Beverages and Tobaccos                           | 262143                 | 112509                   | 149634                | 367264                 | 268428                   | 98836                 |
| 日用百货           | Daily Consumer Goods                                   | 462771                 | 139400                   | 323371                | 387611                 | 83217                    | 304395                |
| 纺织品、服装和鞋帽      | Textiles, Garments, Shoes and Hats                     | 83975                  | 7073                     | 76902                 | 53960                  | 2682                     | 51278                 |
| 日用杂品           | Daily Sundry Articles                                  | 43438                  | 14932                    | 28506                 | 81876                  | 11415                    | 70460                 |
| 五金、交电、化工       | Hardware, Transport, Electric<br>and Chemical Products | 107738                 | 37808                    | 69930                 | 215961                 | 39679                    | 176282                |
| 药品及医疗器械        | Medicines and Medical Appliances                       | 90817                  | 27170                    | 63647                 | 14004                  | 10532                    | 3472                  |
| 图书报刊           | Books, Newspapers and Magazines                        | 26755                  | 1434                     | 25321                 |                        |                          |                       |

14-9 各市限额以上批发零售贸易业商品  
购、销、存总额 (2000年)

Total Purchases, Sales and Inventory above Designated Size  
in Wholesale and Retail Trades by City (2000)

单位: 万元

(10 000 yuan)

| 市<br>City            | 购 进<br>总 额         |                         | 销 售<br>总 额<br>Total<br>Sales | 批 发                |                      | 零 售<br>Retail<br>Trade | 年 末<br>库存额<br>Inventory<br>(year-end) |
|----------------------|--------------------|-------------------------|------------------------------|--------------------|----------------------|------------------------|---------------------------------------|
|                      | Total<br>Purchases | #进口<br>Total<br>Imports |                              | Wholesale<br>trade | #出口<br>Total Exports |                        |                                       |
| 郑 州 市 Zhengzhou      | 3345183            | 47298                   | 3806461                      | 3273539            | 247104               | 532921                 | 478304                                |
| 开 封 市 Kaifeng        | 603405             |                         | 700283                       | 552431             | 1342                 | 147852                 | 106467                                |
| 洛 阳 市 Luoyang        | 592308             | 1051                    | 665454                       | 494831             | 12472                | 170623                 | 72675                                 |
| 平 顶 山 市 Pingdingshan | 393292             |                         | 448641                       | 307392             |                      | 141249                 | 87958                                 |
| 安 阳 市 Anyang         | 581842             |                         | 651835                       | 551064             |                      | 100771                 | 61711                                 |
| 鹤 壁 市 Hebi           | 59023              |                         | 62008                        | 54903              |                      | 7105                   | 7537                                  |
| 新 乡 市 Xinxiang       | 345028             | 3513                    | 370251                       | 277532             |                      | 92719                  | 62006                                 |
| 焦 作 市 Jiaozuo        | 255138             |                         | 273181                       | 170163             | 1144                 | 103018                 | 52307                                 |
| 濮 阳 市 Puyang         | 148482             |                         | 176305                       | 108533             |                      | 67772                  | 23748                                 |
| 许 昌 市 Xuchang        | 402212             |                         | 498329                       | 429618             | 19042                | 68711                  | 100102                                |
| 漯 河 市 Luohe          | 160357             |                         | 204457                       | 171614             |                      | 32843                  | 34380                                 |
| 三 门 峡 市 Sanmenxia    | 353281             |                         | 393605                       | 312662             |                      | 80943                  | 47136                                 |
| 南 阳 市 Nanyang        | 731389             |                         | 908126                       | 705988             |                      | 202138                 | 177084                                |
| 商 丘 市 Shangqiu       | 395469             |                         | 444413                       | 345884             | 3043                 | 98529                  | 98866                                 |
| 信 阳 市 Xinyang        | 281309             |                         | 308792                       | 234904             |                      | 73888                  | 28721                                 |
| 周 口 市 Zhoukou        | 462272             |                         | 594257                       | 493498             |                      | 100759                 | 188387                                |
| 驻 马 店 市 Zhumadian    | 377843             |                         | 446908                       | 373973             | 799                  | 72935                  | 48480                                 |
| 济 源 市 Jiyuan         | 70471              |                         | 75839                        | 47293              |                      | 28546                  | 7197                                  |

注: 由于抽样调查省、市的限额以上的切割点不同, 故市地合计数与全省不等。(下同)

a)The sum figures of every city do not add up to the provincial total as difference between province and cities about designated size in sample survey (so did follows)

14-10 各市限额以上批发零售贸易业批发总额（2000年）

Total Wholesale of Enterprises above Designated Size in Wholesales and Retail Sale Trades by City (2000)

单位: 万元

(10 000 yuan)

| 市<br>City         | 批发<br>总额<br>Total<br>Wholesale | #食品饮料<br>烟草类<br>Food,<br>Beverages<br>and Tobaccos | #日用<br>品类<br>Articles<br>for<br>Daily Use | #纺织服装<br>鞋帽类<br>Textiles,<br>Garments,<br>Footwear and Hats | #文化体育<br>用品类<br>Cultural<br>and<br>Sports | #家用<br>电器类<br>Household<br>Appliances | #医用类<br>Medical<br>Treatment<br>Use | #书报<br>杂志类<br>Newspapers<br>and<br>Magazines |
|-------------------|--------------------------------|--|---|---|---|---------------------------------------|-------------------------------------|--|
|                   |                                |  |   |   |   |                                       |                                     |  |
| 郑州市 Zhengzhou     | 3273539                        | 675957   | 50441                                     | 192600  | 58996                                     | 33320                                 | 73491                               | 140945                                       |
| 开封市 Kaifeng       | 552431                         | 110759   | 74907                                     | 1580  |   | 4562                                  | 7052                                | 9081   |
| 洛阳市 Luoyang       | 494831                         | 163891   | 5322                                      | 268   | 3171                                      | 5176                                  | 9750                                | 3079   |
| 平顶山市 Pingdingshan | 307392                         | 109849   | 552                                       | 45  | 15  | 3286                                  | 6002                                | 1030   |
| 安阳市 Anyang        | 551064                         | 264240   | 3073                                      | 349   | 165                                       | 3091                                  | 15965                               | 6546   |
| 鹤壁市 Hebi          | 54903                          | 23432  | 17  | 4   |   |                                       |                                     | 128  |
| 新乡市 Xinxiang      | 277532                         | 158017   | 14857                                     | 13058   | 99  | 10207                                 | 14805                               | 1774   |
| 焦作市 Jiaozuo       | 170163                         | 48512  | 637                                       | 467   | 141                                       | 277                                   | 6513                                | 4724   |
| 濮阳市 Puyang        | 108533                         | 78253  | 4995                                      | 11834   | 119                                       | 538                                   | 699                                 | 2379   |
| 许昌市 Xuchang       | 429618                         | 307359   | 32  | 3   |   | 1106                                  | 6038                                | 2775   |
| 漯河市 Luohe         | 171614                         | 142737   | 3253                                      | 477   | 5   | 58                                    | 1374                                | 1682   |
| 三门峡市 Sanmenxia    | 312662                         | 130279   | 1468                                      | 236   | 56  | 3689                                  | 3859                                | 485  |
| 南阳市 Nanyang       | 705988                         | 387378   | 1064                                      | 1213  |   |                                       | 10933                               | 2304   |
| 商丘市 Shangqiu      | 345884                         | 220617   | 3411                                      | 22613   | 253                                       | 7719                                  | 19730                               | 10501  |
| 信阳市 Xinyang       | 234904                         | 162607   | 1650                                      | 288   |   | 1502                                  | 6277                                | 4118   |
| 周口市 Zhoukou       | 493498                         | 357221   | 11821                                     | 4121  | 112                                       | 1258                                  | 10493                               | 6827   |
| 驻马店市 Zhumadian    | 373973                         | 261627   | 149                                       | 66  | 43  | 730                                   | 719                                 | 7661   |
| 济源市 Jiyuan        | 47293                          | 10393  | 8217                                      |   |   |                                       | 1272                                | 73   |

## 14-11 各市限额以上批发零售贸易业零售总额 (2000年)

Total Retail Sale of Enterprises above Designated Size in  
Wholesales and Retail Sale Trades by City (2000)

单位: 万元

(10 000 yuan)

| 市<br>City            | 零售<br>总额<br>Total<br>Retail<br>Trade | #食品饮料<br>烟草类<br>Food,<br>Beverages<br>and Tobaccos | #日用<br>品类<br>Articles<br>for<br>Daily Use | #纺织服装<br>鞋帽类<br>Textiles,<br>Garments,<br>Footwear and Hats | #文化体育<br>用品类<br>Cultural<br>and<br>Sports | #家用<br>电器类<br>Household<br>Appliances | #医用类<br>Medical<br>Treatment<br>Use | #书报<br>杂志类<br>Newspapers<br>and<br>Magazines |
|----------------------|--------------------------------------|--|---|---|---|---------------------------------------|-------------------------------------|--|
|                      |                                      |  |   |   |   |                                       |                                     |  |
| 郑 州 市 Zhengzhou      | 532921                               | 80134  | 36950                                     | 71004   | 25198                                     | 61738                                 | 20798                               | 12731  |
| 开 封 市 Kaifeng        | 147852                               | 20934  | 60782                                     | 9545  |   | 22988                                 | 12015                               | 5906   |
| 洛 阳 市 Luoyang        | 170623                               | 19637  | 15327                                     | 36779   | 9391                                      | 14333                                 | 14598                               | 12905  |
| 平 顶 山 市 Pingdingshan | 141249                               | 23475  | 3602                                      | 10462   | 1666                                      | 22245                                 | 26655                               | 4995   |
| 安 阳 市 Anyang         | 100771                               | 16875  | 3764                                      | 5440  | 607                                       | 24793                                 | 14434                               | 5820   |
| 鹤 壁 市 Hebi           | 7105                                 | 1478   | 491                                       | 47  | 865                                       |                                       |                                     | 1088   |
| 新 乡 市 Xinxiang       | 92719                                | 15707  | 20416                                     | 10592   | 619                                       | 5811                                  | 11958                               | 18953  |
| 焦 作 市 Jiaozuo        | 103018                               | 27408  | 5081                                      | 14799   | 1602                                      | 13598                                 | 4519                                | 7035   |
| 濮 阳 市 Puyang         | 67772                                | 22961  | 2844                                      | 21799   | 1064                                      | 6419                                  | 1011                                | 3694   |
| 许 昌 市 Xuchang        | 68711                                | 8897   | 1883                                      | 4582  | 412                                       | 10793                                 | 6376                                | 7482   |
| 漯 河 市 Luohe          | 32843                                | 3951   | 5095                                      | 2138  | 135                                       | 2073                                  | 2088                                | 3152   |
| 三 门 峡 市 Sanmenxia    | 80943                                | 14955  | 8327                                      | 15214   | 1210                                      | 9656                                  | 6846                                | 4875   |
| 南 阳 市 Nanyang        | 202138                               | 13203  | 74277                                     | 23428   |   |                                       | 13533                               | 12928  |
| 商 丘 市 Shangqiu       | 98529                                | 29823  | 10848                                     | 15050   | 2494                                      | 4703                                  | 7413                                | 19300  |
| 信 阳 市 Xinyang        | 73888                                | 8153   | 4623                                      | 1799  |   | 3411                                  | 2808                                | 11315  |
| 周 口 市 Zhoukou        | 100759                               | 28833  | 16256                                     | 16077   | 1798                                      | 17646                                 | 5466                                | 11444  |
| 驻 马 店 市 Zhumadian    | 72935                                | 14167  | 2835                                      | 9392  | 1002                                      | 9457                                  | 1086                                | 10899  |
| 济 源 市 Jiyuan         | 28546                                | 999  | 10784                                     | 3707  |   | 2789                                  |                                     | 1365   |

14-12 各市限额以上批发零售贸易企业主要经济指标 (2000年)

Main Economic Indicators of Enterprises in Wholesale and Retail Sale Trades above Designated Size by City (2000)

单位: 万元

(10 000yuan)

| 市<br>City         | 流动资产<br>合计           |                  | 固定资产<br>合计 | 固定资产<br>原价 | 资产<br>总计 | 所有者<br>权益<br>Total<br>Creditors'<br>Equity | #实收<br>资本      |                                      | 商品销售<br>收入 |
|-------------------|----------------------|------------------|------------|------------|----------|--|----------------|--------------------------------------|------------|
|                   | Circulating<br>Funds | #存货<br>Inventory |            |            |          |  | Fixed<br>Asset | Original<br>Values of<br>Fixed Asset |            |
| 郑州市 Zhengzhou     | 1585594              | 450329           | 411356     | 419486     | 2337189  | 171784                                     | 299059         | 3280906                              |            |
| 开封市 Kaifeng       | 362105               | 108740           | 90689      | 63150      | 470865   | 43185                                      | 42265          | 595446                               |            |
| 洛阳市 Luoyang       | 310868               | 74001            | 112326     | 124443     | 435160   | 6608                                       | 52173          | 528138                               |            |
| 平顶山市 Pingdingshan | 296926               | 95474            | 97990      | 105991     | 408433   | 21168                                      | 36748          | 380343                               |            |
| 安阳市 Anyang        | 135098               | 53241            | 62181      | 74040      | 210614   | 19158                                      | 30598          | 348652                               |            |
| 鹤壁市 Hebi          | 2335                 | 4972             | 10480      | 11202      | 23797    | 2013                                       | 1300           | 54298                                |            |
| 新乡市 Xinxiang      | 136245               | 32072            | 62407      | 68424      | 210468   | 23871                                      | 21191          | 324489                               |            |
| 焦作市 Jiaozuo       | 70632                | 26832            | 43165      | 51328      | 118318   | 15351                                      | 16317          | 218352                               |            |
| 濮阳市 Puyang        | 46451                | 19674            | 21039      | 23679      | 74068    | 15567                                      | 15567          | 135302                               |            |
| 许昌市 Xuchang       | 278795               | 103119           | 55784      | 68892      | 345829   | 39323                                      | 25857          | 468632                               |            |
| 漯河市 Luohe         | 153797               | 66500            | 33099      | 28337      | 199230   | 2447                                       | 10720          | 219419                               |            |
| 三门峡市 Sanmenxia    | 141155               | 33698            | 49155      | 51015      | 196015   | 33750                                      | 18293          | 179523                               |            |
| 南阳市 Nanyang       | 505096               | 206120           | 120496     | 142179     | 652424   | 43102                                      | 65531          | 704993                               |            |
| 商丘市 Shangqiu      | 291866               | 93501            | 50850      | 58114      | 392524   | 27202                                      | 21249          | 435738                               |            |
| 信阳市 Xinyang       | 82568                | 30230            | 46068      | 49447      | 142699   | 24654                                      | 11848          | 268931                               |            |
| 周口市 Zhoukou       | 506428               | 186611           | 71272      | 83681      | 653417   | -19626                                     | 35382          | 574170                               |            |
| 驻马店市 Zhumadian    | 230397               | 86299            | 62659      | 70114      | 302658   | 21867                                      | 24550          | 403085                               |            |
| 济源市 Jiyuan        | 19722                | 7953             | 12644      | 14454      | 34241    | 7165                                       | 4259           | 68211                                |            |

| 市<br>City         | 商品销售<br>收入净额<br>Net Value<br>of Sales<br>Revenue | 商品销售<br>成本<br>Cost<br>of Sales | 商品销售<br>税金及附加<br>Sales Tax<br>and Extra<br>Changes | 商品销售<br>利润<br>Total<br>Profits | 管理<br>费用<br>Management<br>Expenses | #税金   |        | 利润<br>总额<br>Total<br>Profits | 应缴<br>增值税<br>Increment<br>Value Tax<br>Payable |
|-------------------|--|--------------------------------|--|--------------------------------|------------------------------------|-------|--------|------------------------------|--|
|                   |  |                                |  |                                |                                    | Taxes | Total  |                              |  |
| 郑州市 Zhengzhou     | 3233591  | 2974312                        | 6391   | 106053                         | 93601                              | 1737  | 10912  | 60742                        |  |
| 开封市 Kaifeng       | 593008   | 560241                         | 1552   | 15877                          | 13033                              | 466   | 1923   | 1716                         |  |
| 洛阳市 Luoyang       | 523911   | 483123                         | 964  | 20628                          | 25582                              | 754   | 157933 | 12615                        |  |
| 平顶山市 Pingdingshan | 378101   | 339448                         | 1178   | 16966                          | 21469                              | 813   | -16078 | 8695                         |  |
| 安阳市 Anyang        | 347241   | 321459                         | 511  | 13649                          | 12372                              | 438   | -182   | 3522                         |  |
| 鹤壁市 Hebi          | 54287  | 50146                          | 115  | 2328                           | 1681                               | 32    | 365    | 329                          |  |
| 新乡市 Xinxiang      | 323357   | 300013                         | 563  | 12351                          | 12941                              | 540   | 547    | 2628                         |  |
| 焦作市 Jiaozuo       | 217416   | 201055                         | 386  | 10061                          | 8664                               | 281   | -21    | 1836                         |  |
| 濮阳市 Puyang        | 135142   | 120930                         | 1227   | 6921                           | 5156                               | 133   | 1978   | 391                          |  |
| 许昌市 Xuchang       | 467841   | 386667                         | 1695   | 43099                          | 23780                              | 1401  | 8077   | 17294                        |  |
| 漯河市 Luohe         | 217955   | 198902                         | 645  | 10182                          | 7615                               | 1257  | -1137  | 2925                         |  |
| 三门峡市 Sanmenxia    | 179039   | 152835                         | 573  | 17767                          | 11131                              | 215   | 5757   | 5042                         |  |
| 南阳市 Nanyang       | 700596   | 621577                         | 1446   | 40019                          | 29449                              | 1607  | 542    | 11352                        |  |
| 商丘市 Shangqiu      | 435697   | 407848                         | 135  | 18318                          | 12675                              | 573   | 3254   | 12136                        |  |
| 信阳市 Xinyang       | 267764   | 243352                         | 445  | 14387                          | 10253                              | 382   | 3382   | 746                          |  |
| 周口市 Zhoukou       | 573339   | 528428                         | 1093   | 29977                          | 22258                              | 654   | 619    | 5204                         |  |
| 驻马店市 Zhumadian    | 401443   | 354521                         | 979  | 32350                          | 22943                              | 499   | 1287   | 11179                        |  |
| 济源市 Jiyuan        | 68199  | 64072                          | 110  | 2614                           | 2551                               | 58    | -184   | 573                          |  |



## 14-13 限额以上批发零售贸易企业主要经济指标 (2000年)

单位: 万元

| 指 标             | Item   | 总计      | #国有及<br>国有控股                   | #内资<br>企业                          |
|-----------------|--|---------|--------------------------------|------------------------------------|
|                 |  | Total   | State-<br>owned<br>Enterprises | Domestic-<br>Funded<br>Enterprises |
| <b>年末资产负债</b>   | <b>Assets and Liability(year-end)</b>                    |         |                                |                                    |
| 流动资产合计          | Circulating Funds  | 5155591 | 3469716                        | 5146215                            |
| # 存货            | Inventory  | 1659973 | 1154942                        | 1657855                            |
| 长期投资            | Long-term Investment                                     | 194844  | 128180                         | 192490                             |
| 固定资产合计          | Fixed Asset  | 1409864 | 1015898                        | 1397076                            |
| 固定资产原价          | Original Value of Fixed Assets                           | 1502863 | 1078581                        | 1486010                            |
| # 生产经营用         | For Production and Operation                             | 1271360 | 918243                         | 1254509                            |
| 累计折旧            | Accumulated Depreciation                                 | 369445  | 244232                         | 365370                             |
| # 本年提取折旧        | Depreciation of Deducted This Year                       | 47414   | 32250                          | 45259                              |
| 资产合计            | Total Assets   | 7194902 | 4826023                        | 7166687                            |
| 流动负债合计          | Liquid Liabilities                                       | 6082931 | 4025357                        | 6072944                            |
| 长期负债合计          | Long-term Liabilities                                    | 616004  | 359724                         | 614272                             |
| 负债合计            | Total Liabilities  | 6698935 | 4385081                        | 6687216                            |
| 所有者权益合计         | Total Creditors' Equity                                  | 495967  | 440942                         | 479471                             |
| # 实收资本          | Actual Capital   | 730549  | 432647                         | 718179                             |
| # 国家            | State  | 389295  | 361890                         | 384907                             |
| 集体              | Collective   | 179033  | 19830                          | 179033                             |
| 法人              | Legal Person   | 73435   | 34953                          | 72365                              |
| <b>损益及分配</b>    | <b>Profit and Loss Apportionment</b>                     |         |                                |                                    |
| 商品销售收入          | Sales Revenue  | 9200891 | 6730673                        | 9141848                            |
| 商品销售收入净额        | Net Value of Sales Revenue                               | 9130192 | 6671417                        | 9071149                            |
| 商品销售成本          | Cost of Sales  | 8320857 | 6008685                        | 8269631                            |
| 经营费用            | Operating Expenses                                       | 374580  | 301867                         | 372213                             |
| 商品销售税金及附加       | Sales Tax and Extra Changes                              | 20620   | 14208                          | 20618                              |
| 商品销售利润          | Total Profits  | 414136  | 346658                         | 408687                             |
| 主营业务利润          | Profits of Major Management                              | 416931  | 348738                         | 411483                             |
| 管理费用            | Management Expenses                                      | 336923  | 260052                         | 332713                             |
| # 税金            | Taxes  | 11659   | 9799                           | 11652                              |
| 财产保险            | Property Insurance                                       | 3791    | 3221                           | 3791                               |
| 劳动、待业保险         | Labor Insurance and Waiting<br>for Employment Insurance  | 24498   | 19404                          | 24498                              |
| 财务费用            | Financial Expenses                                       | 127758  | 108017                         | 127532                             |
| # 利息支出          | Profit Paying  | 108388  | 94247                          | 108162                             |
| 利润总额            | Total Profits  | 179017  | 169030                         | 174637                             |
| # 应交所得税         | Income Tax Payable                                       | 28711   | 20473                          | 28688                              |
| 应付利润            | Profits payable  | 8675    | 7614                           | 8642                               |
| <b>工资福利及增值税</b> | <b>Wages, Welfare Expenses<br/>and Value Added Taxes</b> |         |                                |                                    |
| 本年应付工资总额        | Total Wages Payable This Year                            | 204104  | 159917                         | 203601                             |
| 本年应付福利费总额       | Total Welfare Expenses payable This Year                 | 22631   | 15397                          | 22589                              |
| 本年应缴增值税         | Increment Value Tax Payable This Year                    | 151471  | 130203                         | 149988                             |
| 本年进项增值税         | Import Increment Value Tax This Year                     | 1103317 | 846254                         | 1094858                            |
| 本年销项增值税         | Sales Increment Value Tax This Year                      | 1220317 | 944312                         | 1210383                            |

## Main Economic Indicators of Enterprises in Wholesale and Retail Sale Trades above Designated Size(2000)

(10 1000 yuan)

| #国有企业<br>State-Owned<br>Enterprises | #集体<br>企业<br>Collective-<br>owned<br>Enterprises | #股份合<br>作企业<br>Coopera-<br>tive<br>Enterprises | #联营<br>企业<br>Joint<br>Ownership<br>Enterprises | #股份有限<br>企业<br>Share-holding<br>Corporations<br>Ltd | #有限责任<br>公司<br>Limited<br>Liability<br>Corporations |
|-------------------------------------|--|--|--|---|---|
| 3205987                             | 1305476  | 81376  | 86793  | 300618  | 126865  |
| 1067272                             | 396469   | 13203  | 40730  | 97286   | 32430   |
| 114609                              | 56395  | 2593   | 511  | 12509   | 5080  |
| 903393                              | 236824   | 39595  | 17724  | 136773  | 52320   |
| 956089                              | 296392   | 31268  | 24061  | 106208  | 59353   |
| 803301                              | 244245   | 30638  | 18111  | 95272   | 52122   |
| 217428                              | 94804  | 8879   | 6673   | 22596   | 12333   |
| 27700                               | 9142   | 1627   | 244  | 4345  | 1784  |
| 4353397                             | 1772184  | 128786   | 152835   | 512491  | 195674  |
| 3632585                             | 1463911  | 247782   | 127444   | 405060  | 159173  |
| 322412                              | 187121   | 10504  | 19023  | 59236   | 14577   |
| 3954997                             | 1651032  | 258286   | 146467   | 464296  | 173750  |
| 398400                              | 121152   | -129501  | 6368   | 48195   | 21924   |
| 361256                              | 218609   | 24034  | 8730   | 66671   | 31743   |
| 323473                              | 17294  | 3257   | 469  | 34127   | 6072  |
| 8583                                | 148162   | 1220   | 7147   | 4527  | 7906  |
| 24158                               | 7978   | 6759   | 350  | 20212   | 11046   |
| 6395098                             | 1615887  | 123758   | 64986  | 423107  | 363265  |
| 6335875                             | 1613069  | 123750   | 64839  | 423035  | 363187  |
| 5702628                             | 1516778  | 120774   | 60581  | 397107  | 339895  |
| 289765                              | 38535  | 4493   | 648  | 15558   | 12557   |
| 13644                               | 4990   | 306  | 126  | 543   | 541   |
| 329839                              | 52767  | -1822  | 3485   | 9827  | 10194   |
| 331633                              | 52962  | -1822  | 3485   | 10049   | 10652   |
| 241295                              | 50641  | 5473   | 2827   | 15602   | 11746   |
| 9270                                | 1368   | 26   | 183  | 421   | 286   |
| 2555                                | 392  | 27   | 375  | 300   | 132   |
| 18646                               | 3300   | 444  | 17   | 1439  | 635   |
| 102830                              | 10254  | 739  | 456  | 8484  | 3595  |
| 90084                               | 6443   | 655  | -395   | 7994  | 2432  |
| 174415                              | 11177  | -7013  | 329  | -6914   | 309   |
| 19963                               | 6759   | 20   | 16   | 764   | 1139  |
| 7198                                | 165  | 25   | 32   | 414   | 765   |
| 149225                              | 31072  | 1937   | 3249   | 8679  | 7347  |
| 14145                               | 5758   | 268  | 254  | 930   | 1017  |
| 124224                              | 14467  | 1195   | 2483   | 2685  | 3309  |
| 806579                              | 151013   | 12989  | 6395   | 56120   | 45942   |
| 896886                              | 163376   | 14115  | 8627   | 62441   | 47560   |

14-13 续表 1

单位: 万元

| 指 标             | Item   | 批 发 业   |                    |   |
|-----------------|--|---|--------------------|---|
|                 |  | # 港澳台商<br>投资企业<br>Enterprises<br>With Investment<br>from Hong Kong,<br>Macao and Taiwan | Wholesale<br>trade | # 国有及<br>国有控股<br>State-<br>owned<br>Enterprises |
| <b>年末资产负债</b>   | <b>Assets and Liability(year-end)</b>                    |   |                    |   |
| 流动资产合计          | Circulating Funds  | 8630  | 4263995            | 2991483   |
| # 存货            | Inventory  | 2010  | 1380497            | 983379  |
| 长期投资            | Long-term Investment                                     | 2350  | 158171             | 112674  |
| 固定资产合计          | Fixed Asset  | 12351   | 840127             | 644011  |
| 固定资产原价          | Original Value of Fixed Assets                           | 16141   | 925460             | 696173  |
| # 生产经营用         | For Production and Operation                             | 16141   | 758564             | 573165  |
| 累计折旧            | Accumulated Depreciation                                 | 3793  | 257366             | 172868  |
| # 本年提取折旧        | Depreciation of Deducted This Year                       | 2122  | 33082              | 23573   |
| 资产合计            | Total Assets   | 27028   | 5595066            | 3914477   |
| 流动负债合计          | Liquid Liabilities                                       | 9918  | 4890519            | 3322759   |
| 长期负债合计          | Long-term Liabilities                                    | 1732  | 380751             | 210813  |
| 负债合计            | Total Liabilities  | 11650   | 5271271            | 3533572   |
| 所有者权益合计         | Total Creditors'Equity                                   | 15378   | 323795             | 380905  |
| # 实收资本          | Actual Capital   | 11370   | 463468             | 315713  |
| # 国家            | State  | 3637  | 282606             | 264875  |
| 集体              | Collective   |   | 98443              | 16376   |
| 法人              | Legal Person   | 1070  | 54559              | 29621   |
| <b>损益及分配</b>    | <b>Profit and Loss Apportionment</b>                     |   |                    |   |
| 商品销售收入          | Sales Revenue  | 55094   | 7542324            | 5952836   |
| 商品销售收入净额        | Net Value of Sales Revenue                               | 55094   | 7491519            | 5902966   |
| 商品销售成本          | Cost of Sales  | 47746   | 6821578            | 5317392   |
| 经营费用            | Operating Expenses                                       | 2079  | 299839             | 262014  |
| 商品销售税金及附加       | Sales Tax and Extra Changes                              |   | 13575              | 11280   |
| 商品销售利润          | Total Profits  | 5269  | 356528             | 312281  |
| 主营业务利润          | Profits of Major Management                              | 5269  | 359225             | 314399  |
| 管理费用            | Management Expenses                                      | 4051  | 253724             | 208603  |
| # 税金            | Taxes  |   | 8737               | 7701  |
| 财产保险            | Property Insurance                                       |   | 3028               | 2718  |
| 劳动、待业保险         | Labor Insurance and Waiting<br>for Employment Insurance  |   | 16574              | 13963   |
| 财务费用            | Financial Expenses                                       | 226   | 99943              | 89481   |
| # 利息支出          | Profit Paying  | 226   | 86358              | 78943   |
| 利润总额            | Total Profits  | 4324  | 30306              | 20319   |
| # 应交所得税         | Income Tax Payable                                       |   | 26000              | 18268   |
| 应付利润            | Profits payable  |   | 7442               | 6752  |
| <b>工资福利及增值税</b> | <b>Wages, Welfare Expenses<br/>and Value Added Taxes</b> |   |                    |   |
| 本年应付工资总额        | Total Wages Payable This Year                            | 444   | 157638             | 132757  |
| 本年应付福利费总额       | Total Welfare Expenses payable This Year                 | 35  | 15036              | 12233   |
| 本年应缴增值税         | Increment Value Tax Payable This Year                    | 1405  | 128976             | 119316  |
| 本年进项增值税         | Import Increment Value Tax This Year                     | 7858  | 915941             | 774705  |
| 本年销项增值税         | Sales Increment Value Tax This Year                      | 9263  | 1015310            | 864303  |

## Continued

(100 000yuan)

| 零售业             | #国有及<br>国有控股<br>State-<br>owned<br>Enterprises | #连锁<br>商店<br>Chain<br>Store | #百货<br>商店<br>General<br>Merchandise<br>Store | #超级<br>市场<br>Super-<br>market | #专业<br>(专卖)店<br>Specialty<br>Store |
|-----------------|--|-----------------------------|--|-------------------------------|------------------------------------|
| Retail<br>Trade |  |                             |  |                               |                                    |
| 891596          | 478233   | 51998                       | 388728                                       | 21047                         | 273464                             |
| 279476          | 171563   | 15380                       | 104925                                       | 10200                         | 104829                             |
| 36673           | 15506  | 391                         | 21347  | 481                           | 9949                               |
| 569737          | 371887   | 11959                       | 365862                                       | 9755                          | 127090                             |
| 577403          | 382408   | 14195                       | 356644                                       | 12396                         | 129417                             |
| 512796          | 345078   | 10721                       | 327003                                       | 11161                         | 104625                             |
| 112079          | 71364  | 2835                        | 64858  | 2961                          | 25823                              |
| 14332           | 8677   | 275                         | 7811   | 510                           | 3559                               |
| 1599836         | 911546   | 67997                       | 842310                                       | 35078                         | 421621                             |
| 1192412         | 702598   | 58125                       | 603949                                       | 29665                         | 312293                             |
| 235252          | 148911   | 1632                        | 152336                                       | 2242                          | 59203                              |
| 1427664         | 851509   | 59758                       | 756284                                       | 31907                         | 371497                             |
| 172172          | 60037  | 8239                        | 86025  | 3170                          | 50125                              |
| 267081          | 116934   | 7185                        | 142721                                       | 5915                          | 70743                              |
| 106689          | 97015  | 3126                        | 50175  | 280                           | 39441                              |
| 80590           | 3454   | 2358                        | 41627  | 2938                          | 17858                              |
| 18876           | 5332   | 1223                        | 8206   | 1198                          | 4905                               |
| 1658567         | 777837   | 75391                       | 699351                                       | 66306                         | 520766                             |
| 1638673         | 768451   | 75164                       | 688704                                       | 66251                         | 512264                             |
| 1499279         | 691293   | 67319                       | 636388                                       | 57309                         | 460522                             |
| 74741           | 39853  | 4901                        | 27773  | 5714                          | 26870                              |
| 7045            | 2928   | 185                         | 2604   | 666                           | 1962                               |
| 57608           | 34377  | 2758                        | 21939  | 2563                          | 22910                              |
| 57706           | 34339  | 2758                        | 21970  | 2563                          | 22894                              |
| 83199           | 51449  | 3338                        | 40817  | 3059                          | 26465                              |
| 2922            | 2098   | 74                          | 1246   | 112                           | 1084                               |
| 763             | 503  | 48                          | 404  | 49                            | 241                                |
| 7924            | 5441   | 163                         | 3991   | 131                           | 2851                               |
| 27815           | 18536  | 691                         | 14027  | 1305                          | 7589                               |
| 22030           | 15304  | 578                         | 11036  | 806                           | 6266                               |
| 148711          | 148711   | -86                         | -10921                                       | -445                          | 161369                             |
| 2711            | 2205   | 76                          | 403  | 12                            | 2003                               |
| 1233            | 862  | 71                          | 130  | 3                             | 833                                |
| 46466           | 27160  | 2565                        | 20307  | 2346                          | 15672                              |
| 7595            | 3164   | 317                         | 2147   | 215                           | 4449                               |
| 22495           | 10887  | 1725                        | 6586   | 1567                          | 10873                              |
| 187376          | 71549  | 8722                        | 38185  | 6287                          | 111843                             |
| 205007          | 80009  | 10226                       | 44026  | 7613                          | 119414                             |

## 14-14 限额以上餐饮企业主要经济指标 (2000年)

单位: 万元

|                 |   | 总计     | #国有及<br>国有控股                   |
|-----------------|---|--------|--------------------------------|
| 指 标             | Item  | Total  | State-<br>owned<br>Enterprises |
| <b>年末资产负债</b>   | <b>Assets and Liability(year-end)</b>                   |        |                                |
| 流动资产合计          | Circulating Funds                                       | 31628  | 15746                          |
| # 存货            | Inventory   | 6174   | 2088                           |
| 长期投资            | Long-term Investment                                    | 3192   | 2676                           |
| 固定资产合计          | Fixed Asset   | 111625 | 56974                          |
| 固定资产原价          | Original Value of Fixed Assets                          | 123211 | 60620                          |
| # 生产经营用         | For Production and Operation                            | 114428 | 55429                          |
| 累计折旧            | Accumulated Depreciation                                | 20377  | 10863                          |
| # 本年提取折旧        | Depreciation of Deducted This year                      | 4493   | 1550                           |
| 资产合计            | Total Assets  | 160724 | 80993                          |
| 流动负债合计          | Liquid Liabilities                                      | 85651  | 32576                          |
| 长期负债合计          | Long-term Liabilities                                   | 27557  | 14981                          |
| 负债合计            | Total Liabilities                                       | 113207 | 47557                          |
| 所有者权益合计         | Total Creditors'Equity                                  | 47517  | 33436                          |
| # 实收资本          | Actual Capital  | 47024  | 14238                          |
| # 国家            | State   | 13020  | 12085                          |
| 集体              | Collective  | 11705  | 69                             |
| 法人              | Legal Person  | 13731  | 1849                           |
| <b>损益及分配</b>    | <b>Profit and Loss Apportionment</b>                    |        |                                |
| 商品销售收入          | Sales Revenue   | 87580  | 35184                          |
| 商品销售收入净额        | Net Value of Sales Revenue                              |        |                                |
| 商品销售成本          | Cost of Sales   | 49294  | 19661                          |
| 经营费用            | Operating Expenses                                      | 21779  | 9438                           |
| 商品销售税金及附加       | Sales Tax and Extra Changes                             | 3814   | 1729                           |
| 商品销售利润          | Total Profits   | 12693  | 4357                           |
| 主营业务利润          | Profits of Major Management                             |        |                                |
| 管理费用            | Management Expenses                                     | 12632  | 5294                           |
| # 税金            | Taxes   | 342    | 97                             |
| 财产保险            | Property Insurance                                      | 51     | 13                             |
| 劳动、待业保险         | Labor Insurance and Waiting<br>for Employment Insurance | 1127   | 1042                           |
| 财务费用            | Financial Expenses                                      | 3728   | 1011                           |
| # 利息支出          | Profit Paying   | 2318   | 989                            |
| 利润总额            | Total Profits   | -2041  | -866                           |
| # 应交所得税         | Income Tax Payable                                      | 1183   | 42                             |
| 应付利润            | Profits payable   | 163    | 23                             |
| <b>工资福利及增值税</b> | <b>Wages,Welfare Expenses<br/>and Value Added Taxes</b> |        |                                |
| 本年应付工资总额        | Total Wages Payable This Year                           | 10662  | 5008                           |
| 本年应付福利费总额       | Total Welfare Expenses payable This Year                | 1128   | 561                            |

## Main Economic Indicators of Enterprises in Catering Trade above Designated Size(2000)

(10 000 yuan)

| 内资<br>企业<br><br>Domestic-<br>Funded<br>Enterprises | #国有<br>企业<br>State-<br>Owned<br>Enterprises | #集体<br>企业<br>Collective-<br>owned<br>Enterprises | #联营<br>企业<br>Joint<br>Ownership<br>Enterprises | 港澳台商<br>投资企业<br>Enterprises<br>With Investment<br>from Hong Kong,<br>Macao and Taiwan | 外商<br>投资<br>企业<br>Enterprises<br>With Foreign<br>Investment |
|--|---|--|--|---|---|
| 28241  | 15090                                       | 4887   | 480  | 2972  | 415   |
| 5566   | 2048  | 1486   | 76   | 513   | 95  |
| 3192   | 2676  | 70   |  |   |   |
| 106581   | 56858                                       | 17387  | 748  | 4649  | 395   |
| 115908   | 60443                                       | 18852  | 1100   | 6525  | 777   |
| 107126   | 55252                                       | 18328  | 800  | 6525  | 777   |
| 18119  | 10802                                       | 2203   | 352  | 1876  | 382   |
| 3537   | 1534  | 243  | 88   | 870   | 86  |
| 150986   | 80198                                       | 22841  | 1474   | 8729  | 1009  |
| 77353  | 32066                                       | 17065  | 86   | 7950  | 348   |
| 26316  | 14981                                       | 4758   |  | 1241  |   |
| 103669   | 47048                                       | 21823  | 86   | 9191  | 348   |
| 47317  | 33150                                       | 1018   | 1388   | -462  | 661   |
| 44379  | 13888                                       | 7794   | 1200   | 1322  | 1323  |
| 12920  | 11935                                       | 134  |  | 100   |   |
| 11173  | 69  | 6689   | 800  | 106   | 427   |
| 13415  | 1749  | 366  | 400  | 159   | 157   |
| 78642  | 33791                                       | 22862  | 845  | 7662  | 1275  |
| 45003  | 18743                                       | 12478  | 756  | 3559  | 732   |
| 18899  | 9248  | 5268   | 12   | 2449  | 431   |
| 3378   | 1644  | 765  | 2  | 380   | 56  |
| 11363  | 4155  | 4351   | 75   | 1275  | 56  |
| 10759  | 5058  | 2305   | 4  | 1547  | 326   |
| 335  | 97  | 102  |  | 6   | 1   |
| 44   | 13  | 7  |  | 5   | 1   |
| 1111   | 1036  | 35   |  | 11  | 4   |
| 3117   | 1009  | 992  | 1  | 611   | 1   |
| 2073   | 987   | 179  | 1  | 244   | 1   |
| -1069  | -830  | 370  | 70   | -700  | -272  |
| 890  | 42  | 56   |  | 293   |   |
| 163  | 23  | 98   |  |   |   |
| 9907   | 4918  | 2175   | 62   | 592   | 162   |
| 1035   | 549   | 157  | 9  | 74  | 18  |

14-15 各市限额以上餐饮企业主要经济指标 (2000年)

Main Economic Indicators of Enterprises in Catering Trade above Designated Size by City(2000)

单位: 万元

(10 000 yuan)

| 市 City               | 流动资产<br>合 计          |                  | 固定资产<br>合 计 | 固定资产<br>原 价<br>Original<br>Values of<br>Fixed Asset | 资 产<br>总 计<br>Total<br>Assets | 所有者<br>权 益<br>Total<br>Creditors'<br>Equity | #实收<br>资本<br>Actual<br>Capital |
|----------------------|----------------------|------------------|-------------|---|-------------------------------|---|--------------------------------|
|                      | Circulating<br>Funds | #存货<br>Inventory |             |   |                               |   |                                |
| 郑 州 市 Zhengzhou      | 11027                | 2120             | 34904       | 38079   | 54363                         | 17815                                       | 20691                          |
| 开 封 市 Kaifeng        | 1886                 | 267              | 3628        | 2132  | 9521                          | 5432  | 2424                           |
| 洛 阳 市 Luoyang        | 3554                 | 452              | 6067        | 8116  | 10528                         | 2769  | 2308                           |
| 平 顶 山 市 Pingdingshan | 2135                 | 470              | 6244        | 6950  | 8724                          | 1212  | 1331                           |
| 安 阳 市 Anyang         | 1861                 | 328              | 5924        | 6415  | 7826                          | 2764  | 1697                           |
| 鹤 壁 市 Hebi           | 358                  | 238              | 5091        | 5499  | 6282                          | 2398  | 3852                           |
| 新 乡 市 Xinxiang       |                      |                  |             |   |                               |   |                                |
| 焦 作 市 Jiaozuo        | 1571                 | 275              | 11038       | 11543   | 13350                         | 3696  | 1596                           |
| 濮 阳 市 Puyang         | 1257                 | 337              | 6530        | 7990  | 8520                          | 8118  | 7394                           |
| 许 昌 市 Xuchang        | 6752                 | 626              | 15860       | 18987   | 23429                         | -1731                                       | 1239                           |
| 漯 河 市 Luohe          | 308                  | 3                | 585         | 371   | 933                           | 301   | 288                            |
| 三 门 峡 市 Sanmenxia    | 593                  | 105              | 2753        | 3101  | 3355                          | 1891  | 1826                           |
| 南 阳 市 Nanyang        | 1122                 | 137              | 6383        | 6854  | 7593                          | 2868  | 2485                           |
| 商 丘 市 Shangqiu       | 608                  | 125              | 3516        | 3935  | 4173                          | 1421  | 400                            |
| 信 阳 市 Xinyang        | 1645                 | 684              | 8746        | 9967  | 10578                         | 1787  | 1279                           |
| 周 口 市 Zhoukou        | 825                  | 99               | 1143        | 1443  | 2086                          | 508   | 334                            |
| 驻 马 店 市 Zhumadian    | 94                   | 30               | 497         | 436   | 683                           | 394   | 255                            |
| 济 源 市 Jiyuan         | 530                  | 39               | 1263        | 1316  | 1834                          | 47  | 30                             |

| 市 City               | 商品销售<br>收 入      | 商品销售<br>成 本      | 商品销售<br>税金及附加<br>Sales Tax<br>and Extra<br>Changes | 商品销售<br>利 润      | 管 理<br>费 用<br>Manage-<br>ment<br>Expenses | #税金<br>Taxes | 利 润<br>总 额<br>Total<br>Profits |
|----------------------|------------------|------------------|--|------------------|---|--------------|--------------------------------|
|                      | Sales<br>Revenue | Cost<br>of Sales |  | Total<br>Profits |   |              |                                |
| 郑 州 市 Zhengzhou      | 28271            | 14084            | 1470   | 3703             | 4304                                      | 51           | -2146                          |
| 开 封 市 Kaifeng        | 7457             | 4586             | 326  | 872              | 619                                       | 3            | 217                            |
| 洛 阳 市 Luoyang        | 13992            | 8074             | 527  | 2307             | 2375                                      | 50           | -224                           |
| 平 顶 山 市 Pingdingshan | 4832             | 2867             | 210  | 549              | 928                                       | 35           | -485                           |
| 安 阳 市 Anyang         | 4406             | 2844             | 199  | 384              | 428                                       | 5            | -59                            |
| 鹤 壁 市 Hebi           | 880              | 373              | 97   | -104             | 184                                       | 32           | -495                           |
| 新 乡 市 Xinxiang       |                  |                  |  |                  |   |              |                                |
| 焦 作 市 Jiaozuo        | 2497             | 1143             | 115  | 570              | 594                                       | 36           | -92                            |
| 濮 阳 市 Puyang         | 4724             | 3965             | 43   | 519              | 57  | 10           | 520                            |
| 许 昌 市 Xuchang        | 8967             | 4450             | 417  | 1772             | 1849                                      | 24           | -429                           |
| 漯 河 市 Luohe          | 1290             | 498              | 9  | 603              | 61  | 4            | 602                            |
| 三 门 峡 市 Sanmenxia    | 1506             | 1066             | 39   | 183              | 115                                       | 2            |                                |
| 南 阳 市 Nanyang        | 1615             | 889              | 91   | 213              | 561                                       | 15           | -37                            |
| 商 丘 市 Shangqiu       | 1845             | 1182             | 53   | 214              | 27  | 12           | 76                             |
| 信 阳 市 Xinyang        | 3888             | 1784             | 169  | 1043             | 475                                       | 88           | 165                            |
| 周 口 市 Zhoukou        | 3562             | 2016             | 116  | 597              | 382                                       | 13           | 15                             |
| 驻 马 店 市 Zhumadian    | 1662             | 1103             | 53   | 69               | 39  | 2            | 9                              |
| 济 源 市 Jiyuan         | 444              | 404              | 24   |                  | 34  | 2            | 4                              |

14-16 城乡集市贸易市场个数、成交额及成交量

## Number, Value and Volume of Business on Urban and Rural Free Market

| 指 标                | Item  | 1999            |                |                |
|--------------------|---|-----------------|----------------|----------------|
|                    |   | 合计              | 城市             | 农村             |
|                    |   | Total           | Urban Areas    | Rural Areas    |
| <b>集市贸易市场个数(个)</b> | <b>Number of Free Markets (unit)</b>                          | <b>5719</b>     | <b>1232</b>    | <b>4487</b>    |
| <b>集市贸易成交额(万元)</b> | <b>Transaction Value (10 000 yuan)</b>                        | <b>10018348</b> | <b>6207246</b> | <b>3811102</b> |
| 粮食类                | Grain   | 600275          | 286599         | 313676         |
| 油脂油料类              | Edible Oil  | 328707          | 135902         | 192805         |
| 棉烟麻类               | Cotton, Tobacco and Hemp Fiber                                | 23752           | 6097           | 17655          |
| 肉食禽蛋类              | Meats, Poultry and Eggs                                       | 1488237         | 730562         | 757675         |
| 水产品类               | Aquatic Products  | 272348          | 165960         | 106388         |
| 蔬菜类                | Vegetables  | 1245762         | 750001         | 495761         |
| 干鲜果类               | Dried and Fresh Fruit   | 694355          | 459489         | 234866         |
| 大牲畜类               | Large Domestic Animals  | 103274          | 7726           | 95548          |
| 家禽牲畜类              | Other Domestic Animals and Fowls                              | 92385           | 8067           | 84318          |
| 工业品类               | Industrial Products   | 3586966         | 2665614        | 921352         |
| 其他类                | Others  | 1582287         | 991229         | 591058         |
| <b>主要商品成交量(吨)</b>  | <b>Transaction Volume of Main Agricultural Products (ton)</b> |                 |                |                |
| 粮食(贸易粮)            | Grain   | 2220234         | 660487         | 1559747        |
| 食用植物油              | Edible Oil  | 358913          | 127262         | 231651         |
| 猪和猪肉               | Hog and Pork  | 513229          | 236515         | 276714         |
| 牛羊肉                | Beef and Mutton   | 234576          | 95632          | 138944         |
| 家禽                 | Poultry   | 121695          | 51372          | 70323          |
| 鲜蛋                 | Eggs  | 390394          | 187898         | 202496         |
| 水产品                | Aquatic Products  | 275989          | 148881         | 127108         |
| 蔬菜                 | Vegetables  | 5550366         | 3080017        | 2470349        |
| 大牲畜(万头)            | Large Domestic Animals (10 000heads)                          | 44              |                | 44             |
| 指 标                | Item  | 2000            |                |                |
|                    |   | 合计              | 城市             | 农村             |
|                    |   | Total           | Urban Areas    | Rural Areas    |
| <b>集市贸易市场个数(个)</b> | <b>Number of Free Markets (unit)</b>                          | <b>5552</b>     | <b>1228</b>    | <b>4324</b>    |
| <b>集市贸易成交额(万元)</b> | <b>Transaction Value (10 000 yuan)</b>                        | <b>10432981</b> | <b>6586508</b> | <b>3846473</b> |
| 粮食类                | Grain   | 701722          | 356056         | 345666         |
| 油脂油料类              | Edible Oil  | 323307          | 138960         | 184347         |
| 棉烟麻类               | Cotton, Tobacco and Hemp Fiber                                | 23763           | 4710           | 19053          |
| 肉食禽蛋类              | Meats, Poultry and Eggs                                       | 1453361         | 732940         | 720421         |
| 水产品类               | Aquatic Products  | 318754          | 192883         | 125871         |
| 蔬菜类                | Vegetables  | 1310076         | 797880         | 512196         |
| 干鲜果类               | Dried and Fresh Fruit   | 580493          | 370607         | 209886         |
| 大牲畜类               | Large Domestic Animals  | 98205           | 6599           | 91606          |
| 家禽牲畜类              | Other Domestic Animals and Fowls                              | 128808          | 14332          | 114477         |
| 工业品类               | Industrial Products   | 3616265         | 2752549        | 863716         |
| 其他类                | Others  | 1878228         | 1218993        | 659235         |
| <b>主要商品成交量(吨)</b>  | <b>Transaction Volume of Main Agricultural Products (ton)</b> |                 |                |                |
| 粮食(贸易粮)            | Grain   | 2947162         | 1066535        | 1880627        |
| 食用植物油              | Edible Oil  | 362629          | 152755         | 209874         |
| 猪和猪肉               | Hog and Pork  | 692378          | 284525         | 407853         |
| 牛羊肉                | Beef and Mutton   | 280531          | 146311         | 134219         |
| 家禽                 | Poultry   | 130203          | 61384          | 68819          |
| 鲜蛋                 | Eggs  | 573337          | 362004         | 211333         |
| 水产品                | Aquatic Products  | 308854          | 190078         | 118776         |
| 蔬菜                 | Vegetables  | 7643467         | 4632999        | 3010468        |
| 大牲畜(万头)            | Large Domestic Animals (10 000heads)                          | 50              |                | 50             |



14-17 各市城乡集市贸易市场个数及成交额

## Number and Volume of Business on Urban and Rural Free Market by City

| 市 City     |                | 1999   |                       |  |                       |
|------------|----------------|--|-----------------------|--|-----------------------|
|            |                | 市场个数<br>(个)<br>Number of<br>Free Markets<br>(unit) | #农村<br>Rural<br>Areas | 成交额<br>(万元)<br>Transaction<br>Value<br>(10 000 yuan) | #农村<br>Rural<br>Areas |
|            |                |  |                       |  |                       |
| <b>全 省</b> | <b>Total</b>   | <b>5719</b>  | <b>4487</b>           | <b>10018348</b>                                      | <b>3811102</b>        |
| 郑 州        | 市 Zhengzhou    | 439  | 285                   | 2489743  | 388315                |
| 开 封        | 市 Kaifeng      | 356  | 284                   | 478571   | 224113                |
| 洛 阳        | 市 Luoyang      | 345  | 206                   | 1682150  | 292126                |
| 平 顶 山      | 市 Pingdingshan | 255  | 181                   | 297354   | 105698                |
| 安 阳        | 市 Anyang       | 210  | 137                   | 575788   | 243751                |
| 鹤 壁        | 市 Hebi         | 77   | 42                    | 113406   | 43870                 |
| 新 乡        | 市 Xinxiang     | 325  | 263                   | 309155   | 181522                |
| 焦 作        | 市 Jiaozuo      | 181  | 77                    | 384958   | 149311                |
| 濮 阳        | 市 Puyang       | 195  | 178                   | 115170   | 75524                 |
| 许 昌        | 市 Xuchang      | 207  | 147                   | 423857   | 172794                |
| 漯 河        | 市 Luohe        | 221  | 169                   | 159926   | 68697                 |
| 三 门 峡      | 市 Sanmenxia    | 151  | 102                   | 162098   | 34375                 |
| 南 阳        | 市 Nanyang      | 538  | 476                   | 721132   | 485147                |
| 商 丘        | 市 Shangqiu     | 638  | 593                   | 357284   | 106629                |
| 信 阳        | 市 Xinyang      | 609  | 509                   | 522043   | 360958                |
| 周 口        | 市 Zhoukou      | 439  | 380                   | 609486   | 385897                |
| 驻 马 店      | 市 Zhumadian    | 493  | 430                   | 473990   | 415974                |
| 济 源        | 市 Jiyuan       | 40   | 28                    | 142237   | 76401                 |
| 市 City     |                | 2000   |                       |  |                       |
|            |                | 市场个数<br>(个)<br>Number of<br>Free Markets<br>(unit) | #农村<br>Rural<br>Areas | 成交额<br>(万元)<br>Transaction<br>Value<br>(10 000 yuan) | #农村<br>Rural<br>Areas |
|            |                |  |                       |  |                       |
| <b>全 省</b> | <b>Total</b>   | <b>5552</b>  | <b>4324</b>           | <b>10432981</b>                                      | <b>3846473</b>        |
| 郑 州        | 市 Zhengzhou    | 441  | 287                   | 2407023  | 390582                |
| 开 封        | 市 Kaifeng      | 338  | 266                   | 546875   | 239328                |
| 洛 阳        | 市 Luoyang      | 325  | 168                   | 1697817  | 255407                |
| 平 顶 山      | 市 Pingdingshan | 255  | 181                   | 313515   | 130379                |
| 安 阳        | 市 Anyang       | 212  | 162                   | 601881   | 282537                |
| 鹤 壁        | 市 Hebi         | 77   | 40                    | 115812   | 45111                 |
| 新 乡        | 市 Xinxiang     | 325  | 263                   | 337697   | 202620                |
| 焦 作        | 市 Jiaozuo      | 182  | 77                    | 433311   | 146870                |
| 濮 阳        | 市 Puyang       | 197  | 181                   | 143891   | 102610                |
| 许 昌        | 市 Xuchang      | 202  | 143                   | 491540   | 156919                |
| 漯 河        | 市 Luohe        | 183  | 170                   | 209915   | 84174                 |
| 三 门 峡      | 市 Sanmenxia    | 150  | 76                    | 149734   | 51828                 |
| 南 阳        | 市 Nanyang      | 517  | 425                   | 560424   | 384436                |
| 商 丘        | 市 Shangqiu     | 596  | 489                   | 910850   | 409058                |
| 信 阳        | 市 Xinyang      | 461  | 402                   | 457160   | 420342                |
| 周 口        | 市 Zhoukou      | 638  | 593                   | 385626   | 118872                |
| 驻 马 店      | 市 Zhumadian    | 412  | 373                   | 517123   | 341242                |
| 济 源        | 市 Jiyuan       | 41   | 28                    | 152787   | 84158                 |

## 14-18 亿元以上商品交易市场情况 (2000年)

### Conditions of Commodity Exchange Market above 100 million yuan(2000)

| 类 别         | Item  | 摊位数量<br>(个)<br>Number<br>of Stand<br>of Stand<br>(Unit) | 总成交额<br>(万元)<br>Total<br>Transaction Value<br>(10 000 yuan) | #零售额<br>Retail Sale |
|-------------|---|---|---|---------------------|
| <b>总 计</b>  | <b>Total</b>                                  | <b>84328</b>  | <b>4008437</b>  | <b>1431958</b>      |
| 食品、饮料、烟草类   | Food,Beverages and Tobacco                    | 28201   | 1004142   | 399357              |
| #粮油果菜类      | Grain,Edible Oil,Fruits,Vegetables            | 11890   | 297294  | 205865              |
| 服装鞋帽、针、纺织品类 | Garments,Footwears,Hats,Kintwear and Textiles | 31573   | 1281375   | 439734              |
| 化妆品类        | Cosmetics                                     | 1407  | 145190  | 20102               |
| 日用品类        | Articles for Daily Use                        | 5373  | 168101  | 33779               |
| 五金电料类       | Hardware and Electrical Materials             | 1072  | 58724   | 22525               |
| 体育、娱乐用品类    | Sports and Recreation Articles                | 508   | 21760   | 1942                |
| 书报杂志类       | Newspapers and Magazines                      | 232   | 1125  | 998                 |
| 电子出版物及音像制品类 | E-journal and Video Products                  | 230   | 4397  | 1971                |
| 家用电器和音像器材类  | Household Appliances and Video Appliances     | 1159  | 147428  | 65853               |
| 中西药品类       | Traditional Chinese and Western Medicines     | 504   | 45579   | 4061                |
| #中草药和中成药类   | Chinese Herbal Medicine and Related Product   | 337   | 43040   | 2352                |
| 文化办公用品类     | Cultural and Official Goods                   | 1119  | 43086   | 20921               |
| 家具类         | Furniture                                     | 1092  | 31453   | 16667               |
| 煤炭及制品类      | Coal and Related Product                      | 128   | 216   | 163                 |
| 木材及制品类      | Wood and Wooden Product                       | 1041  | 52424   | 14320               |
| 化工材料及制品类    | Raw Chemical Materials and Related Product    | 734   | 41958   | 7722                |
| 金属材料类       | Metals Materials                              | 719   | 193467  | 13438               |
| 建筑及装潢材料类    | Building and Decoration Materials             | 1073  | 113752  | 50415               |
| 机电产品及设备类    | Mechanical and Electrical Products            | 2444  | 438614  | 196078              |
| #农机类        | Agricultural Machinery                        | 335   | 27961   | 4212                |
| 汽车类         | Automobiles                                   | 1164  | 155048  | 85106               |
| 其他类         | Others  | 5719  | 215646  | 121912              |
| #旧货类        | Junks   | 55  | 97  | 94                  |

注：全省亿元以上商品交易市场个数138个。

a)There are 138 Unit in commodity exchange markets above 100 million yuan in whole province .

## 14-19 百家批发额最大贸易业企业 (2000年)

The 100 Largest Enterprises by Wholesale  
of Commodities in Trades (2000)

单位:万元

(10 000 yuan)

| 位次<br>Seating<br>Arrangement | 单位名称<br>Name of Entity | 法人代表<br>Corporation<br>Representative | 销售总额        |                                     |
|------------------------------|------------------------|---------------------------------------|-------------|-------------------------------------|
|                              |                        |                                       | Total Sales | #批发额<br>Value in<br>Wholesale Trade |
| 1                            | 河南省石油总公司               | 陈天源                                   | 789967      | 789965                              |
| 2                            | 河南省棉麻总公司               | 张文明                                   | 245988      | 245988                              |
| 3                            | 新郑卷烟销售公司               | 魏平建                                   | 220448      | 220448                              |
| 4                            | 郑州卷烟厂供销公司              | 黄勇                                    | 200397      | 200397                              |
| 5                            | 开封机电设备(集团)股份有限公司       | 姚福顺                                   | 206908      | 198883                              |
| 6                            | 河南省烟草公司驻马店分公司          | 张丰年                                   | 161811      | 157950                              |
| 7                            | 河南省烟草公司安阳卷烟调拨站         | 杜建军                                   | 153705      | 153705                              |
| 8                            | 河南省新华书店                | 王英明                                   | 123677      | 123677                              |
| 9                            | 许昌卷烟调拨站                | 王建民                                   | 117717      | 117717                              |
| 10                           | 河南省农业生产资料总公司           | 耿玉生                                   | 104197      | 104197                              |
| 11                           | 南阳卷烟厂购销公司              | 许廷远                                   | 102191      | 102191                              |
| 12                           | 洛阳长仑农业机械有限公司           | 崔起鸿                                   | 98540       | 98540                               |
| 13                           | 河南省烟草公司南阳分公司           | 连仲祥                                   | 93456       | 93456                               |
| 14                           | 河南省烟草公司郑州分公司           | 牛长江                                   | 94269       | 92678                               |
| 15                           | 河南省烟草公司周口分公司           | 赵群                                    | 90286       | 90216                               |
| 16                           | 河南仰韶集团有限公司销售公司         | 将武举                                   | 86476       | 85869                               |
| 17                           | 河南省烟草公司信阳分公司           | 郭荣伟                                   | 80849       | 80849                               |
| 18                           | 河南省石油总公司郑州公司           | 万德泉                                   | 86857       | 79174                               |
| 19                           | 河南省服装进出口公司             | 伍光灿                                   | 76152       | 76152                               |
| 20                           | 商丘市烟草专卖局               | 常新民                                   | 72589       | 72589                               |
| 21                           | 漯河卷烟厂卷烟销售公司            | 付顺卿                                   | 71852       | 71852                               |
| 22                           | 河南省烟草公司洛阳分公司           | 赵继光                                   | 65919       | 65239                               |
| 23                           | 河南石油总公司南阳分公司           | 张文乾                                   | 81128       | 62392                               |
| 24                           | 南阳市农业机械供应公司            | 周成才                                   | 57048       | 57048                               |
| 25                           | 河南省烟草总公司安阳分公司          | 赵志正                                   | 50920       | 50920                               |
| 26                           | 河南省烟草公司开封分公司           | 王忠伟                                   | 51386       | 50800                               |
| 27                           | 河南省烟草公司新乡分公司新乡市        | 乔勇                                    | 49747       | 49747                               |
| 28                           | 平煤集团物资供应公司             | 梁铁山                                   | 53757       | 49370                               |
| 29                           | 河南省石油总公司新乡公司           | 孙立法                                   | 48379       | 47779                               |
| 30                           | 河南省印刷物资总公司             | 郭趁意                                   | 46650       | 46650                               |
| 31                           | 河南省烟草公司许昌分公司           | 王建民                                   | 43320       | 43320                               |
| 32                           | 河南省粮油食品进出口公司           | 陈世怀                                   | 43129       | 43129                               |
| 33                           | 河南省石油总公司平顶山分公司         | 焦键                                    | 53673       | 41505                               |
| 34                           | 郑州百文股份有限公司             | 李福乾                                   | 46281       | 41213                               |
| 35                           | 太康县棉麻集团公司              | 李仰性                                   | 38076       | 38076                               |
| 36                           | 河南仰韶集团有限公司采购供应公        | 赵松林                                   | 37938       | 37938                               |
| 37                           | 扶沟县棉麻公司                | 李义生                                   | 37708       | 37708                               |
| 38                           | 河南省医药公司                | 闫国斌                                   | 38370       | 36622                               |
| 39                           | 中国抽纱河南进出口公司            | 苗永清                                   | 35735       | 35735                               |
| 40                           | 河南省石油总公司安阳分公司          | 高玉广                                   | 34897       | 33794                               |
| 41                           | 周口地区商业副食品公司            | 李士强                                   | 33679       | 33679                               |
| 42                           | 河南省石油总公司驻马店分公司         | 张华                                    | 38388       | 33433                               |
| 43                           | 河南鸿源洛阳首电燃料公司           | 陈国强                                   | 31804       | 31804                               |
| 44                           | 河南省石油总公司许昌分公司          | 韩宏彬                                   | 34756       | 29440                               |
| 45                           | 河南省石油公司周口公司            | 张新远                                   | 31045       | 28093                               |
| 46                           | 河南省漯河石油股份有限公司          | 陈天源                                   | 28048       | 27571                               |
| 47                           | 中国磨料磨具进出口联营公司          | 陈和生                                   | 25283       | 25283                               |
| 48                           | 河南省石油总公司三门峡分公司         | 贺鸿智                                   | 26510       | 25274                               |
| 49                           | 河南省商丘市石油公司             | 陈亚军                                   | 35400       | 24874                               |
| 50                           | 中国烟草河南进出口公司            | 孟喜朝                                   | 24629       | 24629                               |
| 51                           | 河南省烟草公司濮阳分公司           | 窦明祥                                   | 24623       | 24623                               |
| 52                           | 中国石油物资郑州公司             | 朱宏才                                   | 24603       | 24603                               |
| 53                           | 汝州市卷烟厂卷烟调拨站            | 宋兆题                                   | 24330       | 24330                               |
| 54                           | 安阳市金属回收总公司             | 李顺昌                                   | 23875       | 23875                               |

14-19 续表 1 continued

单位:万元

(10 000 yuan)

| 位次<br>Seating<br>Arrangement | 单位名称<br>Name of Entity | 法人代表<br>Corporation<br>Representative | 销售总额        |                                     |
|------------------------------|------------------------|---------------------------------------|-------------|-------------------------------------|
|                              |                        |                                       | Total Sales | #批发额<br>Value in<br>Wholesale Trade |
| 55                           | 开封日化销售有限公司             | 韩计超                                   | 23392       | 23392                               |
| 56                           | 商丘市农业机械总公司             | 李向东                                   | 23251       | 23251                               |
| 57                           | 西华县棉麻公司                | 何星众                                   | 23137       | 23137                               |
| 58                           | 河南省烟草公司三门峡分公司          | 秦留拽                                   | 22507       | 22507                               |
| 59                           | 河南省畜产品进出口公司            | 张松安                                   | 22192       | 22192                               |
| 60                           | 襄城县烟草公司                | 阎伟                                    | 22112       | 22112                               |
| 61                           | 河南新纪元汽车销售有限公司          | 张翔                                    | 21985       | 21985                               |
| 62                           | 邓州市烟草公司                | 李天亮                                   | 21460       | 21460                               |
| 63                           | 安钢集团金远实业有限责任公司         | 赵文忠                                   | 21091       | 21091                               |
| 64                           | 河南省石油公司鹤壁分公司           | 刘连胜                                   | 21427       | 21060                               |
| 65                           | 信阳市石油公司                | 陈奇                                    | 30751       | 20957                               |
| 66                           | 邓州市棉麻公司                | 杨成立                                   | 20822       | 20822                               |
| 67                           | 辉县市粮食局                 | 陈华松                                   | 21241       | 20046                               |
| 68                           | 濮阳市石油公司                | 席经芳                                   | 24959       | 19839                               |
| 69                           | 中油淮海销售有限公司             | 郭文祥                                   | 24875       | 19553                               |
| 70                           | 河南省烟草公司卢氏县支公司          | 王留军                                   | 19284       | 19279                               |
| 71                           | 安阳市鸿源电力燃料公司            | 杨学敬                                   | 18899       | 18899                               |
| 72                           | 河南省通用机械进出口有限公司         | 逯西林                                   | 18826       | 18826                               |
| 73                           | 河南阳光冠供销公司              | 张晓阳                                   | 18055       | 18055                               |
| 74                           | 南阳市棉麻公司                | 刘安豪                                   | 17697       | 17697                               |
| 75                           | 河南石油总公司沁阳七〇〇四分公司       | 马开新                                   | 20632       | 17388                               |
| 76                           | 河南省烟草公司澠池县公司           | 韩建新                                   | 17057       | 17057                               |
| 77                           | 郑州市果品食杂总公司             | 付留德                                   | 20691       | 16993                               |
| 78                           | 河南省烟草公司宜阳县公司           | 苗玉文                                   | 16991       | 16991                               |
| 79                           | 河南省机电设备总公司             | 张翔                                    | 61320       | 16986                               |
| 80                           | 商丘市睢阳区棉花集团总公司          | 闫德富                                   | 16774       | 16774                               |
| 81                           | 宝丰酒厂销售公司               | 诸双全                                   | 20086       | 16745                               |
| 82                           | 兰考县棉麻公司                | 闫进功                                   | 16492       | 16480                               |
| 83                           | 柘城县棉麻公司                | 王明君                                   | 16474       | 16474                               |
| 84                           | 河南省烟草公司许昌县公司           | 岳红宾                                   | 16246       | 16246                               |
| 85                           | 河南省电信器材公司              | 朱金泉                                   | 16236       | 16236                               |
| 86                           | 河南省烟草公司禹州烟草专卖局         | 沈金昌                                   | 16190       | 16190                               |
| 87                           | 河南省油脂公司                | 穆德林                                   | 16551       | 16017                               |
| 88                           | 河南省烟草公司登封市分公司          | 何相德                                   | 15833       | 15833                               |
| 89                           | 河南省化工总公司               | 马金平                                   | 15806       | 15806                               |
| 90                           | 原阳县大米供销总公司             | 张彦领                                   | 19798       | 15798                               |
| 91                           | 河南省纺织工业总公司             | 袁晓光                                   | 15541       | 15541                               |
| 92                           | 清丰县粮油经销中心              | 杨怀省                                   | 15372       | 15372                               |
| 93                           | 项城市农业生产资料公司            | 王世芳                                   | 15300       | 15300                               |
| 94                           | 洛阳石化总厂宏达产业总公司          | 李晓梅                                   | 15229       | 15229                               |
| 95                           | 河南省副食品公司               | 王庆云                                   | 14950       | 14950                               |
| 96                           | 中国烟草总公司河南省公司卷烟销售公司     | 李俊成                                   | 14834       | 14834                               |
| 97                           | 杞县棉麻公司                 | 李卫国                                   | 14745       | 14745                               |
| 98                           | 周口地区糖酒副食品总公司           | 李明义                                   | 14561       | 14561                               |
| 99                           | 鹿邑县烟草公司                | 张殿义                                   | 14483       | 14483                               |
| 100                          | 河南鸿源平顶山姚孟电力燃料公司        | 张新华                                   | 14463       | 14463                               |

## 14-20 百家零售额最大贸易业企业 (2000年)

The 100 Largest Enterprises by Retail Sales of  
Commodities in Trades (2000)

单位:万元

(10 000 yuan)

| 位次<br>Seating<br>Arrangement | 单位名称<br>Name of Entity | 法人代表<br>Corporation<br>Representative | 销售总额        |                                  |
|------------------------------|------------------------|---------------------------------------|-------------|----------------------------------|
|                              |                        |                                       | Total Sales | #零售额<br>Value in<br>Retail Trade |
| 1                            | 郑州丹尼斯百货有限公司            | 王任生                                   | 54083       | 54083                            |
| 2                            | 河南金博大购物中心有限公司          | 黄建风                                   | 45531       | 45531                            |
| 3                            | 河南省机电设备总公司             | 张翔                                    | 61320       | 44334                            |
| 4                            | 洛阳市百货大楼                | 董公元                                   | 21073       | 21030                            |
| 5                            | 安阳市工业品贸易中心             | 付新生                                   | 20016       | 19724                            |
| 6                            | 河南思达商业有限公司             | 汪远思                                   | 19669       | 19669                            |
| 7                            | 长安汽车销售有限公司河南分公司        | 丁帮国                                   | 19079       | 19079                            |
| 8                            | 河南石油总公司南阳分公司           | 张文乾                                   | 81128       | 18736                            |
| 9                            | 郑州市紫荆山百货大楼             | 张根湘                                   | 15604       | 15604                            |
| 10                           | 郑州百货大楼股份有限公司           | 林扬铭                                   | 16065       | 15121                            |
| 11                           | 郑州商业大厦股份有限公司           | 张清海                                   | 14617       | 14617                            |
| 12                           | 豫港(河南)开发有限公司           | 张国政                                   | 14599       | 14599                            |
| 13                           | 洛阳工贸股份有限公司             | 李文山                                   | 12588       | 12551                            |
| 14                           | 河南省石油总公司平顶山分公司         | 焦键                                    | 53673       | 12168                            |
| 15                           | 河南省平顶山市商业大楼            | 夏素                                    | 11858       | 11529                            |
| 16                           | 洛阳百货总公司                | 卫广立                                   | 21003       | 11204                            |
| 17                           | 三门峡市百货大楼股份有限公司         | 柴光旭                                   | 11564       | 11061                            |
| 18                           | 南阳市机电设备总公司             | 杨永立                                   | 10954       | 10954                            |
| 19                           | 河南省商丘市石油公司             | 陈亚军                                   | 35400       | 10526                            |
| 20                           | 郑州市医药总公司               | 王学斌                                   | 14428       | 10424                            |
| 21                           | 焦作市百货大楼股份有限公司          | 姬广泰                                   | 10050       | 10050                            |
| 22                           | 河南省焦作市糖业烟酒总公司          | 李善忠                                   | 20449       | 10010                            |
| 23                           | 新郑市裕达石油储运有限公司          | 朱美容                                   | 18091       | 9999                             |
| 24                           | 信阳市石油公司                | 陈奇                                    | 30751       | 9794                             |
| 25                           | 郑州华联商厦                 | 张淑云                                   | 11057       | 9793                             |
| 26                           | 濮阳高新技术产业开发区华油物资        | 王琦                                    | 9587        | 9587                             |
| 27                           | 河南万宝股份有限公司             | 杨琦                                    | 12309       | 8997                             |
| 28                           | 郑州正道花园商厦股份有限公司         | 武治功                                   | 8858        | 8858                             |
| 29                           | 商丘市梁园区百货贸易总公司          | 关莉                                    | 8404        | 8404                             |
| 30                           | 焦作市新亚商厦                | 闪桂林                                   | 8345        | 8345                             |
| 31                           | 开封市鼓楼区招商公司             | 姚岱                                    | 8523        | 8330                             |
| 32                           | 驻马店市乐山商场实业有限公司         | 徐泽波                                   | 8248        | 8248                             |
| 33                           | 许昌市胖东来公司               | 于东来                                   | 8160        | 8160                             |
| 34                           | 洛阳物产集团股份有限公司           | 卜道广                                   | 18103       | 8056                             |
| 35                           | 开封机电设备(集团)股份有限公司       | 姚福顺                                   | 206908      | 8026                             |
| 36                           | 平顶山市医药商贸中心             | 王国春                                   | 9327        | 8015                             |
| 37                           | 河南省石油总公司郑州公司           | 万德泉                                   | 86857       | 7684                             |
| 38                           | 新乡市农机总公司               | 陈运科                                   | 8703        | 7572                             |
| 39                           | 新乡市石油销售总公司             | 周建                                    | 7567        | 7567                             |
| 40                           | 济源市农机石油供销公司            | 赵新站                                   | 7433        | 7433                             |
| 41                           | 洛阳市广州市场百货大楼            | 潘惠民                                   | 7030        | 7001                             |
| 42                           | 河南省商城大厦集团有限责任公司        | 赵国昌                                   | 13466       | 6855                             |
| 43                           | 河南省焦作市食品公司             | 王克礼                                   | 8905        | 6603                             |
| 44                           | 洛阳摩托车经销公司              | 孟庆伟                                   | 9473        | 6317                             |
| 45                           | 河南省新华书店郑州市店            | 张沪生                                   | 9462        | 6258                             |
| 46                           | 平顶山市食品城                | 任长旺                                   | 6247        | 6247                             |
| 47                           | 商丘市梁园区医药公司             | 李振高                                   | 9997        | 6003                             |
| 48                           | 南阳市五金交电化工采购供应站         | 孙学勤                                   | 19081       | 6001                             |
| 49                           | 洛阳药材采购供应站              | 史洛银                                   | 7327        | 5966                             |
| 50                           | 商丘梁园区工业品贸易中心           | 朱刚毅                                   | 5900        | 5900                             |
| 51                           | 河南省新密市石油公司             | 王文才                                   | 11247       | 5842                             |
| 52                           | 郑州市土产杂品总公司             | 凌启鸣                                   | 6321        | 5813                             |
| 53                           | 商丘市梁园区百货大楼股份有限公司       | 沈艳芳                                   | 5808        | 5808                             |
| 54                           | 新乡市百货大楼                | 王树安                                   | 6938        | 5777                             |

14-20 续表1 continued

单位:万元

(10 000 yuan)

| 位次<br>Seating<br>Arrangement | 单位名称<br>Name of Entity | 法人代表<br>Corporation<br>Representative | 销售总额        |                                  |
|------------------------------|------------------------|---------------------------------------|-------------|----------------------------------|
|                              |                        |                                       | Total Sales | #零售额<br>Value in<br>Retail Trade |
| 55                           | 郑州源流汽车销售有限公司           | 冯志敏                                   | 6160        | 5766                             |
| 56                           | 洛阳高新技术开发区进出口公司         | 郭峰                                    | 5671        | 5671                             |
| 57                           | 洛阳市五金交电总公司             | 邢平安                                   | 5765        | 5659                             |
| 58                           | 平顶山市新特药公司              | 吴凤琴                                   | 6944        | 5639                             |
| 59                           | 新乡市第二机电设备总公司           | 张好政                                   | 6141        | 5436                             |
| 60                           | 安阳市糖业烟酒有限责任公司          | 乔炳林                                   | 7685        | 5416                             |
| 61                           | 中油淮海销售有限公司             | 郭文祥                                   | 24875       | 5322                             |
| 62                           | 河南省石油总公司许昌分公司          | 韩宏彬                                   | 34756       | 5316                             |
| 63                           | 洛阳市上海市场百货大楼            | 万昌鑫                                   | 5289        | 5289                             |
| 64                           | 河南省舞阳县孟寨供销社            | 张宝停                                   | 5273        | 5273                             |
| 65                           | 濮阳市石油公司                | 席经芳                                   | 24959       | 5120                             |
| 66                           | 许昌市亚细亚商场有限责任公司         | 袁桂宝                                   | 5102        | 5095                             |
| 67                           | 郑州百文股份有限公司             | 李福乾                                   | 46281       | 5068                             |
| 68                           | 新乡市红旗商场                | 赵秉毅                                   | 5024        | 5024                             |
| 69                           | 河南万兴实业有限公司             | 熊凤广                                   | 14932       | 4977                             |
| 70                           | 河南省石油总公司驻马店分公司         | 张华                                    | 38388       | 4956                             |
| 71                           | 商丘市梁园区综合贸易公司           | 陈振卿                                   | 5840        | 4951                             |
| 72                           | 巩义市孝义供销合作社             | 景建国                                   | 5744        | 4911                             |
| 73                           | 邓州市食品公司                | 马其进                                   | 5512        | 4896                             |
| 74                           | 河南省孟州市百货公司             | 张照文                                   | 4848        | 4848                             |
| 75                           | 平顶山市副食品公司              | 周得军                                   | 6030        | 4833                             |
| 76                           | 安阳药材采购供应站              | 秦山林                                   | 6584        | 4797                             |
| 77                           | 河南省平顶山市煤炭公司            | 王正谦                                   | 6771        | 4792                             |
| 78                           | 开封华美家具中心               | 陆华春                                   | 4660        | 4660                             |
| 79                           | 信阳亚细亚商场有限责任公司          | 孔令喜                                   | 7745        | 4614                             |
| 80                           | 郑州友谊商业(集团)总公司          | 刘继臣                                   | 5511        | 4561                             |
| 81                           | 河南省洛阳医药采购供应站           | 朱耀明                                   | 11386       | 4530                             |
| 82                           | 南阳市液化石油气公司             | 崔宗明                                   | 4502        | 4502                             |
| 83                           | 开封市航天家电有限公司            | 吕光中                                   | 4802        | 4480                             |
| 84                           | 开封百货公司南关百货大楼佛达商场       | 池新顺                                   | 4450        | 4450                             |
| 85                           | 平煤集团物资供应公司             | 梁铁山                                   | 53757       | 4386                             |
| 86                           | 开封医药采购供应站              | 杨杰                                    | 8884        | 4369                             |
| 87                           | 河南省平顶山市纺织品公司           | 李腾柱                                   | 4313        | 4286                             |
| 88                           | 永城市食品公司                | 王天方                                   | 4277        | 4277                             |
| 89                           | 河南省焦作市百货公司(百货采购)       | 李学文                                   | 4536        | 4168                             |
| 90                           | 河南省安阳市医药采购供应站          | 彭砚青                                   | 11919       | 4119                             |
| 91                           | 开封百货公司                 | 孙志明                                   | 11513       | 4105                             |
| 92                           | 登封市商业批发公司              | 张海敏                                   | 4520        | 4078                             |
| 93                           | 南阳市华苑金属材料集团有限公司        | 李聚兴                                   | 8424        | 4046                             |
| 94                           | 天津深石化有限公司开封经销处         | 吴敏                                    | 5326        | 4006                             |
| 95                           | 周口市人民商场责任有限公司          | 张国安                                   | 4006        | 4006                             |
| 96                           | 河南省江海郑州电视城有限公司         | 高永伦                                   | 5321        | 4002                             |
| 97                           | 原阳县大米供销总公司             | 张彦领                                   | 19798       | 4000                             |
| 98                           | 永城市生产公司                | 崔秀连                                   | 4828        | 4000                             |
| 99                           | 平顶山市药品药材供应站            | 马绍南                                   | 4889        | 3933                             |
| 100                          | 偃师市商贸大厦                | 段聚福                                   | 6782        | 3903                             |

## 14-21 百家成交额最大商品交易市场 (2000年)

## The 100 Largest Trade Market by Transaction Value(2000)

单位:万元

(10 000) Yuan

| 位次<br>Seating<br>Arrangement | 单位名称<br>Name of Entity | 法人代表<br>Corporation<br>Representative | 成交总额                       |                                  |
|------------------------------|------------------------|---------------------------------------|----------------------------|----------------------------------|
|                              |                        |                                       | Total<br>Transaction Value | #零售额<br>Value in<br>Retail Trade |
| 1                            | 洛阳市关林商贸城               | 郭青年                                   | 601600                     | 12600                            |
| 2                            | 郑州市华中食品城               | 王新安                                   | 365780                     | 7355                             |
| 3                            | 郑州纺织大世界                | 王学亮                                   | 158771                     | 12525                            |
| 4                            | 郑州市陈砦蔬菜批发市场            | 周惠康                                   | 97646                      | 93800                            |
| 5                            | 焦作市贸易大厦市场              | 赵小舜                                   | 93796                      | 93796                            |
| 6                            | 郑州中原汽车交易市场             | 陈金良                                   | 82000                      | 60000                            |
| 7                            | 郑州银基商贸城                | 常学福                                   | 78742                      | 31410                            |
| 8                            | 郑州国产汽车配件市场             | 刘香荣                                   | 65560                      | 2450                             |
| 9                            | 商丘市梁园市场                | 刘四海                                   | 60500                      | 2600                             |
| 10                           | 商丘农产品中心批发市场            | 乔彬                                    | 60000                      | 14760                            |
| 11                           | 郑州建材大世界(东)             | 杜金满                                   | 59100                      | 24190                            |
| 12                           | 洛阳钢材批发交易市场             | 刘晓涓                                   | 57700                      | 2366                             |
| 13                           | 郑州物资大世界                | 张子俊                                   | 55800                      | 8500                             |
| 14                           | 开封市大相国市场               | 蔡春礼                                   | 55480                      | 18834                            |
| 15                           | 濮阳市劳动市场                | 吴斯平                                   | 54572                      | 28355                            |
| 16                           | 郑州市肉类水产品批发市场           | 任建国                                   | 53700                      | 44700                            |
| 17                           | 商丘市睢阳区港澳大世界            | 赵安民                                   | 50451                      | 15142                            |
| 18                           | 安阳市旧机动车辆交易市场           | 张保良                                   | 48091                      | 40123                            |
| 19                           | 西峡县双龙香菇市场              | 徐同伟                                   | 43893                      | 3463                             |
| 20                           | 南阳新华商城                 | 王霞                                    | 42672                      | 39207                            |
| 21                           | 河南万客来食品城               | 侯世安                                   | 42294                      | 31365                            |
| 22                           | 禹州市药材专业市场              | 潘留央                                   | 42250                      | 1900                             |
| 23                           | 周口市荷花市场                | 史文景                                   | 41401                      | 11750                            |
| 24                           | 许昌纺织品中心批发市场            | 王德贤                                   | 38000                      | 15500                            |
| 25                           | 商丘予东建材大世界              | 高杰                                    | 37000                      | 13000                            |
| 26                           | 河南科技市场                 | 李光辉                                   | 32072                      | 18568                            |
| 27                           | 郑州市二七区敦睦路服装中心          | 季红军                                   | 30700                      | 22280                            |
| 28                           | 驻马店市宏大副食批发市场           | 游太安                                   | 30341                      | 20155                            |
| 29                           | 郑州润滑油批发交易市场            | 康长生                                   | 29994                      | 1205                             |
| 30                           | 南阳市金属建材交易市场            | 王奇                                    | 28140                      | 351                              |
| 31                           | 郑州市摩托城                 | 王占营                                   | 27870                      | 572                              |
| 32                           | 济源市商业城                 | 贾国营                                   | 27000                      | 21735                            |
| 33                           | 西平县棠溪商城                | 陈俊德                                   | 26100                      | 21300                            |
| 34                           | 许昌钢材大世界                | 孙宏伟                                   | 25335                      | 326                              |
| 35                           | 洛阳市涧西区上海市场             | 麻洛生                                   | 24800                      | 24800                            |
| 36                           | 洛阳市芳达实业公司芳达市场          | 苏延宗                                   | 24461                      | 2500                             |
| 37                           | 驻马店市风光市场               | 张猛                                    | 24100                      | 24000                            |
| 38                           | 新乡市电子大市场               | 张中旺                                   | 24000                      | 10800                            |
| 39                           | 永城市豫东木料交易市场            | 刘磊                                    | 23350                      | 1500                             |
| 40                           | 永城市糖酒批发市场              | 王红军                                   | 22988                      | 4380                             |
| 41                           | 郑州黄河食品城                | 孟凡群                                   | 22674                      | 22674                            |
| 42                           | 驻马店市驿春市场               | 李平均                                   | 22152                      | 1463                             |
| 43                           | 新蔡县古吕集贸市场              | 李卫民                                   | 20532                      | 14088                            |
| 44                           | 郑州润滑油批发交易市场            | 康长生                                   | 20100                      | 636                              |
| 45                           | 河南旧机动车交易市场             | 吴大胜                                   | 19274                      | 19274                            |
| 46                           | 新乡市新华市场                | 梁国胜                                   | 19200                      | 19200                            |
| 47                           | 永城市农机大市场               | 徐亭                                    | 18979                      | 800                              |
| 48                           | 漯河市中华路市场               | 王付刚                                   | 18814                      | 9368                             |
| 49                           | 新乡市予北建筑大市场             | 田万鹏                                   | 18480                      | 11740                            |
| 50                           | 郑州市纬三路水产品副食品市场         | 薛朝恒                                   | 18130                      | 16250                            |
| 51                           | 焦作市山阳商业城               | 张保和                                   | 18044                      | 699                              |
| 52                           | 洛阳市七一路农贸市场             | 董凤歧                                   | 17900                      | 16500                            |
| 53                           | 新野县蔬菜批发交易市场            | 邵建成                                   | 17700                      | 7500                             |
| 54                           | 襄城县群发蔬菜批发市场            | 孟群发                                   | 17049                      | 2390                             |

14-21 续表 1 Continued

单位:万元

(10 000 yuan)

| 位次<br>Seating<br>Arrangement | 单位名称<br>Name of Entity | 法人代表<br>Corporation<br>Representative | 成交总额                       |                                 |
|------------------------------|------------------------|---------------------------------------|----------------------------|---------------------------------|
|                              |                        |                                       | Total<br>Transaction Value | 零售额<br>Value in<br>Retail Trade |
| 55                           | 焦作市定和果蔬批发市场            | 王东富                                   | 16987                      | 1827                            |
| 56                           | 郑州中博商贸城                | 杨全海                                   | 16970                      | 4740                            |
| 57                           | 洛阳市西工区蔬菜副食品交易市场        | 邵联君                                   | 16525                      | 3880                            |
| 58                           | 洛阳市广州市场产品集贸市场          | 马元晓                                   | 16511                      | 16511                           |
| 59                           | 洛阳市汽车自选市场              | 徐江安                                   | 15800                      | 15800                           |
| 60                           | 郑州建材城                  | 杨红星                                   | 15567                      | 4981                            |
| 61                           | 郑州汽配城                  | 赵长有                                   | 15500                      | 2543                            |
| 62                           | 西平县商贸中心                | 于合臣                                   | 15000                      | 15000                           |
| 63                           | 郑州管城区沙发材料市场            | 徐长军                                   | 14750                      | 3870                            |
| 64                           | 信阳市西关综合市场              | 候刚                                    | 14153                      | 10158                           |
| 65                           | 郑州市小商品批发市场             | 张海平                                   | 14149                      | 5352                            |
| 66                           | 开封市尉东工业品综合市场           | 刘宝林                                   | 13938                      | 9261                            |
| 67                           | 夏邑县农机大市场               | 许华                                    | 13780                      | 1722                            |
| 68                           | 林州市市场发展服务中心            | 常合生                                   | 13500                      | 13500                           |
| 69                           | 漯河市建材大世界               | 陈铁岭                                   | 13100                      | 11300                           |
| 70                           | 郑州市摩托车配件批发市场           | 王志业                                   | 13000                      | 150                             |
| 71                           | 郑州管城区家具市场              | 徐长军                                   | 12990                      | 2470                            |
| 72                           | 遂平县查岈山商贸城              | 李念停                                   | 12944                      | 10931                           |
| 73                           | 巩义市新兴综合市场              | 曹振普                                   | 12919                      | 12919                           |
| 74                           | 潢川县北关副食品批发市场           | 杨维昌                                   | 12650                      | 2564                            |
| 75                           | 郑州市食品城                 | 刘钦玉                                   | 12500                      | 1828                            |
| 76                           | 开封市鼓楼广场夜市              | 李玉山                                   | 12320                      | 12320                           |
| 77                           | 许昌汽车钢材贸易城              | 杨保证                                   | 11744                      | 4560                            |
| 78                           | 信阳市东关综合市场              | 金坤                                    | 11707                      | 8491                            |
| 79                           | 郑州市上街区集贸市场             | 周胜国                                   | 11000                      | 11000                           |
| 80                           | 洛阳市涧西区长安路市场            | 金洛泽                                   | 10930                      | 10930                           |
| 81                           | 新乡市火车站市场               | 李玉山                                   | 10800                      | 10800                           |
| 82                           | 西华县女媧商贸城               | 胡永占                                   | 10625                      | 10625                           |
| 83                           | 洛阳市吉利区里村集贸市场           | 张彦生                                   | 10562                      | 9099                            |
| 84                           | 郑州市黄河路食品批发市场           | 刘西更                                   | 10560                      | 2805                            |
| 85                           | 商丘市梁园区服装批发市场           | 王黎                                    | 10200                      | 3000                            |
| 86                           | 郑州市家电市场                | 杨建军                                   | 10045                      | 3130                            |
| 87                           | 镇平县珠宝玉雕大世界             | 侯全德                                   | 9950                       | 7657                            |
| 88                           | 漯河市东方大市场               | 张明栓                                   | 9785                       | 1755                            |
| 89                           | 淅川县香花辣椒专业市场            | 王光                                    | 9620                       | 3800                            |
| 90                           | 睢县袁山工业品市场              | 轩国生                                   | 9600                       | 5562                            |
| 91                           | 永城市农副产品批发市场            | 刘哦磊                                   | 9600                       | 7200                            |
| 92                           | 夏邑县人民路农贸市场             | 李自强                                   | 9540                       | 7700                            |
| 93                           | 新郑市郑韩商场                | 张建军                                   | 9443                       | 9443                            |
| 94                           | 郑州小商品批发城               | 李保全                                   | 9321                       | 5364                            |
| 95                           | 郑州市沙口干鲜果菜批发市场          | 翟红光                                   | 9000                       | 4209                            |
| 96                           | 夏邑县工业品市场               | 马建华                                   | 8962                       | 8962                            |
| 97                           | 襄城县首山市场                | 李均淼                                   | 8957                       | 8858                            |
| 98                           | 洛阳市关林建材装饰材料综合市场        | 董军裕                                   | 8837                       | 224                             |
| 99                           | 开封市五金电料批发市场            | 贾清波                                   | 8500                       | 2280                            |
| 100                          | 浉池县中心市场                | 曲宏贤                                   | 8289                       | 6650                            |



## 主要统计指标解释

**社会消费品零售总额** 指国民经济各行业直接售给城乡居民和社会集团的消费品总额。它是反映各行业通过多种商品流通渠道向居民和社会集团供应的生活消费品总量，是研究国内零售市场变动情况、反映经济景气程度的重要指标。

社会消费品零售总额包括：(1)售给城乡居民作为生活用的商品和修建房屋用的建筑材料；(2)售给社会集团的各种办公用品和公用消费品；(3)售给机关、团体、学校、部队、企业、事业单位的职工食堂和旅店(招待所)附设专门供本店旅客食用，不对外营业的食堂的各种食品、燃料；企业、单位和国营农场直接售给本单位职工和职工食堂的自己生产的产品；(4)售给部队干部、战士生活用的粮食、副食品、衣着品、日用品、燃料；□售给来华的外国人、华侨、港澳台同胞的消费品；(6)居民自费购买的中、西药品、中药材及医疗用品；(7)报社、出版社直接售给居民和社会集团的报纸、图书、杂志，集邮公司出售的新、旧纪念邮票、特种邮票、首日封、集邮册、集邮工具等；(8)旧货寄售商店自购、自销部分的商品；(9)煤气公司、液化石油气站售给居民和社会集团的煤气灶具和罐装液化石油气；(10)农民售给非农业居民和社会集团的商品。不包括售给国民经济各部门企业、事业单位(包括国有经济的农场)生产经营用的各种原材料、燃料、设备、工具等和售给批发零售贸易业、餐饮业作为转卖用的商品，旧货寄售商店受托寄售卖出的商品，服务业的营业收入，邮局出售邮票的收入，自来水、电力、煤气生产(供应)单位的产品供应收入，也不包括农民之间的商品销售。

**批发零售贸易业商品购、销、存总额** 指各种登记注册类型的批发、零售贸易业(不包括个体)企业(单位)以本企业(单位)为总体的商品购进、销售、库存总额。

**商品购进总额** 指从本企业(单位)以外的单位和个人购进(包括从境外直接进口)作为转卖或加工后转卖的商品总额。它反映批发零售贸易业从国内、国外市场上购进商品的总量。商品购进总额包括：(1)从工农业生产者购进的商品；(2)从出版社、报社的出版发行部门购进的图书、杂志和报纸；(3)从各种登记注册类型的批发零售贸易企业(单位)购进的商品；(4)从其他单位购进的商品，如从机关、团体、企业等单位购进的剩余物资，从餐饮业、服务业购进的商品，从海关、市场管理部门购进的缉私和没收的商品，从居民手中收购的废旧商品等；(5)从国(境)外直接进口的商品。不包括企业(单位)为自身经营用和未通过买卖行为而收入的商品以及销售退回、商品升溢等。

**商品销售总额** 指对本企业(单位)以外的单位和个人出售(包括对境外直接出口)的商品总额。它反映批发零售贸易业在国内市场上销售商品以及出口商品的总量。商品销售总额包括：(1)售给城乡居民和社会集团消费用的商品；(2)售给工业、农业、建筑业、运输邮电业、批发零售贸易业、餐饮业、服务业等作为生产、经营使用的商品；(3)售给批发零售贸易业作为转卖或加工后转卖的商品；(4)对国(境)外直接出口的商品。不包括出售本企业(单位)自用的废旧包装用品；未通过买卖行为付出的商品；经本单位介绍，由买卖双方直接结算，本单位只收取手续费的业务；购货退出的商品以及商品损耗和损失等。

**批发零售贸易业库存** 指报告期末各种登记注册类型的批发零售贸易企业(单位)已取得所有权的商品。它反映批发零售贸易企业(单位)的商品库存情况和对市场商品供应的保证程度。期末库存包括：(1)存放在批发零售贸易业经营单位(如门市部、批发站、经营处)仓库、货场、货柜和货架中的商品；(2)挑选、整理、包装中的商品；(3)已记入购进而尚未运到本单位的商品，即发货单或银行承兑凭证已到而货未到的部分；□寄放他处的商品，如因购货方拒绝承付而暂时存放在购货方的商品和已办完加工成品收回手续而未提回的商品；(5)委托其他单位代销(未作销售或调出)尚未售出的商品；□代其他单位购进尚未交付的商品。不包括所有权不属于本位的商品、拨付除批发零售贸易业以外的其他行业所属独立核算加工厂等加工生产尚未收回成品的商品、代国家物资储备部门保管的商品等。

库存总额采用的计算价格是：农副产品采购单位按购进价计算；批发单位按进货价计算；零售单位按核算价格计算，即按什么价格核算就按什么价格计算。

**消费品市场成交额** 指从事消费品交易的商品市场的全部商品成交金额。消费品市场包括农副产品市场和工业消费品市场。

## Explanatory Notes on Main Statistical Indicators

**Total Retail Sales of Consumer Goods** refer to the sum of retail sales of consumer goods sold by all sectors of the national economy to urban and rural residents and social groups. This indicator is used to show the supply of consumers goods through various channels to households and institutions, and is very important for the study on changes at the domestic retail market, and on economic cycles.

The retail sales of consumer goods include: (1) commodities sold to urban and rural residents for their daily use and building materials sold to them for the construction or repair of houses; (2) office appliances and supplies sold to institutions; (3) food and fuels sold to canteens of institutions, enterprises, schools, military units and to canteens of hotels and hostels that only serve their guests, and commodities produced by enterprises, institutions or state farms and sold directly to their employees or their canteens; (4) grain and non-staple food, clothing, daily articles and fuels sold to military personnel; (5) consumer goods sold to foreigners, overseas Chinese, and Chinese compatriots from Taiwan, Hong Kong and Macao during their stay in the mainland of China; (6) Chinese and western medicines, herbs and medical facilities purchased by residents; (7) newspapers, books and magazines directly sold to residents and social groups by publishers, new and old commemorative stamps, special stamps, first-day covers, stamp albums and other stamp-collection articles sold by stamp companies; (8) consumer goods purchased and then sold by second-hand shops; (9) stoves and other heating facilities and liquefied gas sold by gas companies to households and institutions; and (10) commodities sold by farmers to non-agricultural residents and social groups. Excluded under this heading are: raw materials, fuels, equipment, tools sold to enterprises, institutions and state farms for production purpose; commodities sold to trade establishments for re-selling; commissioned sales at second-hand shops; operational income of urban public utilities; stamps sold at post offices; income of water, power, gas production and supply establishments from the supply of their products; and sales of commodities among farmers.

**Purchase, Sales and Stock of Commodities by Wholesale and Retail Trade** refer to the purchase, sales and stock of commodities by wholesale and retail establishments of different status of registration (excluding individual sellers).

**Total Purchases of Commodities** refer to the total value of purchases of commodities by the establishments from other establishments or individuals (including direct import from abroad) for the purpose of re-selling, either with or without further processing of the commodities purchased. This indicator is used to show the total value of purchases of commodities by wholesale and retail establishments from domestic and overseas markets. The total purchases include: (1) agricultural and industrial products purchased from producers; (2) books, magazines and newspapers purchased from distribution departments of the publishers; (3) commodities purchased from wholesale and retail establishments of different status of registration; (4) commodities purchased from other units, such as surplus materials purchased from government agencies, enterprises or institutions, commodities purchased from catering and service establishments, confiscated goods purchased from customs authorities or market management agencies, second-hand goods and wastes purchased from residents; and (5) commodities directly imported from abroad. Excluded are commodities purchased by establishments (units) for use in their own business operation, commodities obtained without buying or selling procedures, rejected commodities, etc.


**Total Sales of Commodities** refer to value of commodities sold by the establishments to other establishments and individuals (including direct export). This indicator is used to show the total value of sales of commodities at domestic markets and export. The total sales include: (1) commodities sold to urban and rural residents and social groups for their consumption; (2) commodities sold to establishments in industry, agriculture, construction, transportation, post and telecommunications, wholesale and retail trades, catering trade and public utility for their production and operation; (3) commodities sold to wholesale and retail establishments for re selling, with or without further processing; and (4) commodities for direct export to other countries. Excluded are selling of waste packaging materials used by the establishments (units) themselves, commodities transferred without buying or selling procedures, commission income from brokerage in transactions whose settlement is directly handled by buyers and sellers, rejected commodities in the purchase, loss in commodities, etc.

**Commodity Stock of Wholesale and Retail Enterprises** refers to total commodities possessed by wholesale and retail enterprises (units) of various types of registration status at the end of the reference period, which reflects the commodity stock level of


various wholesale and retail enterprises and the potential for market supply. It includes: (1) commodities located in storage, garages, counters, and shelves of operating units (such as sale stores, wholesale centers, and operating offices) of wholesale and retail enterprises; (2) commodities in the process of selecting, sorting, and packing; (3) commodities not arrived but recorded as purchase in the account, i.e., commodities not arrived but payment receipts for the commodities from the sellers or the banks arrived; (4) commodities deposited in other places rather than places mentioned above, for instance: commodities in the hold of purchasers temporarily due to the refusal of payment and commodities not taken back after going through the formalities; (5) commodities entrusted to other units to sell but not sold yet; (6) commodities purchased for other units but not delivered yet. Commodities not included as stock are those not owned by the enterprises (units), those allocated to financially independent factories rather than wholesale and retail enterprises for processing but not taken back yet, and finally those put in stock by wholesale and retail enterprises on behalf of the state material reserves units.

For the calculation of the value of commodities stock, the value is calculated at purchasing prices in agricultural goods purchasing units and wholesale units, and at the accounting prices in retail units.

**Volume of Transaction at Free Markets for Consumer Goods** refers to the value of transaction of all goods at the free trade markets for consumer goods, where markets include both free markets for farm and sideline products and for manufactured consumer goods.




外商直接投资构成 (%)  
Composition of Invested Directly (%)



# 对外经济贸易和国际旅游

Foreign Trade and Economic Cooperation, Tourism



实际利用额(万美元)  
Total Amount of Foreign Capital Actually Used (US\$ 10 000)

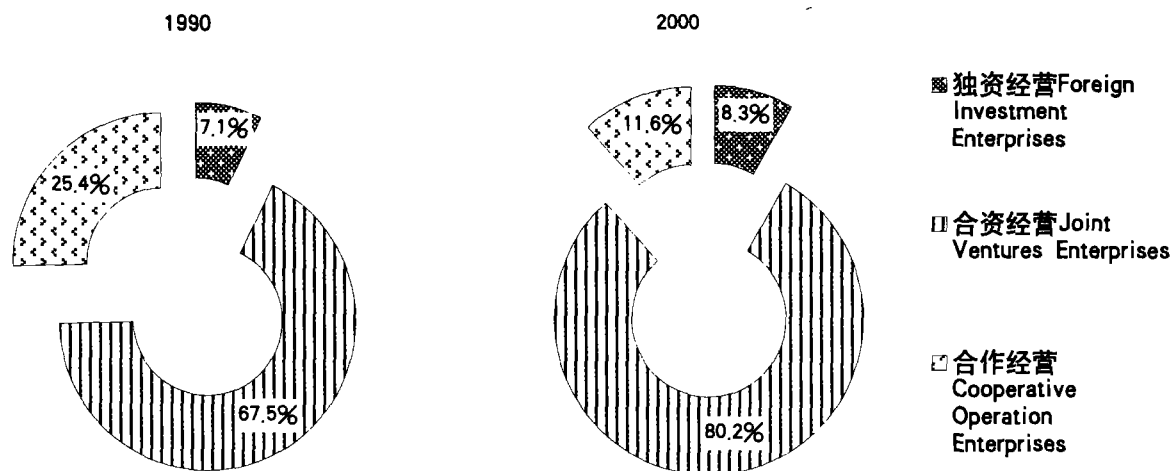


河南统计年鉴  
HENAN STATISTICAL YEARBOOK

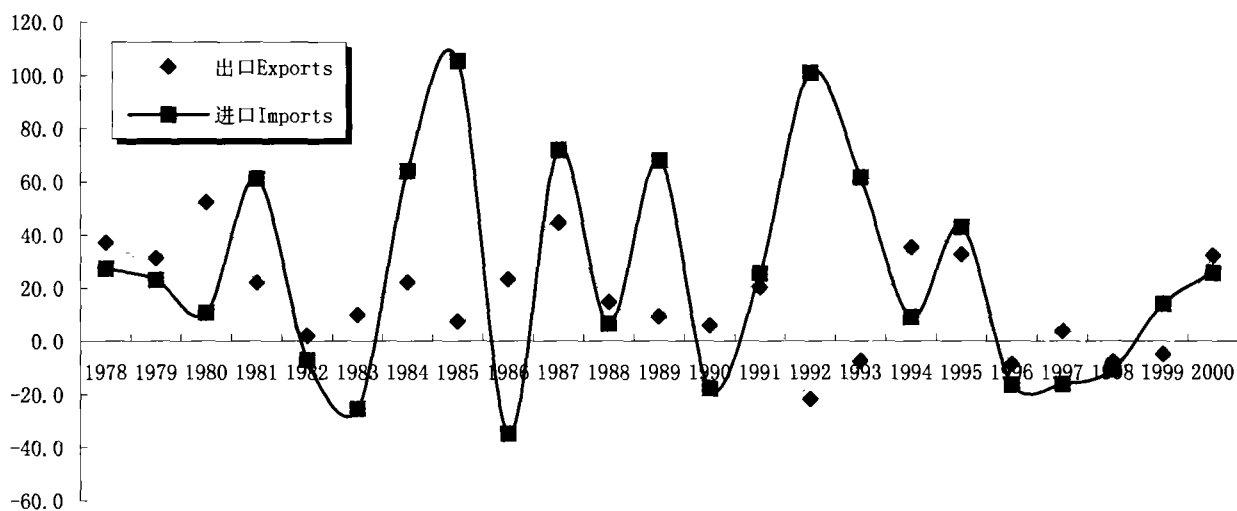
**编 辑：赵清贤**  
*Editor: Zhao Qingxian*

**英文翻译：王学青**  
*English translator: Wang Xueqing*

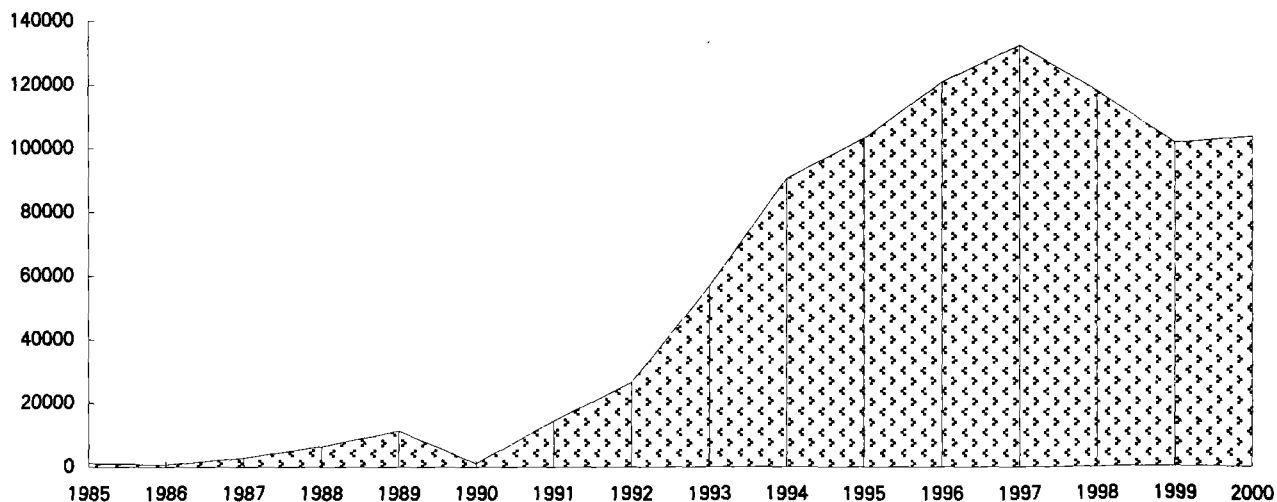
### 外商直接投资构成 (%) Composition of Invested Directly (%)



### 外贸进出口总额增长速度 (%) (上年=100) Growth Rate of Total Value of Foreign Trade Imports and Exports (%) (preceding year=100)



### 实际利用额(万美元) Total Amount of Foreign Capital Actually Used (USD 10 000 )



## 15-1 历年进出口总额

## Total Value of Imports and Exports over the Years

本表1991年及以前年度为有关部门统计数据,从1992年开始为海关进出口数据。

Data before 1991 were obtained from the Department concerned, and the data since 1992 have been obtained from the customs statistics.

| 年份<br>Year | 美元(万元)<br>USD 10 000                |                          |                          |               | 人民币(万元)<br>RMB (10 000 yuan)        |                          |                          |               |
|------------|-------------------------------------|--------------------------|--------------------------|---------------|-------------------------------------|--------------------------|--------------------------|---------------|
|            | 进出口总额<br>Total Imports<br>& Exports | 出口总额<br>Total<br>Exports | 进口总额<br>Total<br>Imports | 差额<br>Balance | 进出口总额<br>Total Imports<br>& Exports | 出口总额<br>Total<br>Exports | 进口总额<br>Total<br>Imports | 差额<br>Balance |
| 1956       | 1201                                | 1201                     |                          | 1201          | 2954                                | 2954                     |                          | 2954          |
| 1957       | 1387                                | 1387                     |                          | 1387          | 3412                                | 3412                     |                          | 3412          |
| 1958       | 1550                                | 1550                     |                          | 1550          | 3813                                | 3813                     |                          | 3813          |
| 1959       | 4117                                | 4033                     | 84                       | 3949          | 10128                               | 9921                     | 207                      | 9714          |
| 1960       | 3707                                | 3667                     | 40                       | 3627          | 9119                                | 9021                     | 98                       | 8923          |
| 1961       | 1197                                | 1131                     | 66                       | 1065          | 2944                                | 2782                     | 162                      | 2620          |
| 1962       | 1326                                | 1309                     | 17                       | 1292          | 3262                                | 3220                     | 42                       | 3178          |
| 1963       | 1501                                | 1373                     | 128                      | 1245          | 3693                                | 3378                     | 315                      | 3063          |
| 1964       | 1909                                | 1602                     | 307                      | 1295          | 4696                                | 3941                     | 755                      | 3186          |
| 1965       | 2008                                | 1914                     | 94                       | 1820          |                                     |                          |                          |               |
| 1966       | 3310                                | 2887                     | 423                      | 2464          |                                     |                          |                          |               |
| 1967       | 2523                                | 2310                     | 213                      | 2097          |                                     |                          |                          |               |
| 1968       | 3098                                | 2855                     | 243                      | 2612          |                                     |                          |                          |               |
| 1969       | 3783                                | 3356                     | 427                      | 2929          |                                     |                          |                          |               |
| 1970       | 3700                                | 3328                     | 372                      | 2956          |                                     |                          |                          |               |
| 1971       | 4140                                | 3771                     | 369                      | 3402          | 10185                               | 9277                     | 908                      | 8369          |
| 1972       | 4855                                | 4343                     | 512                      | 3831          | 11944                               | 10684                    | 1260                     | 9424          |
| 1973       | 6409                                | 5625                     | 784                      | 4841          | 12754                               | 11194                    | 1560                     | 9634          |
| 1974       | 7899                                | 7018                     | 881                      | 6137          | 15482                               | 13755                    | 1727                     | 12028         |
| 1975       | 6342                                | 5438                     | 904                      | 4534          | 11796                               | 10115                    | 1681                     | 8434          |
| 1976       | 6575                                | 5389                     | 1186                     | 4203          | 12756                               | 10455                    | 2301                     | 8154          |
| 1977       | 8726                                | 7460                     | 1266                     | 6194          | 16231                               | 13876                    | 2355                     | 11521         |
| 1978       | 11843                               | 10231                    | 1612                     | 8619          | 19896                               | 17188                    | 2708                     | 14480         |
| 1979       | 15406                               | 13422                    | 1984                     | 11438         | 23879                               | 20804                    | 3075                     | 17729         |
| 1980       | 22644                               | 20448                    | 2196                     | 18252         | 33966                               | 30672                    | 3294                     | 27378         |
| 1981       | 28487                               | 24948                    | 3539                     | 21409         | 42855                               | 37531                    | 5324                     | 32207         |
| 1982       | 28761                               | 25471                    | 3290                     | 22181         | 54358                               | 48140                    | 6218                     | 41922         |
| 1983       | 30418                               | 27963                    | 2455                     | 25508         | 60228                               | 55367                    | 4861                     | 50506         |
| 1984       | 38203                               | 34174                    | 4029                     | 30145         | 89013                               | 79625                    | 9388                     | 70237         |
| 1985       | 44991                               | 36710                    | 8281                     | 28429         | 167367                              | 136561                   | 30806                    | 105755        |
| 1986       | 50671                               | 45263                    | 5408                     | 39855         | 188496                              | 168378                   | 20118                    | 148260        |
| 1987       | 74732                               | 65434                    | 9298                     | 56136         | 278003                              | 243414                   | 34589                    | 208825        |
| 1988       | 84961                               | 75052                    | 9909                     | 65143         | 316055                              | 279193                   | 36862                    | 242331        |
| 1989       | 98539                               | 81897                    | 16642                    | 65255         | 335157                              | 304657                   | 30500                    | 274157        |
| 1990       | 100385                              | 86689                    | 13696                    | 72993         | 481848                              | 416107                   | 65741                    | 350366        |
| 1991       | 121489                              | 104297                   | 17192                    | 87105         | 643892                              | 552774                   | 91118                    | 461656        |
| 1992       | 116194                              | 81632                    | 34562                    | 47070         | 633257                              | 444894                   | 188363                   | 256532        |
| 1993       | 131423                              | 75546                    | 55877                    | 19669         | 756996                              | 435145                   | 321852                   | 113293        |
| 1994       | 163193                              | 102242                   | 60951                    | 41291         | 1398564                             | 876214                   | 522350                   | 353864        |
| 1995       | 222918                              | 135759                   | 87159                    | 48600         | 1861365                             | 1133588                  | 727778                   | 405810        |
| 1996       | 196855                              | 124001                   | 72854                    | 51147         | 1631928                             | 1027968                  | 603960                   | 424009        |
| 1997       | 189699                              | 128663                   | 61036                    | 67627         | 1572604                             | 1066616                  | 505988                   | 560628        |
| 1998       | 173196                              | 118675                   | 54521                    | 64154         | 1435795                             | 983816                   | 451979                   | 531837        |
| 1999       | 175044                              | 112889                   | 62155                    | 50734         | 1449364                             | 934721                   | 514643                   | 420078        |
| 2000       | 227486                              | 149338                   | 78148                    | 71190         | 1883584                             | 1236519                  | 647065                   | 589453        |

## 15-2 海关出口总额

### Total Value of Exports (Customs Statistics)

单位:万美元

(USD 10 000)

| 类 别                  | Categories of Commodities                                      | 1999          | 2000          | 2000年为<br>1999年%<br>2000 as<br>percentage<br>of 1999 |
|----------------------|--|---------------|---------------|--|
| <b>总 计</b>           | <b>Total Value</b>   | <b>112889</b> | <b>149338</b> | <b>132.3</b>   |
| 动物类                  | Animals  | 5908          | 7186          | 121.6  |
| 植物类                  | Plants   | 4525          | 4458          | 98.5   |
| 动、植物油、脂及其分解产品        | Animal and Vegetable Oils; Fats                                | 95            | 86            | 90.5   |
| 食品、饮料、烟草及制品          | Food; Beverages; Tobacco and<br>Tobacco Substitutes            | 5068          | 4807          | 94.9   |
| 矿产品                  | Minerals   | 1232          | 1707          | 138.6  |
| 化学工业及相关工业的产品         | Chemicals and Related Products                                 | 11874         | 14760         | 124.3  |
| 塑料、橡胶及其制品            | Plastics and Related Products; Rubber and<br>Related Products  | 568           | 2060          | 362.7  |
| 皮革制品                 | Leather Products   | 4198          | 5638          | 134.3  |
| 木及木制品                | Wood and Wooden Products                                       | 2558          | 2869          | 112.2  |
| 木浆及其制品               | Paper Pulp and Related Products                                | 238           | 406           | 170.6  |
| 纺织原料及纺织制品            | Textile Materials and Products                                 | 29130         | 32827         | 112.7  |
| 鞋、帽、羽毛及其制品           | Footwear; Headgear; Feather and Products                       | 12413         | 16762         | 135.0  |
| 建材制品                 | Building Materials Products                                    | 6344          | 11932         | 188.1  |
| 珍珠、宝石、首饰、贵金属<br>及其制品 | Pearls; Precious Stones; Jewelry ;<br>Noble Metal and Products | 854           | 1144          | 134.0  |
| 贱金属及其制品              | Base Metals and Related Products                               | 12948         | 21273         | 164.3  |
| 机电产品                 | Machinery ,Electric Equipment Products                         | 9376          | 14421         | 153.8  |
| 交通运输设备               | Communications and Transportation Equipment                    | 2028          | 4244          | 209.3  |
| 钟表、光电、医疗器械           | Clocks, Photoelectricity, Medical<br>Apparatus and Instruments | 850           | 1002          | 117.9  |
| 武器、弹药及其零件、附件         | Weapons, Ammunitions and Related Parts<br>and Accessories      |               | 1             |  |
| 杂制品                  | Miscellaneous Manufactured Articles                            | 2681          | 1753          | 65.4   |
| 艺术品、收藏品、及古物          | Works of Art, Collection Pieces and Antiques                   |               | 1             |  |



15-3 我省向一些国家(地区)海关出口总额  
Total Value of Exports To Related Countries and Territories (Customs Statistics)

单位:万美元

(USD 10 000)

| 国家(地区)<br>名称 | Country (Territory)         | 1999  | 2000  | 2000年为<br>1999年%<br>2000 as percentage<br>of 1999 |
|--------------|-----------------------------|-------|-------|---|
| 香港           | Hong Kong, China            | 17827 | 18691 | 104.8   |
| 澳门           | Macao, China                | 16    | 46    | 287.5   |
| 日本           | Japan                       | 12703 | 17747 | 139.7   |
| 菲律宾          | the Philippines             | 650   | 833   | 128.2   |
| 泰国           | Thailand                    | 1276  | 1460  | 114.4   |
| 马来西亚         | Malaysia                    | 1794  | 4229  | 235.7   |
| 新加坡          | Singapore                   | 1866  | 2035  | 109.1   |
| 印度尼西亚        | Indonesia                   | 1643  | 4320  | 262.9   |
| 巴基斯坦         | Pakistan                    | 510   | 457   | 89.6  |
| 孟加拉          | Bangladesh                  | 886   | 1019  | 115.0   |
| 德国           | Federal Republic of Germany | 7462  | 7380  | 98.9  |
| 法国           | France                      | 562   | 748   | 133.1   |
| 意大利          | Italy                       | 2158  | 3027  | 140.3   |
| 比利时          | Belgium                     | 1861  | 2040  | 109.6   |
| 英国           | United Kingdom              | 1674  | 1880  | 112.3   |
| 瑞士           | Switzerland                 | 169   | 150   | 88.8  |
| 西班牙          | Spain                       | 1226  | 1377  | 112.3   |
| 波兰           | Poland                      | 218   | 402   | 184.4   |
| 匈牙利          | Hungary                     | 429   | 345   | 80.4  |
| 罗马尼亚         | Romania                     | 311   | 334   | 107.4   |
| 荷兰           | Netherlands                 | 2521  | 3430  | 136.1   |
| 古巴           | Cuba                        | 1     | 55    | 5500.0  |
| 加拿大          | Canada                      | 1355  | 2167  | 159.9   |
| 美国           | United States               | 22544 | 29821 | 132.3   |
| 澳大利亚         | Australia                   | 1787  | 1660  | 92.9  |

15-4 各市海关出口总额

Total Value Exports by City (Customs Statistics)

单位:万美元

(USD 10 000)

| 市        | City           | 1999          | 2000          | 2000年为<br>1999年%<br>2000 as percentage<br>of 1999 |
|----------|----------------|---------------|---------------|---|
| <b>全</b> | <b>省 Total</b> | <b>112889</b> | <b>149338</b> | <b>132.3</b>                                      |
| 州        | 市 Zhengzhou    | 52509         | 62145         | 118.4   |
| 郑        | 市 Kaifeng      | 1795          | 2047          | 114.0   |
| 平        | 市 Luoyang      | 10876         | 14322         | 131.7   |
| 洛        | 市 Pingdingshan | 2735          | 5004          | 183.0   |
| 平        | 市 Anyang       | 2468          | 12015         | 486.8   |
| 安        | 市 Hebi         | 2931          | 1884          | 64.3  |
| 鹤        | 市 Xinxiang     | 4784          | 6820          | 142.6   |
| 新        | 市 Jiaozuo      | 5563          | 7080          | 127.3   |
| 焦        | 市 Puyang       | 2064          | 3001          | 145.4   |
| 濮        | 市 Xuchang      | 10527         | 13917         | 132.2   |
| 许        | 市 Luohe        | 807           | 1512          | 187.4   |
| 漯        | 市 Sanmenxia    | 1538          | 2264          | 147.2   |
| 三        | 市 Nanyang      | 5760          | 6820          | 118.4   |
| 南        | 市 Shangqiu     | 2022          | 1799          | 89.0  |
| 商        | 市 Xinyang      | 719           | 1051          | 146.2   |
| 信        | 市 Zhoukou      | 3415          | 3750          | 109.8   |
| 周        | 市 Zhumadian    | 868           | 1389          | 160.0   |
| 驻        | 市 Jiyuan       | 1506          | 2517          | 167.1   |
| 马        |                |               |               |   |
| 源        |                |               |               |   |

## 15-5 主要商品海关出口数量

## Volume of Main Exports Commodities (Customs Statistics)

| 商品名称 Item   | 1999    | 2000    |
|---|---------|---------|
| 其他材料制假、假胡须、假眉毛、假睫毛及类似品 (吨)                          | 2332    | 2178    |
| 未锻轧的非合金铝 (吨)  | 16006   | 14088   |
| 50公斤及以上的猪, 改良种用除外 (万头)                              | 20.24   | 20.35   |
| 人造刚玉, 不论是否已有化学定义 (吨)                                | 130934  | 179623  |
| 瓷餐具 (吨)   | 43496   | 62223   |
| 冻去骨牛肉 (吨)   | 846     | 441     |
| 碳化硅 (吨)   | 29048   | 40089   |
| 丝制的结织栽绒地毯及其他结织栽绒铺地制品 (平方米)                          | 62990   | 65251   |
| 钼铁 (吨)  | 1077    | 717     |
| 其他冻猪肉 (吨)   | 4514    | 9927    |
| 含棉85%及以上未漂白平纹机制物<br>(每平方米重量超过100克, 但不超过200克) (万米)   | 1748.35 | 1683.61 |
| 圣诞树用的成套灯具 (吨)                                       | 5360    | 1535    |
| 滚珠轴承 (万套)   | 2944.06 | 2232.34 |
| 焦炭及半焦炭 (万吨)   | 3.57    | 11.60   |
| 含镁量至少为99.8%的未锻轧镁 (吨)                                | 4506    | 5641    |
| 棉制浴巾 (万条)   | 1219.99 | 1535.71 |
| 棉制其他盥洗及厨房用毛巾织物或类似毛圈织物的制品 (万条)                       | 5462.74 | 7163.37 |
| 合成纤维制其他男裤 (万条/公斤)                                   | 421.15  | 676.50  |
| 棉制针织或钩编的T恤衫、汗衫、背心 (万件)                              | 1263.65 | 1306.09 |
| 其他抗菌素 (吨)   | 214     | 287     |
| 经纵锯、纵切、刨切或旋切的泡桐木木材, 厚度超过6毫米 (立方米)                   | 41089   | 60903   |
| 部分或全部去梗的烤烟 (吨)                                      | 5898    | 2843    |
| 盐渍绵羊肠衣 (吨)  | 271     | 183     |
| 棉制货物包装用袋 (万条)                                       | 3172.03 | 4302.97 |
| 含棉85%以下主要或仅与化学纤维混纺的未漂白平纹机制物<br>(每平方米重量不超过200克) (万米) | 1406.95 | 1590.06 |
| 非工业用无可锻性铸铁制品 (吨)                                    | 5633    | 4184    |
| 味精 (吨)  | 10971   | 8120    |
| 尼龙或其他聚酰胺高强度纱制帘子布 (吨)                                | 2348    | 2242    |
| 其他冻整头及半头猪肉 (吨)                                      | 399     |         |
| 陶餐具 (吨)   | 18672   | 5770    |

## 15-6 利用外资概况

## Utilization of Foreign Capital

| 年 份<br>Year  | 总 计<br>Total                |                                  | #对外借款<br>Foreign Loans      |                                  | #外商和港澳台商直接投资<br>Foreign, Hong Kong, Macao<br>and Taiwan's Direct Investments |                                  |
|--|-----------------------------|----------------------------------|-----------------------------|----------------------------------|--|----------------------------------|
|  | 个数<br>Number of<br>Projects | 金额(万美元)<br>Value<br>(USD 10 000) | 个数<br>Number of<br>Projects | 金额(万美元)<br>Value<br>(USD 10 000) | 个数<br>Number of<br>Projects  | 金额(万美元)<br>Value<br>(USD 10 000) |
| <b>签订利用外资协议(合同)</b><br><b>Total Amount of Foreign<br/>Capital to Be Utilized<br/>through the Signed<br/>Agreements and Contracts</b> |                             |                                  |                             |                                  |  |                                  |
| 1985   | 51                          | 7513                             | 1                           | 202                              | 29   | 6870                             |
| 1986   | 16                          | 8415                             | 2                           | 5691                             | 14   | 2724                             |
| 1987   | 55                          | 13066                            | 1                           | 400                              | 31   | 12562                            |
| 1988   | 52                          | 13128                            | 4                           | 10952                            | 38   | 1986                             |
| 1989   | 48                          | 25122                            | 6                           | 23084                            | 36   | 1681                             |
| 1990   | 53                          | 2194                             |                             |                                  | 50   | 2107                             |
| 1991   | 167                         | 23371                            | 11                          | 10626                            | 154  | 12716                            |
| 1992   | 1064                        | 105202                           | 8                           | 15718                            | 1053   | 88327                            |
| 1993   | 1744                        | 225912                           | 17                          | 68144                            | 1727   | 157768                           |
| 1994   | 1031                        | 161536                           | 20                          | 82368                            | 1011   | 79168                            |
| 1995   | 842                         | 97421                            | 27                          | 10341                            | 815  | 86748                            |
| 1996   | 517                         | 170163                           | 39                          | 77997                            | 478  | 92166                            |
| 1997   | 459                         | 149423                           | 36                          | 62624                            | 423  | 86799                            |
| 1998   | 393                         | 80689                            | 40                          | 23356                            | 353  | 57333                            |
| 1999   | 298                         | 88174                            | 34                          | 26342                            | 264  | 61832                            |
| 2000   | 382                         | 103576                           | 20                          | 32866                            | 237  | 69921                            |
| <b>实际利用外资金额</b><br><b>Total Amount of Foreign<br/>Capital Actually Used</b>  |                             |                                  |                             |                                  |  |                                  |
| 1985   |                             | 1208                             |                             | 202                              |  | 565                              |
| 1986   |                             | 737                              |                             | 132                              |  | 605                              |
| 1987   |                             | 2868                             |                             | 1425                             |  | 467                              |
| 1988   |                             | 6486                             |                             | 50                               |  | 6436                             |
| 1989   |                             | 11336                            |                             | 6730                             |  | 4266                             |
| 1990   |                             | 1136                             |                             |                                  |  | 1049                             |
| 1991   |                             | 14425                            |                             | 10626                            |  | 3791                             |
| 1992   |                             | 26510                            |                             | 15718                            |  | 10691                            |
| 1993   |                             | 56745                            |                             | 22351                            |  | 34197                            |
| 1994   |                             | 90487                            |                             | 47587                            |  | 42488                            |
| 1995   |                             | 102842                           |                             | 54628                            |  | 47981                            |
| 1996   |                             | 120563                           |                             | 67997                            |  | 52566                            |
| 1997   |                             | 132235                           |                             | 67500                            |  | 64735                            |
| 1998   |                             | 118263                           |                             | 56469                            |  | 61794                            |
| 1999   |                             | 102112                           |                             | 52585                            |  | 49527                            |
| 2000   |                             | 103898                           |                             | 49899                            |  | 53999                            |

### 15-7 利用外资签订协议(合同)个数及金额

#### Number and Value of Foreign Capital to Be Utilized through the Signed Contracts or Agreements

| 指 标                | Item   | 1999                        |                                  | 2000                        |                                  |
|--------------------|--|-----------------------------|----------------------------------|-----------------------------|----------------------------------|
|                    |  | 个数<br>Number of<br>Projects | 金额(万美元)<br>Value<br>(USD 10 000) | 个数<br>Number of<br>Projects | 金额(万美元)<br>Value<br>(USD 10 000) |
| <b>总 计</b>         | <b>Total</b>   | <b>298</b>                  | <b>88174</b>                     | <b>382</b>                  | <b>103576</b>                    |
| <b>对外借款</b>        | <b>Foreign Loans</b>   | <b>34</b>                   | <b>26342</b>                     | <b>20</b>                   | <b>32866</b>                     |
| #外国政府贷款            | Government Loans   | 10                          | 11143                            | 7                           | 22212                            |
| 国际金融组织贷款           | Loans from International Financial Organizations                 | 2                           | 2120                             | 1                           | 2400                             |
| 出口信贷               | Export Loans   |                             |                                  |                             |                                  |
| 外国银行商业贷款           | Commercial Loans   | 22                          | 13079                            | 12                          | 8255                             |
| 对外发行股票、债券          | External Bonds and Sale Share                                    |                             |                                  |                             |                                  |
| <b>外商和港澳台商直接投资</b> | <b>Foreign, Hong Kong, Macao and Taiwan's Direct Investments</b> | <b>264</b>                  | <b>61832</b>                     | <b>237</b>                  | <b>69921</b>                     |
| 独资经营               | Foreign Investment Enterprises                                   | 60                          | 7024                             | 72                          | 9178                             |
| 合资经营               | Joint Ventures Enterprises                                       | 173                         | 38881                            | 139                         | 45757                            |
| 合作经营               | Cooperative Operation Enterprises                                | 31                          | 15927                            | 26                          | 14986                            |
| 合作开发               | Cooperative Development  |                             |                                  |                             |                                  |
| <b>外商和港澳台商其他投资</b> | <b>Other Foreign, Hong Kong, Macao and Taiwan's Investments</b>  |                             |                                  | <b>125</b>                  | <b>789</b>                       |
| 补偿贸易               | Compensation Trade   |                             |                                  |                             |                                  |
| 加工装配               | Processing and Assembly  |                             |                                  | 125                         | 789                              |
| 国际租赁               | International Lease  |                             |                                  |                             |                                  |

### 15-8 实际利用外资金额

#### Amount of Foreign Capital Actually Used

对外借款从1994年起包括中央在豫项目。

Data on foreign loans from 1994 include national items in Henan province.

单位: 万美元

(USD 10 000)

| 指 标                | Item   | 1985        | 1990        | 1995          | 1999          | 2000          |
|--------------------|--|-------------|-------------|---------------|---------------|---------------|
| <b>总 计</b>         | <b>Total</b>   | <b>1208</b> | <b>1136</b> | <b>102842</b> | <b>102112</b> | <b>103898</b> |
| <b>对外借款</b>        | <b>Foreign Loans</b>   | <b>202</b>  |             | <b>54628</b>  | <b>52585</b>  | <b>49899</b>  |
| #外国政府贷款            | Government Loans   | 202         |             | 10875         | 18198         | 17153         |
| 国际金融组织贷款           | Loans from International Financial Organizations                 |             |             | 23816         | 21241         | 20300         |
| 出口信贷               | Export Loans   |             |             | 18611         | 454           | 998           |
| 外国银行商业贷款           | Commercial Loans   |             |             | 1326          | 12692         | 11448         |
| <b>外商和港澳台商直接投资</b> | <b>Foreign, Hong Kong, Macao and Taiwan's Direct Investments</b> | <b>565</b>  | <b>1049</b> | <b>47981</b>  | <b>49527</b>  | <b>53999</b>  |
| 独资经营               | Foreign Investment Enterprises                                   |             | 75          | 5064          | 8185          | 4459          |
| 合资经营               | Joint Ventures Enterprises                                       | 541         | 708         | 42121         | 32318         | 43292         |
| 合作经营               | Cooperative Operation Enterprises                                | 24          | 266         | 796           | 9026          | 6248          |
| 合作开发               | Cooperative Development  |             |             |               |               |               |
| <b>外商和港澳台商其他投资</b> | <b>Other Foreign, Hong Kong, Macao and Taiwan's Investments</b>  | <b>441</b>  | <b>87</b>   | <b>233</b>    |               |               |
| 补偿贸易               | Compensation Trade   | 36          | 87          | 233           |               |               |
| 加工装配               | Processing and Assembly  | 20          |             |               |               |               |
| 国际租赁               | International Lease  | 385         |             |               |               |               |

## 15-9 外商和港澳台商在豫直接投资 (2000年)

Direct Investment of Foreign, Hong Kong,  
Macao and Taiwan Businessmen in Henan(2000)

| 项 目<br>Item   | 新签协议<br>New Agreement Signed                     |  | 实际投资<br>(万美元)<br>Actually<br>Investments<br>(USD 10 000) |
|---|--|--|--|
|   | 合同个数<br>(个)<br>Number of<br>Contracts<br>(units) | 投资额<br>(万美元)<br>Investments<br>Value<br>(USD 10 000) |  |
| <b>总 计</b><br><b>Total</b>  | <b>237</b>                                       | <b>69921</b>   | <b>53999</b>   |
| <b>按登记注册类型分</b><br><b>By Registration</b>   |  |  |  |
| 港澳台商投资经济<br>Hong Kong, Macao and Taiwan's Investments                               |  |  | 19856  |
| 与港澳台商合资经营<br>Joint Ventures Enterprises   |  |  | 16145  |
| 与港澳台商合作经营<br>Cooperative Operation Enterprises                                      |  |  | 1580   |
| 港澳台商独资<br>Investment Enterprises  |  |  | 2131   |
| 港澳台商投资股份有限公司<br>Investment Share Enterprises  |  |  |  |
| 外商投资<br>Foreign Investments   | 237  | 69921  | 34143  |
| 与外商合资经营<br>Joint Ventures Enterprises   | 139  | 45757  | 27147  |
| 与外商合作经营<br>Cooperative Operation Enterprises  | 26   | 14986  | 4668   |
| 外商独资<br>Foreign Investment Enterprises  | 72   | 9178   | 2328   |
| 外商投资股份有限公司<br>Foreign Investment Share Enterprises                                  |  |  |  |
| <b>按国民经济行业分</b><br><b>By Sector</b>   |  |  |  |
| 农、林、牧、渔业<br>Farming, Forestry, Animal Husbandry and Fishery                         | 9  | 2067   | 568  |
| 工业<br>Industry  | 180  | 52704  | 48446  |
| 建筑业<br>Construction   | 7  | 2228   | 599  |
| 交通运输、仓储及邮电通信业<br>Transportation, Storage, Postal and<br>Telecommunications Services | 2  | 5782   |  |
| 批发零售贸易业、餐饮业<br>Wholesale & Retail Trade and Catering Services                       | 10   | 1391   | 1027   |
| 房地产业、公用事业、服务业<br>Real Estate Management, Public<br>Utilities, Social Services       | 11   | 2277   | 1367   |
| 其他各类行业<br>Other Sectors   | 18   | 3472   | 1992   |
| <b>按地区、国别分</b><br><b>by Country or Territory</b>                                    |  |  |  |
| 香港<br>Hong Kong, China  | 89   | 19929  | 37703  |
| 澳门<br>Macao, China  |  | -90  | 154  |
| 台湾<br>Taiwan  | 33   | 1636   | 1201   |
| 日本<br>Japan   | 10   | 750  | 4042   |
| 新加坡<br>Singapore  | 10   | 5356   | 1499   |
| 德国<br>Federal Republic of Germany   |  |  | 27   |
| 美国<br>United States   | 33   | 7463   | 3097   |
| 泰国<br>Thailand  | 5  | 1119   | 753  |
| 意大利<br>Italy  |  | -244   | 223  |
| 澳大利亚<br>Australia   | 11   | 659  | 148  |
| 其他<br>Others  | 46   | 33343  | 5152   |

### 15-10 各市外商和港澳台商在豫直接投资金额

#### Direct Investment of Foreign, Hong Kong, Macao and Taiwan Businessmen in Henan By City(2000)

单位: 万美元

(USD 10 000)

| 市<br>City         | 新签协议(合同)金额<br>Value of New Agreement (Contract) Signed |              |   | 实际利用外资<br>Foreign Capital Actually Used |              |   |
|-------------------|--|--------------|---|---|--------------|---|
|                   | 1999   | 2000         | 2000年为<br>1999年%<br>2000 as percentage<br>of 1999 | 1999                                    | 2000         | 2000年为<br>1999年%<br>2000 as percentage<br>of 1999 |
| <b>全省 Total</b>   | <b>61832</b>   | <b>69921</b> | <b>113.1</b>                                      | <b>49527</b>                            | <b>53999</b> | <b>109.0</b>                                      |
| 郑州市 Zhengzhou     | 17211  | 12860        | 74.7  | 20111                                   | 9211         | 45.8  |
| 开封市 Kaifeng       | 2523   | 316          | 12.5  | 166                                     | 1094         | 659.0   |
| 洛阳市 Luoyang       | 1590   | 2320         | 145.9   | 201                                     | 1178         | 586.1   |
| 平顶山市 Pingdingshan | 15261  | 785          | 5.1   | 3144                                    | 4209         | 133.9   |
| 安阳市 Anyang        | 1664   | 23929        | 1438.0  | 659                                     | 16176        | 2454.6  |
| 鹤壁市 Hebi          | 2218   | 102          | 4.6   | 418                                     | 202          | 48.3  |
| 新乡市 Xinxiang      | 3098   | 5414         | 174.8   | 4773                                    | 4626         | 96.9  |
| 焦作市 Jiaozuo       | 574  | 3086         | 537.6   | 5605                                    | 1067         | 19.0  |
| 濮阳市 Puyang        | 1159   | 4421         | 381.4   | 1996                                    | 1851         | 92.7  |
| 许昌市 Xuchang       | 2569   | 910          | 35.4  | 973                                     | 1785         | 183.5   |
| 漯河市 Luohe         | 3987   | 4401         | 110.4   | 6038                                    | 5929         | 98.2  |
| 三门峡市 Sanmenxia    | 358  | 7085         | 1979.1  | 994                                     | 1408         | 141.6   |
| 南阳市 Nanyang       | 4347   | 962          | 22.1  | 1451                                    | 782          | 53.9  |
| 商丘市 Shangqiu      | 665  | 1119         | 168.3   | 792                                     | 723          | 91.3  |
| 信阳市 Xinyang       | 1217   | 350          | 28.8  | 287                                     | 966          | 336.6   |
| 周口市 Zhoukou       | 1246   | 1508         | 121.0   | 1137                                    | 818          | 71.9  |
| 驻马店市 Zhumadian    | 1822   | 323          | 17.7  | 540                                     | 1530         | 283.3   |
| 济源市 Jiyuan        | 323  | 30           | 9.3   | 242                                     | 444          | 183.5   |

### 15-11 河南对外国和港澳台地区投资(2000年)

#### Henan Investment to Foreign, Hong Kong, Macao and Taiwan (2000)

| 项 目<br>Item  | 合计<br>Total | 合计                                |                                       |
|--|-------------|-----------------------------------|---------------------------------------|
|  |             | 独资经营<br>Investment<br>Enterprises | 合资经营<br>Joint Ventures<br>Enterprises |
| 新签协议(合同)个数(个)<br>Number of New Agreements (Contracts) Signed (unit)                    | 9           | 5                                 | 4                                     |
| 中方新签协议(合同)<br>投资额(万美元)<br>Signed by China (USD 10 000)                                 | 1118        | 334                               | 784                                   |
| 中方实际投资(万美元)<br>Number of Business Completed and<br>Put into Use in the Year-end (unit) | 350         | 250                               | 100                                   |
| 企业数(个)   | 117         |                                   |                                       |

### 15-12 外商和港澳台商投资企业(单位)注册登记情况

#### Registration Status of Foreign, Hong Kong, Macao and Taiwan Investment Enterprises

| 指 标<br>Item  | 1995          | 1996          | 1997           | 1998           | 1999           | 2000           |
|--|---------------|---------------|----------------|----------------|----------------|----------------|
| <b>年底登记企业数(户)</b><br>Number of Registered Enterprise<br>in the Year-end (unit) | <b>4382</b>   | <b>4392</b>   | <b>4331</b>    | <b>4254</b>    | <b>3772</b>    | <b>3004</b>    |
| 中外合资<br>Joint-venture Enterprises  | 3532          | 3502          | 3385           | 3291           | 2865           | 2215           |
| 中外合作<br>Cooperation Enterprises  | 244           | 244           | 275            | 268            | 252            | 225            |
| 外商独资<br>Enterprises with Sole Foreign Investment                               | 606           | 646           | 671            | 693            | 653            | 561            |
| 中外股份公司<br>Share-holding Corporations   |               |               |                | 2              | 2              | 3              |
| <b>投资总额(万美元)</b><br>Total Investments (USD 10 000)                             | <b>895393</b> | <b>972870</b> | <b>1248333</b> | <b>1219357</b> | <b>1195165</b> | <b>1135854</b> |
| <b>注册资本(万美元)</b><br>Registered Capital (USD 10 000)                            | <b>675343</b> | <b>718883</b> | <b>8715196</b> | <b>836356</b>  | <b>790302</b>  | <b>733653</b>  |
| #外方(万美元)<br>Capital Invested by Foreign Partner                                | 335185        | 365349        | 455691         | 446671         | 431165         | 424649         |

15-13 对外承包工程和劳务合作  
Contracted Projects and Labor Cooperation with Foreign  
Countries or Territories Businessmen

| 指 标          | Item   | 1990 | 1995 | 1996  | 1997  | 1998  | 1999  | 2000  |
|--------------|--|------|------|-------|-------|-------|-------|-------|
| 签订合同数 (个)    | Number of Contracts Signed (unit)            | 36   | 134  | 93    | 106   | 120   | 154   | 175   |
| 签订合同金额 (万美元) | Contracted Value (USD 10 000)                | 2466 | 8608 | 10939 | 11703 | 11148 | 11451 | 22445 |
| 营业额 (万美元)    | Value of Business (USD 10 000)               | 2410 | 5432 | 5654  | 6500  | 6994  | 8607  | 10870 |
| 派出人员 (人次)    | Send Person Abroad (person times)            | 814  |      | 7533  | 7891  | 8126  | 6052  | 8562  |
| 年底在外人员 (人)   | Number of Abroad Person at Year-end (person) |      | 7192 |       | 11277 | 11368 | 12600 | 11857 |

15-14 国际旅游事业基本情况  
Basic Condition of International Tourism

| 项 目              | Item  | 1990          | 1995          | 1996          | 1997          | 1998          | 1999          | 2000          |
|------------------|---|---------------|---------------|---------------|---------------|---------------|---------------|---------------|
| <b>旅游设施</b>      | <b>Tourist Facilities</b>                       |               |               |               |               |               |               |               |
| 饭店 (个)           | Number of Tourist Hotel (unit)                  | 30            | 76            | 97            | 103           | 130           | 148           | 197           |
| 床位 (张)           | Number of Bed (unit)                            | 12154         | 29433         | 30983         | 27944         | 34639         | 40121         | 37000         |
| 汽车 (辆)           | Number of Tourist Vehicle (unit)                | 271           | 216           | 342           |               |               |               |               |
| <b>职工人数 (人)</b>  | <b>Number of Staff and Workers (person)</b>     | <b>8070</b>   | <b>15684</b>  | <b>21775</b>  | <b>25023</b>  | <b>32930</b>  | <b>32715</b>  | <b>29800</b>  |
| <b>接待国际旅游人数</b>  | <b>Number of International Tourists</b>         |               |               |               |               |               |               |               |
| (人次)             | Received (person-times)                         | <b>106652</b> | <b>149085</b> | <b>158188</b> | <b>175000</b> | <b>179297</b> | <b>189290</b> | <b>325018</b> |
| 外国人              | Foreigners                                      |               |               |               |               | 111453        | 113574        | 182134        |
| 华侨               | Overseas Chinese                                |               |               |               |               | 5516          | 3786          |               |
| 港澳台同胞            | Compatriots from Hong Kong, Macao<br>and Taiwan |               |               |               |               | 62328         | 71930         | 142884        |
| #台湾同胞            | Compatriots from Taiwan                         |               |               |               |               | 34813         | 32179         | 77459         |
| <b>接待国际旅游者收入</b> | <b>Income of International Tourists</b>         |               |               |               |               |               |               |               |
| (万美元)            | Received (USD 10 000)                           | <b>459</b>    | <b>6020</b>   | <b>7290</b>   | <b>9500</b>   | <b>10132</b>  | <b>11000</b>  | <b>12390</b>  |

注: 1.本表接待国际旅游者人数1999年及以前年份不包括不过夜人数, 2000年开始包括不过夜人数(下表同)。

2.接待国际旅游者收入为旅游部门抽样调查数。

3.职工人数从1995年始仅包括涉外饭店职工人数。

a)Number of international tourists received before 1999 exclude persons who didn't stay for night.but it was included from 2000.

b)Data on the income of international tourists received are obtained from sample surry by tourism administration.

c)Number of staff and workers only included that of tourist hotel.

### 15-15 各市国际旅游情况 (2000年)

#### Basic Condition of International Tourism by City (2000)

| 市        | City           | 接待国际旅游人数<br>(人次)<br>Number of International<br>Tourists Received<br>(person-times) | 涉外饭店数<br>(个)<br>Total Number of<br>Tourist Hotel<br>(unit) | 接待国际旅游者收入<br>(万美元)<br>Income of International<br>Tourists Received<br>(USD 10 000) |
|----------|----------------|--|--|--|
| <b>全</b> | <b>省 Total</b> | <b>325018</b>  | <b>197</b>   | <b>12390.00</b>  |
| 郑 州      | 市 Zhengzhou    | 155000   | 46   | 5908.60  |
| 开 封      | 市 Kaifeng      | 32000  | 10   | 1219.84  |
| 洛 阳      | 市 Luoyang      | 85540  | 27   | 3260.78  |
| 平 顶 山    | 市 Pingdingshan | 2200   | 9  | 83.86  |
| 安 阳      | 市 Anyang       | 3558   | 10   | 135.63   |
| 鹤 壁      | 市 Hebi         | 673  | 3  | 25.65  |
| 新 乡      | 市 Xinxiang     | 371  | 9  | 14.14  |
| 焦 作      | 市 Jiaozuo      | 1024   | 6  | 39.03  |
| 濮 阳      | 市 Puyang       | 13900  | 8  | 529.87   |
| 许 昌      | 市 Xuchang      | 1569   | 10   | 59.81  |
| 漯 河      | 市 Luohe        | 1266   | 5  | 48.26  |
| 三 门 峡    | 市 Sanmenxia    | 7134   | 12   | 271.95   |
| 南 阳      | 市 Nanyang      | 3856   | 13   | 146.99   |
| 商 丘      | 市 Shangqiu     | 757  | 9  | 28.86  |
| 信 阳      | 市 Xinyang      | 908  | 3  | 34.61  |
| 周 口      | 市 Zhoukou      | 651  | 4  | 24.82  |
| 驻 马 店    | 市 Zhumadian    | 921  | 7  | 35.11  |
| 济 源      | 市 Jiyuan       | 1670   | 6  | 63.66  |
| 其 他      | Others         | 12020  |  | 458.53   |

### 15-16 接待国内旅游人数和收入

#### Number and Income of Civil Tourists Received

本表为抽样调查数。

Date in this table are obtained from the Sample Survey.

| 项 目      | Item                              | 1999    | 2000                      |                               | 2000    | 2000                      |                               |
|----------|-----------------------------------|---------|---------------------------|-------------------------------|---------|---------------------------|-------------------------------|
|          |                                   |         | 省内游客<br>Local<br>Tourists | 省外游客<br>Non-local<br>Tourists |         | 省内游客<br>Local<br>Tourists | 省外游客<br>Non-local<br>Tourists |
| 接待国内旅游人数 | Number of Civil Tourists Received |         |                           |                               |         |                           |                               |
| (万人次)    | (10 000 person-times)             | 5130    | 2780                      | 2350                          | 5218    | 2990                      | 2228                          |
| #一日游     | Number of One Day Tour            | 1349.19 | 731.14                    | 618.05                        | 2295.90 | 1315.60                   | 980.30                        |
| 接待国内旅游收入 | Income of Civil Tourists Received |         |                           |                               |         |                           |                               |
| (万元)     | (10 000 yuan)                     | 2987000 | 1619000                   | 1368000                       | 3468000 | 1987000                   | 1481000                       |



## 主要统计指标解释

**进出口总额** 海关进出口总额指实际进出我国国境的货物总金额。包括对外贸易实际进出口货物，来料加工装配进出口货物，国家间、联合国及国际组织无偿援助物资和赠送品，华侨、港澳台同胞和外籍华人捐赠品，租赁期满归承租人所有的租赁货物，进料加工进出口货物，边境地方贸易及边境地区小额贸易进出口货物(边民互市贸易除外)，中外合资企业、中外合作经营企业、外商独资经营企业进出口货物和公用物品，到、离岸价格在规定限额以上的进出口货样和广告品(无商业价值、无使用价值和免费提供出口的除外)，从保税仓库提取在中国境内销售的进口货物，以及其他进出口货物。进出口总额用以观察一个国家在对外贸易方面的总规模。我国规定出口货物按离岸价格统计，进口货物按到岸价格统计。

**利用外资** 指我国各级政府、部门、企业和其他经济组织通过对外借款、吸收外商直接投资以及用其他方式筹措的境外现汇、设备、技术等。

**对外借款** 是我国利用外资的重要部分。指通过对外正式签订借款协议，从境外筹措的资金，包括外国政府贷款 国际金融组织贷款、外国银行商业贷款、出口信贷以及对外发行债券等。1996 年及以前还包括对外发行股票。

**外商直接投资** 指外国企业和经济组织或个人(包括华 侨、港澳台胞以及我国在境外注册的企业)按我国有关政策、法规，用现汇、实物、技术等在我国境内开办外商独资企业、与我国境内的企业或经济组织共同举办中外合资经营企业、合作经营企业或合作开发资源的投资(包括外商投资收益的再投资)，以及经政府有关部门批准的项目投资总额内企业从境外借入的资金。

**外商其他投资** 指除对外借款和外商直接投资以外的各种利用外资的形式。包括企业在境 内外股票市场公开发行的以外币计价的股票(目前主要是在香港证券市场发行的 H 股和在境内证券市场发行的 B 股)发行价总额，国际租赁进口设备的应付款，补偿贸易中外商提供的进口设备、技术、物料的价款，加工装配贸易中外商提供的进口设备、物料的价款。

**对外承包工程** 指各对外承包公司以招议标承包方式承揽的下列业务：(1)承包国外工程建设项目，(2)承包我国对外经援项目，(3)承包我国驻外机构的工程建设项目，(4)承包我国境内利用外资进行建设的工程项目，(5)与外国承包公司合营或联合承包工程项目时我国公司分包部分，(6)对外承包兼营的房屋开发业务。对外承包工程的营业额是以货币表现的本期内完成的对外承包工程的工作量，包括以前年度签订的合同和本年度新签订的合同在报告期内完成的工作量。

**对外劳务合作** 指以收取工资的形式向业主或承包商提供技术和劳动服务的活动。我国对外承包公司在境外开办的合营企业，中国公司同时又提供劳务的，其劳务部分也纳入劳务合作统计。劳务合作营业额按报告期内向雇主提交的结算数(包括工资、加班费和奖金等)统计。

**旅游人数** 包括入境国际旅游者人数、出境居民人数和国内旅游者人数。

(1)入境国际旅游者人数：指来中国参观、访问、旅行、探 亲、访友、休养、考察、参加会议和从事经济、科技、文化、教育、宗教等活动的外国人、华侨、港澳同胞和台湾同胞的人数。不包括外国在我国的常驻机构，如使领馆、通讯社、企业办事处的工作人员；来我国常住的外国专家、留学生以及在岸逗留不过夜人员。

(2)出境居民人数：指大陆居民因公务活动或私人事务短期出境的人数。公务活动出境居民人数包括在国际交通工具上的中国服务员工，因私出境居民人数不包括在国际交通工具上的中国服务员工。

(3)国内旅游者人数：指我国大陆居民和在我国常住 1 年以上的外国人、华侨、港澳台同胞离开常住地在境内其他地方的旅游设施内至少停留一夜，最长不超过 6 个月的人数。

**国际旅游(外汇)收入** 指入境旅游的外国人、华侨、港澳同胞和台湾同胞在中国大陆旅游过程中发生的一切旅游支出，对于国家来说就是国际旅游(外汇)收入。

**涉外饭店** 指经有关部门批准，允许接待外国人、华侨、港澳同胞和台湾同胞的饭店。

## Explanatory Notes on Main Statistical Indicators

**Total Imports and Exports at Customs** refer to the value of commodities imported into and exported from the boundary of China. They include the actual imports and exports through foreign trade, imported and exported goods under the processing and assembling trades and materials, supplies and gifts as aid given gratis between governments and by the United Nations and other international organizations, and contributions donated by overseas Chinese, compatriots in Hong Kong and Macao and Chinese with foreign citizenship, leasing commodities owned by tenant at the expiration of leasing period, the imported and exported commodities processed with imported materials, commodities trading in border areas(excluding mutual exchange goods), the imported and exported commodities and articles for public use of the Sino-foreign joint ventures, cooperative enterprises and ventures exclusively with foreign own investment. Also included are import or export of samples and advertising goods for whose CIF or FOB value are beyond the permitted ceiling (excluding goods of no trading or use value and free commodities for export), imported goods sold in China from bonded warehouses and other imported or exported goods. The indicator of the total imports and exports at customs can be used to observe the total size of external trade in a country. In accordance with the stipulation of the Chinese government, imports are calculated at CIF, while exports are calculated at FOB

**Utilization of Foreign Capital** refers to remittance, equipment and technology financed from abroad, by loans, foreign direct investment and other forms undertaken by the Chinese governments at all levels, by various departments, enterprises and other economic units.

**Foreign Borrowings** an important part of China utilization of foreign capital, it refer to funds borrowed from abroad through formal signing of borrowing agreements with foreign institutions, including loans of foreign governments, loans of international financial institutions, commercial loans of foreign banks, export credit, and funds raised by Chinese bonds (and shares before 1996) issued abroad.

**Direct Investment by Foreign Entrepreneurs** refers to the investments inside China by foreign enterprises and economic organizations or individuals (including overseas Chinese, compatriots from Hong Kong and Macao, and Chinese enterprises registered abroad), following the relevant policies and laws of China, for the establishment of ventures exclusively with foreign own investment, Sino-foreign joint ventures and cooperative enterprises or for co-operative exploration of resources with enterprises or economic organizations in China. It includes the re investment of the foreign entrepreneurs with the profits gained from the investment and the funds that enterprises borrow from abroad in the total investment of projects which are approved by the relevant department of the government.

**Other Investment by Foreign Entrepreneurs** refers to all forms of utilization of foreign capitals other than foreign borrowings and foreign direct investment. It includes the total value of stock shares in foreign currencies issued by enterprises at domestic or foreign stock exchanges (now mainly consisting of H shares issued at Hong Kong Security Market and B shares issued at domestic security markets), rent payable for the imported equipment through international leasing arrangement, cost of imported equipment, technology and materials provided by foreign counterparts in compensation trade and processing and assembly trade.

**Contracted Projects with Foreign Countries** refer to projects undertaken by Chinese contractors (project contracting companies) through bidding process. They include: (1) overseas civil engineering construction projects financed by foreign investors; (2) overseas projects financed by the Chinese government through its foreign aid programs; (3) construction projects of Chinese diplomatic missions, trade offices and other institutions stationed abroad; (4) construction projects in China financed by foreign investment; (5)sub-contracted projects to be taken by Chinese contractors through a joint umbrella project with foreign contractor's); (6)housing development projects. The business income from international contracted projects is the work volume of contracted projects completed during the reference period, expressed in monetary terms, including completed work on projects signed in previous years.

**Service Cooperation with Foreign Countries** refers to the activities of providing technology and labour services to employers or contractors in the forms of receiving salaries and wages. Labour services providing by contractual joint ventures of Chinese international contracting corporations should be included in the statistics of service co-operation with foreign countries. The business

income of labour service co-operation is the income in the form of wages and salaries, overtime pay, bonuses and other remuneration received from the employers during the reference period.

**Number of Tourists** include international tourists entering into China, Chinese residents going abroad and domestic tourists.


(1) International tourists refer to foreigners, overseas Chinese, Chinese compatriots from Hong Kong, Macao and Taiwan coming to China for sightseeing, visits, tours, family reunions, vacations, study tours, conferences and other activities of a business, scientific and technological, cultural, educational and religious nature. It does not include representatives and employees of resident institutions of foreign countries in China such as embassies, consulates, news agencies and offices of foreign companies and organizations, nor does it include long-term foreign experts or students residing in China, or persons in transition without spending a night in China.

(2) Chinese residents going abroad refer to Chinese residents going abroad for short terms for either public business or private purposes. Chinese employees working on international transport carriers are included in those going abroad for public business purpose, not in those for private purpose.


(3) Domestic tourists refer to residents of the mainland of China who stay for one night at least but no more than 6 months at tourist facilities in other places than their permanent residence within the territory of the mainland China, including foreigners, overseas Chinese and Chinese compatriots from Hong Kong, Macao and Taiwan who have resided in China for over one year.

**Foreign Exchange Earnings from International Tourism** refer to the total expenditures of foreigners, overseas Chinese, Chinese compatriots from Hong Kong, Macao and Taiwan during their stay in the mainland of China, which are earnings of foreign exchange from international tourism from the point of view from China.

**Tourist Hotels** refer to hotels that are able, with the approval of departments concerned, to accommodate foreigners, overseas Chinese, Chinese compatriots from Hong Kong, Macao and Taiwan Province.




財政收支總額 (億元)  
Total Financial Revenue and Expenditure




地方財政支出構成 (%)  
Composition of Local Financial Expenditure (%)

# 財政、金融和保險

## Finance, Banking and Insurance



居民儲蓄存款年底餘額 (萬元)  
Urban and Rural Savings Deposits (10000 Yuan)



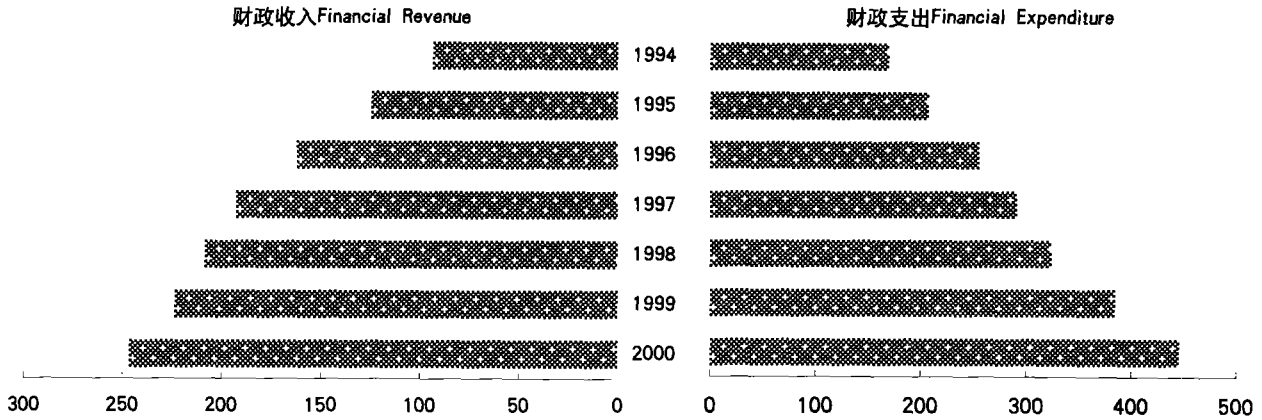
**编 辑：张树琼**

*Editor: Zhang Shuqiong*

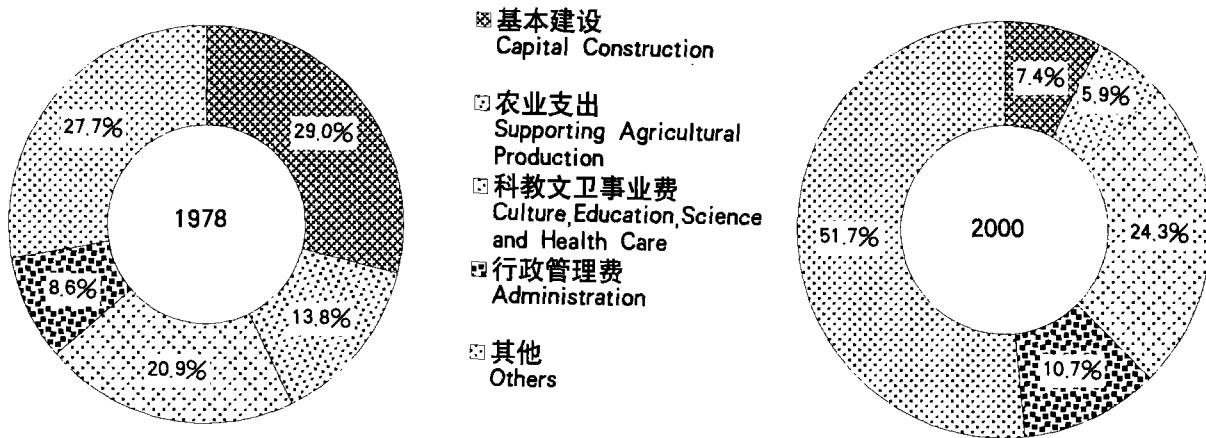
**英文翻译：张杰**

*English translator: Zhang Jie*

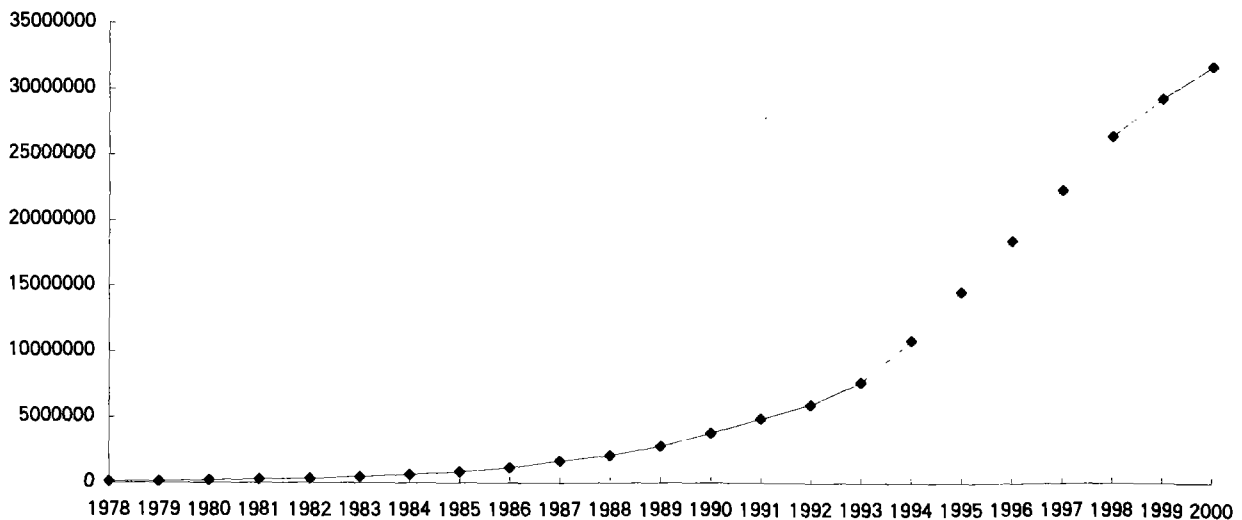
## 财政收支总额 (亿元) Total Financial Revenue and Expenditure



## 地方财政支出构成 (%) Composition of Local Financial Expenditure (%)



## 居民储蓄存款年底余额 (万元) Urban and Rural Savings Deposits (10000yuan)



## 16-1 历年地方财政收支总额

Total Financial Revenue and Expenditure of  
the Local Government over the Years

单位:亿元

(100 million yuan)

| 年份<br>Year | 总收入<br>Total Revenue | #企业收入<br>Revenue from Enterprises | #各项税收<br>Taxes | 总支出<br>Total Expenditures | #基本建设<br>Capital Construction | #支援农业生产和各项农业事业费<br>Supporting Agricultural Production and Operating Expenses | #文教、科学、卫生事业费<br>Culture Education Science & Health Care | #行政管理费<br>Government Administration |
|------------|----------------------|-----------------------------------|----------------|---------------------------|-------------------------------|--|---|-------------------------------------|
| 1950       | 2.73                 | 0.00                              | 2.71           | 0.48                      |                               | 0.04   | 0.05  | 0.28                                |
| 1951       | 3.59                 | 0.05                              | 3.48           | 0.84                      | 0.22                          | 0.03   | 0.09  | 0.32                                |
| 1952       | 4.39                 | 0.11                              | 4.13           | 1.66                      | 0.30                          | 0.04   | 0.24  | 0.46                                |
| 1953       | 5.07                 | 0.14                              | 4.63           | 2.39                      | 0.33                          | 0.06   | 0.97  | 0.66                                |
| 1954       | 6.76                 | 0.40                              | 5.74           | 2.82                      | 0.79                          | 0.09   | 0.90  | 0.70                                |
| 1955       | 6.86                 | 0.50                              | 5.90           | 2.93                      | 0.79                          | 0.13   | 0.94  | 0.71                                |
| 1956       | 6.94                 | 0.67                              | 5.90           | 4.47                      | 1.38                          | 0.23   | 1.19  | 0.97                                |
| 1957       | 7.35                 | 0.83                              | 6.11           | 4.35                      | 1.14                          | 0.23   | 1.30  | 0.88                                |
| 1958       | 14.16                | 5.01                              | 8.60           | 12.19                     | 8.42                          | 0.36   | 1.27  | 0.96                                |
| 1959       | 18.90                | 8.72                              | 10.03          | 15.05                     | 8.45                          | 1.39   | 1.51  | 1.15                                |
| 1960       | 17.34                | 7.17                              | 10.04          | 18.35                     | 9.40                          | 1.76   | 2.08  | 1.31                                |
| 1961       | 9.19                 | 2.82                              | 6.26           | 10.85                     | 1.40                          | 2.21   | 1.82  | 1.23                                |
| 1962       | 7.56                 | 0.85                              | 6.49           | 6.17                      | 0.93                          | 0.88   | 1.63  | 1.16                                |
| 1963       | 8.63                 | 1.99                              | 6.43           | 7.89                      | 1.44                          | 1.20   | 1.68  | 1.21                                |
| 1964       | 9.16                 | 2.31                              | 6.71           | 12.89                     | 2.40                          | 1.61   | 1.90  | 1.23                                |
| 1965       | 10.17                | 3.37                              | 6.66           | 9.43                      | 2.35                          | 0.90   | 1.91  | 1.19                                |
| 1966       | 12.73                | 5.22                              | 7.45           | 9.97                      | 2.43                          | 1.47   | 2.22  | 1.30                                |
| 1967       | 11.44                | 3.88                              | 7.53           | 8.87                      | 2.62                          | 1.06   | 2.27  | 1.24                                |
| 1968       | 9.42                 | 2.49                              | 6.89           | 7.92                      | 2.43                          | 0.91   | 2.02  | 1.35                                |
| 1969       | 13.51                | 5.08                              | 8.39           | 11.62                     | 5.29                          | 0.81   | 2.05  | 1.60                                |
| 1970       | 21.15                | 8.05                              | 13.04          | 14.39                     | 7.94                          | 0.81   | 2.17  | 1.48                                |
| 1971       | 25.44                | 11.66                             | 13.75          | 15.22                     | 6.84                          | 1.01   | 2.72  | 1.77                                |
| 1972       | 27.17                | 12.41                             | 14.74          | 15.75                     | 6.05                          | 1.34   | 3.26  | 1.91                                |
| 1973       | 23.81                | 7.96                              | 15.82          | 16.93                     | 5.77                          | 1.84   | 3.69  | 1.81                                |
| 1974       | 23.76                | 6.71                              | 17.04          | 18.28                     | 5.54                          | 2.36   | 4.03  | 1.92                                |
| 1975       | 23.06                | 4.92                              | 18.11          | 20.32                     | 5.22                          | 2.29   | 4.29  | 2.05                                |
| 1976       | 15.52                | -0.43                             | 15.92          | 21.87                     | 5.75                          | 2.28   | 4.40  | 1.96                                |
| 1977       | 22.62                | 0.91                              | 21.67          | 21.51                     | 5.07                          | 2.76   | 4.77  | 2.20                                |
| 1978       | 33.73                | 10.59                             | 23.04          | 27.67                     | 8.02                          | 3.83   | 5.77  | 2.39                                |
| 1979       | 33.68                | 10.02                             | 23.62          | 29.86                     | 6.14                          | 4.74   | 7.05  | 2.90                                |
| 1980       | 31.86                | 6.96                              | 24.86          | 26.74                     | 4.70                          | 3.45   | 8.31  | 3.45                                |
| 1981       | 34.23                | 4.42                              | 29.73          | 25.84                     | 2.62                          | 3.63   | 8.84  | 4.03                                |
| 1982       | 33.49                | 2.38                              | 30.96          | 29.81                     | 3.77                          | 3.94   | 9.83  | 4.34                                |
| 1983       | 36.49                | 5.63                              | 30.69          | 30.06                     | 3.08                          | 4.02   | 10.45   | 4.94                                |
| 1984       | 39.26                | 4.60                              | 34.54          | 36.79                     | 5.10                          | 4.19   | 11.83   | 6.35                                |
| 1985       | 48.93                | 3.67                              | 44.57          | 49.51                     | 5.65                          | 4.42   | 13.93   | 7.05                                |
| 1986       | 54.92                | 4.34                              | 49.71          | 69.20                     | 7.80                          | 5.10   | 15.78   | 8.00                                |
| 1987       | 63.15                | 5.57                              | 56.10          | 65.26                     | 5.40                          | 6.11   | 16.67   | 8.58                                |
| 1988       | 70.98                | 2.96                              | 65.09          | 76.22                     | 5.80                          | 7.51   | 19.47   | 11.34                               |
| 1989       | 80.97                | 2.64                              | 75.50          | 87.67                     | 5.24                          | 9.40   | 22.76   | 13.96                               |
| 1990       | 83.59                | -0.91                             | 78.85          | 89.53                     | 5.44                          | 9.33   | 24.54   | 11.61                               |
| 1991       | 91.36                | 0.52                              | 84.61          | 97.88                     | 5.47                          | 10.67  | 26.99   | 13.16                               |
| 1992       | 104.03               | 1.64                              | 95.41          | 116.49                    | 6.72                          | 11.58  | 33.22   | 17.24                               |
| 1993       | 139.20               | 4.10                              | 126.36         | 147.73                    | 8.10                          | 12.66  | 39.28   | 20.85                               |
| 1994       | (171.38)             |                                   |                |                           |                               |  |   |                                     |
|            | 93.35                | 11.39                             | 81.77          | 169.62                    | 8.96                          | 13.60  | 50.64   | 26.83                               |
| 1995       | 124.63               | 17.10                             | 103.45         | 207.28                    | 11.31                         | 15.60  | 58.30   | 31.89                               |
| 1996       | 162.06               | 20.32                             | 126.63         | 255.29                    | 12.91                         | 18.75  | 69.49   | 38.04                               |
| 1997       | 192.63               | 28.46                             | 152.09         | 290.84                    | 13.50                         | 20.09  | 75.43   | 36.90                               |
| 1998       | 208.20               | 26.23                             | 160.60         | 323.63                    | 15.50                         | 22.06  | 82.89   | 38.39                               |
| 1999       | 223.35               | 30.23                             | 176.12         | 384.32                    | 24.33                         | 23.77  | 95.57   | 42.31                               |
| 2000       | 246.47               | 41.37                             | 195.04         | 445.53                    | 32.80                         | 26.21  | 108.46  | 47.84                               |

注: 1. 财政收入1993年以前为分税制前老口径, 1994年以后为分税制后新口径, 括号内为分税制前老口径。

2. 1997年及以后年度财政收支包括“专项收支”(下同)。

a) Before 1993, government revenue is old statement before distributive taxation.

The date in parentheses is statement before distributive taxation.

b) From 1997 on, annual total government revenue and expenditures include special income and expenditure (the same as in the Following Table).

## 16-2 地方财政收入

## Financial Revenue of the Local Government

单位:万元

(10 000 yuan)

| 项 目<br>Item  | 1999                     |                            | 2000                     |                            |
|--|--------------------------|----------------------------|--------------------------|----------------------------|
|  | 绝对数<br>Absolute<br>Value | 比重(%)<br>Proportion<br>(%) | 绝对数<br>Absolute<br>Value | 比重(%)<br>Proportion<br>(%) |
| <b>收入总计</b><br>Total Revenue   | <b>2233508</b>           | <b>100.0</b>               | <b>2464694</b>           | <b>100.0</b>               |
| 增值税<br>Value-added Tax   | 367249                   | 16.4                       | 422382                   | 17.1                       |
| 营业税<br>Sales Tax   | 472152                   | 21.1                       | 481846                   | 19.5                       |
| 企业所得税<br>Enterprises' Income Tax   | 294666                   | 13.2                       | 396014                   | 16.1                       |
| 企业所得税退税<br>Drawback of Enterprise Income Tax                                   | -138                     |                            | -90                      |                            |
| 个人所得税<br>Individual Income Tax   | 108309                   | 4.8                        | 128764                   | 5.2                        |
| 资源税<br>Resources Tax   | 26064                    | 1.2                        | 24356                    | 1.0                        |
| 固定资产投资方向调节税<br>Direction Adjustment<br>Tax on Fixed Assets Investment          | 32924                    | 1.5                        | 18853                    | 0.8                        |
| 城市维护建设税<br>Tax on Urban Maintenance and Construction                           | 126949                   | 5.7                        | 136424                   | 5.5                        |
| 房产税<br>Tax on Real Estates   | 65064                    | 2.9                        | 67201                    | 2.7                        |
| 印花税<br>Stamp Tax   | 9254                     | 0.4                        | 10749                    | 0.4                        |
| 城镇土地使用税<br>Tax on the Use of Urban Land  | 20460                    | 0.9                        | 18045                    | 0.7                        |
| 土地增值税<br>Land Value Added Tax  | 582                      | 0.0                        | 530                      | 0.0                        |
| 车船使用税和牌照税<br>Tax on the Use of Vehicles and Ships                              | 5433                     | 0.2                        | 6212                     | 0.3                        |
| 屠宰税<br>Slaughter Tax   | 18952                    | 0.8                        | 21348                    | 0.9                        |
| 农业税<br>Agricultural Tax  | 80907                    | 3.6                        | 81285                    | 3.3                        |
| 农业特产税<br>Tax on Special Agricultural Products                                  | 96714                    | 4.3                        | 97672                    | 4.0                        |
| 牧业税<br>Tax on the Animal Husbandry   |                          |                            |                          |                            |
| 耕地占用税<br>Tax on The Occupancy of Cultivated Land                               | 15196                    | 0.7                        | 12244                    | 0.5                        |
| 契税<br>Contract Tax   | 20472                    | 0.9                        | 26601                    | 1.1                        |
| 国有资产经营收益<br>Stated-owned Assets Profit   | 28856                    | 1.3                        | 38386                    | 1.6                        |
| 国有企业计划亏损补贴<br>Planning Subsidies to Loss-suffering<br>Stated-owned Enterprises | -21099                   | -0.9                       | -20593                   | -0.8                       |
| 行政性收费收入<br>Income from Adiministr-ative Fees                                   | 125200                   | 5.6                        | 144797                   | 5.9                        |
| 罚没收入<br>Penalty and Confiscator Income   | 170499                   | 7.6                        | 190951                   | 7.7                        |
| 土地和海域有偿使用收入<br>Income on the Use of Land and Sea Area                          | 30450                    | 1.4                        | 526                      | 0.0                        |
| 专项收入<br>Expert Project Income  | 84518                    | 3.8                        | 95030                    | 3.9                        |
| 其他收入<br>Other Income   | 53875                    | 2.4                        | 65161                    | 2.6                        |



## 16-3 地方财政收入 (2000年)

## Financial Revenue of the Local Government (2000)

单位:万元

(10 000 yuan)

| 项 目<br>Item  | 合计<br>Total    | 合计             |               |               |                           |
|--|----------------|----------------|---------------|---------------|---------------------------|
|  |                | 省级<br>Province | 市级<br>City    | 县市级<br>County | 乡镇级<br>Town &<br>Township |
| <b>收入总计</b><br>Total Revenue   | <b>2464694</b> | <b>339325</b>  | <b>782884</b> | <b>731957</b> | <b>610528</b>             |
| 增值税<br>Value-added Tax   | 422382         | 12672          | 215729        | 122551        | 71430                     |
| 营业税<br>Operation Tax   | 481846         | 150896         | 130441        | 112971        | 87538                     |
| 企业所得税<br>Enterprises' Income Tax   | 396014         | 119624         | 97146         | 130257        | 48987                     |
| 企业所得税退税<br>Return for Enterprises' Income Tax                                  | -90            |                | -55           | -35           |                           |
| 个人所得税<br>Individual Income Tax   | 128764         | 260            | 30948         | 38185         | 59371                     |
| 资源税<br>Resources Tax   | 24356          |                | 6954          | 6704          | 10698                     |
| 固定资产投资方向调节税<br>Tax on the Adjustment of the Investment<br>in the Fixed Assets  | 18853          | 9432           | 7960          | 1192          | 269                       |
| 城市维护建设税<br>Tax on Town Maintenance and Construction                            | 136424         |                | 80341         | 45890         | 10193                     |
| 房产税<br>Tax on Real Estates   | 67201          |                | 38648         | 19709         | 8844                      |
| 印花税<br>Stamp Tax   | 10749          |                | 6509          | 2090          | 2150                      |
| 城镇土地使用税<br>Tax on the Use of Urban Land  | 18045          | 9030           | 5366          | 2793          | 856                       |
| 土地增值税<br>Land Value Added Tax  | 530            | 264            | 159           | 62            | 45                        |
| 车船使用税和牌照税<br>Tax on the Use of Vehicles and Ships                              | 6212           |                | 1457          | 1776          | 2979                      |
| 屠宰税<br>Slaughter Tax   | 21348          |                | 782           | 3496          | 17070                     |
| 筵席税<br>Banquet Tax   |                |                |               |               |                           |
| 农业税<br>Agricultural Tax  | 81285          |                | -152          | 8890          | 72547                     |
| 农业特产税<br>Tax on Special Agricultural Products                                  | 97672          |                | 113           | 3142          | 94417                     |
| 牧业税<br>Tax on the Animal Husbandry   |                |                |               |               |                           |
| 耕地占用税<br>Tax on The Occupancy of Cultivated Land                               | 12244          | 5839           | 1619          | 3555          | 1231                      |
| 契税<br>Contract Tax   | 26601          |                | 16324         | 4501          | 5776                      |
| 国有资产经营收益<br>Stated-owned Assets Profit   | 38386          |                | 22452         | 14183         | 1751                      |
| 国有企业计划亏损补贴<br>Planning Subsidies to Loss-suffering<br>Stated-owned Enterprises | -20593         | -4336          | -14061        | -2196         |                           |
| 行政性收费收入<br>Income from Adiministr-ative Fees                                   | 144797         | 13237          | 24536         | 50503         | 56521                     |
| 罚没收入<br>Penalty and Confiscator Income   | 190951         | 17239          | 44751         | 108494        | 20467                     |
| 土地和海域有偿使用收入<br>Income on the Use of Land and Sea Area                          | 526            | 41             | 157           | 328           |                           |
| 专项收入<br>Expert Project Income  | 95030          | 641            | 54172         | 35951         | 4266                      |
| 其他收入<br>Other Income   | 65161          | 4486           | 10588         | 16965         | 33122                     |

## 16-4 地方财政支出

## Financial Expenditure of the Local Government

单位:万元

(10 000 yuan)

| 项 目                 | Item  | 1999                     |                            | 2000                     |                            |
|---------------------|---|--------------------------|----------------------------|--------------------------|----------------------------|
|                     |   | 绝对数<br>Absolute<br>Value | 比重(%)<br>Proportion<br>(%) | 绝对数<br>Absolute<br>Value | 比重(%)<br>Proportion<br>(%) |
| <b>支出总计</b>         | <b>Total Expenditure</b>  | <b>3843157</b>           | <b>100.0</b>               | <b>4455295</b>           | <b>100.0</b>               |
| 基本建设支出              | Capital Construction  | 243332                   | 6.3                        | 327994                   | 7.4                        |
| #农林水等部门             | Operating Expenses of Agriculture,<br>Forestry & Water Conservancy                | 38831                    | 1.0                        | 71254                    | 1.6                        |
| 文教卫生等部门             | Operating Expenses of Culture, Education<br>& Public Health                       | 56127                    | 1.5                        | 57157                    | 1.3                        |
| 科学等部门               | Operating Expenses of Science Department  | 2057                     | 0.1                        | 548                      | 0.0                        |
| 企业挖潜改造资金            | Innovation Enterprises  | 138035                   | 3.6                        | 163141                   | 3.7                        |
| #工业部门               | Operating Expenses of Department of Industry                                      | 90355                    | 2.4                        | 111045                   | 2.5                        |
| 农林水等部门              | Operating Expenses of Agriculture,<br>Forestry & Water Conservancy                | 438                      | 0.0                        | 350                      | 0.0                        |
| 地质勘探费               | Geological Prospecting  | 5514                     | 0.1                        | 20310                    | 0.5                        |
| 科技三项费用              | Science and Technology Promotion  | 36005                    | 0.9                        | 39708                    | 0.9                        |
| 流动资金                | Circulating Funds   | 5019                     | 0.1                        | 3814                     | 0.1                        |
| 支援农村生产支出            | Supporting Agriculture Production   | 77311                    | 2.0                        | 76312                    | 1.7                        |
| #小型农田水利和<br>水土保持补助费 | Subsidies to Small-size Construction of Farmland<br>Water and Soil Conservation   | 37472                    | 1.0                        | 37608                    | 0.8                        |
| 农村农技推广和<br>植保补助费    | Subsidies of Agrotechnical<br>Popularization and Plant Protection                 | 3865                     | 0.1                        | 3782                     | 0.1                        |
| 农业综合开发支出            | Comprehensive Development of Agriculture  | 44769                    | 1.2                        | 45373                    | 1.0                        |
| 农林水利气象等<br>部门事业费    | Operating Expenses of Agriculture, Forestry,<br>Water Conservancy and Meteorology | 115618                   | 3.0                        | 140367                   | 3.2                        |
| #农业事业费              | Operating Expenses of Department of Agriculture                                   | 31692                    | 0.8                        | 33466                    | 0.8                        |
| 畜牧事业费               | Operating Expenses of Department of<br>the Animal Husbandry                       | 12921                    | 0.3                        | 13874                    | 0.3                        |
| 农机事业费               | Operating Expenses of Agricultural Machinery                                      | 12732                    | 0.3                        | 13337                    | 0.3                        |
| 林业事业费               | Operating Expenses of Forestry  | 14668                    | 0.4                        | 15558                    | 0.3                        |
| 水利事业费               | Operating Expenses<br>of Water Conservancy  | 27250                    | 0.7                        | 38198                    | 0.9                        |
| 工业交通等部门事业费          | Operating Expenses of Department of<br>Industry & Transportation                  | 18255                    | 0.5                        | 35940                    | 0.8                        |
| 流通部门事业费             | Operating Expenses of Department of Commerce                                      | 4130                     | 0.1                        | 5190                     | 0.1                        |
| 文体、广播事业费            | Operating Expenses of Department of Culture,<br>Sport & Broadcasting              | 102222                   | 2.7                        | 114886                   | 2.6                        |
| #文化事业费              | Operating Expenses of Culture   | 16874                    | 0.4                        | 19517                    | 0.4                        |
| 教育事业费               | Operating Expenses of Education   | 676289                   | 17.6                       | 773334                   | 17.4                       |
| 科学事业费               | Operating Expenses of Department of Science                                       | 21729                    | 0.6                        | 23362                    | 0.5                        |
| 卫生经费                | Public Health   | 155451                   | 4.0                        | 172990                   | 3.9                        |
| 税务等部门事业费            | Operating Expenses of Tax, etc.   | 180508                   | 4.7                        | 208574                   | 4.7                        |
| 抚恤和社会福利救济费          | Pensions and Relief Funds for Social Welfare                                      | 82046                    | 2.1                        | 101567                   | 2.3                        |
| 行政事业单位离退休经费         | Retired Persons in Administrative Department                                      | 217612                   | 5.7                        | 259003                   | 5.8                        |
| 社会保障补助支出            | Expenditure on Subsidies to Social Security Programs                              | 128192                   | 3.3                        | 270557                   | 6.1                        |
| 国防支出                | National Defense  | 1375                     | 0.0                        | 1485                     | 0.0                        |
| 行政管理费               | Government Administration   | 423084                   | 11.0                       | 478380                   | 10.7                       |
| 外交外事支出              | Foreign Affairs   | 566                      | 0.0                        | 820                      | 0.0                        |
| 公检法司支出              | Public Security Agency, Procuratorial Agency<br>and Court of Justice              | 280521                   | 7.3                        | 315271                   | 7.1                        |
| 城市维护费               | City Maintenance  | 150498                   | 3.9                        | 159194                   | 3.6                        |
| 政策性补贴支出             | Price Subsidies   | 310011                   | 8.1                        | 310106                   | 7.0                        |
| 支援不发达地区支出           | Supporting Underdeveloped Areas   | 62568                    | 1.6                        | 63486                    | 1.4                        |
| 海域开发建设和场地使用费支出      | Developing Land and Sea Area  | 21136                    | 0.5                        | 774                      | 0.0                        |
| 专项支出                | Special Items   | 75265                    | 2.0                        | 89136                    | 2.0                        |
| 其他支出类               | Other Expenditure   | 266096                   | 6.9                        | 254221                   | 5.7                        |

## 16-5 地方财政支出 (2000年)

## Financial Expenditure of the Local Government (2000)

单位:万元

(10 000 yuan)

| 项 目            | Item  | 合计             |                |                |                |                           |
|----------------|---|----------------|----------------|----------------|----------------|---------------------------|
|                |   | Total          | 省级<br>Province | 市级<br>City     | 县市级<br>County  | 乡镇级<br>Town &<br>Township |
| <b>支 出 总 计</b> | <b>Total Expenditure</b>  | <b>4455295</b> | <b>1191746</b> | <b>1158337</b> | <b>1337380</b> | <b>767832</b>             |
| 基本建设支出         | Capital Construction  | 327994         | 221542         | 79632          | 23474          | 3346                      |
| 企业挖潜改造资金       | Innovation Enterprises  | 163141         | 39073          | 85922          | 31591          | 6555                      |
| 地质勘探费          | Geological Prospecting  | 20310          | 20310          |                |                |                           |
| 科技三项费用         | Science and Technology Promotion  | 39708          | 10144          | 10969          | 17037          | 1558                      |
| 流动资金           | Circulating Funds   | 3814           |                | 3814           |                |                           |
| 支援农村生产支出       | Supporting Agriculture Production   | 76312          | 3806           | 14813          | 44581          | 13112                     |
| 农业综合开发支出       | Comprehensive Development of Agriculture  | 45373          | 20786          | 5753           | 13990          | 4844                      |
| 农林水利气象等部门事业费   | Operating Expenses of Agriculture, Forestry,<br>Water Conservancy and Meteorology | 140367         | 13776          | 39947          | 67548          | 19096                     |
| 工业交通等部门事业费     | Operating Expenses of Department of Industry<br>& Transportation                  | 35940          | 22211          | 6534           | 7094           | 101                       |
| 流通部门事业费        | Operating Expenses of Department of Commerce                                      | 5190           | 1953           | 2073           | 1164           |                           |
| 文体广播事业费        | Operating Expenses of Department of Culture,<br>Sport & Broadcasting              | 114886         | 19475          | 33051          | 50317          | 12043                     |
| 教育事业费          | Operating Expenses of Education   | 773334         | 121674         | 102157         | 172218         | 377285                    |
| 科学事业费          | Operating Expenses of Department of Science                                       | 23362          | 12406          | 7230           | 3695           | 31                        |
| 卫生经费           | Public Health   | 172990         | 26409          | 60177          | 72181          | 14223                     |
| 税务等部门事业费       | Operating Expenses of Department of Tax, etc.                                     | 208574         | 85201          | 49820          | 51579          | 21974                     |
| 抚恤和社会福利救济费     | Pensions and Relief Funds for Social Welfare                                      | 101567         | 3940           | 22339          | 55243          | 20045                     |
| 行政事业单位离退休经费    | Retired Persons in Administrative Department                                      | 259003         | 39519          | 61428          | 88765          | 69291                     |
| 社会保障补助支出       | Expenditure on Subsidies to Social<br>Security Programs                           | 270557         | 103237         | 105775         | 60838          | 707                       |
| 国防支出           | National Defense  | 1485           | 1450           |                | 35             |                           |
| 行政管理费          | Government Administration   | 478380         | 18656          | 104597         | 221093         | 134034                    |
| 外交外事支出         | Foreign Affairs   | 820            | 412            | 272            | 136            |                           |
| 公检法司支出         | Public Security Agency, Procuratorial<br>Agency and Court of Justice              | 315271         | 45054          | 122605         | 144220         | 3392                      |
| 城市维护费          | City Maintenance  | 159194         |                | 100443         | 51389          | 7362                      |
| 政策性补贴支出        | Price Subsidies   | 310106         | 277309         | 16443          | 16101          | 253                       |
| 支援不发达地区支出      | Supporting Underdeveloped Areas   | 63486          | 49593          | 2838           | 6949           | 4106                      |
| 海域开发建设和场地使用费支出 | Developing Land and Sea Area  | 774            | 20             | 310            | 444            |                           |
| 专项支出           | Special Items   | 89136          | 1900           | 46500          | 37081          | 3655                      |
| 其他支出类          | Other Expenditure   | 254221         | 31890          | 72895          | 98617          | 50819                     |

## 16-6 用于农业的财政支出

## Government Expenditure For Agriculture

单位: 万元

(10 000 yuan)

| 年 份<br>Year | 合 计    |  | 支援农业<br>生产和各项<br>农业事业费<br>Supporting<br>Agricultural<br>Production and<br>Agricultural<br>Operating<br>Expenses | 农业基本<br>建设支出<br>Expenditure<br>for Capital<br>Construction | 农业科技<br>三项费用<br>Science &<br>Technology<br>Promotion<br>Funds | 农村救济费<br>Rural Relief<br>Funds | 其他<br>Others |
|-------------|--------|--|---|--|---|--------------------------------|--------------|
|             | Total  | 占财政支出<br>总计的%<br>Percentage<br>to Total<br>Government<br>Expenditure |   |  |   |                                |              |
| 1978        | 42864  | 15.5   | 38297   | 1877   | 130   | 873                            | 1687         |
| 1979        | 53637  | 18.0   | 47441   | 3402   | 188   | 826                            | 1780         |
| 1980        | 47560  | 17.8   | 34533   | 11006  | 179   | 961                            | 881          |
| 1981        | 43549  | 16.9   | 36260   | 4950   | 155   | 1043                           | 1141         |
| 1982        | 46767  | 15.7   | 39400   | 5523   | 201   | 1060                           | 583          |
| 1983        | 48301  | 16.1   | 40200   | 3835   | 319   | 988                            | 2959         |
| 1984        | 49767  | 13.5   | 41918   | 3599   | 329   | 1141                           | 2780         |
| 1985        | 51078  | 10.3   | 44205   | 5599   | 319   | 934                            | 21           |
| 1986        | 60045  | 8.7  | 51042   | 6644   | 342   | 828                            | 1189         |
| 1987        | 69765  | 10.7   | 61129   | 6356   | 677   | 760                            | 843          |
| 1988        | 87213  | 11.4   | 75067   | 9602   | 789   | 793                            | 962          |
| 1989        | 109388 | 12.5   | 94025   | 13349  | 1064  | 881                            | 69           |
| 1990        | 108267 | 12.1   | 93301   | 12558  | 1211  | 888                            | 309          |
| 1991        | 122576 | 12.5   | 106745  | 13053  | 1051  | 817                            | 910          |
| 1992        | 133806 | 11.5   | 115791  | 13898  | 1346  | 870                            | 1901         |
| 1993        | 144382 | 9.8  | 126627  | 12384  | 745   | 1006                           | 3620         |
| 1994        | 152045 | 9.0  | 136008  | 12587  | 902   | 1122                           | 1426         |
| 1995        | 176942 | 8.5  | 156000  | 15552  | 1601  | 1025                           | 2764         |
| 1996        | 212437 | 8.3  | 187500  | 18282  | 3585  | 1239                           | 1831         |
| 1997        | 235878 | 8.1  | 200900  | 21584  | 5259  | 1207                           | 6928         |
| 1998        | 258806 | 8.0  | 220570  | 28919  | 5665  | 1745                           | 1907         |
| 1999        | 285610 | 7.4  | 237698  | 38831  | 6896  | 1747                           | 438          |
| 2000        | 343812 | 7.7  | 262052  | 71254  | 8198  | 1958                           | 350          |

## 16-7 用于科学研究的财政支出

## Government Expenditure on Scientific Research

单位: 万元

(10 000 yuan)

| 年 份<br>Year | 合 计<br>Total | 科技三项费用<br>Expense<br>on S&T<br>Promotion | 科学事业费<br>Operating<br>Expenses for<br>Sciences | 科研基建费<br>Expenses<br>for Capital<br>Construction of<br>S&T Institutes | 其他科研事业费<br>Other S&T<br>Operating<br>Expenses |
|-------------|--------------|--|--|---|---|
| 1978        | 4304         | 2008                                     | 726  | 154   | 1416  |
| 1979        | 5269         | 2411                                     | 838  | 309   | 1711  |
| 1980        | 5937         | 1949                                     | 960  | 567   | 2461  |
| 1981        | 6050         | 1781                                     | 1425   | 387   | 2457  |
| 1982        | 6652         | 1915                                     | 1441   | 667   | 2629  |
| 1983        | 9133         | 3732                                     | 1473   | 661   | 3267  |
| 1984        | 10762        | 4264                                     | 1994   | 956   | 3548  |
| 1985        | 11585        | 4746                                     | 2409   | 719   | 3711  |
| 1986        | 13096        | 6388                                     | 2478   | 648   | 3582  |
| 1987        | 11755        | 5589                                     | 5845   | 321   |   |
| 1988        | 13502        | 6763                                     | 6175   | 564   |   |
| 1989        | 14852        | 7382                                     | 7196   | 274   |   |
| 1990        | 15317        | 7483                                     | 7592   | 242   |   |
| 1991        | 16957        | 8133                                     | 8417   | 407   |   |
| 1992        | 19266        | 8502                                     | 10004  | 760   |   |
| 1993        | 20135        | 9156                                     | 10272  | 707   |   |
| 1994        | 25381        | 10123                                    | 12868  | 2390  |   |
| 1995        | 32412        | 13974                                    | 14983  | 3455  |   |
| 1996        | 37493        | 20260                                    | 16743  | 490   |   |
| 1997        | 45179        | 27715                                    | 16961  | 503   |   |
| 1998        | 50500        | 28782                                    | 19968  | 1750  |   |
| 1999        | 60071        | 36005                                    | 21729  | 2057  | 280   |
| 2000        | 68618        | 39708                                    | 23362  | 548   | 5000  |

## 16-8 用于抚恤和社会福利的财政支出

## Government Expenditure for Pensions and Social Welfare

单位: 万元

(10 000 yuan)

| 年 份<br>Year | 合 计<br>Total | 抚 恤 支 出<br>Pension for<br>Handicapped and<br>Bereaved Families | 军队移交地方<br>安置的离退<br>休人员费用<br>Pension for<br>Retires Transferred<br>from Army | 社会救济福利费<br>Social Welfare<br>and Relief<br>Funds | 救灾支出<br>Expenses<br>on Disaster<br>Relief | 其 他<br>Others |
|-------------|--------------|--|---|--|---|---------------|
| 1978        | 14346        | 3034   |   | 1990   | 9322                                      |               |
| 1979        | 19390        | 3641   |   | 1922   | 13827                                     |               |
| 1980        | 12676        | 4199   |   | 2366   | 6111                                      |               |
| 1981        | 11548        | 4049   | 538   | 2562   | 4399                                      |               |
| 1982        | 13780        | 3678   | 611   | 2254   | 7213                                      | 24            |
| 1983        | 14914        | 4077   | 621   | 2403   | 7813                                      |               |
| 1984        | 12840        | 4467   | 785   | 3071   | 4517                                      |               |
| 1985        | 19260        | 4816   | 1151  | 2981   | 9709                                      | 603           |
| 1986        | 21581        | 5895   | 1556  | 2983   | 10457                                     | 690           |
| 1987        | 23096        | 6322   | 1771  | 3014   | 11055                                     | 934           |
| 1988        | 21722        | 7226   | 2235  | 3125   | 7947                                      | 1189          |
| 1989        | 27403        | 10753  | 2705  | 3556   | 8803                                      | 1586          |
| 1990        | 24752        | 11486  | 2790  | 3851   | 4958                                      | 1667          |
| 1991        | 28057        | 12581  | 2968  | 3930   | 6466                                      | 2112          |
| 1992        | 34392        | 12813  | 3712  | 4405   | 10828                                     | 2634          |
| 1993        | 34485        | 14118  | 3973  | 5396   | 4439                                      | 6559          |
| 1994        | 44669        | 16257  | 5777  | 6177   | 5209                                      | 11249         |
| 1995        | 54138        | 19080  | 6419  | 6979   | 7345                                      | 14315         |
| 1996        | 58055        | 22409  | 4542  | 8631   | 5009                                      | 17464         |
| 1997        | 64744        | 25220  | 5865  | 10616  | 13637                                     | 9406          |
| 1998        | 66446        | 27739  | 6798  | 9899   | 10544                                     | 11466         |
| 1999        | 82046        | 36726  | 8060  | 11498  | 14233                                     | 11529         |
| 2000        | 101567       | 43229  | 10144   | 14032  | 23192                                     | 10970         |

## 16-9 各市财政收入 (2000年)

## Financial Revenue of the Local Government by City(2000 )

单位:万元

(10 000 yuan)

| 市<br>City         | 合计<br>Total | 增值税<br>Value-added<br>Tax | 营业税<br>Operation<br>Tax | 个人所得税<br>Individual<br>Income Tax |
|-------------------|-------------|---------------------------|-------------------------|-----------------------------------|
| 郑州市 Zhengzhou     | 436280      | 89044                     | 95041                   | 34122                             |
| 开封市 Kaifeng       | 82588       | 9377                      | 13753                   | 3948                              |
| 洛阳市 Luoyang       | 211951      | 43307                     | 36737                   | 12536                             |
| 平顶山市 Pingdingshan | 108370      | 28896                     | 16528                   | 5277                              |
| 安阳市 Anyang        | 121277      | 38553                     | 16700                   | 6962                              |
| 鹤壁市 Hebi          | 32485       | 8085                      | 4571                    | 1335                              |
| 新乡市 Xinxiang      | 119296      | 22278                     | 14679                   | 5969                              |
| 焦作市 Jiaozuo       | 103696      | 26386                     | 11478                   | 4544                              |
| 濮阳市 Puyang        | 80941       | 21809                     | 11861                   | 5683                              |
| 许昌市 Xuchang       | 86974       | 18646                     | 11372                   | 4130                              |
| 漯河市 Luohe         | 56778       | 10987                     | 7003                    | 3704                              |
| 三门峡市 Sanmenxia    | 80162       | 14498                     | 11316                   | 6975                              |
| 南阳市 Nanyang       | 175152      | 29210                     | 23261                   | 7669                              |
| 商丘市 Shangqiu      | 85114       | 9896                      | 12253                   | 4421                              |
| 信阳市 Xinyang       | 93596       | 8560                      | 15647                   | 5151                              |
| 周口市 Zhoukou       | 110480      | 12539                     | 12081                   | 8172                              |
| 驻马店市 Zhumadian    | 118278      | 12020                     | 12917                   | 6945                              |
| 济源市 Jiyuan        | 21951       | 5619                      | 3752                    | 961                               |

| 市<br>City         | 城市维护<br>建设税<br>Tax on Town<br>Maintenance<br>and<br>Construction | 农业五税<br>The Five<br>Tax On<br>Agricultural | 企业收入<br>Revenue from<br>Enterprises | 其他<br>各项收入<br>Other<br>Revenue |
|-------------------|--|--|-------------------------------------|--------------------------------|
| 郑州市 Zhengzhou     | 38648  | 17115                                      | 65694                               | 96616                          |
| 开封市 Kaifeng       | 2927   | 8018                                       | 7047                                | 37518                          |
| 洛阳市 Luoyang       | 15297  | 9759                                       | 29092                               | 65223                          |
| 平顶山市 Pingdingshan | 7714   | 6456                                       | 16237                               | 27262                          |
| 安阳市 Anyang        | 10451  | 8319                                       | 13279                               | 27013                          |
| 鹤壁市 Hebi          | 2023   | 1794                                       | 4522                                | 10155                          |
| 新乡市 Xinxiang      | 4969   | 5932                                       | 35936                               | 29533                          |
| 焦作市 Jiaozuo       | 6220   | 6141                                       | 21922                               | 27005                          |
| 濮阳市 Puyang        | 8546   | 4221                                       | 3467                                | 25354                          |
| 许昌市 Xuchang       | 7084   | 8847                                       | 13278                               | 23617                          |
| 漯河市 Luohe         | 2781   | 7033                                       | 16158                               | 9112                           |
| 三门峡市 Sanmenxia    | 4222   | 10413                                      | 13736                               | 19002                          |
| 南阳市 Nanyang       | 9763   | 29575                                      | 16449                               | 59225                          |
| 商丘市 Shangqiu      | 2889   | 18521                                      | 7991                                | 29143                          |
| 信阳市 Xinyang       | 2811   | 20017                                      | 4496                                | 36914                          |
| 周口市 Zhoukou       | 3561   | 26378                                      | 15907                               | 31842                          |
| 驻马店市 Zhumadian    | 5057   | 22241                                      | 9143                                | 49955                          |
| 济源市 Jiyuan        | 1461   | 1183                                       | 4075                                | 4900                           |

## 16-10 各市财政支出 (2000年)

## Financial Expenditure of the Local Government by City (2000)

单位:万元

(10 000 yuan)

| 市<br>City         | 合计<br>Total | 基本建设<br>支出<br>Capital<br>Construction | 支援农村<br>生产支出<br>Supporting<br>Agriculture<br>Production | 农林水气<br>事业费支出<br>Operating Expenses<br>of Agriculture,<br>Forestry, Water<br>Conservancy and<br>Meteorology | 教育<br>事业费<br>Operating<br>Expenses of<br>Education |
|-------------------|-------------|---------------------------------------|---|---|--|
| 郑州市 Zhengzhou     | 489736      | 32943                                 | 8031  | 11849   | 65948  |
| 开封市 Kaifeng       | 151837      | 1196                                  | 2445  | 5675  | 29476  |
| 洛阳市 Luoyang       | 286875      | 13372                                 | 5605  | 12202   | 48252  |
| 平顶山市 Pingdingshan | 170428      | 883                                   | 5022  | 6591  | 31478  |
| 安阳市 Anyang        | 208117      | 11904                                 | 3633  | 7643  | 40957  |
| 鹤壁市 Hebi          | 57865       | 1887                                  | 1845  | 1433  | 10361  |
| 新乡市 Xinxiang      | 183871      | 2381                                  | 4202  | 6371  | 40117  |
| 焦作市 Jiaozuo       | 151829      | 7158                                  | 3020  | 5203  | 24136  |
| 濮阳市 Puyang        | 145174      | 11824                                 | 3330  | 4781  | 25769  |
| 许昌市 Xuchang       | 131142      | 2350                                  | 2613  | 5449  | 27761  |
| 漯河市 Luohe         | 93215       | 4751                                  | 1756  | 4937  | 16897  |
| 三门峡市 Sanmenxia    | 116946      | 2897                                  | 5065  | 6993  | 22682  |
| 南阳市 Nanyang       | 279116      | 1130                                  | 8156  | 12508   | 64171  |
| 商丘市 Shangqiu      | 166969      | 1734                                  | 3249  | 6031  | 41966  |
| 信阳市 Xinyang       | 199927      | 1992                                  | 4780  | 8758  | 58310  |
| 周口市 Zhokou        | 205348      | 2623                                  | 5306  | 10280   | 49724  |
| 驻马店市 Zhumadian    | 193509      | 4252                                  | 3859  | 8083  | 46390  |
| 济源市 Jiyuan        | 31645       | 1175                                  | 589   | 1804  | 7265   |

| 市<br>City         | 社会保障补助支出<br>Expenditure on<br>Subsidies to Social<br>Security Programs | 行政管理费<br>Government<br>Administration | 公检法司支出<br>Public Security Agency,<br>Procuratorial Agency<br>and Court of Justice | 其他各项支出<br>Other<br>Expenditure |
|-------------------|--|---------------------------------------|---|--------------------------------|
| 郑州市 Zhengzhou     | 24412  | 54984                                 | 52488   | 239081                         |
| 开封市 Kaifeng       | 14491  | 22941                                 | 11377   | 64236                          |
| 洛阳市 Luoyang       | 17700  | 36219                                 | 21945   | 131580                         |
| 平顶山市 Pingdingshan | 8372   | 24330                                 | 16046   | 77706                          |
| 安阳市 Anyang        | 16315  | 24996                                 | 16945   | 85724                          |
| 鹤壁市 Hebi          | 5432   | 8748                                  | 6275  | 21884                          |
| 新乡市 Xinxiang      | 10333  | 28042                                 | 12870   | 79555                          |
| 焦作市 Jiaozuo       | 7995   | 21375                                 | 12633   | 70309                          |
| 濮阳市 Puyang        | 4635   | 19820                                 | 11630   | 63385                          |
| 许昌市 Xuchang       | 6335   | 20346                                 | 12210   | 54078                          |
| 漯河市 Luohe         | 3645   | 13059                                 | 5821  | 42349                          |
| 三门峡市 Sanmenxia    | 4935   | 13412                                 | 8495  | 52467                          |
| 南阳市 Nanyang       | 8982   | 40430                                 | 20528   | 123211                         |
| 商丘市 Shangqiu      | 7676   | 29188                                 | 14437   | 62688                          |
| 信阳市 Xinyang       | 11433  | 32106                                 | 15011   | 67537                          |
| 周口市 Zhokou        | 6502   | 38472                                 | 14366   | 78075                          |
| 驻马店市 Zhumadian    | 7137   | 27572                                 | 15276   | 80940                          |
| 济源市 Jiyuan        | 990  | 3684                                  | 1864  | 14274                          |



## 16-11 地方预算外资金收支情况

## Extra-Budgetary Revenue and Expenditure of the Local Government

单位: 万元

(10 000 yuan)

| 项 目            | Item   | 1999           | 2000           |
|----------------|--|----------------|----------------|
| <b>收入合计</b>    | <b>Total</b>   | <b>1708549</b> | <b>1681121</b> |
| 行政事业性收费收入      | Revenue of Administrative and Institutional Units          | 1262683        | 1268279        |
| 政府性基金(资金、附加)收入 | Revenue of Government Fund                                 | 67489          | 60924          |
| 主管部门集中收入       | Concentrate Revenue of Department Responsible for the Work | 16138          | 16322          |
| 乡镇自筹、统筹资金      | Revenue form Fundraising Programs of Township Governments  | 280006         | 237678         |
| 其他收入           | Other Income   | 82233          | 97918          |
| <b>支出合计</b>    | <b>Total</b>   | <b>1591828</b> | <b>1600981</b> |
| 行政事业支出         | Operating and Administrative Expenses                      | 902196         | 1007172        |
| 基本建设支出         | Capital Construction                                       | 313825         | 103101         |
| 城市维护支出         | Expenditure for City Maintenance                           | 19961          | 17026          |
| 乡镇自筹、统筹支出      | Expenditure by Township Governments                        | 263027         | 220502         |
| 其他支出           | Other Expenses   | 92819          | 253180         |

## 16-12 金融机构综合信贷收支情况(年底数)

## Cash Income and Expenditures of Financial Institution (Year-end)

单位: 亿元

(100 million yuan)

| 项 目           | Item   | 1990          | 1995           | 1999           | 2000           |
|---------------|--|---------------|----------------|----------------|----------------|
| <b>资金来源总计</b> | <b>All Sources</b>   | <b>789.37</b> | <b>2469.82</b> | <b>4353.16</b> | <b>4531.20</b> |
| 各项存款          | Deposits   | 593.96        | 2131.69        | 4198.10        | 4753.41        |
| 企业存款          | Deposits of Enterprises  | 120.86        | 524.66         | 990.69         | 1207.41        |
| 财政存款          | Treasury Deposits  | 10.33         | 16.51          | 39.00          | 46.58          |
| 机关团体部队存款      | Deposits of Government Agencies and Organizations  | 24.60         | 24.65          | 47.56          | 63.30          |
| 城镇储蓄存款        | Urban Savings Deposits   | 270.07        | 1116.74        | 2239.62        | 2373.87        |
| 农户储蓄存款        | Rural Savings Deposits   | 106.03        | 339.60         | 700.46         | 808.21         |
| 农业存款          | Agricultural Deposits  | 14.09         | 33.57          | 46.47          | 61.19          |
| 信托存款          | Trusted Deposits   | 16.04         | 47.51          | 10.25          | 12.27          |
| 委托存款          | Commission Deposits  |               |                | 20.17          | -6.89          |
| 其他存款          | Other Deposits   | 31.94         | 28.44          | 103.88         | 187.47         |
| 债券            | Bonds  | 2.71          | 0.34           | 0.22           | 0.02           |
| 证券业务款项        | Funds of Securities Operation  |               | 15.21          | 18.72          | 21.93          |
| 呆账准备金         | Preparatory Money for Bad Debt   |               | 11.91          |                |                |
| 所有者权益         | Creditors' Equity  | 76.31         | 145.76         | -87.26         | -143.29        |
| 其他            | Others   | 116.39        | 164.91         | 223.38         | -100.87        |
| <b>资金运用总计</b> | <b>All Uses</b>  | <b>789.37</b> | <b>2469.82</b> | <b>4353.16</b> | <b>4531.20</b> |
| 各项贷款          | Loans  | 773.04        | 2170.17        | 4179.51        | 4356.94        |
| 工业贷款          | Industrial Loans   | 201.27        | 417.29         | 753.71         | 729.39         |
| 商业贷款          | Commercial Loans   | 295.80        | 658.84         | 1175.41        | 1120.63        |
| 建筑业贷款         | Construction Loans   | 12.56         | 30.01          | 31.75          | 28.53          |
| 私营企业及个人贷款     | Loans to Private Enterprises and Individuals   | 4.36          | 13.16          | 18.69          | 12.55          |
| 乡镇企业贷款        | Loans to Township Enterprises  | 54.13         | 167.36         | 266.85         | 288.50         |
| 三资企业贷款        | Loans to Sino-foreign Joint Venture and Cooperative Enterprises and Foreign-funded Enterprises |               | 23.40          | 50.43          | 52.42          |
| 农业贷款          | Agricultural Loans   | 88.42         | 168.56         | 465.47         | 500.67         |
| 中长期贷款         | Medium-term & Long-term Loans  | 73.72         | 342.44         | 822.91         | 905.95         |
| 信托贷款          | Credit Loans   | 22.48         | 45.97          | 5.36           | 6.16           |
| 委托贷款          | Commission Loans   |               |                | 14.63          | 13.05          |
| 其他贷款          | Other Loans  | 20.30         | 303.14         | 574.30         | 699.09         |
| 有价证券及投资       | Securities & Investment  | 10.82         | 128.66         | 51.94          | 71.42          |
| 外汇占款          | Purchase of Foreign Exchanges  | 1.59          | 0.63           | 1.38           | 0.52           |
| 金银占款          | Purchase of Gold & Silver  | 3.92          | 9.78           | 26.04          | 17.87          |
| 其他            | Others   |               | 160.58         | 94.29          | 84.45          |

16-13 各市金融机构存款年底余额  
Deposits of Financial Institution by City

单位: 万元

(10 000 yuan)

| 市<br>City         | 1999    | 1999                                |                               |                                   | 2000     | 2000                                |                               |                                   |
|-------------------|---------|-------------------------------------|-------------------------------|-----------------------------------|----------|-------------------------------------|-------------------------------|-----------------------------------|
|                   |         | #企业存款<br>Deposits of<br>Enterprises | #财政存款<br>Treasury<br>Deposits | #农业存款<br>Agricultural<br>Deposits |          | #企业存款<br>Deposits of<br>Enterprises | #财政存款<br>Treasury<br>Deposits | #农业存款<br>Agricultural<br>Deposits |
| 郑州市 Zhengzhou     | 9936047 | 4041902                             | 143814                        | 139646                            | 12153783 | 5130954                             | 206029                        | 176464                            |
| 开封市 Kaifeng       | 1475624 | 267186                              | 9476                          | 16881                             | 1752297  | 291353                              | 11968                         | 21978                             |
| 洛阳市 Luoyang       | 3991933 | 1044638                             | 25412                         | 49587                             | 4546691  | 1278545                             | 17062                         | 61513                             |
| 平顶山市 Pingdingshan | 1770554 | 320394                              | 13363                         | 35068                             | 1873032  | 356548                              | 11178                         | 57583                             |
| 安阳市 Anyang        | 2784042 | 390787                              | 20488                         | 26944                             | 3066193  | 557182                              | 18599                         | 30690                             |
| 鹤壁市 Hebi          | 633125  | 86263                               | 2059                          | 3785                              | 657812   | 108233                              | 3302                          | 6475                              |
| 新乡市 Xinxiang      | 2639382 | 440542                              | 56188                         | 18390                             | 2886979  | 504807                              | 49472                         | 30180                             |
| 焦作市 Jiaozuo       | 1954988 | 321056                              | 12298                         | 13362                             | 2098582  | 352786                              | 9680                          | 19902                             |
| 濮阳市 Puyang        | 1718307 | 251066                              | 7725                          | 4535                              | 1857848  | 356626                              | 8995                          | 8629                              |
| 许昌市 Xuchang       | 1528905 | 253216                              | 7284                          | 13542                             | 1683160  | 268722                              | 9207                          | 13284                             |
| 漯河市 Luohe         | 1115947 | 168560                              | 10822                         | 5053                              | 1197422  | 190057                              | 9953                          | 6786                              |
| 三门峡市 Sanmenxia    | 1333827 | 225182                              | 6688                          | 12398                             | 1334255  | 249589                              | 7183                          | 11856                             |
| 南阳市 Nanyang       | 2975539 | 584554                              | 30972                         | 38228                             | 3131347  | 651358                              | 21962                         | 56630                             |
| 商丘市 Shangqiu      | 1532864 | 213563                              | 15588                         | 17843                             | 1653755  | 261942                              | 22336                         | 15663                             |
| 信阳市 Xinyang       | 1770907 | 332034                              | 12335                         | 29504                             | 2029168  | 417929                              | 20798                         | 40963                             |
| 周口市 Zhoukou       | 1977841 | 197113                              | 14218                         | 22491                             | 2221014  | 245934                              | 15228                         | 29720                             |
| 驻马店市 Zhumadian    | 1614086 | 212530                              | 20062                         | 13032                             | 1769337  | 215678                              | 19254                         | 14936                             |
| 济源市 Jiyuan        | 326380  | 49829                               | 1214                          | 4259                              | 355242   | 49643                               | 3867                          | 8630                              |

16-14 各市金融机构贷款年底余额  
Loans of Financial Institution by City and Prefecture

单位: 万元

(10 000 yuan)

| 市<br>City         | 1999    | 1999                         |                              |                                | 2000    | 2000                         |                              |                                |
|-------------------|---------|------------------------------|------------------------------|--------------------------------|---------|------------------------------|------------------------------|--------------------------------|
|                   |         | #工业贷款<br>Industrial<br>Loans | #商业贷款<br>Commercial<br>Loans | #农业贷款<br>Agricultural<br>Loans |         | #工业贷款<br>Industrial<br>Loans | #商业贷款<br>Commercial<br>Loans | #农业贷款<br>Agricultural<br>Loans |
| 郑州市 Zhengzhou     | 8534269 | 1730646                      | 1409434                      | 396886                         | 8819366 | 1737599                      | 1371319                      | 398348                         |
| 开封市 Kaifeng       | 1705062 | 306694                       | 725870                       | 191095                         | 1704453 | 259655                       | 637518                       | 194717                         |
| 洛阳市 Luoyang       | 2969827 | 912283                       | 534731                       | 225240                         | 3046062 | 901519                       | 517959                       | 243343                         |
| 平顶山市 Pingdingshan | 1876504 | 444427                       | 357232                       | 204508                         | 1642260 | 337083                       | 345046                       | 227879                         |
| 安阳市 Anyang        | 2173643 | 451420                       | 632686                       | 324503                         | 2283428 | 440718                       | 611188                       | 349265                         |
| 鹤壁市 Hebi          | 824554  | 156399                       | 255486                       | 116052                         | 738047  | 125960                       | 256113                       | 126397                         |
| 新乡市 Xinxiang      | 2096863 | 517132                       | 688390                       | 201485                         | 2070437 | 477308                       | 659340                       | 238977                         |
| 焦作市 Jiaozuo       | 1475619 | 367623                       | 340785                       | 125001                         | 1478084 | 376412                       | 343367                       | 141443                         |
| 濮阳市 Puyang        | 1624764 | 357673                       | 463999                       | 212211                         | 1446776 | 421018                       | 455071                       | 206121                         |
| 许昌市 Xuchang       | 1377805 | 225292                       | 476578                       | 230304                         | 1407589 | 200247                       | 462559                       | 257894                         |
| 漯河市 Luohe         | 1327650 | 204969                       | 474609                       | 145340                         | 1387781 | 202363                       | 486927                       | 187242                         |
| 三门峡市 Sanmenxia    | 1255848 | 260150                       | 218078                       | 185767                         | 1165532 | 275501                       | 203025                       | 191458                         |
| 南阳市 Nanyang       | 3167649 | 382576                       | 1003696                      | 599101                         | 3058185 | 376461                       | 966452                       | 654325                         |
| 商丘市 Shangqiu      | 2372265 | 202628                       | 1110756                      | 331065                         | 2194139 | 188953                       | 1110050                      | 347304                         |
| 信阳市 Xinyang       | 1750360 | 228712                       | 633412                       | 308782                         | 1756343 | 193422                       | 576257                       | 342449                         |
| 周口市 Zhoukou       | 2781077 | 215514                       | 1349059                      | 563633                         | 2719724 | 200486                       | 1257949                      | 563846                         |
| 驻马店市 Zhumadian    | 1721824 | 169620                       | 804027                       | 274306                         | 1668046 | 149537                       | 758808                       | 309607                         |
| 济源市 Jiyuan        | 329711  | 76907                        | 71297                        | 17659                          | 332922  | 77332                        | 68734                        | 25394                          |

16-15 历年国家银行各项存款、贷款  
及金融机构居民储蓄存款年底余额

Deposits and Loans of Banking System and Residents' Saving Deposits of  
Financial Institution In Urban and Rural Areas over The Years

单位:万元

(10 000 yuan)

| 年份<br>Year | 各项存款<br>合 计                           |  |                                       | 各项贷款<br>合 计              |                                  |                                  |                                    | 城乡居民<br>储蓄存款<br>年底余额                      |   |
|------------|---------------------------------------|--|---------------------------------------|--------------------------|----------------------------------|----------------------------------|------------------------------------|---|---|
|            | Total<br>Saving<br>Deposit<br>Balance | #企业<br>存款<br>Deposits<br>of<br>Enterprises | #农业<br>存款<br>Agricultural<br>Deposits | Total<br>Loan<br>Balance | #短期<br>贷款<br>Short-term<br>Loans | #工业<br>贷款<br>Industrial<br>Loans | #农业<br>贷款<br>Agricultural<br>Loans | Urban and<br>Rural<br>Savings<br>Deposits | #城镇<br>居民<br>Urban<br>Savings<br>Deposits |
| 1949       | 431                                   | 14   |                                       | 529                      |                                  | 78                               |                                    |   |   |
| 1950       | 4423                                  | 1854                                       |                                       | 1640                     | 555                              | 137                              |                                    | 212                                       | 212                                       |
| 1951       | 11539                                 | 4867                                       |                                       | 4851                     | 2897                             | 510                              | 1954                               | 884                                       | 884                                       |
| 1952       | 19068                                 | 7362                                       | 4                                     | 7836                     | 4820                             | 639                              | 3016                               | 1795                                      | 1780                                      |
| 1953       | 22722                                 | 9223                                       | 5                                     | 28414                    | 22266                            | 760                              | 6148                               | 2476                                      | 2385                                      |
| 1954       | 27459                                 | 9036                                       | 12                                    | 49122                    | 42452                            | 912                              | 5796                               | 4683                                      | 3869                                      |
| 1955       | 37287                                 | 8253                                       | 14                                    | 91238                    | 83887                            | 1612                             | 7179                               | 4656                                      | 3566                                      |
| 1956       | 29573                                 | 11841                                      | 115                                   | 120389                   | 90544                            | 7908                             | 24681                              | 6687                                      | 5110                                      |
| 1957       | 36365                                 | 9337                                       | 144                                   | 145162                   | 118444                           | 5533                             | 23277                              | 10497                                     | 6977                                      |
| 1958       | 126646                                | 30360                                      | 15312                                 | 377746                   | 343525                           | 38395                            | 31643                              | 16448                                     | 10427                                     |
| 1959       | 129273                                | 23781                                      | 12159                                 | 464944                   | 426427                           | 86244                            | 33728                              | 21555                                     | 13533                                     |
| 1960       | 142681                                | 27682                                      | 10554                                 | 564261                   | 500809                           | 161457                           | 51431                              | 23200                                     | 15109                                     |
| 1961       | 143814                                | 42032                                      | 6411                                  | 481480                   | 406824                           | 96948                            | 63292                              | 19447                                     | 12352                                     |
| 1962       | 122114                                | 44870                                      | 2309                                  | 379285                   | 303682                           | 51147                            | 65504                              | 13375                                     | 9554                                      |
| 1963       | 109804                                | 39559                                      | 1652                                  | 318765                   | 230455                           | 39366                            | 77068                              | 14569                                     | 10791                                     |
| 1964       | 109610                                | 41508                                      | 909                                   | 316867                   | 220234                           | 39212                            | 85525                              | 17309                                     | 13437                                     |
| 1965       | 121877                                | 44417                                      | 866                                   | 339464                   | 242374                           | 47579                            | 86356                              | 19526                                     | 15337                                     |
| 1966       | 146806                                | 46500                                      | 1165                                  | 397585                   | 305883                           | 64475                            | 88499                              | 22683                                     | 17315                                     |
| 1967       | 150772                                | 51985                                      | 1416                                  | 398204                   | 302158                           | 93843                            | 92426                              | 25702                                     | 19203                                     |
| 1968       | 154334                                | 57282                                      | 1936                                  | 441164                   | 345926                           | 122024                           | 91839                              | 30463                                     | 22451                                     |
| 1969       | 204622                                | 63688                                      | 2307                                  | 492054                   | 393409                           | 128131                           | 98084                              | 30764                                     | 23329                                     |
| 1970       | 286872                                | 62380                                      | 2649                                  | 573963                   | 473900                           | 146242                           | 98469                              | 31513                                     | 23994                                     |
| 1971       | 333711                                | 65932                                      | 3634                                  | 563724                   | 520336                           | 172100                           | 41353                              | 36081                                     | 27660                                     |
| 1972       | 352888                                | 75889                                      | 3564                                  | 585147                   | 536061                           | 170717                           | 46957                              | 42418                                     | 32362                                     |
| 1973       | 337333                                | 75576                                      | 3916                                  | 679893                   | 630809                           | 203781                           | 47880                              | 52769                                     | 36805                                     |
| 1974       | 343175                                | 103540                                     | 3967                                  | 732453                   | 676052                           | 236571                           | 54203                              | 62419                                     | 42675                                     |
| 1975       | 359434                                | 108409                                     | 4641                                  | 836475                   | 767490                           | 266406                           | 66078                              | 68368                                     | 45277                                     |
| 1976       | 297439                                | 108781                                     | 5238                                  | 865629                   | 786936                           | 302549                           | 74704                              | 76045                                     | 49031                                     |
| 1977       | 374877                                | 120757                                     | 5041                                  | 943421                   | 860493                           | 304887                           | 79284                              | 86435                                     | 53943                                     |
| 1978       | 457072                                | 122648                                     | 4911                                  | 999943                   | 996828                           | 311487                           | 83714                              | 98071                                     | 62363                                     |
| 1979       | 520045                                | 141524                                     | 4788                                  | 1081385                  | 1077946                          | 347821                           | 93105                              | 129657                                    | 83233                                     |
| 1980       | 577690                                | 175125                                     | 6525                                  | 1250059                  | 1225173                          | 380902                           | 78292                              | 194361                                    | 118343                                    |
| 1981       | 684460                                | 190951                                     | 6732                                  | 1464186                  | 1430572                          | 440543                           | 77460                              | 269038                                    | 155356                                    |
| 1982       | 740776                                | 219622                                     | 7581                                  | 1537267                  | 1478888                          | 470623                           | 83513                              | 328280                                    | 194907                                    |
| 1983       | 880956                                | 264734                                     | 10720                                 | 1748298                  | 1668563                          | 492112                           | 77190                              | 455905                                    | 259354                                    |
| 1984       | 1368445                               | 533764                                     | 18817                                 | 2298777                  | 2109950                          | 645281                           | 97227                              | 643509                                    | 363717                                    |
| 1985       | 1464158                               | 591263                                     | 15497                                 | 2849146                  | 2581303                          | 732455                           | 177800                             | 842280                                    | 495574                                    |
| 1986       | 1846588                               | 696414                                     | 20512                                 | 3502108                  | 3132152                          | 981694                           | 224700                             | 1150281                                   | 697029                                    |
| 1987       | 2317128                               | 855375                                     | 26125                                 | 3923167                  | 3426394                          | 1150958                          | 148000                             | 1678777                                   | 1039098                                   |
| 1988       | 2706683                               | 920058                                     | 30715                                 | 4479912                  | 3887809                          | 1307799                          | 186037                             | 2093320                                   | 1374515                                   |
| 1989       | 3290130                               | 887850                                     | 52397                                 | 5119010                  | 4439953                          | 1550323                          | 233715                             | 2763367                                   | 1937252                                   |
| 1990       | 4352325                               | 1093726                                    | 63293                                 | 6364111                  | 5454120                          | 1933026                          | 302689                             | 3761229                                   | 2700696                                   |
| 1991       | 5516429                               | 1388996                                    | 79161                                 | 7740762                  | 6420909                          | 2188645                          | 388775                             | 4848436                                   | 3518498                                   |
| 1992       | 6913909                               | 1858160                                    | 89503                                 | 9080151                  | 7281980                          | 2477732                          | 489938                             | 5953905                                   | 4467575                                   |
| 1993       | 8506821                               | 2519007                                    | 42238                                 | 11065764                 | 8537331                          | 2938238                          | 379763                             | 7665698                                   | 5944640                                   |
| 1994       | 11620216                              | 3426098                                    | 41866                                 | 13535749                 | 10012948                         | 3291722                          | 440401                             | 10858017                                  | 8360696                                   |
| 1995       | 15315135                              | 4741807                                    | 50396                                 | 17165700                 | 11921814                         | 3878328                          | 523467                             | 14563472                                  | 11167443                                  |
| 1996       | 19152611                              | 6139764                                    | 66641                                 | 20849125                 | 14623917                         | 4591542                          | 638215                             | 18552849                                  | 14168681                                  |
| 1997       | 22571475                              | 7408466                                    | 66541                                 | 25964816                 | 19025726                         | 6141286                          | 886227                             | 22430004                                  | 16873185                                  |
| 1998       | 22367852                              | 6435901                                    | 67542                                 | 21523997                 | 15491396                         | 6511080                          | 1208865                            | 26572250                                  | 19974801                                  |
| 1999       | 25187431                              | 7142088                                    | 56701                                 | 22175549                 | 16846279                         | 6817105                          | 1409805                            | 29400777                                  | 22396216                                  |
| 2000       | 27911032                              | 8310720                                    | 64935                                 | 21548796                 | 15696139                         | 6532552                          | 1188507                            | 31820758                                  | 23738622                                  |

注:1.城乡居民储蓄存款年底余额1986年以前为国家银行口径,1986-1989年含城市、农村信用社,1989年开始为金融机构口径。

2.国家银行各项存款、贷款年底余额1998年及以后年度数据为国有独资商业银行口径。

a)Urban and rural saving deposits is statement of banking system before 1986,in 1986-1989,it include rural credit cooperatives and urban credit cooperative,after 1989,it's statement of financial institutions.

b)Deposits and loans of banking system is statement of state-owned sole funds commercial bank.

## 16-16 国有独资商业银行信贷收支情况(年底数)

## Revenue and Expenditure of State-Owned Sole Funds Commercial Bank (Year-end)

单位: 万元

(10 000 yuan)

| 项 目           | Item  | 1999                     |                             | 2000                     |                             |
|---------------|---|--------------------------|-----------------------------|--------------------------|-----------------------------|
|               |   | 绝对数<br>Absolute<br>Value | 比重 (%)<br>Proportion<br>(%) | 绝对数<br>Absolute<br>Value | 比重 (%)<br>Proportion<br>(%) |
| <b>资金来源总计</b> | <b>All Sources</b>  | <b>24629794</b>          | <b>100.0</b>                | <b>24691551</b>          | <b>100.0</b>                |
| 各项存款          | Deposits  | 25187431                 | 102.3                       | 27911032                 | 113.0                       |
| 企业存款          | Deposits of Enterprises   | 7142088                  | 29.0                        | 8310720                  | 33.7                        |
| 城镇储蓄存款        | Urban Savings Deposits  | 16685422                 | 67.7                        | 17779311                 | 72.0                        |
| 农业存款          | Agricultural Deposits   | 56701                    | 0.2                         | 64935                    | 0.3                         |
| 信托存款          | Trusted Deposits  |                          |                             |                          |                             |
| 其他存款          | Other Deposits  | 1303220                  | 5.3                         | 1756066                  | 7.1                         |
| 发行金融债券        | Bonds   | 160                      | 0.0                         | 154                      | 0.0                         |
| 国家投资债券        | Nation Investment Banks   |                          |                             |                          |                             |
| 向中央银行借款       | Borrow Money from Central Bank  | 83289                    | 0.3                         | 67401                    | 0.3                         |
| 所有者权益         | Creditors' Equity   | -718235                  | -2.9                        | -1054765                 | -4.3                        |
| 其他            | Others  | 77149                    | 0.3                         | -2232271                 | -9.0                        |
| <b>资金运用总计</b> | <b>All Uses</b>   | <b>24629794</b>          | <b>100.0</b>                | <b>24691551</b>          | <b>100.0</b>                |
| 各项贷款          | Loans   | 22175549                 | 90.0                        | 21548796                 | 87.3                        |
| 短期贷款          | Short-term Loans  | 16846279                 | 68.4                        | 15696139                 | 63.6                        |
| 工业贷款          | Industrial Loans  | 6817105                  | 27.7                        | 6532552                  | 26.5                        |
| 商业贷款          | Commercial Loans  | 5120939                  | 20.8                        | 4372929                  | 17.7                        |
| 建筑业贷款         | Construction Loans  | 307594                   | 1.2                         | 251211                   | 1.0                         |
| 农业贷款          | Agricultural Loans  | 1409805                  | 5.7                         | 1188507                  | 4.8                         |
| 乡镇企事业贷款       | Loans to Township Enterprises   | 1123723                  | 4.6                         | 990754                   | 4.0                         |
| 三资企业贷款        | Loans to Sino-foreign Joint Venture and Cooperative<br>Enterprises and Foreign-funded Enterprises | 432449                   | 1.8                         | 474780                   | 1.9                         |
| 私营企业及个人贷款     | Loans to Private Enterprises and Individuals  | 53400                    | 0.2                         | 45387                    | 0.2                         |
| 贴现            | Discount  | 191320                   | 0.8                         | 278400                   | 1.1                         |
| 其他短期贷款        | Other Short-term Loans  | 1389944                  | 5.6                         | 1561619                  | 6.3                         |
| 中期流动资金贷款      | Medium-term Circulating Funds of Loans  | 668024                   | 2.7                         | 1285762                  | 5.2                         |
| 中长期贷款         | Medium-term & Long-term Loans   | 4661246                  | 18.9                        | 4566895                  | 18.5                        |
| 信托贷款          | Credit Loans  |                          |                             |                          |                             |
| 逾期类贷款         | Overdue Loans   |                          |                             |                          |                             |
| 国家投资债券贷款      | Loan to Nation Investment Banks   | 37000                    | 0.2                         | 37000                    | 0.1                         |
| 有价证券及投资       | Securities & Investment   | 386295                   | 1.6                         | 1618522                  | 6.6                         |
| 在人行存款         | Deposits in The People's Bank of China  | 1392305                  | 5.7                         | 1078381                  | 4.4                         |
| 库存现金          | Storage Cash  | 510147                   | 2.1                         | 306759                   | 1.2                         |
| 外汇占款          | Purchase of Foreign Exchanges   | 9756                     | 0.0                         | -893                     |                             |
| 其他            | Others  | 118742                   | 0.5                         | 102986                   | 0.4                         |

## 16-17 其他商业银行信贷收支情况(年底数)

## Revenue and Expenditure of Other Commercial Bank(Year-end)

单位: 万元

(10 000 yuan)

| 项 目           | Item   | 1999           |                | 2000           |                |
|---------------|--|----------------|----------------|----------------|----------------|
|               |  | 绝对数            | 比重 (%)         | 绝对数            | 比重 (%)         |
|               |  | Absolute Value | Proportion (%) | Absolute Value | Proportion (%) |
| <b>资金来源总计</b> | <b>All Sources</b>   | <b>2315848</b> | <b>100.0</b>   | <b>3309633</b> | <b>100.0</b>   |
| 各项存款          | Deposits   | 2657659        | 114.8          | 4083810        | 123.4          |
| 企业存款          | Deposits of Enterprises  | 1763661        | 76.2           | 2466977        | 74.5           |
| 城镇储蓄存款        | Urban Savings Deposits   | 757018         | 32.7           | 970693         | 29.3           |
| 农业存款          | Agricultural Deposits  |                |                |                |                |
| 信托存款          | Trusted Deposits   |                |                |                |                |
| 其他存款          | Other Deposits   | 136980         | 5.9            | 646140         | 19.5           |
| 发行金融债券        | Bonds  | 2              | 0.0            | 2              | 0.0            |
| 国家投资债券        | Nation Investment Banks  |                |                |                |                |
| 向中央银行借款       | Borrow Money from Central Bank   | 1000           | 0.0            | 1000           | 0.0            |
| 所有者权益         | Creditors' Equity  | 32772          | 1.4            | 39439          | 1.2            |
| 其他            | Others   | -375585        | -16.2          | -814618        | -24.6          |
| <b>资金运用总计</b> | <b>All Uses</b>  | <b>2315848</b> | <b>100.0</b>   | <b>3309633</b> | <b>100.0</b>   |
| 各项贷款          | Loans  | 1750374        | 75.6           | 2625947        | 79.3           |
| 短期贷款          | Short-term Loans   | 1153381        | 49.8           | 1582568        | 47.8           |
| 工业贷款          | Industrial Loans   | 312365         | 13.5           | 487409         | 14.7           |
| 商业贷款          | Commercial Loans   | 122221         | 5.3            | 188849         | 5.7            |
| 建筑业贷款         | Construction Loans   | 290            | 0.0            | 5800           | 0.2            |
| 农业贷款          | Agricultural Loans   |                |                |                |                |
| 乡镇企事业贷款       | Loans to Township Enterprises  |                |                |                |                |
| 三资企业贷款        | Loans to Sino-foreign Joint Venture and Cooperative Enterprises and Foreign-funded Enterprises | 71830          | 3.1            | 42750          | 1.3            |
| 私营企业及个人贷款     | Loans to Private Enterprises and Individuals   | 5687           | 0.2            | 9159           | 0.3            |
| 贴现            | Discount   | 115313         | 5.0            | 193086         | 5.8            |
| 其他短期贷款        | Other Short-term Loans   | 525675         | 22.7           | 655515         | 19.8           |
| 中期流动资金贷款      | Medium-term Circulating Funds of Loans   | 155981         | 6.7            | 229695         | 6.9            |
| 中长期贷款         | Medium-term & Long-term Loans  | 353155         | 15.2           | 735705         | 22.2           |
| 信托贷款          | Credit Loans   |                |                |                |                |
| 逾期类贷款         | Overdue Loans  | 87857          | 3.8            | 77979          | 2.4            |
| 国家投资债券贷款      | Loan to Nation Investment Banks  |                |                |                |                |
| 有价证券及投资       | Securities & Investment  | 205211         | 8.9            | 229108         | 6.9            |
| 在人行存款         | Deposits in The People's Bank of China   | 205961         | 8.9            | 373696         | 11.3           |
| 库存现金          | Storage Cash   | 32935          | 1.4            | 46357          | 1.4            |
| 外汇占款          | Purchase of Foreign Exchanges  | 91             | 0.0            | 2028           | 0.1            |
| 其他            | Others   | 121276         | 5.2            | 32497          | 1.0            |

## 16-18 城市合作机构信贷收支情况 (年底数)

## Revenue and Expenditure of Urban Cooperative Bank (Year-end)

单位: 万元

(10 000 yuan)

| 项 目           | Item   | 1999           |                | 2000           |                |
|---------------|--|----------------|----------------|----------------|----------------|
|               |  | 绝对数            | 比重 (%)         | 绝对数            | 比重 (%)         |
|               |  | Absolute Value | Proportion (%) | Absolute Value | Proportion (%) |
| <b>资金来源总计</b> | <b>All Sources</b>   | <b>3508388</b> | <b>100.0</b>   | <b>3331574</b> | <b>100.0</b>   |
| 各项存款          | Deposits   | 3500188        | 99.8           | 3116485        | 93.5           |
| 企业存款          | Deposits of Enterprises  | 776604         | 22.1           | 906363         | 27.2           |
| 城镇储蓄存款        | Urban Savings Deposits   | 2701542        | 77.0           | 2166962        | 65.0           |
| 农业存款          | Agricultural Deposits  | 990            | 0.0            | 7191           | 0.2            |
| 信托存款          | Trusted Deposits   |                |                |                |                |
| 其他存款          | Other Deposits   | 21052          | 0.6            | 35969          | 1.1            |
| 发行债券          | Bonds  | 1977           | 0.1            | -7             |                |
| 向中央银行借款       | Borrow Money from Central Bank   | 63380          | 1.8            | 370559         | 11.1           |
| 所有者权益         | Creditors' Equity  | 75574          | 2.2            | -62357         | -1.9           |
| 其他            | Others   | -132731        | -3.8           | -93106         | -2.8           |
| <b>资金运用总计</b> | <b>All Uses</b>  | <b>3508388</b> | <b>100.0</b>   | <b>3331574</b> | <b>100.0</b>   |
| 各项贷款          | Loans  | 2675723        | 76.3           | 2396438        | 71.9           |
| 短期贷款          | Short-term Loans   | 1141976        | 32.5           | 833442         | 25.0           |
| 工业贷款          | Industrial Loans   | 399325         | 11.4           | 264254         | 7.9            |
| 商业贷款          | Commercial Loans   | 272828         | 7.8            | 186052         | 5.6            |
| 建筑业贷款         | Construction Loans   | 9561           | 0.3            | 28208          | 0.8            |
| 农业贷款          | Agricultural Loans   | 265            | 0.0            | 6261           | 0.2            |
| 乡镇企事业贷款       | Loans to Township Enterprises  | 12703          | 0.4            | 27966          | 0.8            |
| 三资企业贷款        | Loans to Sino-foreign Joint Venture<br>and Cooperative Enterprises<br>and Foreign-funded Enterprises |                |                | 6641           | 0.2            |
| 私营企业及个人贷款     | Loans to Private Enterprises and Individuals   | 127820         | 3.6            | 70908          | 2.1            |
| 贴现            | Discount   | 9674           | 0.3            | 47273          | 1.4            |
| 其他短期贷款        | Other Short-term Loans   | 309800         | 8.8            | 195879         | 5.9            |
| 中期流动资金贷款      | Medium-term Circulating Funds of Loans   |                |                |                |                |
| 中长期贷款         | Medium-term & Long-term Loans  | 74697          | 2.1            | 80781          | 2.4            |
| 信托贷款          | Credit Loans   |                |                |                |                |
| 逾期类贷款         | Overdue Loans  | 1459050        | 41.6           | 1482215        | 44.5           |
| 准备金存款         | Deposits of Preparatory Money  | 250849         | 7.1            | 260029         | 7.8            |
| 库存现金          | Storage Cash   | 69418          | 2.0            | 58424          | 1.8            |
| 外汇占款          | Purchase of Foreign Exchanges  |                |                |                |                |
| 其他            | Others   | 512398         | 14.6           | 616683         | 18.5           |

注: 城市合作机构口径包括城市合作银行、城市信用社和县级城市信用社。

a) Urban Cooperative Bank Include Urban Credit Cooperative Banks, and Urban credit Cooperatives at County Level.

## 16-19 农村信用社信贷收支情况(年底数)

## Revenue and Expenditure of Rural Credit Cooperative(Year-end)

单位: 万元

(10 000 yuan)

| 项 目           | Item                           | 1999                     |                             | 2000                     |                             |
|---------------|--------------------------------|--------------------------|-----------------------------|--------------------------|-----------------------------|
|               |                                | 绝对数<br>Absolute<br>Value | 比重 (%)<br>Proportion<br>(%) | 绝对数<br>Absolute<br>Value | 比重 (%)<br>Proportion<br>(%) |
| <b>资金来源总计</b> | <b>All Sources</b>             | <b>7195126</b>           | <b>100.0</b>                | <b>8615474</b>           | <b>100.0</b>                |
| 各项存款          | Deposits                       | 7499835                  | 104.2                       | 8778919                  | 101.9                       |
| 企业存款          | Deposits of Enterprises        | 43765                    | 0.6                         | 97903                    | 1.1                         |
| 农户储蓄存款        | Rural Savings Deposits         | 7004561                  | 97.4                        | 8082136                  | 93.8                        |
| 农业存款          | Agricultural Deposits          | 407011                   | 5.7                         | 539801                   | 6.3                         |
| 信托存款          | Trusted Deposits               |                          |                             |                          |                             |
| 其他存款          | Other Deposits                 | 44498                    | 0.6                         | 59079                    | 0.7                         |
| 向中央银行借款       | Borrow Money from Central Bank | 229435                   | 3.2                         | 614765                   | 7.1                         |
| 同业往来          | Intercourse between Banks      | 145805                   | 2.0                         | 193286                   | 2.2                         |
| 所有者权益         | Creditors' Equity              | -230127                  | -3.2                        | -392169                  | -4.6                        |
| 其他            | Others                         | -449822                  | -6.3                        | -579327                  | -6.7                        |
| <b>资金运用总计</b> | <b>All Uses</b>                | <b>7195126</b>           | <b>100.0</b>                | <b>8615474</b>           | <b>100.0</b>                |
| 各项贷款          | Loans                          | 5681070                  | 79.0                        | 6707544                  | 77.9                        |
| # 短期贷款        | Short-term Loans               | 5417033                  | 75.3                        | 6549824                  | 76.0                        |
| # 农业贷款        | Agricultural Loans             | 3244674                  | 45.1                        | 3811947                  | 44.2                        |
| 乡镇企业贷款        | Loans to Township Enterprises  | 1532051                  | 21.3                        | 1866298                  | 21.7                        |
| 中长期贷款         | Medium-term & Long-term Loans  | 264037                   | 3.7                         | 157720                   | 1.8                         |
| 逾期贷款          | Overdue Loans                  |                          |                             |                          |                             |
| 有价证券及投资       | Securities & Investment        | 130548                   | 1.8                         | 199051                   | 2.3                         |
| 准备金存款         | Deposits of Preparatory Money  | 718599                   | 10.0                        | 762216                   | 8.8                         |
| 同业往来          | Intercourse between Banks      | 503863                   | 7.0                         | 744951                   | 8.6                         |
| 库存现金          | Storage Cash                   | 149239                   | 2.1                         | 188269                   | 2.2                         |
| 其他            | Others                         | 11807                    | 0.2                         | 13443                    | 0.2                         |

16-20 信托投资公司信贷收支情况(年底数)

Revenue and Expenditure of Trust Company for Investment (Year-end)

单位: 万元

(10 000 yuan)

| 项 目           | Item  | 1999                     |                             | 2000                     |                             |
|---------------|---|--------------------------|-----------------------------|--------------------------|-----------------------------|
|               |   | 绝对数<br>Absolute<br>Value | 比重 (%)<br>Proportion<br>(%) | 绝对数<br>Absolute<br>Value | 比重 (%)<br>Proportion<br>(%) |
| <b>资金来源总计</b> | <b>All Sources</b>                          | <b>390919</b>            | <b>100.0</b>                | <b>372594</b>            | <b>100.0</b>                |
| 各项存款          | Deposits                                    | 308362                   | 78.9                        | 290895                   | 78.1                        |
| 委托存款          | Commission Deposits                         | 202577                   | 51.8                        | 167154                   | 44.9                        |
| 信托存款          | Trusted Deposits                            | 99635                    | 25.5                        | 118615                   | 31.8                        |
| 保证金存款         | Deposits of Preparatory Money               | 105                      | 0.0                         | 72                       | 0.0                         |
| 其他存款          | Other Deposits                              | 6045                     | 1.5                         | 5054                     | 1.4                         |
| 金融债券          | Bonds                                       | 4                        | 0.0                         | 4                        | 0.0                         |
| 证券业务款项        | Funds of Securities Operation               | 88807                    | 22.7                        | 119183                   | 32.0                        |
| 所有者权益         | Creditors' Equity                           | 82572                    | 21.1                        | 72339                    | 19.4                        |
| 其他            | Others                                      | -88826                   | -22.7                       | -109827                  | -29.5                       |
| <b>资金运用总计</b> | <b>All Uses</b>                             | <b>390919</b>            | <b>100.0</b>                | <b>372594</b>            | <b>100.0</b>                |
| 各项贷款          | Loans                                       | 270419                   | 69.2                        | 251408                   | 67.5                        |
| 委托贷款          | Commission Loans                            | 142992                   | 36.6                        | 124802                   | 33.5                        |
| 信托贷款          | Credit Loans                                | 46148                    | 11.8                        | 52425                    | 14.1                        |
| 抵押贷款          | Mortgage Loans                              | 4253                     | 1.1                         | 4194                     | 1.1                         |
| 贴现贷款          | Discount Loans                              |                          |                             |                          |                             |
| 融资租赁          | Circulating Funds Tenancy                   | 3281                     | 0.8                         | 3042                     | 0.8                         |
| 其他贷款          | Other Loans                                 | 73745                    | 18.9                        | 66945                    | 18.0                        |
| 投资            | Investment                                  | 76120                    | 19.5                        | 74811                    | 20.1                        |
| 证券业务占款        | Purchase of Securities' Operation           | 20289                    | 5.2                         | 38412                    | 10.3                        |
| 在人民银行存款       | Deposits in The People's Bank of China      | 2353                     | 0.6                         |                          |                             |
| 缴存人行准备金       | Preparatory Money Deposited in Central Bank |                          |                             | 1506                     | 0.4                         |
| 库存现金          | Storage Cash                                | 1822                     | 0.5                         | 1410                     | 0.4                         |
| 外汇占款          | Purchase of Foreign Exchanges               | 3923                     | 1.0                         | 4039                     | 1.1                         |
| 其他            | Others                                      | 15993                    | 4.1                         | 1008                     | 0.3                         |



## 16-21 金融机构现金收支情况

## Cash Receipts and Expenditure of Financial Institution

单位: 万元

(10 000 yuan)

| 项 目                  | Item   | 1999             | 2000             | 2000年为<br>1999年%<br>2000 as<br>Percentage<br>of 1999 |
|----------------------|--|------------------|------------------|--|
| <b>收入合计</b>          | <b>Total Income</b>  | <b>118038466</b> | <b>129228332</b> | <b>109.5</b>   |
| 商品销售收入               | Income from Commodity Sales                                  | 12311963         | 13868355         | 112.6  |
| 服务业收入                | Income from Service Trade                                    | 4282937          | 5090710          | 118.9  |
| 税款收入                 | Income from Taxes  | 775140           | 888515           | 114.6  |
| 城乡个体经营收入             | Income from Urban and Rural Individual Business              | 4887731          | 5440365          | 111.3  |
| 储蓄存款收入               | Income from Savings Deposits                                 | 79448620         | 85658271         | 107.8  |
| 其他金融机构收入             | Income from Other Financial Institutions                     | 1631404          | 1763922          | 108.1  |
| 居民归还贷款收入             | Income from Repayment of Loans by Residents                  | 2256241          | 2275947          | 100.9  |
| 汇兑收入                 | Income from Remittances                                      | 1368261          | 1888385          | 138.0  |
| 有价证券收入               | Income from Securities                                       | 255036           | 351585           | 137.9  |
| 其他收入                 | Other Income   | 10821133         | 12002277         | 110.9  |
| <b>支出合计</b>          | <b>Total Expenditure</b>                                     | <b>117883241</b> | <b>128505496</b> | <b>109.0</b>   |
| 工资性支出                | Wages  | 7703071          | 8434664          | 109.5  |
| 农副产品采购支出             | Purchases of Agricultural and Sideline Products              | 3479525          | 4043916          | 116.2  |
| 工矿及其他产品采购支出          | Expenditure for Purchases of Industrial and Mineral Products | 1551084          | 1658509          | 106.9  |
| 行政企事业单位管理费支出         | Government and Enterprises Overhead                          | 4863735          | 5517843          | 113.4  |
| 城乡个体经营支出             | Expenditure for Individual Business                          | 5458859          | 6102177          | 111.8  |
| 储蓄存款支出               | Expenditure for Savings Deposits                             | 78202798         | 84664870         | 108.3  |
| 其他金融机构支出             | Expenditure for Other Financial Institutions                 | 1702427          | 1444281          | 84.8   |
| 居民提取贷款支出             | Expenditure for Loans by Residents                           | 2206543          | 2440025          | 110.6  |
| 汇兑支出                 | Expenditure for Remittances                                  | 1323500          | 1679075          | 126.9  |
| 有价证券支出               | Expenditure for Securities                                   | 141210           | 221886           | 157.1  |
| 其他支出                 | Other Expenditure  | 11250489         | 12298250         | 109.3  |
| <b>净投放(+)/净回笼(-)</b> | <b>Monetary Issues(+)/Cash Withdrawn(-)</b>                  | <b>-155225</b>   | <b>-722836</b>   | <b>465.7</b>   |

16-22 城乡居民储蓄存款年底余额

Residents' Saving Deposits of Financial Institution  
In Urban and Rural Areas(Year-end)

单位: 万元

(10 000 yuan)

| 项 目<br>Item                               | 1999                     |                             | 2000                     |                             | 2000年为<br>1999年%<br>2000 as<br>Percentage<br>of 1999 |
|---|--------------------------|-----------------------------|--------------------------|-----------------------------|--|
|   | 绝对数<br>Absolute<br>Value | 比重 (%)<br>Proportion<br>(%) | 绝对数<br>Absolute<br>Value | 比重 (%)<br>Proportion<br>(%) |  |
|   | <b>总 计</b> Total         | <b>29400777</b>             | <b>100.0</b>             | <b>31820758</b>             |  |
| #定期储蓄 Fixed Deposits                      | 22821338                 | 77.6                        | 23936457                 | 75.2                        | 104.9  |
| 城镇居民储蓄 Saving Deposits of Urban Residents | 22396216                 | 76.2                        | 23738622                 | 74.6                        | 106.0  |
| #定期储蓄 Fixed Deposits                      | 17190155                 | 58.5                        | 17581844                 | 55.3                        | 102.3  |
| 农村居民储蓄 Saving Deposits of Rural Residents | 7004561                  | 23.8                        | 8082136                  | 25.4                        | 115.4  |
| #定期储蓄 Fixed Deposits                      | 5631183                  | 19.2                        | 6354613                  | 20.0                        | 112.8  |

16-23 各市城乡居民储蓄存款年底余额

Residents' Saving Deposits of Financial Institution  
In Urban and Rural Areas by City(Year-end)

单位:万元

(10 000 yuan)

| 市<br>City            | 1999    | 1999                    |                           | 2000    | 2000                    |                           |
|----------------------|---------|-------------------------|---------------------------|---------|-------------------------|---------------------------|
|                      |         | 定期<br>Fixed<br>Deposits | 活期<br>Current<br>Deposits |         | 定期<br>Fixed<br>Deposits | 活期<br>Current<br>Deposits |
| 郑 州 市 Zhengzhou      | 5135338 | 1006699                 | 4128639                   | 5657835 | 3965664                 | 1692171                   |
| 开 封 市 Kaifeng        | 1130437 | 841733                  | 288704                    | 1335871 | 967478                  | 368393                    |
| 洛 阳 市 Luoyang        | 2752461 | 2192502                 | 559959                    | 3020413 | 2322526                 | 697887                    |
| 平 顶 山 市 Pingdingshan | 1340257 | 263114                  | 1077143                   | 1418564 | 991759                  | 426805                    |
| 安 阳 市 Anyang         | 2309101 | 1943874                 | 365227                    | 2407490 | 1986728                 | 420762                    |
| 鹤 壁 市 Hebi           | 513468  | 402120                  | 111348                    | 535923  | 394103                  | 141820                    |
| 新 乡 市 Xinxiang       | 2044565 | 1690735                 | 353830                    | 2187896 | 1751283                 | 436613                    |
| 焦 作 市 Jiaozuo        | 1545999 | 1223640                 | 322359                    | 1643557 | 1269018                 | 374539                    |
| 濮 阳 市 Puyang         | 1414612 | 1150530                 | 264082                    | 1479118 | 1140901                 | 338217                    |
| 许 昌 市 Xuchang        | 1318537 | 236929                  | 1081608                   | 1320080 | 998257                  | 321823                    |
| 漯 河 市 Luohe          | 865787  | 692961                  | 172826                    | 928948  | 720716                  | 208232                    |
| 三 门 峡 市 Sanmenxia    | 1011948 | 766598                  | 245350                    | 1099383 | 825898                  | 273485                    |
| 南 阳 市 Nanyang        | 2151337 | 1681792                 | 469545                    | 2295921 | 1742761                 | 553160                    |
| 商 丘 市 Shangqiu       | 1260119 | 378426                  | 881693                    | 1321473 | 927149                  | 394324                    |
| 信 阳 市 Xinyang        | 1298754 | 1020301                 | 278453                    | 1464332 | 1142227                 | 322105                    |
| 周 口 市 Zhoukou        | 1682081 | 1274653                 | 407428                    | 1866295 | 1386245                 | 480050                    |
| 驻 马 店 市 Zhumadian    | 1315817 | 242530                  | 1073287                   | 1467855 | 1133447                 | 334408                    |
| 济 源 市 Jiyuan         | 259001  | 53908                   | 205093                    | 284746  | 208313                  | 76433                     |

## 16-24 保险业务情况

## Major Indicators of Insurance Business

| 项 目          | Item  | 1999     | 2000     | 2000年为<br>1999年%<br>2000 as<br>Percentage<br>of 1999 |
|--------------|---|----------|----------|--|
| 保费收入(万元)     | Premium Income (10 000 yuan)                    | 478891   | 557733   | 116.5  |
| 财产保险         | Property Insurance                              | 169186   | 179934   | 106.4  |
| #运输工具险       | Transportation Equipment Insurance              | 103131   | 110256   | 106.9  |
| 企业财产险        | Enterprise Property Insurance                   | 42033    | 44173    | 105.1  |
| 家庭财产险        | Family Property Insurance                       | 3799     | 4216     | 111.0  |
| 人寿保险         | Life Insurance                                  | 309705   | 377799   | 122.0  |
| #寿险          | Life Insurance                                  | 272263   | 338259   | 124.2  |
| 短期人险         | Short-term Life Insurance                       | 37442    | 39540    | 105.6  |
| 年末有效储金(万元)   | Deposits (10 000 yuan)                          | 24439    | 14844    | 60.7   |
| 保险金额(万元)     | Amount Insured (10 000 yuan)                    | 48070007 | 46238088 | 96.2   |
| 赔款支出(万元)     | Settled Claim (10 000 yuan)                     | 105446   | 125983   | 119.5  |
| 财产保险         | Property Insurance                              | 86855    | 101119   | 116.4  |
| #机动车辆险       | Motor Vehicle Insurance                         | 59324    | 61754    | 104.1  |
| 企业财产险        | Enterprise Property Insurance                   | 17028    | 26253    | 154.2  |
| 家庭财产险        | Family Property Insurance                       | 1488     | 1759     | 118.2  |
| 人寿保险         | Life Insurance                                  | 18591    | 24864    | 133.7  |
| #寿险          | Life Insurance                                  |          | 5386     |  |
| 短期人险         | Short-term Life Insurance                       | 18591    | 19478    | 104.8  |
| 已决赔款件数(件)    | Number of Settled Claim (piece)                 | 146410   | 155939   | 106.5  |
| 未决赔案件数(件)    | Unsettled Claim (piece)                         | 8585     | 13267    | 154.5  |
| 未决赔款估损金额(万元) | Value of Unsettled Claim                        | 14690    | 12435    | 84.6   |
| 满期返还与给付(万元)  | Payment (10 000 yuan)                           | 52901    | 47053    | 88.9   |
| 解除合同金额(万元)   | Insurance Withdrawn (10 000 yuan)               | 12936    | 15073    | 116.5  |
| 年内平均职工人数(人)  | Average Number of Employed Persons(in the year) | 8701     | 8118     | 93.3   |
| 年末职工人数(人)    | Number of Employed Persons(year-end)(person)    | 8530     | 7905     | 92.7   |
| 年内费用支出(万元)   | Cost Expenditures in The Year                   | 73499    | 111765   | 152.1  |
| 人均保费收入(万元)   | Percapita Premium Income                        | 55.04    | 201      | 365.2  |
| 机构数(个)       | Number of Institution                           | 414      | 365      | 88.2   |

注: 本表数据包括省人民保险公司、省人寿保险公司和郑州太平洋保险公司的数据(下表同)。

a) The data in this table include the data of PICC, CCIC, CPIC.(The same as the following table)

## 16-25 各市国内保险业务主要指标 (2000年)

## Major Indicators of Insurance Business by City(2000)

单位: 万元

(10 000 yuan)

| 市<br>City            | 保 费<br>收 入<br>Premium<br>Income | #运输工具<br>Transportation<br>Equipment<br>Insurance | #企业财产<br>Enterprise<br>Property<br>Insurance | #家庭财产<br>Family<br>Property<br>Insurance | #寿 险<br>Life<br>Insurance | #短期人险<br>Short-term<br>Life<br>Insurance |
|----------------------|---------------------------------|---|--|--|---------------------------|--|
|                      |                                 |   |  |  |                           |  |
| 开 封 市 Kaifeng        | 28436                           | 5684  | 1485   | 195                                      | 17661                     | 2582                                     |
| 洛 阳 市 Luoyang        | 65627                           | 11901   | 5323   | 663                                      | 41291                     | 3213                                     |
| 平 顶 山 市 Pingdingshan | 36668                           | 6502  | 3908   | 275                                      | 22312                     | 2421                                     |
| 安 阳 市 Anyang         | 38810                           | 6797  | 3485   | 109                                      | 24424                     | 2743                                     |
| 鹤 壁 市 Hebi           | 9292                            | 2236  | 766  | 15                                       | 5080                      | 775                                      |
| 新 乡 市 Xinxiang       | 33171                           | 6375  | 1918   | 83                                       | 21032                     | 2838                                     |
| 焦 作 市 Jiaozuo        | 27046                           | 5771  | 1986   | 159                                      | 15471                     | 2308                                     |
| 濮 阳 市 Puyang         | 27655                           | 7007  | 1461   | 32                                       | 17448                     | 1295                                     |
| 许 昌 市 Xuchang        | 23741                           | 4028  | 1977   | 120                                      | 14432                     | 1812                                     |
| 漯 河 市 Luohe          | 18131                           | 2663  | 1370   | 181                                      | 11740                     | 1288                                     |
| 三 门 峡 市 Sanmenxia    | 14279                           | 3226  | 1592   | 108                                      | 8085                      | 772                                      |
| 南 阳 市 Nanyang        | 46128                           | 7871  | 4139   | 523                                      | 27029                     | 4057                                     |
| 商 丘 市 Shangqiu       | 23547                           | 4128  | 766  | 44                                       | 15281                     | 2539                                     |
| 信 阳 市 Xinyang        | 22931                           | 4573  | 1166   | 142                                      | 14067                     | 2303                                     |
| 周 口 市 Zhoukou        | 18978                           | 2929  | 1511   | 174                                      | 11143                     | 2503                                     |
| 驻 马 店 市 Zhumadian    | 18154                           | 3167  | 1384   | 177                                      | 11988                     | 709                                      |
| 济 源 市 Jiyuan         | 2375                            |   |  |  | 2065                      | 310                                      |

| 市<br>City            | 赔款支出<br>Settled<br>Claim | #机动车辆<br>Motor<br>Vehicle<br>Insurance | #企业财产<br>Enterprise<br>Property<br>Insurance | #家庭财产<br>Family<br>Property<br>Insurance | #寿 险<br>Life<br>Insurance | #短期人险<br>Short-term<br>Life<br>Insurance | 满期返还<br>与 给 付<br>Payment |
|----------------------|--------------------------|--|--|--|---------------------------|--|--------------------------|
|                      |                          |  |  |  |                           |  |                          |
| 开 封 市 Kaifeng        | 5452                     | 3167                                   | 622  | 125                                      | 226                       | 1037                                     | 2182                     |
| 洛 阳 市 Luoyang        | 10794                    | 5141                                   | 1700   | 110                                      | 695                       | 1521                                     | 4987                     |
| 平 顶 山 市 Pingdingshan | 8312                     | 3635                                   | 2502   | 163                                      | 288                       | 1107                                     | 3437                     |
| 安 阳 市 Anyang         | 8352                     | 4213                                   | 1909   | 65                                       | 260                       | 1467                                     | 2162                     |
| 鹤 壁 市 Hebi           | 2445                     | 1209                                   | 507  | 8  | 91                        | 365                                      | 423                      |
| 新 乡 市 Xinxiang       | 7187                     | 3475                                   | 1493   | 75                                       | 314                       | 1321                                     | 2401                     |
| 焦 作 市 Jiaozuo        | 6492                     | 3716                                   | 1129   | 36                                       | 95                        | 1011                                     | 2005                     |
| 濮 阳 市 Puyang         | 5940                     | 3924                                   | 1046   | 33                                       | 234                       | 578                                      | 2262                     |
| 许 昌 市 Xuchang        | 5046                     | 2998                                   | 683  | 49                                       | 139                       | 817                                      | 1976                     |
| 漯 河 市 Luohe          | 4726                     | 1774                                   | 1576   | 76                                       | 217                       | 630                                      | 651                      |
| 三 门 峡 市 Sanmenxia    | 3922                     | 1662                                   | 734  | 26                                       | 280                       | 823                                      | 766                      |
| 南 阳 市 Nanyang        | 15974                    | 4799                                   | 6344   | 663                                      | 585                       | 1843                                     | 5407                     |
| 商 丘 市 Shangqiu       | 5279                     | 2706                                   | 514  | 53                                       | 301                       | 1098                                     | 1326                     |
| 信 阳 市 Xinyang        | 5071                     | 2979                                   | 476  | 47                                       | 297                       | 1150                                     | 1150                     |
| 周 口 市 Zhoukou        | 5129                     | 2397                                   | 767  | 127                                      | 132                       | 1112                                     | 1537                     |
| 驻 马 店 市 Zhumadian    | 4081                     | 1745                                   | 584  | 54                                       | 233                       | 1186                                     | 1534                     |
| 济 源 市 Jiyuan         | 186                      |  |  |  | 10                        | 176                                      | 178                      |

# 主要统计指标解释

**财政收入** 是国家通过财政各个环节筹集的财政资金的总称，它是保证国家行使其职能不可缺少的财力。主要包括：各项税收、企业收入、专款收入、其他收入、国家能源交通重点基金收入及国家预算调节基金。

(1)各项税收 是国家按法律规定对经济单位和个人无偿征收的实物和货币，是财政收入的主要来源。我国现行的税收主要有工商税收类，包括增值税、营业税、消费税、所得税、城市维护建设税、房产税、车船税、资源税、印花税、投资方向调节税等；农牧业税和耕地占用税类；企业所得税类和个人所得税类等。

(2)企业收入 包括各部门所属国有企业及事业单位上交国家的利润和事业收入。

**财政支出** 是国家政权为行使其职能，对筹集的财政资金进行有计划的分配使用的名称。国家财政总支出，体现政府的活动范围和方向，反映财政资金的分配关系，财政总支出主要包括基本建设支出、企业挖潜改造资金、流动资金类、科技三项费用、工交商部门事业费、支援农村生产支出和各项农业事业费、文教科学卫生事业费、抚恤和社会救济费、国防费、行政管理费及其他支出等。

(1)基本建设支出 是指国家预算内的基本建设拨款，不包括国家预算外自筹的各种基本建设资金。基本建设基金分为经营性的和非经营性的两部分。各专业投资公司对经营性建设项目执行基本建设基金贷款，各主管部门对非经营性建设项目执行基本建设基金拨款。

(2)流动资金类 是指国家预算增拨各部门所属国有企业的流动资金和增拨银行的信贷资金。

(3)企业挖潜改造资金 是指国家预算安排用于企业挖潜、革新、改造方面的资金。企业用于挖潜、革新、改造方面的资金，主要来自企业的更新改造资金、大修理基金等自有资金及银行贷款，国家预算安排的挖潜、革新、改造资金主要用于支持重点行业的技术改造。

(4)文教、科学、卫生事业费 是指国家预算用于科学、文化、教育、卫生、公费医疗、体育、通讯和广播、地震、海洋、文物、计划生育等方面的事业费。

**预算外资金** 是指不纳入国家财政预算，由各地方、各事业行政单位，按国家规定范围自行筹集和使用的资金。它是国家财政预算内资金的补充财力。其收入来源，主要包括地方财政机关掌握使用的自筹资金，如工商税附加、农业税附加、城市公用事业附加等。事业行政单位自收自支和以收抵支未纳入预算管理的各项资金，如养路费、学杂费等。这些资金一般都有特定用途，主要是：基本建设或更新改造固定资产投资，支付养路费、城市维护费，职工福利和奖励支出，补充事业、行政经费，上交财政能源交通重点建设基金、预算调节基金和其他支出等。预算外资金的使用，也要纳入计划管理的轨道，不得擅自扩大使用范围。

**财政用于农业的支出** 指国家财政预算内资金安排用于农业的各项投资支出。包括：(1)对农垦、农业、畜牧、林业、农机管理、水利、水产、气象等部门的各项事业经费和基本建设、流动资金、科技三项费用等专项拨款；(2)支援农村集体（户）的各项生产支出，如小型农田水利和水土保持补助费、扶持农村经济困难的乡镇企业、农业生产队（组、户）改善生产基本条件的资金和农村开荒补助费、农村草场和畜禽保护补助费、农村造林和林木保护补助费、农村水产补助费、农业发展和发展粮食生产专项资金支出等；(3)农村社会救济费。

**存款** 企业、机关、团体或居民根据可以收回的原则，把货币资金存入银行或其他信用机构保管并取得一定利息的一种信用活动形式。财政存款、机关团体部队存款、城乡居民储蓄存款、农村存款、信托存款和其他存款等科目。

**贷款** 银行或其他信用机构根据必须归还的原则，按一定利率，为企业、个人等提供资金的一种信用活动形式。我国金融机构贷款分短期贷款、农业贷款、中长期贷款、信托贷款和其他贷款等科目。

**城乡居民储蓄年底余额** 包括城镇居民储蓄和农户储蓄两部分的年底余额不包括工矿企业、部队、机关团体等集团存款。城镇居民储蓄年底余额是指各国家银行的城镇居民储蓄、城市信用社居民储蓄及邮政储蓄等。

农户储蓄是指在农村信用社的农户储蓄。

**承保额** 又叫保险额。它是保险人对被保险人负担损失补偿或约定给付的金额，它是保险合同上的最高责任额，也是计算保费的依据。

**保费** 被保险人按其得到保险利益的保障程度（保险金额）的一定比率向保险人缴付的费用。

**赔款** 保险人对财产保险和保险事故给予的经济补偿或对人身保险的保险事故给付的保险金。分为已决赔款和未决赔款。

## Explanatory Notes on Main Statistical Indicators

**Government Revenue** refers to the revenue of the government finance by means of participating in the distribution of the social products, which are the financial resources for ensuring the government to function. The contents of government revenue have been changed several times. Now it includes the following main items:

(1) Various tax revenues, including value added tax, business tax, consumption tax, land value added tax, tax on city maintenance and construction, resources tax, tax on use of urban land, stamp tax, personal income tax, enterprise income tax, tariff, tax on agriculture and animal husbandry and tax on occupancy of cultivated land, etc.

(2) Special revenues, including revenue collected from imposing fee on sewage treatment, revenue collected from imposing fee on urban water resources, and extra-charges for education, etc.

(3) Other revenues, including revenue from the repayment of capital construction loan, revenue from capital construction projects, and donations and grants.

(4) Planned subsidies for the losses of the state-owned enterprises. This is an item of negative revenue, used to eat up part of the government revenue.

**Government Expenditure** refers to the distribution and use of the funds the government finance has raised, so as to meet the needs of economic construction and various causes. It includes the following main items:

(1) Expenditure for capital construction: It refers to the non-gratuitous use and appropriation of funds for capital construction in the range of capital construction, outlay of capital as well as the loans on capital construction approved by the government for special purpose or policy purpose and the expenditure with discount paid in an overall way within the amount of the funds appropriated to the departments for capital construction.

(2) Innovation funds of the enterprises: They refer to the funds appropriated from the government budget for the enterprises to tap the latent power, upgrade the technology and carry out innovation, including the innovation fund of the departments, loan of the enterprises for innovation, subsidies on the innovation of the small fertilizer plant, small cement plant, small coal mines, small machinery plant and small steel plant, the expenditure of interest for the loan for innovation.

(3) Geological prospecting expenses: They refer to the expenses appropriated from the government budget to the geological prospecting units for the expenditure of the prospecting work, including the expenditures of the administrative agencies for geological prospecting and their institutional units as well as the geological prospecting expenditure.

(4) Expenditures for science and technology promotion: They refer to the expenses appropriated from the government budget for the scientific and technological expenditure, including new products development expenditure, expenditure for intermediate trial and subsidies on important scientific researches.

(5) Expenditure for supporting rural production: It refers to the expenditures appropriated from the government budget for supporting the various expenditures of the rural collective units or households for production, including the subsidies to the small water conservancy projects and well drilling, sprinkling irrigation projects run by the villages; subsidies on the rural water and soil conserving measures; subsidies to the small power stations run by the villages; subsidies to the expenditure for fighting against particularly severe draughts; subsidies on the rural waste land reclamation; fund for supporting the township enterprises; subsidies to the expenditure for popularization of the agricultural technologies and plant protection in the rural areas; subsidies to the expenditure for the protection of grasslands and cattle and fowls; subsidies on afforestation and forest protection in rural areas; subsidies on the rural aquatic products industry; special fund for developing grain production.

(6) Operating expenses of the departments of farming, forestry, water conservancy and meteorology etc.: They refer to the expenses appropriated from the government budget for the expenditures of agricultural reclamation, farms, agriculture, animal husbandry, agricultural machinery, forestry, timber industry, water conservancy, aquatic products industry, meteorology, technology popularization in township enterprises, popularization (demonstration) of improved varieties, plant (cattle and fowls, forest) protection, water quality monitoring, prospecting and designing, resources investigation, cadres training, subsidies to horticulture gardens, expenditure of specialized secondary schools, subsidies on the experiments of sowing herbage seeds by flights, expenditures of

afforestation agencies and meteorology agencies, expenses for fishery administration and operating expenses for agricultural administration, etc.

(7) Operating expenses of the departments of industry, transport and commerce: They refer to the expenses appropriated from the government budget to the departments of industry, transport and commerce for the expenditure of business development, including expenses for prospecting and designing, expenditures of specialized secondary schools, expenditures of the technical training schools and expenditures for cadres training, etc.

(8) Operating expenses of the departments of culture, education, science and public health: They refer to the expenses appropriated from the government budget for the expenditures of the causes of culture, publication, cultural relics, education, public health, traditional Chinese medical science, free medical services, sports, archives, earthquake, ocean, communications, broadcasting, film and television, family planning; expenditure for training of cadres of government, party and mass organization; expenditures for natural sciences, social sciences, associations for science and technology and the special expenditure for the high-tech researches. They include mainly wages, extra wages, welfare funds, pension for the retirees, stipend, expenses for official business, expenses for equipment purchases, expenses for repairs, business expenses and subsidies to the units which are unable to support their expenditures by their own earnings.

(9) Pension for the disabled or for the families of the bereaved and relief funds for social welfare: They refer to the funds appropriated from the government budget for the expenditures of pension for the disabled or for the families of the bereaved and relief funds for social welfare, including the lump-sum or regular pension paid by the departments of civil affairs to the members of martyrs families and families of those who died for the public interest, pension to the revolutionary disabled, subsidies for permanent disability of various kinds, subsidies to the military martyrs dependents and the demobilized servicemen, expenditure for settling down the demobilized servicemen, operating expenses of the consoling institutions, expenses for management and repair of the commemorative buildings for the martyrs, the expenses managed by the departments of civil affairs for the retirees and those who have quitted their work, expenses for social relief in rural and urban areas, operating expenses for providing relief to the areas of natural calamity and subsidies on the reconstruction after the particularly severe natural calamities, etc.

(10) Expenditures for national defence: They refer to the funds appropriated from the government budget for the expenditures for building up national defence and safeguarding national security, including expenses of national defence, expenses of scientific researches on national defence, expenses for building up people's militia and expenditure for special projects, etc.

(11) Administrative expenses: They include expenditure for administration, subsidies to the parties and mass organizations, diplomatic expenditure, expenditure for public security, judicial expenditure, law court expenditure, procuratorial expenditure and subsidies to the expenses for treating the cases by the public security departments, procuratorial organs and law courts.

(12) Expenditure for price subsidies: It refers to the expenditure appropriated, with the approval of the government, from the government budget for the policy subsidies to price adjustment, including the fund for the increase of grain prices, the subsidies to the difference between the selling prices and purchasing prices of grains, cotton and edible oil, awards in addition to the purchasing prices of cotton, risk fund for non-staple food, subsidies on the prices of meat and meat products, subsidies on the price difference for curbing the high market prices of meat, meat products and vegetables and the subsidies approved by the government on the prices of textbooks and newsprint of newspapers and periodicals.

**Extra-budgetary revenue and expenditure** Extra-budgetary fund refers to financial fund of various types not covered by the regular government budgetary management, which is collected, allocated or arranged by government agencies, institutions and social organizations while performing duties delegated to them or on behalf of the government in accordance with laws, rules and regulations. It mainly covers following items: administrative and institutional fees, funds and extra charges that are stipulated by laws and regulations; administrative and institutional fees approved by the State Council and provincial governments and their financial and planning (price management) departments; funds and extra charges established by the State Council and the Ministry of Finance; funds turned over to competent departments by their subordinate institutions; self-raised and collected funds by township governments for their own expenditure; and other financial funds that are not covered in budgetary management. Social security funds are treated as extra-budget fund and managed for its exclusive use, given the circumstance that separate government budgetary system for social security is yet to be designed. Special accounts are opened by the financial departments in banks for the management of revenue and expenditure of extra-budgetary fund. Extra-budgetary revenue and expenditure is managed separately, namely, revenue of institutions

and departments must enter into the special accounts of the financial departments at the same administrative level, and their extra-budgetary expenditure is arranged in line with the extra-budget plans and appropriated from these accounts.

**Credit Funds** refer to the funds issued as loans by banking institutions. The sources of credit funds of the banking institutions included deposits, liabilities to international financial institutions, currency in circulation, self-owned funds and current retained profits, etc. The credit funds can be used in forms of loans, gold, foreign exchange, government debt and assets in the international financial institutions.

**Deposit** is a form of credit by which enterprises, institutions, organizations or households can put money into banks and other credit institutions for safekeeping and interest earning under the principle of free withdrawal. According to different depositors, deposits are divided into enterprise deposits, treasury deposits, deposits of government agencies and organizations, capital construction deposits, urban savings deposits, rural deposits and other deposits. Deposits are major sources of the credit funds of banks.

**Loan** is a form of credit by which banks and other credit institutions provide funds at certain interest rate to enterprises and individuals in the light of the principle of unconditional repayment. Loans from Chinese banks include circulating capital loans, fixed assets loans, loans to urban and rural individuals engaged in industrial and commercial business and agricultural loans.

**Amount Insured** refers to the maximum that the insurant will get for the claim of the case insured.


**Premium** is the fee paid by the insurant to the insurer to obtain the obligation of compensation from the insurance within the agreed terms.

**Settled Claim** is the compensation paid by the insurer to the insurant in accordance with the insurance contract.

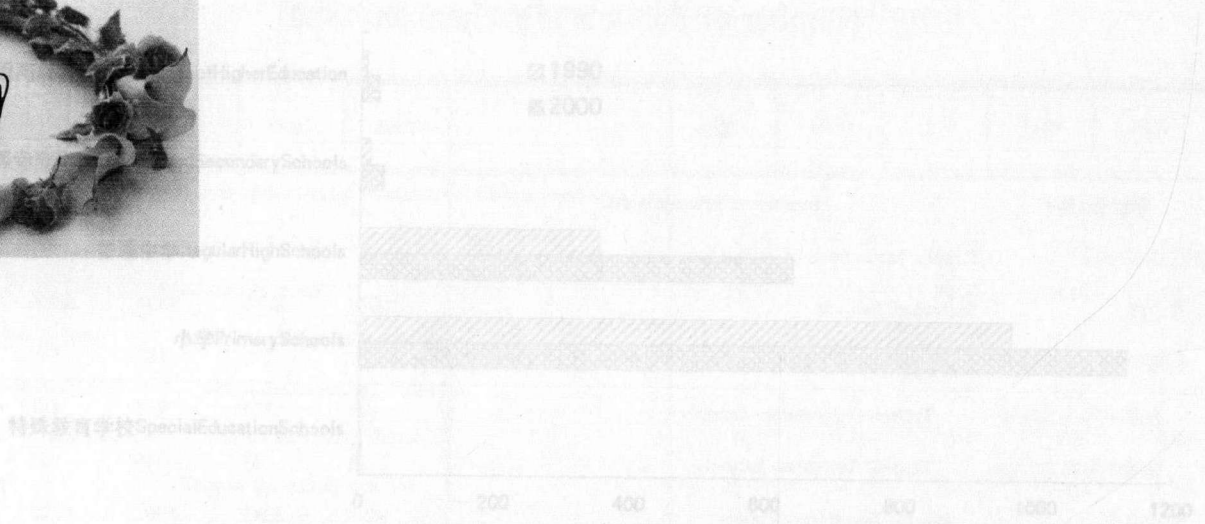
**Payment** includes payment for death, injury or medical treatment and mature payment. Payment for death, injury or medical treatment refers to the money paid to the insurant (or the beneficiary) in accordance with the life or health insurance contract when the insurant encounters accidents within the insured period covered in the contract. Mature payment refers to the mature payment to the insurant in accordance with the life insurance contract at the end of the insured period.








各级各类学校在校学生数 (万人)




# 教育、科技和文化

## Education, Science and Culture


平均每万人拥有大学生数 (人)



文化事业单位构成 (%)  
Composition Cultural Institutions (%)



1990  
主编：靳福廷  
English translator: Xin Jiancheng



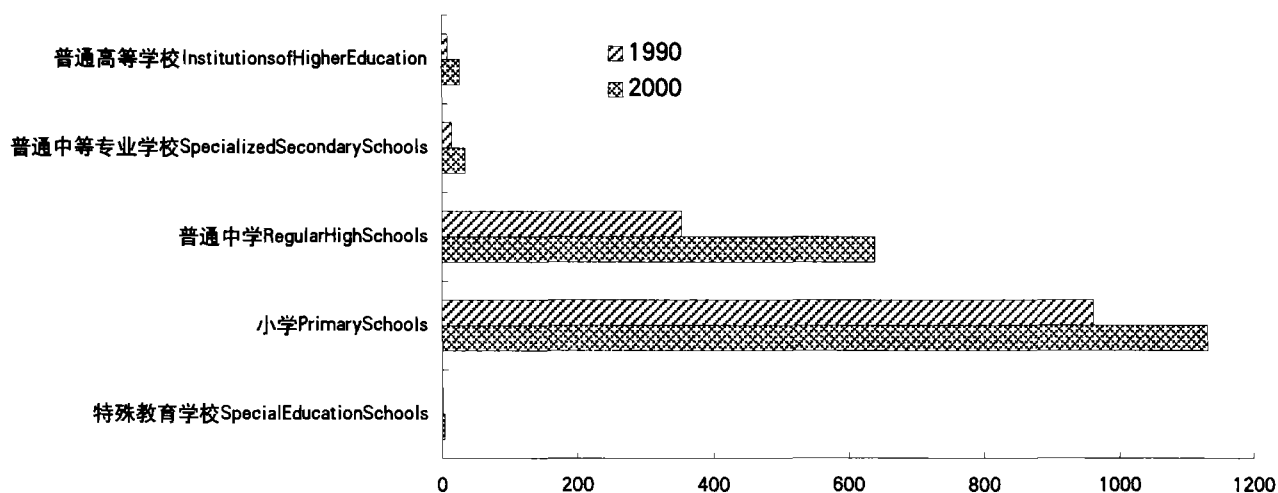
编 辑：赵 霞

*Editor: Zhao Xia*

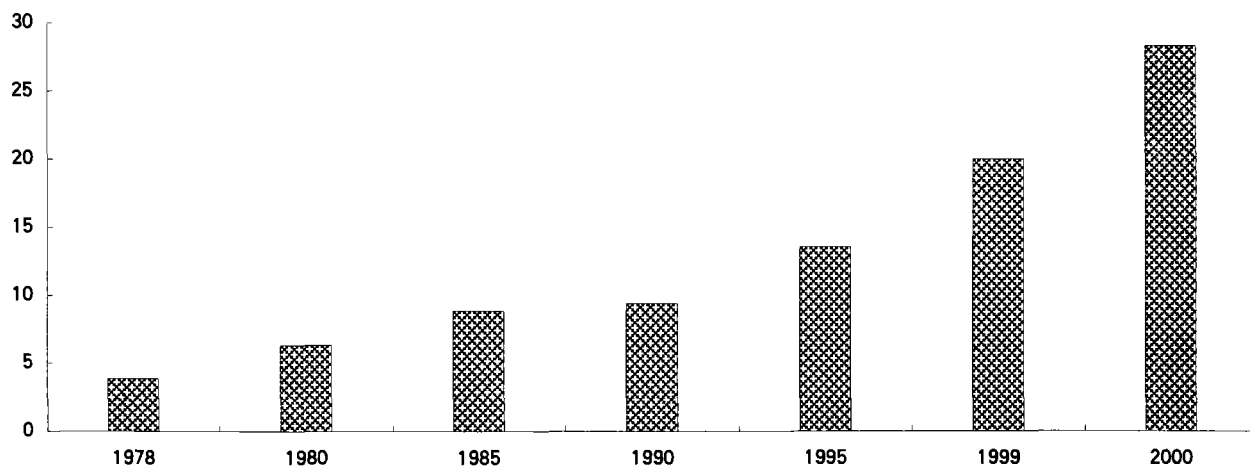
英文翻译：解建成

*English translator: Xie Jiancheng*

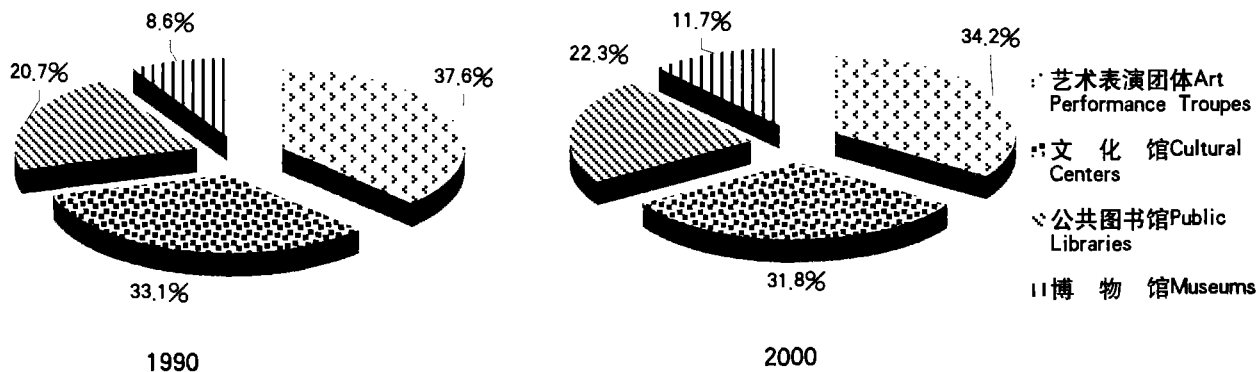
各级各类学校在校学生数 (万人)



平均每万人拥有大学生数 (人)  
University Students Per 10000 Populations (person)



文化事业单位构成 (%)  
Composition Cultural Institutions (%)



17-1 学校教育学校数和教职工数  
Number of Schools ,Teachers and Staff

| 项 目             | Item   | 1985  | 1990  | 1995  | 1999  | 2000  |
|-----------------|--|-------|-------|-------|-------|-------|
| <b>学校数(所)</b>   | <b>Number of Schools (unit)</b>                      |       |       |       |       |       |
| 普通高等学校          | Regular Institutions of Higher Education             | 43    | 47    | 50    | 56    | 52    |
| 中等学校            | Secondary Schools                                    | 10016 | 8899  | 7334  | 6996  | 7002  |
| 普通中等专业学校        | Specialized Secondary Schools                        | 167   | 170   | 182   | 180   | 176   |
| 普通中等技术学校        | Technical Secondary Schools                          | 126   | 127   | 137   | 137   | 135   |
| 普通中等师范学校        | Teacher Secondary Schools                            | 41    | 43    | 45    | 43    | 41    |
| 普通中学            | Regular Secondary Schools                            | 9459  | 8249  | 6367  | 6120  | 6217  |
| 普通高中            | Senior Secondary Schools                             | 1069  | 920   | 641   | 688   | 761   |
| 普通初中            | Junior Secondary Schools                             | 8390  | 7329  | 5726  | 5432  | 5456  |
| 职业中学            | Vocational Secondary Schools                         | 390   | 480   | 785   | 696   | 609   |
| 职业高中            | Senior Vocational Secondary Schools                  | 284   | 418   | 736   | 684   | 601   |
| 职业初中            | Junior Vocational Secondary Schools                  | 106   | 62    | 49    | 12    | 8     |
| 小学              | Primary Schools                                      | 41935 | 43286 | 41698 | 41404 | 41269 |
| 幼儿园             | Kindergartens  | 5461  | 4786  | 2575  | 2943  | 2937  |
| 特殊教育学校          | Special Schools                                      | 13    | 33    | 109   | 118   | 121   |
| 技工学校            | Technical Schools                                    | 135   | 168   | 204   | 201   | 193   |
| <b>教职工数(万人)</b> | <b>Number of Teachers and Staff (10 000 persons)</b> |       |       |       |       |       |
| 普通高等学校          | Regular Institutions of Higher Education             | 2.92  | 3.57  | 4.00  | 4.34  | 4.44  |
| 中等学校            | Secondary Schools                                    | 30.83 | 34.00 | 35.70 | 41.06 | 42.48 |
| 普通中等专业学校        | Specialized Secondary Schools                        | 1.98  | 2.51  | 2.80  | 3.11  | 3.04  |
| 普通中等技术学校        | Technical Secondary Schools                          | 1.48  | 1.85  | 2.03  | 2.35  | 2.28  |
| 普通中等师范学校        | Teacher Secondary Schools                            | 0.50  | 0.66  | 0.77  | 0.76  | 0.76  |
| 普通中学            | Regular Secondary Schools                            | 27.84 | 29.68 | 29.71 | 34.32 | 36.08 |
| 普通高中            | Senior Secondary Schools                             | 4.54  | 5.53  | 4.96  | 5.58  | 6.14  |
| 普通初中            | Junior Secondary Schools                             | 23.30 | 24.15 | 24.75 | 28.74 | 29.94 |
| 职业中学            | Vocational Secondary Schools                         | 1.01  | 1.81  | 3.19  | 3.64  | 3.36  |
| 职业高中            | Senior Vocational Secondary Schools                  | 0.83  | 1.65  | 3.05  | 3.58  | 3.32  |
| 职业初中            | Junior Vocational Secondary Schools                  | 0.18  | 0.16  | 0.14  | 0.05  | 0.04  |
| 小学              | Primary Schools                                      | 46.65 | 47.71 | 42.30 | 47.62 | 48.95 |
| 幼儿园             | Kindergartens  | 3.29  | 4.96  | 3.09  | 3.30  | 3.60  |
| 特殊教育学校          | Special Schools                                      | 0.03  | 0.08  | 0.22  | 0.28  | 0.29  |
| 技工学校            | Technical Schools                                    | 0.79  | 1.48  | 1.77  | 1.43  | 1.27  |

## 17-2 学校教育专任教师数和在校学生数

## Number of Full-time Teachers and Student Enrollment

| 项 目              | Item   | 1985    | 1990   | 1995    | 1999    | 2000    |
|------------------|--|---------|--------|---------|---------|---------|
| <b>专任教师数(万人)</b> | <b>Number of Full-time Teachers (10 000 persons)</b> |         |        |         |         |         |
| 普通高等学校           | Regular Institutions of Higher Education             | 1.10    | 1.40   | 1.55    | 1.88    | 2.02    |
| 中等学校             | Secondary Schools                                    | 23.79   | 26.55  | 28.37   | 33.44   | 35.01   |
| 普通中等专业学校         | Specialized Secondary Schools                        | 0.90    | 1.23   | 1.41    | 1.68    | 1.66    |
| 普通中等技术学校         | Technical Secondary Schools                          | 0.63    | 0.84   | 0.97    | 1.22    | 1.20    |
| 普通中等师范学校         | Teacher Secondary Schools                            | 0.27    | 0.39   | 0.44    | 0.46    | 0.46    |
| 普通中学             | Regular Secondary Schools                            | 22.21   | 24.05  | 24.68   | 29.09   | 30.86   |
| 普通高中             | Senior Secondary Schools                             | 3.41    | 3.79   | 3.45    | 4.09    | 4.57    |
| 普通初中             | Junior Secondary Schools                             | 18.80   | 20.26  | 21.23   | 25.00   | 26.29   |
| 职业中学             | Vocational Secondary Schools                         | 0.68    | 1.27   | 2.28    | 2.67    | 2.49    |
| 职业高中             | Senior Vocational Secondary Schools                  | 0.56    | 1.13   | 2.16    | 2.63    | 2.46    |
| 职业初中             | Junior Vocational Secondary Schools                  | 0.12    | 0.14   | 0.12    | 0.04    | 0.03    |
| 小学               | Primary Schools                                      | 43.09   | 44.34  | 39.23   | 44.66   | 45.93   |
| 幼儿园              | Kindergartens  | 2.44    | 3.80   | 1.89    | 2.12    | 2.44    |
| 特殊教育学校           | Special Schools                                      | 0.02    | 0.05   | 0.16    | 0.22    | 0.23    |
| 技工学校             | Technical Schools                                    | 0.38    | 0.59   | 0.79    | 0.82    | 0.71    |
| <b>在校学生数(万人)</b> | <b>Student Enrollment (10 000 persons)</b>           |         |        |         |         |         |
| 研究生(人)           | Graduate Students (person)                           | 996     | 1037   | 1307    | 2392    | 3229    |
| 普通高等学校           | Regular Institutions of Higher Education             | 6.85    | 8.04   | 12.24   | 18.55   | 26.24   |
| 中等学校             | Secondary Schools                                    | 376.74  | 381.90 | 485.15  | 657.33  | 719.58  |
| 普通中等专业学校         | Specialized Secondary Schools                        | 8.39    | 13.73  | 21.43   | 34.71   | 33.48   |
| 普通中等技术学校         | Technical Secondary Schools                          | 4.90    | 7.67   | 13.89   | 24.41   | 24.65   |
| 普通中等师范学校         | Teacher Secondary Schools                            | 3.49    | 6.06   | 7.54    | 10.30   | 8.83    |
| 普通中学             | Regular Secondary Schools                            | 357.46  | 352.56 | 417.86  | 568.86  | 638.14  |
| 普通高中             | Senior Secondary Schools                             | 52.27   | 49.27  | 42.91   | 61.07   | 75.15   |
| 普通初中             | Junior Secondary Schools                             | 305.19  | 303.29 | 374.95  | 507.80  | 562.99  |
| 职业中学             | Vocational Secondary Schools                         | 10.89   | 15.61  | 45.86   | 53.75   | 47.96   |
| 职业高中             | Senior Vocational Secondary Schools                  | 8.83    | 13.40  | 42.98   | 52.87   | 47.35   |
| 职业初中             | Junior Vocational Secondary Schools                  | 2.06    | 2.21   | 2.88    | 0.88    | 0.60    |
| 小学               | Primary Schools                                      | 1034.97 | 961.15 | 1039.56 | 1186.97 | 1130.63 |
| 幼儿园              | Kindergartens  | 76.54   | 115.66 | 230.58  | 178.52  | 156.37  |
| 特殊教育学校           | Special Schools                                      | 0.16    | 0.28   | 0.81    | 1.23    | 2.97    |
| 技工学校             | Technical Schools                                    | 2.63    | 5.64   | 9.32    | 7.93    | 6.75    |

注：1999年幼儿园教师不包括幼儿园园长。

a) Teachers of Kindergartens are not include Masters of Kindergartens.

## 17-3 学校教育招生数和毕业生数

## Number of New Student Enrollment and Graduates

| 项 目             | Item   | 1985   | 1990   | 1995   | 1999   | 2000   |
|-----------------|--|--------|--------|--------|--------|--------|
| <b>招生数(万人)</b>  | <b>New Student Enrollment (10 000 persons)</b> |        |        |        |        |        |
| 研究生(人)          | Graduate Students (person)                     | 649    | 334    | 469    | 1034   | 1485   |
| 普通高等学校          | Regular Institutions of Higher Education       | 2.67   | 2.66   | 4.32   | 7.88   | 11.69  |
| 中等学校            | Secondary Schools                              | 128.02 | 134.01 | 187.62 | 248.46 | 273.17 |
| 普通中等专业学校        | Specialized Secondary Schools                  | 3.67   | 5.11   | 8.53   | 11.38  | 9.97   |
| 普通中等技术学校        | Technical Secondary Schools                    | 2.32   | 2.77   | 5.45   | 7.61   | 7.48   |
| 普通中等师范学校        | Teacher Secondary Schools                      | 1.35   | 2.34   | 3.08   | 3.77   | 2.49   |
| 普通中学            | Regular Secondary Schools                      | 118.93 | 122.53 | 158.34 | 220.13 | 246.46 |
| 普通高中            | Senior Secondary Schools                       | 17.22  | 16.92  | 14.58  | 24.43  | 31.48  |
| 普通初中            | Junior Secondary Schools                       | 101.71 | 105.61 | 143.76 | 195.70 | 214.98 |
| 职业中学            | Vocational Secondary Schools                   | 5.42   | 6.37   | 20.75  | 16.95  | 16.74  |
| 职业高中            | Senior Vocational Secondary Schools            | 4.57   | 5.49   | 19.86  | 16.74  | 16.49  |
| 职业初中            | Junior Vocational Secondary Schools            | 0.85   | 0.88   | 0.89   | 0.21   | 0.26   |
| 小学              | Primary Schools                                | 174.24 | 172.46 | 232.52 | 193.65 | 171.11 |
| 特殊教育学校          | Special Schools                                | 0.04   | 0.06   | 0.18   | 0.23   | 0.45   |
| 技工学校            | Technical Schools                              | 1.57   | 2.00   | 3.39   | 2.52   | 2.79   |
| <b>毕业生数(万人)</b> | <b>Graduates (10 000 persons)</b>              |        |        |        |        |        |
| 研究生(人)          | Graduate Students (person)                     | 166    | 476    | 340    | 577    | 640    |
| 普通高等学校          | Regular Institutions of Higher Education       | 1.17   | 2.61   | 3.76   | 3.99   | 4.17   |
| 中等学校            | Secondary Schools                              | 93.17  | 107.57 | 124.08 | 181.75 | 192.01 |
| 普通中等专业学校        | Specialized Secondary Schools                  | 2.17   | 4.04   | 5.51   | 9.83   | 11.20  |
| 普通中等技术学校        | Technical Secondary Schools                    | 1.35   | 2.00   | 3.10   | 6.34   | 7.36   |
| 普通中等师范学校        | Teacher Secondary Schools                      | 0.82   | 2.04   | 2.41   | 3.49   | 3.84   |
| 普通中学            | Regular Secondary Schools                      | 88.92  | 99.36  | 109.35 | 153.97 | 162.16 |
| 普通高中            | Senior Secondary Schools                       | 15.44  | 16.70  | 13.51  | 15.50  | 17.47  |
| 普通初中            | Junior Secondary Schools                       | 73.48  | 82.66  | 95.84  | 138.47 | 144.69 |
| 职业中学            | Vocational Secondary Schools                   | 2.08   | 4.17   | 9.22   | 17.95  | 18.65  |
| 职业高中            | Senior Vocational Secondary Schools            | 1.65   | 3.51   | 8.14   | 17.68  | 18.17  |
| 职业初中            | Junior Vocational Secondary Schools            | 0.43   | 0.66   | 1.08   | 0.27   | 0.48   |
| 小学              | Primary Schools                                | 158.48 | 162.60 | 168.96 | 205.01 | 225.57 |
| 特殊教育学校          | Special Schools                                | 0.01   | 0.02   | 0.04   | 0.14   | 0.34   |
| 技工学校            | Technical Schools                              | 0.92   | 1.63   | 2.30   | 3.55   | 3.13   |

17-4 研究生分学科毕业、招生及在学人数  
Number of Graduates, New Student Enrollment,  
Student Enrollment of Postgraduate by Field of Study

单位: 人

(person)

| 学 科            | Subjects  | 1985       | 1990        | 1995        | 1999        | 2000        |
|----------------|---|------------|-------------|-------------|-------------|-------------|
| <b>分学科毕业生数</b> | <b>Graduates by Field of Study</b>              | <b>166</b> | <b>476</b>  | <b>340</b>  | <b>577</b>  | <b>640</b>  |
| 哲 学            | Philosophy                                      | 4          | 4           | 6           | 9           | 12          |
| 经济学            | Economics                                       | 8          | 20          | 9           | 53          | 59          |
| 法 学            | Law   |            | 8           | 15          | 36          | 48          |
| 教育学            | Education                                       |            | 18          | 8           | 9           | 11          |
| 文 学            | Literature                                      | 9          | 59          | 33          | 62          | 65          |
| 历史学            | History   | 15         | 28          | 12          | 19          | 18          |
| 理 学            | Science   | 50         | 93          | 74          | 92          | 101         |
| 工 学            | Engineering                                     | 44         | 129         | 101         | 181         | 169         |
| 农 学            | Agriculture                                     | 21         | 30          | 14          | 28          | 59          |
| 医 学            | Medicine  | 15         | 87          | 68          | 88          | 98          |
| <b>分学科招生数</b>  | <b>New Student Enrollment by Field of Study</b> | <b>649</b> | <b>334</b>  | <b>469</b>  | <b>1034</b> | <b>1485</b> |
| 哲 学            | Philosophy                                      | 22         |             | 9           | 18          | 30          |
| 经济学            | Economics                                       | 37         | 10          | 23          | 78          | 54          |
| 法 学            | Law   | 41         | 19          | 29          | 55          | 166         |
| 教育学            | Education                                       | 19         | 8           | 8           | 91          | 44          |
| 文 学            | Literature                                      | 77         | 35          | 59          | 75          | 134         |
| 历史学            | History   | 27         | 13          | 17          | 35          | 52          |
| 理 学            | Science   | 153        | 61          | 78          | 177         | 230         |
| 工 学            | Engineering                                     | 161        | 92          | 151         | 284         | 416         |
| 农 学            | Agriculture                                     | 29         | 21          | 21          | 58          | 89          |
| 医 学            | Medicine  | 83         | 75          | 74          | 163         | 270         |
| <b>分学科在学人数</b> | <b>Student Enrollment by Field of Study</b>     | <b>996</b> | <b>1037</b> | <b>1307</b> | <b>2392</b> | <b>3229</b> |
| 哲 学            | Philosophy                                      | 28         | 15          | 23          | 40          | 59          |
| 经济学            | Economics                                       | 45         | 30          | 71          | 203         | 181         |
| 法 学            | Law   | 41         | 34          | 77          | 154         | 280         |
| 教育学            | Education                                       | 21         | 25          | 23          | 113         | 146         |
| 文 学            | Literature                                      | 98         | 95          | 148         | 205         | 274         |
| 历史学            | History   | 40         | 52          | 51          | 80          | 113         |
| 理 学            | Science   | 243        | 200         | 218         | 413         | 531         |
| 工 学            | Engineering                                     | 268        | 283         | 386         | 642         | 901         |
| 农 学            | Agriculture                                     | 48         | 66          | 56          | 164         | 194         |
| 医 学            | Medicine  | 164        | 237         | 254         | 378         | 550         |



17-5 普通高等学校分学科毕业生、招生及在校学生数（2000年）

Number of Graduates, New Student Enrollment,  
Student Enrollment of Institutions of Higher Education by Field of Study

单位:人

(person)

| 学 科<br>Subject   | 毕业生          |                                    |                              | 招生                           |                                    |                              | 在校学生                  |                                    |                              |
|------------------|--------------|------------------------------------|------------------------------|------------------------------|------------------------------------|------------------------------|-----------------------|------------------------------------|------------------------------|
|                  | Graduates    | 本科<br>Regular<br>College<br>Course | 专科<br>Specialized<br>Subject | New<br>Student<br>Enrollment | 本科<br>Regular<br>College<br>Course | 专科<br>Specialized<br>Subject | Student<br>Enrollment | 本科<br>Regular<br>Regular<br>Course | 专科<br>Specialized<br>Subject |
| <b>总 计</b> Total | <b>41738</b> | <b>17048</b>                       | <b>24690</b>                 | <b>116853</b>                | <b>44735</b>                       | <b>72118</b>                 | <b>262400</b>         | <b>125575</b>                      | <b>136825</b>                |
| 哲 学 Philosophy   |              |                                    |                              |                              |                                    |                              |                       |                                    |                              |
| 经济学 Economics    | 7456         | 3837                               | 3619                         | 18296                        | 7310                               | 10986                        | 42890                 | 22761                              | 20129                        |
| 法 学 Law          | 1225         | 343                                | 882                          | 3779                         | 998                                | 2781                         | 8008                  | 2913                               | 5095                         |
| 教育学 Education    | 2099         | 529                                | 1570                         | 5389                         | 1676                               | 3713                         | 10390                 | 4284                               | 6106                         |
| 文 学 Literature   | 6888         | 1492                               | 5396                         | 19584                        | 4944                               | 14640                        | 38868                 | 13564                              | 25304                        |
| 历史学 History      | 763          | 261                                | 502                          | 1637                         | 672                                | 965                          | 3851                  | 1710                               | 2141                         |
| 理 学 Science      | 3449         | 1303                               | 2146                         | 10027                        | 4503                               | 5524                         | 23565                 | 11152                              | 12413                        |
| 工 学 Engineering  | 15316        | 7191                               | 8125                         | 45492                        | 19358                              | 26134                        | 104417                | 52367                              | 52050                        |
| 农 学 Agriculture  | 1974         | 825                                | 1149                         | 4931                         | 1922                               | 3009                         | 12041                 | 6366                               | 5675                         |
| 医 学 Medicine     | 2568         | 1267                               | 1301                         | 7718                         | 3352                               | 4366                         | 18370                 | 10458                              | 7912                         |

17-6 普通高等学校分学科专任教师数（2000年）

Number of Full-Time Teachers by Field of Study  
in Regular Higher Educational Institutions(2000)

单位:人

(person)

| 学 科<br>Subject   | 合计<br>Total  |               |                    |              |              |                      |
|------------------|--------------|---------------|--------------------|--------------|--------------|----------------------|
|                  |              | 正高级<br>Senior | 副高级<br>Vice-Senior | 中级<br>Medium | 初级<br>Junior | 无职称<br>Not Appointed |
| <b>总 计</b> Total | <b>20239</b> | <b>1167</b>   | <b>5866</b>        | <b>7597</b>  | <b>4353</b>  | <b>1256</b>          |
| 哲 学 Philosophy   | 826          | 47            | 248                | 353          | 133          | 45                   |
| 经济学 Economics    | 1879         | 90            | 477                | 790          | 415          | 107                  |
| 法 学 Law          | 510          | 22            | 105                | 199          | 159          | 25                   |
| 教育学 Education    | 2185         | 106           | 536                | 918          | 486          | 139                  |
| 文 学 Literature   | 3209         | 132           | 826                | 1123         | 842          | 286                  |
| 历史学 History      | 459          | 42            | 150                | 172          | 84           | 11                   |
| 理 学 Science      | 3768         | 231           | 1238               | 1296         | 777          | 226                  |
| 工 学 Engineering  | 5369         | 286           | 1539               | 2056         | 1146         | 342                  |
| 农 学 Agriculture  | 679          | 90            | 282                | 222          | 51           | 34                   |
| 医 学 Medicine     | 1355         | 121           | 465                | 468          | 260          | 41                   |

17-7 普通高等学校专任教师分年龄的人数 (2000年)

Number of Full-Time Teachers by Ages  
in Regular Higher Educational Institutions(2000)

单位:人 (person)

| 年 龄<br>Age                 | 合计<br>Total  | 正高级         | 副高级         | 中级          | 初级          | 无职称           |
|----------------------------|--------------|-------------|-------------|-------------|-------------|---------------|
|                            |              | Senior      | Vice-Senior | Medium      | Junior      | Not Appointed |
| <b>总 计</b><br>Total        | <b>20239</b> | <b>1167</b> | <b>5866</b> | <b>7597</b> | <b>4353</b> | <b>1256</b>   |
| 30岁及以下<br>Age 30 and below | 6071         |             | 4           | 1187        | 3659        | 1221          |
| 31--35岁<br>Age 31-35       | 4431         | 20          | 571         | 3295        | 520         | 25            |
| 36--40岁<br>Age 36-40       | 4004         | 95          | 1698        | 2091        | 114         | 6             |
| 41--45岁<br>Age 41-45       | 2146         | 245         | 1344        | 519         | 36          | 2             |
| 46--50岁<br>Age 46-50       | 1367         | 207         | 877         | 265         | 17          | 1             |
| 51--55岁<br>Age 51-55       | 1032         | 200         | 683         | 141         | 7           | 1             |
| 56--60岁<br>Age 56-60       | 1017         | 269         | 655         | 93          |             |               |
| 61岁及以上<br>Age 61 and over  | 171          | 131         | 34          | 6           |             |               |

17-8 普通高等学校专任教师分学历的人数 (2000年)

Number of Full-Time Teachers by Educational Background  
in Regular Higher Educational Institutions(2000)

单位:人 (person)

| 学 历<br>Educational Background  | 合计<br>Total  | 正高级         | 副高级         | 中级          | 初级          | 无职称           |
|--|--------------|-------------|-------------|-------------|-------------|---------------|
|  |              | Senior      | Vice-Senior | Medium      | Junior      | Not Appointed |
| <b>总 计</b><br>Total  | <b>20239</b> | <b>1167</b> | <b>5866</b> | <b>7597</b> | <b>4353</b> | <b>1256</b>   |
| 研究生毕业<br>Postgraduate  | 4513         | 399         | 1560        | 1928        | 480         | 146           |
| 博士<br>Doctor   | 494          | 119         | 227         | 141         | 2           | 5             |
| 硕士<br>Master   | 3618         | 273         | 1226        | 1576        | 406         | 137           |
| 未授博士、硕士<br>学位的<br>Not Obtained Doctor and<br>Master's Degree   | 401          | 7           | 107         | 211         | 72          | 4             |
| 高等学校本科毕业<br>Undergraduate Student  | 14897        | 751         | 4153        | 5354        | 3630        | 1009          |
| 学士<br>Bachelor   | 13241        | 536         | 3248        | 4974        | 3490        | 993           |
| 研究生肄业<br>Graduate Student in School  | 20           | 2           |             | 4           | 14          |               |
| 未获学士学位的<br>Not Obtained Bachelor's Degree  | 1636         | 213         | 905         | 376         | 126         | 16            |
| 高等学校专科毕业及<br>本专科肄业二年以上<br>Specialized Secondary of Higher Education<br>and Undergraduate & Specialized Study<br>in School for Over 2 years | 750          | 17          | 127         | 294         | 238         | 74            |
| 高等学校本专科肄业<br>未满二年及以下<br>Undergraduate & Specialized Secondary of<br>Higher Education Study in School for<br>Below 2 years                  | 79           |             | 26          | 21          | 5           | 27            |

17-9 普通中等专业学校分学科毕业生、招生及在校学生数（2000年）

Graduates, New Student Enrollment, Student Enrollment  
of Specialized Secondary Schools by Field of Study(2000)

单位: 人 (person)

| 学 科<br>Subject            | 毕业生<br>Graduates | 招生<br>New student<br>Enrollment | 招生                                  |  | 在校学生<br>Student<br>Enrollment |
|---------------------------|------------------|---------------------------------|-------------------------------------|--|-------------------------------|
|                           |                  |                                 | 高中毕业<br>Senior Secondary<br>Schools | 初中毕业<br>Graduates of Junior<br>Secondary Schools |                               |
| <b>总 计</b> <b>Total</b>   | <b>112019</b>    | <b>99713</b>                    | <b>4811</b>                         | <b>94902</b>                                     | <b>334790</b>                 |
| 工、科 Engineering           | 26635            | 30072                           | 1528                                | 28544  | 100116                        |
| 农 科 Agriculture           | 1410             | 1824                            | 268                                 | 1556   | 8060                          |
| 林 科 Forestry              | 580              | 768                             | 30                                  | 738  | 2707                          |
| 医药卫生科 Health              | 10081            | 16947                           | 334                                 | 16613  | 43340                         |
| 财 经 Economics and Finance | 13279            | 9195                            | 766                                 | 8429   | 31306                         |
| 管 理 Administration        | 10200            | 6589                            | 492                                 | 6097   | 24544                         |
| 政 法 Politics and Law      | 3698             | 3309                            | 1246                                | 2063   | 10620                         |
| 艺 术 Art                   | 7209             | 8219                            | 140                                 | 8079   | 24966                         |
| 体 育 Physical Culture      | 2035             | 3083                            |                                     | 3083   | 8651                          |
| 师 范 Teacher Training      | 36892            | 19707                           | 7                                   | 19700  | 80480                         |

17-10 普通中等专业学校分学科、学历专任教师数（2000年）

Number of Full-Time Teachers by Field of Study  
in Specialized Secondary Schools(2000)

单位:人 (person)

| 学 科<br>Subject            | 合 计<br>Total | 学历  |   |  |  |
|---------------------------|--------------|---|---|--|--|
|                           |              | 高校本科<br>毕业及以上<br>Undergraduates<br>of Higher<br>Education<br>and Over | 专科及本、<br>专科肄业两年以上<br>Special Higher<br>Education and<br>Undergraduate &<br>Specialized<br>Secondary of Higher<br>Education Study<br>in School for<br>Over 2 years | 本、专科肄业<br>未满二年<br>Undergraduates and<br>Specialized Secondary<br>of Higher Education<br>Study in School<br>for Below 2 years | 中等、高中<br>毕业及以下<br>Secondary and<br>Senior and<br>Below |
| <b>总 计</b> <b>Total</b>   | <b>16640</b> | <b>13004</b>  | <b>2878</b>   | <b>121</b>   | <b>637</b>   |
| 工 科 Engineering           | 2085         | 1801  | 256   | 3  | 25   |
| 农 科 Agriculture           | 370          | 333   | 37  |  |  |
| 林 科 Forestry              | 73           | 63  | 9   |  | 1  |
| 医药卫生科 Health              | 1228         | 743   | 355   | 50   | 80   |
| 财 经 Economics and Finance | 1264         | 987   | 261   | 6  | 10   |
| 管 理 Administration        | 528          | 462   | 63  |  | 3  |
| 政 法 Politics and Law      | 460          | 372   | 75  |  | 13   |
| 艺 术 Art                   | 1055         | 393   | 383   | 14   | 265  |
| 体 育 Physical Culture      | 649          | 461   | 133   | 8  | 47   |
| 师 范 Teacher Training      | 1734         | 1590  | 126   | 3  | 15   |
| 普通课 Ordinarily            | 5870         | 4858  | 880   | 26   | 106  |
| 技术基础课 Technological Basic | 1041         | 810   | 189   | 8  | 34   |
| 实习指导课 Practical Training  | 283          | 131   | 111   | 3  | 38   |

17-11 普通中等专业学校专任教师分年龄的人数（2000年）

Number of Full-Time Teachers  
by Ages in Specialized Secondary Schools(2000)

单位:人 (person)

| 年 龄<br>Age                                   | 合计<br>Total  | 副高级         | 中级          | 初级          | 无职称           |
|--|--------------|-------------|-------------|-------------|---------------|
|  |              | Vice-Senior | Medium      | Junior      | Not Appointed |
| <b>总 计</b><br>Total                          | <b>16640</b> | <b>3340</b> | <b>6736</b> | <b>6004</b> | <b>560</b>    |
| <b>中等技术学校</b><br>Technical Secondary Schools | <b>12028</b> | <b>2367</b> | <b>4872</b> | <b>4360</b> | <b>429</b>    |
| 30岁及以下<br>Age 30 and Below                   | 3982         | 11          | 554         | 3038        | 379           |
| 31--35岁<br>Age 31--35                        | 2856         | 129         | 1782        | 925         | 20            |
| 36--40岁<br>Age 36--40                        | 1972         | 478         | 1225        | 258         | 11            |
| 41--45岁<br>Age 41--45                        | 1342         | 591         | 662         | 80          | 9             |
| 46--50岁<br>Age 46--50                        | 837          | 468         | 338         | 28          | 3             |
| 51--55岁<br>Age 51--55                        | 617          | 398         | 194         | 21          | 4             |
| 56--60岁<br>Age 56--60                        | 391          | 266         | 112         | 10          | 3             |
| 61岁以上<br>Age 61 and Over                     | 31           | 26          | 5           |             |               |
| <b>中等师范学校</b><br>Teacher Secondary Schools   | <b>4612</b>  | <b>973</b>  | <b>1864</b> | <b>1644</b> | <b>131</b>    |
| 30岁及以下<br>Age 30 and Below                   | 1409         |             | 148         | 1137        | 124           |
| 31--35岁<br>Age 31--35                        | 1270         | 39          | 828         | 399         | 4             |
| 36--40岁<br>Age 36--40                        | 852          | 222         | 549         | 78          | 3             |
| 41--45岁<br>Age 41--45                        | 409          | 227         | 167         | 15          |               |
| 46--50岁<br>Age 46--50                        | 330          | 212         | 107         | 11          |               |
| 51--55岁<br>Age 51--55                        | 220          | 170         | 47          | 3           |               |
| 56--60岁<br>Age 56--60                        | 121          | 102         | 18          | 1           |               |
| 61岁以上<br>Age 61 and Over                     | 1            | 1           |             |             |               |

17-12 技工学校数、学生数和教职工数

Number of Technical Schools, Students, Teachers and Staff

| 指 标<br>Item                                       | 1985 | 1990 | 1995 | 1999 | 2000 |
|---|------|------|------|------|------|
| 学校数(所)<br>Number of Schools (unit)                | 135  | 168  | 204  | 201  | 193  |
| 在校学生数(万人)<br>Student Enrollment (10 000 persons)  | 2.63 | 5.64 | 9.32 | 7.93 | 6.75 |
| 毕业生数(万人)<br>Graduates(10 000 persons)             | 0.92 | 1.63 | 2.30 | 3.55 | 3.13 |
| 招生数(万人)<br>New Student Enrollment(10 000 persons) | 1.57 | 2.00 | 3.39 | 2.52 | 2.79 |
| 教职工数(万人)<br>Teachers and Staff(10 000 persons)    | 0.79 | 1.48 | 1.77 | 1.43 | 1.27 |

17-13 各类技工学校情况 (2000年)  
Statistics on Various Technical Schools(2000)

| 指 标<br>Item                                | 合 计   |                   |   |
|--|-------|-------------------|---|
|  | Total | 地方所属<br>Provinces | 中央部属<br>Ministries of<br>the State<br>Council |
| 学校数 (所)<br>Number of Schools (unit)        | 193   | 187               | 6   |
| 在校学生数 (人)<br>Student Enrollment (person)   | 67533 | 63399             | 4134  |
| 毕业生数 (人)<br>Graduates (person)             | 31344 | 29963             | 1381  |
| 招生数 (人)<br>New Student Enrollment (person) | 27870 | 26408             | 1462  |
| 教职工数 (人)<br>Teachers and Staff (person)    | 12660 | 12080             | 580   |
| #文化技术理论课指导教师<br>Classroom Teachers         | 5308  | 5099              | 209   |
| 生产实习课指导教师<br>Practical Training Teachers   | 1823  | 1741              | 82  |

17-14 普通中小学和幼儿园专任教师分学历的人数与构成

Number of Full-time Teachers and its Composition in Regular Secondary Schools,  
Primary Schools and Kindergartens by Educational Level

单位:人 (person)

| 学 历<br>Educational Level  | 1999          |                          | 2000          |                          |
|---|---------------|--------------------------|---------------|--------------------------|
|   | 绝对数<br>Total  | 构成(%)<br>Composition (%) | 绝对数<br>Total  | 构成(%)<br>Composition (%) |
| <b>高中教师</b><br>Senior Secondary School Teachers                               | <b>40899</b>  | <b>100.0</b>             | <b>45737</b>  | <b>100.0</b>             |
| 大学本科毕业及以上的<br>Undergraduates and Over   | 27687         | 67.7                     | 32651         | 71.4                     |
| 大学专科毕业<br>Specialized secondary of Higher Education                           | 12554         | 30.7                     | 12410         | 27.1                     |
| 中专、高中毕业及以下的<br>Secondary schools, Senior Schools and below                    | 658           | 1.6                      | 676           | 1.5                      |
| <b>初中教师</b><br>Junior Secondary School Teachers                               | <b>250044</b> | <b>100.0</b>             | <b>262897</b> | <b>100.0</b>             |
| 大学本科毕业及以上的<br>Undergraduates and Over   | 21394         | 8.6                      | 26609         | 10.1                     |
| 大学专科毕业<br>Specialized secondary of Higher Education                           | 191627        | 76.6                     | 203207        | 77.3                     |
| 中专毕业<br>Specialized secondary   | 29786         | 11.9                     | 27372         | 10.4                     |
| 高中毕业及以下的<br>Senior and below  | 7237          | 2.9                      | 5709          | 2.2                      |
| <b>小学教师</b><br>Primary School Teachers  | <b>446613</b> | <b>100.0</b>             | <b>459277</b> | <b>100.0</b>             |
| 大学专科毕业及以上的<br>Specialized secondary of Higher<br>Education and over           | 72710         | 16.3                     | 86962         | 18.9                     |
| 中专毕业<br>Specialized secondary   | 324644        | 72.7                     | 336018        | 73.2                     |
| 高中毕业<br>Senior Secondary  | 35894         | 8.0                      | 27234         | 5.9                      |
| 高中毕业以下的<br>Senior and Below   | 13365         | 3.0                      | 9063          | 2.0                      |
| <b>幼儿园教师</b><br>Kindergartens Teachers  | <b>23175</b>  | <b>100.0</b>             | <b>24369</b>  | <b>100.0</b>             |
| 高师毕业及以上<br>Senior and Over  | 3951          | 17.0                     | 3795          | 15.6                     |
| 中师毕业<br>Teacher Secondary   | 12878         | 55.6                     | 13250         | 54.3                     |
| 普通高中、职业高中、幼师毕业<br>Senior, Vocational Senior and Preschool<br>Teacher Training | 5487          | 23.7                     | 6736          | 27.6                     |
| 初中毕业及以下<br>Junior and Below   | 859           | 3.7                      | 588           | 2.5                      |

## 17-15 学校教育女学生和女教师数

## Number of Female Students and Teachers of School

| 项 目              | Item  | 1985          | 1990          | 1995          | 1999          | 2000          |
|------------------|---|---------------|---------------|---------------|---------------|---------------|
| <b>女学生数(万人)</b>  | <b>Number of Female Students (10 000 persons)</b>         | <b>613.24</b> | <b>606.65</b> | <b>722.78</b> | <b>887.35</b> | <b>865.20</b> |
| 普通高等学校           | Regular Institutions of Higher Education                  | 1.96          | 2.57          | 4.42          | 6.56          | 9.48          |
| 普通中等专业学校         | Specialized Secondary Schools                             | 3.55          | 6.48          | 11.20         | 20.28         | 20.24         |
| 普通中学             | Regular Secondary Schools                                 | 144.16        | 146.71        | 189.68        | 262.52        | 269.98        |
| 职业中学             | Vocational Secondary Schools                              | 4.34          | 7.04          | 21.59         | 25.28         | 22.33         |
| 小 学              | Primary Schools   | 459.23        | 443.85        | 495.89        | 572.71        | 543.17        |
| <b>女学生占学生总数%</b> | <b>Percentage of Female Students to Total Students(%)</b> | <b>43.3</b>   | <b>44.9</b>   | <b>47.0</b>   | <b>47.6</b>   | <b>46.11</b>  |
| 普通高等学校           | Regular Institutions of Higher Education                  | 28.6          | 32.0          | 36.1          | 35.4          | 36.13         |
| 普通中等专业学校         | Specialized Secondary Schools                             | 42.3          | 47.2          | 52.3          | 58.4          | 60.45         |
| 普通中学             | Regular Secondary Schools                                 | 40.3          | 41.6          | 45.4          | 46.1          | 42.31         |
| 职业中学             | Vocational Secondary Schools                              | 39.9          | 45.1          | 47.1          | 47.0          | 46.56         |
| 小 学              | Primary Schools   | 44.4          | 46.2          | 47.7          | 48.2          | 48.04         |
| <b>女教师数(万人)</b>  | <b>Number of Female Teachers(10 000 persons)</b>          | <b>20.71</b>  | <b>25.24</b>  | <b>26.82</b>  | <b>34.87</b>  | <b>37.35</b>  |
| 普通高等学校           | Regular Institutions of Higher Education                  | 0.28          | 0.40          | 0.49          | 0.67          | 0.72          |
| 普通中等专业学校         | Specialized Secondary Schools                             | 0.29          | 0.44          | 0.55          | 0.71          | 0.72          |
| 普通中学             | Regular Secondary Schools                                 | 4.65          | 6.23          | 8.09          | 11.38         | 12.57         |
| 职业中学             | Vocational Secondary Schools                              | 0.12          | 0.33          | 0.76          | 1.05          | 0.99          |
| 小 学              | Primary Schools   | 15.37         | 17.84         | 16.93         | 21.07         | 22.35         |
| <b>女教师占教师总数%</b> | <b>Percentage of Female Teachers to Total Teachers(%)</b> | <b>30.4</b>   | <b>33.2</b>   | <b>37.7</b>   | <b>43.6</b>   | <b>45.02</b>  |
| 普通高等学校           | Regular Institutions of Higher Education                  | 25.5          | 28.6          | 31.6          | 35.6          | 35.64         |
| 普通中等专业学校         | Specialized Secondary Schools                             | 32.2          | 35.8          | 39.0          | 42.2          | 43.37         |
| 普通中学             | Regular Secondary Schools                                 | 20.9          | 25.9          | 32.8          | 39.1          | 40.73         |
| 职业中学             | Vocational Secondary Schools                              | 17.6          | 26.0          | 33.3          | 39.2          | 39.76         |
| 小 学              | Primary Schools   | 35.7          | 40.2          | 43.2          | 47.2          | 48.66         |

17-16 平均每万人口在校学生数、教师负担学生数及其他  
Students Enrollment per 10000 Population, Student-Teacher Ratio and Other

| 项 目                   | Item   | 1985    | 1990    | 1995    | 1999           | 2000             |
|-----------------------|--|---------|---------|---------|----------------|------------------|
| <b>平均每万人口在校学生数(人)</b> | <b>Student Enrollment per 10 000 Population (person)</b>                                     |         |         |         |                |                  |
| 大学生(含研究生)             | Undergraduate(include Postgraduate)  | 8.86    | 9.41    | 13.59   | 20.02          | 28.32            |
| 普通中专生                 | Specialized Secondary Schools Students   | 10.69   | 15.87   | 23.55   | 36.98          | 35.67            |
| 职业学生                  | Vocational Secondary Schools Students  | 13.88   | 18.05   | 50.40   | 57.26          | 51.09            |
| 普通高中生                 | Regular Senior Secondary Schools Students  | 66.61   | 56.97   | 47.15   | 65.06          | 80.06            |
| 普通初中生                 | Regular Junior Secondary Schools Students  | 388.93  | 350.66  | 412.03  | 540.96         | 599.76           |
| 小学生                   | Primary School Students  | 1318.94 | 1111.28 | 1142.38 | 1264.48        | 1204.46          |
| <b>平均每个教师负担学生数(人)</b> | <b>Student-Teacher Ratio (person)</b>  |         |         |         |                |                  |
| 高等学校(含研究生)            | Institutions of Higher Education<br>(include Postgraduate)                                   | 6.32    | 5.81    | 7.98    | 10.01          | 13.17            |
| 普通中等专业学校              | Speciulized Secondary Schools  | 9.32    | 11.16   | 15.20   | 20.68          | 20.10            |
| 普通中学                  | Regular Secondary Schools  | 16.09   | 14.66   | 16.93   | 19.55          | 20.68            |
| 小学                    | Primary Schools  | 24.02   | 21.68   | 26.50   | 26.58          | 24.62            |
| <b>入学率、巩固率、升学率</b>    | <b>Enrollment Rate, Consolidation Rate,<br/>Enter Higher School Rate</b>                     |         |         |         |                |                  |
| 初中适龄人口入学率(%)          | Percentage of School-Age Primary Enrolled (%)  |         |         | 83.30   | 98.05          | 98.17            |
| 初中在校生巩固率(%)           | Percentage of Student Enrollment Consolidated (%)  |         |         | 97.00   | 98.29          | 100.29           |
| 初中毕业生升学率(%)           | Percentage of Graduates of Junior Secondary<br>Schools Entering Senior Secondary Schools (%) | 32.90   | 31.90   | 45.10   | 42.08          | 41.40            |
| 小学适龄人口入学率(%)          | Percentage of School-Age Children Enrolled (%)   | 96.90   | 98.78   | 99.17   | 99.84          | 99.84            |
| 小学在校生巩固率(%)           | Percentage of Student Enrollment Consolidated (%)  |         |         | 99.30   | 100.06         | 100.02           |
| 小学毕业生升学率(%)           | Percentage of Graduates of Primary<br>Schools Entering Junior Secondary Schools (%)          | 64.70   | 65.48   | 85.60   | 95.56          | 95.42            |
| <b>教育经费总支出</b>        | <b>Expenditures of Educational Funds</b>   |         |         |         |                |                  |
| <b>(预算内、外)(万元)</b>    | <b>(budgetary, fee) (10 000 yuan)</b>  |         |         |         | <b>1495984</b> | <b>1569429.5</b> |
| 国家财政性教育经费             | Government Appropriation for Education   |         |         |         | 1009311        | 1134359.2        |
| # 预算内教育经费             | Budgetary  |         |         |         | 788647         | 911620.8         |
| 社会团体和公民个人办学经费         | Funds of Social Organizations And Citizens<br>for Running Schools                            |         |         |         | 21043          | 30981.4          |
| 社会投资和集资办学经费           | Donation and Fund-Raising for Running Schools  |         |         |         | 100559         | 60044.7          |
| 学费和杂费                 | Tuition and Miscellaneous Fee  |         |         |         | 335023         | 303614.5         |
| 其他教育经费                | Other Educational Funds  |         |         |         | 30048          | 40429.7          |
| <b>中小学学校校舍危房率(%)</b>  | <b>Percentage of dangerous house of Regular<br/>Secondary and Primary Schools (%)</b>        |         |         |         | <b>0.2</b>     | <b>0.30</b>      |
| <b>小学生辍学人数(万人)</b>    | <b>Number of Primary Discontinue<br/>their Study (10 000 persons)</b>                        |         |         |         | <b>0.77</b>    | <b>1.86</b>      |
| <b>初中学生辍学人数(万人)</b>   | <b>Number of Junior Discontinue<br/>their Study (10 000 persons)</b>                         |         |         |         | <b>8.35</b>    | <b>9.81</b>      |
| <b>小学教师学历合格率(%)</b>   | <b>Percentage of Up to Grade of Primary Teachers (%)</b>                                     |         |         |         | <b>97.01</b>   | <b>98.00</b>     |

## 17-17 特殊教育学校基本情况 (2000年)

## Basic Statistics on Special Educational Schools(2000)

单位: 人

(person)

| 项 目<br>Item   | 学校数<br>(所)<br>Number of<br>Schools (unit) | 教职工数<br>Staff and<br>Teachers |                                 | 在 校<br>学生数<br>Student<br>Enrollment | 招生数<br>New Student<br>Enrollment | 毕业生数<br>Graduates |
|---|---|-------------------------------|---------------------------------|-------------------------------------|----------------------------------|-------------------|
|   |   |                               | # 专任教师<br>Full-time<br>Teachers |                                     |                                  |                   |
| <b>总 计</b><br>Total   | <b>121</b>                                | <b>2929</b>                   | <b>2289</b>                     | <b>29744</b>                        | <b>4529</b>                      | <b>3353</b>       |
| 盲聋哑学校<br>Schools for the Blind and Deaf-Mute                    | 100                                       | 2639                          | 2042                            | 10333                               | 1554                             | 1180              |
| # 盲聋哑学校<br>Schools for the Blind and Deaf-Mute                  | 18  | 742                           | 569                             | 2256                                | 424                              | 295               |
| 聋哑学校<br>Schools for the Deaf-Mute                               | 81  | 1882                          | 1460                            | 5107                                | 900                              | 564               |
| 弱智儿童辅读校、班<br>Assist Schools and Classes of<br>Mentally Retarded | 21  | 290                           | 247                             | 19411                               | 2975                             | 2173              |

## 17-18 成人学校基本情况 (2000年)

## Basic Statistics on Adult Schools (2000)

单位: 人

(person)

| 各 类 学 校<br>Various Schools   | 学校数<br>(所)<br>Number of<br>Schools (unit) | 教职工数<br>Teachers<br>and Staff |                                 | 在校 学生数<br>Student<br>Enrollment | 招生数<br>New Student<br>Enrollment | 毕业生数<br>Graduates |
|--|---|-------------------------------|---------------------------------|---------------------------------|----------------------------------|-------------------|
|  |   |                               | # 专任教师<br>Full-time<br>Teachers |                                 |                                  |                   |
| <b>成人高等学校</b><br>Adult Higher Education Schools  | <b>34</b>                                 | <b>7949</b>                   | <b>4183</b>                     | <b>168187</b>                   | <b>76026</b>                     | <b>51292</b>      |
| 广播电视大学<br>Radio and TV Universities  | 1   | 1945                          | 918                             | 19359                           | 9891                             | 7407              |
| 职工、农民学院<br>Schools of Higher Education<br>for Staff, Workers and Peasants                                    | 18  | 2836                          | 1556                            | 16258                           | 6772                             | 4809              |
| 管理干部学院<br>Colleges of Management Cadres  | 3   | 1217                          | 546                             | 8251                            | 3793                             | 3255              |
| 教育学院<br>Pedagogical Colleges   | 12  | 1951                          | 1163                            | 14987                           | 8558                             | 4075              |
| 高校函授部、夜大学<br>Correspondence Department or<br>Evening Universities Run by<br>Institutions of Higher Education |   |                               |                                 | 109332                          | 47012                            | 31746             |
| <b>成人中等学校</b><br>Secondary Schools for Adults  | <b>36775</b>                              | <b>27786</b>                  | <b>17642</b>                    | <b>3866160</b>                  | <b>6731470</b>                   | <b>7233826</b>    |
| 中等专业学校<br>Specialized Secondary Schools<br>for Adults  | 277                                       | 18149                         | 10475                           | 147066                          | 44340                            | 85474             |
| 广播电视中专<br>Radio and TV Specondary<br>Schools   | 5   | 1985                          | 848                             | 42798                           | 11615                            | 19225             |
| 干部中专<br>Specialized Secondary Schools<br>for Cadres  | 15  | 1527                          | 853                             | 6476                            | 6107                             | 14032             |
| 职工中专<br>Specialized Secondary Schools<br>for Staff   | 77  | 3221                          | 1696                            | 23335                           | 1712                             | 4154              |
| 农民中专<br>Specialized Secondary Schools<br>for Peasants  | 49  | 2565                          | 1715                            | 19720                           | 7335                             | 11146             |
| 函授中专<br>Specialized Correspondence<br>Secondary Schools  | 2   | 3020                          | 1636                            | 16640                           | 7282                             | 8788              |
| 教师进修学校<br>Teacher Training Schools   | 129                                       | 5831                          | 3727                            | 19710                           | 6117                             | 15492             |
| 普通中专成人<br>中专班<br>Specialized Secondary Courses<br>for Adults   |   |                               |                                 | 7143                            | 1622                             | 4106              |
| 成人高校成人<br>中专班<br>Higher Education Course<br>for Adults   |   |                               |                                 | 11244                           | 2550                             | 8531              |
| 中学<br>Secondary Schools for Adults   | 32  | 163                           | 128                             | 8012                            | 12009                            | 9617              |
| 职工中学<br>Secondary Schools for Staff<br>and Workers   | 8   | 76                            | 46                              | 1899                            | 1539                             | 882               |
| 农民中学<br>Secondary Schools for Peasants   | 24  | 87                            | 82                              | 6113                            | 10470                            | 8735              |
| 技术培训学校<br>Technical Training Schools   | 36466                                     | 9474                          | 7039                            | 3711082                         | 6675121                          | 7138735           |
| 职工技术培训学校<br>Technical Training Schools for<br>Staff and Workers  | 554                                       | 2960                          | 1255                            | 124935                          | 348895                           | 359207            |
| 农民技术培训学校<br>Technical Training Schools<br>for Peasants   | 35912                                     | 6514                          | 5784                            | 3586147                         | 6326226                          | 6779528           |
| <b>成人初等学校</b><br>Primary Schools for Adults  | <b>18758</b>                              | <b>1872</b>                   | <b>1206</b>                     | <b>504327</b>                   | <b>522788</b>                    | <b>470336</b>     |
| 职工初等学校<br>Primary Schools for Staff<br>and Workers   | 128                                       | 5                             | 4                               | 13207                           | 20852                            | 15267             |
| 农民初等学校<br>Primary Schools for peasants   | 18630                                     | 1867                          | 1202                            | 491120                          | 501936                           | 455069            |
| # 扫盲班<br>Literacy Courses  | 12069                                     | 1238                          | 688                             | 248610                          | 227381                           | 209621            |



## 17-19 各市普通高等学校基本情况 (2000年)

## Basic Statistics on Regular Institutions of Higher Education by City(2000)

单位: 人

(person)

| 市<br>City            | 学校数<br>(所)<br>Number of<br>Schools (unit) | 教职工数<br>Teachers and<br>Staff | # 专任教师<br>Full-time<br>Teachers | 在校学生数<br>Student<br>Enrollment | 招生数<br>New Student<br>Enrollment | 毕业生数<br>Graduates |
|----------------------|---|-------------------------------|---------------------------------|--------------------------------|----------------------------------|-------------------|
|                      |   |                               |                                 |                                |                                  |                   |
| 郑 州 市 Zhengzhou      | 20  | 19711                         | 7653                            | 119071                         | 50768                            | 18894             |
| 开 封 市 Kaifeng        | 3   | 4656                          | 2253                            | 22155                          | 9315                             | 3265              |
| 洛 阳 市 Luoyang        | 6   | 4797                          | 2266                            | 25628                          | 11549                            | 4572              |
| 平 顶 山 市 Pingdingshan | 2   | 1042                          | 655                             | 7199                           | 3422                             | 1102              |
| 安 阳 市 Anyang         | 2   | 1347                          | 850                             | 8106                           | 4486                             | 1613              |
| 鹤 壁 市 Hebi           |   |                               |                                 |                                |                                  |                   |
| 新 乡 市 Xinxiang       | 6   | 4602                          | 2102                            | 29454                          | 11665                            | 4459              |
| 焦 作 市 Jiaozuo        | 2   | 1815                          | 912                             | 11785                          | 5075                             | 1878              |
| 濮 阳 市 Puyang         |   |                               |                                 | 1370                           | 809                              | 395               |
| 许 昌 市 Xuchang        | 1   | 535                           | 344                             | 4774                           | 2500                             | 750               |
| 漯 河 市 Luohe          | 1   | 517                           | 395                             | 1548                           | 1105                             | 0                 |
| 三 门 峡 市 Sanmenxia    | 1   | 274                           | 140                             | 966                            | 681                              | 0                 |
| 南 阳 市 Nanyang        | 2   | 1448                          | 783                             | 9930                           | 5117                             | 1569              |
| 商 丘 市 Shangqiu       | 1   | 914                           | 467                             | 4882                           | 3076                             | 630               |
| 信 阳 市 Xinyang        | 2   | 1327                          | 717                             | 8878                           | 3424                             | 1457              |
| 周 口 市 Zhoukou        | 2   | 562                           | 337                             | 3603                           | 1841                             | 559               |
| 驻 马 店 市 Zhumadian    | 1   | 831                           | 365                             | 3051                           | 2020                             | 595               |
| 济 源 市 Jiyuan         |   |                               |                                 |                                |                                  |                   |

## 17-20 各市成人教育基本情况 (2000年)

## Basic Statistics on Adult Education by City(2000)

单位: 人

(person)

| 市<br>City            | 学校数<br>(所)<br>Number of<br>Schools (unit) | 教职工数<br>Teachers and<br>Staff | # 专任教师<br>Full-time<br>Teachers | 在校学生数<br>Student<br>Enrollment | 招生数<br>New Student<br>Enrollment | 毕业生数<br>Graduates |
|----------------------|---|-------------------------------|---------------------------------|--------------------------------|----------------------------------|-------------------|
|                      |   |                               |                                 |                                |                                  |                   |
| 郑 州 市 Zhengzhou      | 2027                                      | 12537                         | 6482                            | 383567                         | 569885                           | 602916            |
| 开 封 市 Kaifeng        | 2364                                      | 1045                          | 629                             | 74572                          | 262860                           | 274379            |
| 洛 阳 市 Luoyang        | 3838                                      | 1705                          | 1131                            | 241410                         | 407457                           | 553238            |
| 平 顶 山 市 Pingdingshan | 3166                                      | 2927                          | 1479                            | 367068                         | 395214                           | 435696            |
| 安 阳 市 Anyang         | 3684                                      | 693                           | 448                             | 282358                         | 275731                           | 377897            |
| 鹤 壁 市 Hebi           | 38  | 501                           | 284                             | 30804                          | 64309                            | 71202             |
| 新 乡 市 Xinxiang       | 3781                                      | 850                           | 478                             | 102776                         | 304883                           | 331661            |
| 焦 作 市 Jiaozuo        | 1585                                      | 952                           | 630                             | 156695                         | 289644                           | 283193            |
| 濮 阳 市 Puyang         | 2832                                      | 1140                          | 776                             | 166583                         | 247850                           | 242879            |
| 许 昌 市 Xuchang        | 1976                                      | 1638                          | 1053                            | 107410                         | 240127                           | 231415            |
| 漯 河 市 Luohe          | 1144                                      | 484                           | 305                             | 108119                         | 111630                           | 121772            |
| 三 门 峡 市 Sanmenxia    | 233                                       | 243                           | 135                             | 11590                          | 250403                           | 241642            |
| 南 阳 市 Nanyang        | 7558                                      | 3795                          | 2888                            | 735286                         | 853827                           | 890059            |
| 商 丘 市 Shangqiu       | 4423                                      | 1880                          | 1223                            | 727451                         | 1033309                          | 943428            |
| 信 阳 市 Xinyang        | 5002                                      | 2328                          | 1862                            | 291866                         | 448671                           | 551098            |
| 周 口 市 Zhoukou        | 9965                                      | 1112                          | 665                             | 417906                         | 1107416                          | 1091249           |
| 驻 马 店 市 Zhumadian    | 1464                                      | 3589                          | 2414                            | 289377                         | 395440                           | 439400            |
| 济 源 市 Jiyuan         | 484                                       | 188                           | 149                             | 43836                          | 71628                            | 72330             |

## 17-21 各市成人高等教育基本情况 (2000年)

## Basic Statistics on Adult Education Schools by City(2000)

单位: 人

(person)

| 市<br>City            | 学校数<br>(所)<br>Number of<br>Schools (unit) | 教职工数<br>Teachers and<br>Staff   |             | 在校学生数<br>Student<br>Enrollment | 招生数<br>New Student<br>Enrollment | 毕业生数<br>Graduates |
|----------------------|---|---------------------------------|-------------|--------------------------------|----------------------------------|-------------------|
|                      |   | # 专任教师<br>Full-time<br>Teachers |             |                                |                                  |                   |
| <b>全 省 Total</b>     | <b>34</b>                                 | <b>7949</b>                     | <b>4183</b> | <b>168187</b>                  | <b>76026</b>                     | <b>51292</b>      |
| 郑 州 市 Zhengzhou      | 14  | 5572                            | 2725        | 82741                          | 37676                            | 26679             |
| 开 封 市 Kaifeng        | 3   | 223                             | 140         | 14961                          | 6095                             | 4055              |
| 洛 阳 市 Luoyang        | 5   | 482                             | 317         | 12604                          | 5200                             | 4060              |
| 平 顶 山 市 Pingdingshan | 2   | 288                             | 142         | 4021                           | 1760                             | 1095              |
| 安 阳 市 Anyang         | 1   | 124                             | 78          | 3455                           | 1926                             | 657               |
| 鹤 壁 市 Hebi           | 1   | 51                              | 42          | 595                            | 402                              | 152               |
| 新 乡 市 Xinxiang       | 1   | 93                              | 62          | 17572                          | 7699                             | 4283              |
| 焦 作 市 Jiaozuo        | 2   | 415                             | 241         | 3806                           | 1860                             | 1192              |
| 濮 阳 市 Puyang         | 1   | 210                             | 119         | 400                            | 188                              | 158               |
| 许 昌 市 Xuchang        | 1   | 118                             | 82          | 2705                           | 1432                             | 762               |
| 漯 河 市 Luohe          |   |                                 |             | 392                            | 66                               | 297               |
| 三 门 峡 市 Sanmenxia    |   |                                 |             |                                |                                  |                   |
| 南 阳 市 Nanyang        |   |                                 |             | 3178                           | 2932                             | 3085              |
| 商 丘 市 Shangqiu       |   |                                 |             | 4644                           | 3161                             | 1125              |
| 信 阳 市 Xinyang        | 1   | 114                             | 72          | 6830                           | 2849                             | 1618              |
| 周 口 市 Zhokou         | 1   | 118                             | 85          | 7201                           | 1373                             | 1102              |
| 驻 马 店 市 Zhumadian    | 1   | 141                             | 78          | 3082                           | 1407                             | 972               |
| 济 源 市 Jiyuan         |   |                                 |             |                                |                                  |                   |

## 17-22 各市普通中等专业学校基本情况 (2000年)

## Basic Statistics on Regular Specialized Secondary Schools by City(2000)

单位: 人

(person)

| 市<br>City            | 学校数<br>(所)<br>Number of<br>Schools (unit) | 教职工数<br>Teachers and<br>Staff   |              | 在校学生数<br>Student<br>Enrollment | 招生数<br>New Student<br>Enrollment | 毕业生数<br>Graduates |
|----------------------|---|---------------------------------|--------------|--------------------------------|----------------------------------|-------------------|
|                      |   | # 专任教师<br>Full-time<br>Teachers |              |                                |                                  |                   |
| <b>全 省 Total</b>     | <b>176</b>                                | <b>30355</b>                    | <b>16640</b> | <b>334790</b>                  | <b>99713</b>                     | <b>112019</b>     |
| 郑 州 市 Zhengzhou      | 50  | 7586                            | 4213         | 101962                         | 30954                            | 32497             |
| 开 封 市 Kaifeng        | 11  | 1441                            | 796          | 17309                          | 4501                             | 6293              |
| 洛 阳 市 Luoyang        | 13  | 1850                            | 1032         | 19071                          | 6063                             | 6536              |
| 平 顶 山 市 Pingdingshan | 7   | 1713                            | 969          | 16714                          | 5037                             | 5624              |
| 安 阳 市 Anyang         | 9   | 1367                            | 719          | 11869                          | 2957                             | 4205              |
| 鹤 壁 市 Hebi           | 2   | 342                             | 220          | 4527                           | 1896                             | 1267              |
| 新 乡 市 Xinxiang       | 11  | 1422                            | 762          | 13490                          | 4627                             | 5436              |
| 焦 作 市 Jiaozuo        | 7   | 1529                            | 753          | 12476                          | 3428                             | 3694              |
| 濮 阳 市 Puyang         | 6   | 810                             | 450          | 5955                           | 1016                             | 2331              |
| 许 昌 市 Xuchang        | 8   | 1199                            | 743          | 14544                          | 4582                             | 5434              |
| 漯 河 市 Luohe          | 3   | 685                             | 497          | 7292                           | 3082                             | 2968              |
| 三 门 峡 市 Sanmenxia    | 2   | 443                             | 284          | 5355                           | 1357                             | 2806              |
| 南 阳 市 Nanyang        | 10  | 1510                            | 1527         | 31450                          | 10167                            | 9610              |
| 商 丘 市 Shangqiu       | 8   | 1214                            | 879          | 17746                          | 5358                             | 5664              |
| 信 阳 市 Xinyang        | 7   | 1655                            | 744          | 16667                          | 4860                             | 5560              |
| 周 口 市 Zhokou         | 15  | 3467                            | 733          | 17392                          | 5214                             | 5055              |
| 驻 马 店 市 Zhumadian    | 6   | 1651                            | 1065         | 18814                          | 3988                             | 6239              |
| 济 源 市 Jiyuan         | 1   | 471                             | 254          | 2157                           | 626                              | 800               |

## 17-23 各市技工学校基本情况 (2000年)

## Basic Statistics on Technical Schools by City(2000)

单位: 人

(person)

| 市<br>City            | 学校数<br>(所)<br>Number of<br>Schools (unit) | 教职工数<br>Teachers and<br>Staff |                                | 在校学生数<br>Student<br>Enrollment | 招生数<br>New Student<br>Enrollment | 毕业生数<br>Graduates |
|----------------------|---|-------------------------------|--------------------------------|--------------------------------|----------------------------------|-------------------|
|                      |   |                               | #专任教师<br>Full-time<br>Teachers |                                |                                  |                   |
| <b>全 省 Total</b>     | <b>193</b>                                | <b>12660</b>                  | <b>7131</b>                    | <b>67533</b>                   | <b>27870</b>                     | <b>31344</b>      |
| 郑 州 市 Zhengzhou      | 31  | 2325                          | 1373                           | 15232                          | 6564                             | 6776              |
| 开 封 市 Kaifeng        | 15  | 731                           | 438                            | 5078                           | 2122                             | 2565              |
| 洛 阳 市 Luoyang        | 22  | 1520                          | 839                            | 6808                           | 2853                             | 2842              |
| 平 顶 山 市 Pingdingshan | 12  | 776                           | 438                            | 5437                           | 2118                             | 2116              |
| 安 阳 市 Anyang         | 9   | 529                           | 364                            | 1815                           | 687                              | 695               |
| 鹤 壁 市 Hebi           | 5   | 369                           | 258                            | 2934                           | 1561                             | 679               |
| 新 乡 市 Xinxiang       | 18  | 1229                          | 613                            | 8072                           | 3385                             | 2929              |
| 焦 作 市 Jiaozuo        | 7   | 657                           | 325                            | 4651                           | 2012                             | 1794              |
| 濮 阳 市 Puyang         | 2   | 166                           | 81                             | 109                            | 135                              | 192               |
| 许 昌 市 Xuchang        | 8   | 474                           | 202                            | 1718                           | 659                              | 1075              |
| 漯 河 市 Luohe          | 4   | 349                           | 181                            | 1090                           | 433                              | 670               |
| 三 门 峡 市 Sanmenxia    | 9   | 625                           | 308                            | 1682                           | 537                              | 957               |
| 南 阳 市 Nanyang        | 25  | 1381                          | 791                            | 5551                           | 1432                             | 4865              |
| 商 丘 市 Shangqiu       | 5   | 244                           | 195                            | 1285                           | 793                              | 283               |
| 信 阳 市 Xinyang        | 10  | 478                           | 203                            | 1577                           | 766                              | 702               |
| 周 口 市 Zhoukou        | 3   | 241                           | 161                            | 861                            | 272                              | 740               |
| 驻 马 店 市 Zhumadian    | 6   | 501                           | 298                            | 2916                           | 1031                             | 1382              |
| 济 源 市 Jiyuan         | 2   | 65                            | 63                             | 717                            | 510                              | 82                |

## 17-24 各市普通中学基本情况 (2000年)

## Basic Statistics on Regular Secondary Schools by City(2000)

单位: 人

(person)

| 市<br>City            | 学校数<br>(所)<br>Number of<br>Schools (unit) | 教职工数<br>Teachers and<br>Staff |                                | 在校学生数<br>Student<br>Enrollment | 招生数<br>New Student<br>Enrollment | 毕业生数<br>Graduates |
|----------------------|---|-------------------------------|--------------------------------|--------------------------------|----------------------------------|-------------------|
|                      |   |                               | #专任教师<br>Full-time<br>Teachers |                                |                                  |                   |
| <b>全 省 Total</b>     | <b>6217</b>                               | <b>360847</b>                 | <b>308634</b>                  | <b>6381450</b>                 | <b>2464595</b>                   | <b>1621556</b>    |
| 郑 州 市 Zhengzhou      | 456                                       | 27226                         | 21658                          | 418226                         | 163540                           | 102201            |
| 开 封 市 Kaifeng        | 331                                       | 18500                         | 15517                          | 338867                         | 129218                           | 91657             |
| 洛 阳 市 Luoyang        | 500                                       | 27749                         | 23924                          | 417740                         | 155560                           | 104110            |
| 平 顶 山 市 Pingdingshan | 324                                       | 17580                         | 14523                          | 275113                         | 105494                           | 72312             |
| 安 阳 市 Anyang         | 382                                       | 21011                         | 17536                          | 366248                         | 140297                           | 89016             |
| 鹤 壁 市 Hebi           | 92  | 5823                          | 4494                           | 93110                          | 37062                            | 22150             |
| 新 乡 市 Xinxiang       | 468                                       | 23863                         | 20159                          | 415176                         | 160037                           | 97202             |
| 焦 作 市 Jiaozuo        | 266                                       | 14952                         | 12390                          | 227040                         | 83990                            | 58600             |
| 濮 阳 市 Puyang         | 234                                       | 14679                         | 11806                          | 280492                         | 108151                           | 68648             |
| 许 昌 市 Xuchang        | 297                                       | 15813                         | 14036                          | 278762                         | 109250                           | 73399             |
| 漯 河 市 Luohe          | 140                                       | 9321                          | 7972                           | 165636                         | 61672                            | 47487             |
| 三 门 峡 市 Sanmenxia    | 171                                       | 9991                          | 8257                           | 141093                         | 54758                            | 32988             |
| 南 阳 市 Nanyang        | 637                                       | 40349                         | 35386                          | 688572                         | 258917                           | 199143            |
| 商 丘 市 Shangqiu       | 519                                       | 27464                         | 24569                          | 636198                         | 244866                           | 152995            |
| 信 阳 市 Xinyang        | 405                                       | 25096                         | 22050                          | 467245                         | 191843                           | 110042            |
| 周 口 市 Zhoukou        | 578                                       | 34286                         | 30804                          | 707141                         | 271842                           | 183034            |
| 驻 马 店 市 Zhumadian    | 357                                       | 23821                         | 20712                          | 415606                         | 169819                           | 103348            |
| 济 源 市 Jiyuan         | 60  | 3323                          | 2841                           | 49185                          | 18279                            | 13224             |

## 17-25 各市普通高中基本情况 (2000年)

## Basic Statistics on Regular Senior Secondary Schools by City(2000)

单位: 人

(person)

| 市<br>City            | 学校数<br>(所)<br>Number of<br>Schools (unit) | 教职工数                  |                                | 在校学生数<br>Student<br>Enrollment | 招生数<br>New Student<br>Enrollment | 毕业生数<br>Graduates |
|----------------------|---|-----------------------|--------------------------------|--------------------------------|----------------------------------|-------------------|
|                      |   | Teachers and<br>Staff | #专任教师<br>Full-time<br>Teachers |                                |                                  |                   |
| <b>全 省 Total</b>     | <b>761</b>                                | <b>61373</b>          | <b>45737</b>                   | <b>751508</b>                  | <b>314818</b>                    | <b>174719</b>     |
| 郑 州 市 Zhengzhou      | 89  | 5885                  | 4094                           | 67779                          | 26892                            | 15643             |
| 开 封 市 Kaifeng        | 45  | 3202                  | 2385                           | 42426                          | 18875                            | 8642              |
| 洛 阳 市 Luoyang        | 83  | 5462                  | 4136                           | 55962                          | 22291                            | 13708             |
| 平 顶 山 市 Pingdingshan | 27  | 2448                  | 1775                           | 34496                          | 14471                            | 8306              |
| 安 阳 市 Anyang         | 38  | 2846                  | 1974                           | 34888                          | 15221                            | 8291              |
| 鹤 壁 市 Hebi           | 12  | 1028                  | 639                            | 9320                           | 3768                             | 2372              |
| 新 乡 市 Xinxiang       | 61  | 4033                  | 2902                           | 54086                          | 23991                            | 11110             |
| 焦 作 市 Jiaozuo        | 38  | 2814                  | 2136                           | 35591                          | 13823                            | 9785              |
| 濮 阳 市 Puyang         | 24  | 2900                  | 1999                           | 32022                          | 13000                            | 7035              |
| 许 昌 市 Xuchang        | 27  | 2527                  | 1928                           | 32899                          | 13668                            | 7534              |
| 漯 河 市 Luohe          | 15  | 1591                  | 1191                           | 21659                          | 8619                             | 5227              |
| 三 门 峡 市 Sanmenxia    | 19  | 1584                  | 1128                           | 18044                          | 8004                             | 3925              |
| 南 阳 市 Nanyang        | 82  | 6763                  | 5321                           | 74281                          | 32873                            | 16973             |
| 商 丘 市 Shangqiu       | 39  | 3687                  | 2880                           | 47046                          | 20282                            | 8564              |
| 信 阳 市 Xinyang        | 63  | 4551                  | 3649                           | 55943                          | 22959                            | 15081             |
| 周 口 市 Zhoukou        | 56  | 5443                  | 4115                           | 71143                          | 30850                            | 16264             |
| 驻 马 店 市 Zhumadian    | 34  | 3892                  | 2944                           | 56128                          | 21827                            | 14468             |
| 济 源 市 Jiyuan         | 9   | 717                   | 541                            | 7795                           | 3404                             | 1791              |

## 17-26 各市普通初中基本情况 (2000年)

## Basic Statistics on Regular Junior Secondary Schools by City(2000)

| 市<br>City            | 学校数<br>(所)<br>Number of<br>Schools<br>(unit) | 教职工数                                     |                                    | 在 校<br>学生数<br>(人)<br>Student<br>Enrollment<br>(person) | 招生数<br>(人)<br>New Student<br>Enrollment<br>(person) | 毕业生数<br>(人)<br>Graduates<br>(person) | 初中适龄<br>人口入学率<br>(%)<br>Percentage of<br>School-Age<br>Primary<br>Enrolled<br>(%) | 初中在校<br>生<br>巩固率<br>(%)<br>Percentage of<br>Student<br>Enrollment<br>Consolidated<br>(%) |
|----------------------|--|--|------------------------------------|--|---|--------------------------------------|---|--|
|                      |  | Teachers and<br>Staff<br>(人)<br>(person) | #专任<br>教师<br>Full-time<br>Teachers |  |   |                                      |   |  |
| <b>全 省 Total</b>     | <b>5456</b>                                  | <b>299474</b>                            | <b>262897</b>                      | <b>5629942</b>   | <b>2149777</b>                                      | <b>1446837</b>                       | <b>98.17</b>  | <b>100.29</b>  |
| 郑 州 市 Zhengzhou      | 367  | 21341                                    | 17564                              | 350447   | 136648  | 86558                                | 99.13   | 100.38   |
| 开 封 市 Kaifeng        | 286  | 15298                                    | 13132                              | 296441   | 110343  | 83015                                | 96.54   | 98.74  |
| 洛 阳 市 Luoyang        | 417  | 22287                                    | 19788                              | 361778   | 133269  | 90402                                | 98.63   | 98.88  |
| 平 顶 山 市 Pingdingshan | 297  | 15132                                    | 12748                              | 240617   | 91023   | 64006                                | 98.04   | 104.41   |
| 安 阳 市 Anyang         | 344  | 18165                                    | 15562                              | 331360   | 125076  | 80725                                | 96.87   | 101.35   |
| 鹤 壁 市 Hebi           | 80   | 4795                                     | 3855                               | 83790  | 33294   | 19778                                | 97.16   | 97.56  |
| 新 乡 市 Xinxiang       | 407  | 19830                                    | 17257                              | 361090   | 136046  | 86092                                | 98.19   | 97.97  |
| 焦 作 市 Jiaozuo        | 228  | 12138                                    | 10254                              | 191449   | 70167   | 48815                                | 99.90   | 96.86  |
| 濮 阳 市 Puyang         | 210  | 11779                                    | 9807                               | 248470   | 95151   | 61613                                | 97.89   | 102.23   |
| 许 昌 市 Xuchang        | 270  | 13286                                    | 12108                              | 245863   | 95582   | 65865                                | 98.28   | 98.63  |
| 漯 河 市 Luohe          | 125  | 7730                                     | 6781                               | 143977   | 53053   | 42260                                | 97.07   | 99.00  |
| 三 门 峡 市 Sanmenxia    | 152  | 8407                                     | 7129                               | 123049   | 46754   | 29063                                | 96.14   | 100.15   |
| 南 阳 市 Nanyang        | 555  | 33586                                    | 30065                              | 614291   | 226044  | 182170                               | 99.37   | 100.88   |
| 商 丘 市 Shangqiu       | 480  | 23777                                    | 21689                              | 589152   | 224584  | 144431                               | 98.62   | 100.00   |
| 信 阳 市 Xinyang        | 342  | 20545                                    | 18401                              | 411302   | 168884  | 94961                                | 98.77   | 102.48   |
| 周 口 市 Zhoukou        | 522  | 28843                                    | 26689                              | 635998   | 240992  | 166770                               | 97.89   | 101.97   |
| 驻 马 店 市 Zhumadian    | 323  | 19929                                    | 17768                              | 359478   | 147992  | 88880                                | 96.76   | 100.52   |
| 济 源 市 Jiyuan         | 51   | 2606                                     | 2300                               | 41390  | 14875   | 11433                                | 99.90   | 99.50  |

## 17-27 各市职业中学基本情况 (2000年)

## Basic Statistics on Vocational Secondary Schools by City(2000)

单位: 人

(person)

| 市        | City           | 学校数<br>(所)<br>Number of<br>Schools (unit) | 教职工数<br>Teachers and<br>Staff | #专任教师<br>Full-time Teachers | 在校学生数                 | 招生数                       | 毕业生数          |
|----------|----------------|---|-------------------------------|-----------------------------|-----------------------|---------------------------|---------------|
|          |                |   |                               |                             | Student<br>Enrollment | New Student<br>Enrollment | Graduates     |
| <b>全</b> | <b>省 Total</b> | <b>609</b>                                | <b>33600</b>                  | <b>24899</b>                | <b>479550</b>         | <b>167436</b>             | <b>186514</b> |
| 郑 州      | 市 Zhengzhou    | 65  | 4134                          | 3014                        | 57213                 | 20474                     | 19167         |
| 开 封      | 市 Kaifeng      | 31  | 1938                          | 1328                        | 20638                 | 5467                      | 7531          |
| 洛 阳      | 市 Luoyang      | 52  | 2347                          | 1731                        | 25769                 | 8670                      | 10417         |
| 平 顶 山    | 市 Pingdingshan | 38  | 1370                          | 1041                        | 12663                 | 5978                      | 5657          |
| 安 阳      | 市 Anyang       | 27  | 2016                          | 1567                        | 22445                 | 6639                      | 9280          |
| 鹤 壁      | 市 Hebi         | 10  | 664                           | 492                         | 8623                  | 3378                      | 3145          |
| 新 乡      | 市 Xinxiang     | 52  | 2568                          | 1862                        | 25200                 | 9187                      | 9974          |
| 焦 作      | 市 Jiaozuo      | 25  | 1715                          | 1309                        | 23425                 | 6266                      | 8732          |
| 濮 阳      | 市 Puyang       | 17  | 1549                          | 1094                        | 18171                 | 7150                      | 6574          |
| 许 昌      | 市 Xuchang      | 23  | 1290                          | 826                         | 16974                 | 5292                      | 6340          |
| 漯 河      | 市 Luohe        | 16  | 1324                          | 929                         | 19970                 | 6410                      | 7772          |
| 三 门 峡    | 市 Sanmenxia    | 15  | 811                           | 564                         | 11141                 | 4499                      | 4167          |
| 南 阳      | 市 Nanyang      | 79  | 3776                          | 2842                        | 54693                 | 18248                     | 22296         |
| 商 丘      | 市 Shangqiu     | 29  | 1436                          | 1143                        | 46472                 | 13759                     | 18990         |
| 信 阳      | 市 Xinyang      | 38  | 1929                          | 1522                        | 34711                 | 14626                     | 13524         |
| 周 口      | 市 Zhoukou      | 45  | 2529                          | 1967                        | 46888                 | 19441                     | 17520         |
| 驻 马 店    | 市 Zhumadian    | 38  | 1747                          | 1352                        | 24035                 | 8371                      | 11685         |
| 济 源      | 市 Jiyuan       | 9   | 457                           | 316                         | 10519                 | 3581                      | 3743          |

## 17-28 各市职业高中基本情况 (2000年)

## Basic Statistics on Vocational Senior Secondary Schools by City(2000)

单位: 人

(person)

| 市        | City           | 学校数<br>(所)<br>Number of<br>Schools (unit) | 教职工数<br>Teachers and<br>Staff | #专任教师<br>Full-time Teachers | 在校学生数                 | 招生数                       | 毕业生数          |
|----------|----------------|---|-------------------------------|-----------------------------|-----------------------|---------------------------|---------------|
|          |                |   |                               |                             | Student<br>Enrollment | New Student<br>Enrollment | Graduates     |
| <b>全</b> | <b>省 Total</b> | <b>601</b>                                | <b>33237</b>                  | <b>24587</b>                | <b>473504</b>         | <b>164877</b>             | <b>181727</b> |
| 郑 州      | 市 Zhengzhou    | 64  | 4109                          | 2989                        | 57069                 | 20436                     | 19112         |
| 开 封      | 市 Kaifeng      | 31  | 1938                          | 1328                        | 20638                 | 5467                      | 7531          |
| 洛 阳      | 市 Luoyang      | 52  | 2347                          | 1731                        | 25528                 | 8670                      | 10288         |
| 平 顶 山    | 市 Pingdingshan | 38  | 1370                          | 1041                        | 12663                 | 5978                      | 5657          |
| 安 阳      | 市 Anyang       | 27  | 2016                          | 1567                        | 22445                 | 6639                      | 9280          |
| 鹤 壁      | 市 Hebi         | 9   | 610                           | 452                         | 7756                  | 2978                      | 2962          |
| 新 乡      | 市 Xinxiang     | 52  | 2568                          | 1862                        | 25200                 | 9187                      | 9974          |
| 焦 作      | 市 Jiaozuo      | 25  | 1715                          | 1309                        | 23425                 | 6266                      | 8732          |
| 濮 阳      | 市 Puyang       | 17  | 1549                          | 1094                        | 18171                 | 7150                      | 6574          |
| 许 昌      | 市 Xuchang      | 23  | 1290                          | 826                         | 16974                 | 5292                      | 6340          |
| 漯 河      | 市 Luohe        | 16  | 1324                          | 929                         | 19970                 | 6410                      | 7772          |
| 三 门 峡    | 市 Sanmenxia    | 14  | 787                           | 542                         | 10892                 | 4404                      | 4007          |
| 南 阳      | 市 Nanyang      | 77  | 3669                          | 2763                        | 53459                 | 17714                     | 21837         |
| 商 丘      | 市 Shangqiu     | 29  | 1436                          | 1143                        | 46472                 | 13759                     | 18890         |
| 信 阳      | 市 Xinyang      | 36  | 1792                          | 1390                        | 32645                 | 13909                     | 10888         |
| 周 口      | 市 Zhoukou      | 44  | 2529                          | 1967                        | 46608                 | 19441                     | 17290         |
| 驻 马 店    | 市 Zhumadian    | 38  | 1731                          | 1338                        | 23070                 | 7596                      | 10850         |
| 济 源      | 市 Jiyuan       | 9   | 457                           | 316                         | 10519                 | 3581                      | 3743          |

## 17-29 各市职业初中基本情况 (2000年)

## Basic Statistics on Vocational Junior Secondary Schools by City(2000)

单位: 人

(person)

| 市<br>City            | 学校数<br>(所)<br>Number of Schools<br>(unit) | 教职工数<br>Teachers and<br>Staff | #专任教师<br>Full-time<br>Teachers | 在校学生数                 | 招生数                       | 毕业生数        |
|----------------------|---|-------------------------------|--------------------------------|-----------------------|---------------------------|-------------|
|                      |   |                               |                                | Student<br>Enrollment | New Student<br>Enrollment | Graduates   |
| <b>全 省 Total</b>     | <b>8</b>                                  | <b>363</b>                    | <b>312</b>                     | <b>6046</b>           | <b>2559</b>               | <b>4787</b> |
| 郑 州 市 Zhengzhou      | 1   | 25                            | 25                             | 144                   | 38                        | 55          |
| 开 封 市 Kaifeng        |   |                               |                                |                       |                           |             |
| 洛 阳 市 Luoyang        |   |                               |                                | 241                   |                           | 129         |
| 平 顶 山 市 Pingdingshan |   |                               |                                |                       |                           |             |
| 安 阳 市 Anyang         |   |                               |                                |                       |                           |             |
| 鹤 壁 市 Hebi           | 1   | 54                            | 40                             | 867                   | 400                       | 183         |
| 新 乡 市 Xinxiang       |   |                               |                                |                       |                           |             |
| 焦 作 市 Jiaozuo        |   |                               |                                |                       |                           |             |
| 濮 阳 市 Puyang         |   |                               |                                |                       |                           |             |
| 许 昌 市 Xuchang        |   |                               |                                |                       |                           |             |
| 漯 河 市 Luohe          |   |                               |                                |                       |                           |             |
| 三 门 峡 市 Sanmenxia    | 1   | 24                            | 22                             | 249                   | 95                        | 160         |
| 南 阳 市 Nanyang        | 2   | 107                           | 79                             | 1234                  | 534                       | 459         |
| 商 丘 市 Shangqiu       |   |                               |                                |                       |                           | 100         |
| 信 阳 市 Xinyang        | 2   | 137                           | 132                            | 2066                  | 717                       | 2636        |
| 周 口 市 Zhoukou        | 1   |                               |                                | 280                   |                           | 230         |
| 驻 马 店 市 Zhumadian    |   | 16                            | 14                             | 965                   | 775                       | 835         |
| 济 源 市 Jiyuan         |   |                               |                                |                       |                           |             |

17-30 各市小学基本情况 (2000年)  
Basic Statistics on Primary Schools by City(2000)

| 市 City               | 学校数<br>(所)<br>Number of<br>Primary Schools<br>(unit) | 教职工数<br>(人)<br>Teachers and<br>Staff<br>(person) | #专任教师                 | 在校学生数<br>(人)<br>Student<br>Enrollment<br>(person) | 招生数<br>(人)<br>New Student<br>Enrollment<br>(person) |
|----------------------|--|--|-----------------------|---|---|
|                      |  |  | Full-time<br>Teachers |   |   |
| <b>全 省 Total</b>     | <b>41269</b>   | <b>489530</b>                                    | <b>459277</b>         | <b>11306260</b>                                   | <b>1711119</b>                                      |
| 郑 州 市 Zhengzhou      | 1903   | 31407  | 29444                 | 785411  | 97375   |
| 开 封 市 Kaifeng        | 1908   | 23527  | 22085                 | 584030  | 87330   |
| 洛 阳 市 Luoyang        | 2915   | 29312  | 27211                 | 709128  | 123624  |
| 平 顶 山 市 Pingdingshan | 2337   | 26705  | 24622                 | 566707  | 77652   |
| 安 阳 市 Anyang         | 2667   | 25381  | 24140                 | 590168  | 81478   |
| 鹤 壁 市 Hebi           | 406  | 6761   | 6093                  | 174024  | 24617   |
| 新 乡 市 Xinxiang       | 2694   | 24656  | 22749                 | 668281  | 96005   |
| 焦 作 市 Jiaozuo        | 1168   | 15039  | 13864                 | 368970  | 62922   |
| 濮 阳 市 Puyang         | 1932   | 17022  | 15793                 | 438557  | 68992   |
| 许 昌 市 Xuchang        | 2071   | 22158  | 21123                 | 502142  | 69771   |
| 漯 河 市 Luohe          | 975  | 12973  | 12250                 | 284407  | 42429   |
| 三 门 峡 市 Sanmenxia    | 1288   | 13474  | 12480                 | 248061  | 37831   |
| 南 阳 市 Nanyang        | 4546   | 52926  | 49398                 | 1008295   | 127883  |
| 商 丘 市 Shangqiu       | 3717   | 49499  | 47499                 | 1154428   | 185146  |
| 信 阳 市 Xinyang        | 3205   | 39161  | 36541                 | 891860  | 137097  |
| 周 口 市 Zhoukou        | 4389   | 53902  | 50963                 | 1361704   | 241852  |
| 驻 马 店 市 Zhumadian    | 2890   | 42442  | 39997                 | 895431  | 136062  |
| 济 源 市 Jiyuan         | 258  | 3185   | 3025                  | 74656   | 13053   |

| 市 City               | 毕业生数<br>(人)<br>Graduates<br>(person) | 小学适龄人口<br>入学率(%)<br>Percentage of<br>School-Age<br>Children Enrolled<br>(%) | 小学在校生<br>巩固率(%)<br>Percentage of<br>Student Enrollment<br>Consolidated<br>(%) | 小学毕业生<br>升学率(%)<br>Percentage of Graduates<br>of Primary<br>Schools Entering Junior<br>Secondary Schools (%) |
|----------------------|--------------------------------------|---|---|--|
| <b>全 省 Total</b>     | <b>2255704</b>                       | <b>99.84</b>  | <b>100.02</b>   | <b>95.42</b>   |
| 郑 州 市 Zhengzhou      | 139549                               | 99.95   | 100.35  | 97.95  |
| 开 封 市 Kaifeng        | 118267                               | 99.66   | 100.80  | 93.30  |
| 洛 阳 市 Luoyang        | 139377                               | 99.75   | 99.64   | 95.62  |
| 平 顶 山 市 Pingdingshan | 105777                               | 99.90   | 99.66   | 86.05  |
| 安 阳 市 Anyang         | 130708                               | 99.68   | 100.01  | 95.69  |
| 鹤 壁 市 Hebi           | 34831                                | 99.82   | 100.72  | 96.74  |
| 新 乡 市 Xinxiang       | 139544                               | 99.65   | 99.85   | 97.49  |
| 焦 作 市 Jiaozuo        | 71877                                | 100.00  | 100.68  | 97.62  |
| 濮 阳 市 Puyang         | 99059                                | 99.92   | 100.03  | 96.05  |
| 许 昌 市 Xuchang        | 100222                               | 99.13   | 99.80   | 95.37  |
| 漯 河 市 Luohe          | 54132                                | 99.94   | 99.79   | 98.01  |
| 三 门 峡 市 Sanmenxia    | 50125                                | 99.99   | 99.72   | 93.46  |
| 南 阳 市 Nanyang        | 235562                               | 99.96   | 99.82   | 96.19  |
| 商 丘 市 Shangqiu       | 227738                               | 100.00  | 99.65   | 98.62  |
| 信 阳 市 Xinyang        | 174283                               | 99.95   | 99.87   | 97.31  |
| 周 口 市 Zhoukou        | 257846                               | 99.90   | 100.03  | 93.46  |
| 驻 马 店 市 Zhumadian    | 161932                               | 99.80   | 100.55  | 91.87  |
| 济 源 市 Jiyuan         | 14875                                | 100.00  | 100.05  | 100.00   |

## 17-31 各市幼儿教育基本情况(2000年)

## Basic Statistics on Kindergartens by City(2000)

| 市<br>City            | 机构数<br>Number of Kindergartens |               | 班数<br>(个)<br>Number of<br>Classes<br>(unit) | 教职工数<br>(人)<br>Teachers<br>and Staff<br>(person) | #专任教师<br>Full-Time<br>Teachers | 在园(班)<br>幼儿数<br>(人)<br>Student<br>Enrollment<br>(person) |
|----------------------|--------------------------------|---------------|---|--|--------------------------------|--|
|                      | (所)<br>(unit)                  | (处)<br>(unit) |   |  |                                |  |
| 全 省 Total            | 2937                           | 24031         | 48582                                       | 35959  | 24369                          | 1563655  |
| 郑 州 市 Zhengzhou      | 420                            | 1820          | 4857  | 5591   | 3193                           | 130741   |
| 开 封 市 Kaifeng        | 148                            | 1530          | 2497  | 2318   | 1487                           | 80448  |
| 洛 阳 市 Luoyang        | 170                            | 1475          | 3765  | 2968   | 1685                           | 120196   |
| 平 顶 山 市 Pingdingshan | 125                            | 1025          | 2131  | 2885   | 1808                           | 64899  |
| 安 阳 市 Anyang         | 100                            | 1549          | 2275  | 1550   | 1145                           | 68687  |
| 鹤 壁 市 Hebi           | 23                             | 470           | 721   | 476  | 282                            | 23444  |
| 新 乡 市 Xinxiang       | 421                            | 1406          | 2880  | 3612   | 2495                           | 84676  |
| 焦 作 市 Jiaozuo        | 39                             | 668           | 1691  | 1128   | 768                            | 54105  |
| 濮 阳 市 Puyang         | 61                             | 4             | 1017  | 1985   | 1012                           | 32174  |
| 许 昌 市 Xuchang        | 136                            | 1717          | 2369  | 838  | 613                            | 78358  |
| 漯 河 市 Luohe          | 23                             | 796           | 1048  | 902  | 700                            | 34130  |
| 三 门 峡 市 Sanmenxia    | 146                            | 858           | 1534  | 1174   | 752                            | 43754  |
| 南 阳 市 Nanyang        | 502                            | 3079          | 4840  | 2616   | 1717                           | 118913   |
| 商 丘 市 Shangqiu       | 45                             | 0             | 3950  | 2073   | 1943                           | 160225   |
| 信 阳 市 Xinyang        | 239                            | 1842          | 3523  | 2427   | 2089                           | 132153   |
| 周 口 市 Zhoukou        | 133                            | 3573          | 5327  | 1250   | 1003                           | 223602   |
| 驻 马 店 市 Zhumadian    | 177                            | 1935          | 3556  | 1983   | 1578                           | 99354  |
| 济 源 市 Jiyuan         | 29                             | 284           | 601   | 183  | 99                             | 13796  |



## 17-32 各市教育经费情况(2000年)

## Basic Statistics on Educational Funds by City (2000)

单位: 万元

(10 000 yuan)

| 市<br>City            | 合计<br>Total      | 国家财政性<br>教育经费<br>Government<br>Appropriation<br>for Education | # 预算内<br>Budgetary | 社会团体和公民<br>个人办学经费<br>Funds of Social<br>Organizations and<br>Citizens for<br>Running Schools | 社会捐资和<br>集资办学经费<br>Donations and<br>Fund-Raising for<br>Running Schools | 学 费<br>和杂费<br>Tuition and<br>Miscellaneous<br>Fee | 其 他<br>教育经费<br>Other<br>Educational<br>Funds |
|----------------------|------------------|---|--------------------|--|---|---|--|
|                      |                  |   |                    |  |   |   |  |
| <b>全 省 Total</b>     | <b>1686963.5</b> | <b>1134359.2</b>  | <b>911620.8</b>    | <b>30981.4</b>   | <b>60044.7</b>  | <b>303614.5</b>                                   | <b>40429.7</b>                               |
| 郑 州 市 Zhengzhou      | 168369.9         | 114449.5  | 84011.4            | 8054.9   | 6784.0  | 18974.3   | 7386.2                                       |
| 开 封 市 Kaifeng        | 74535.1          | 44480.1   | 36371.4            | 4661.8   | 1.4   | 15109.4   | 1188.3                                       |
| 洛 阳 市 Luoyang        | 101716.4         | 73921.1   | 56061.4            | 2423.1   | 5761.2  | 11244.5   | 2652.9                                       |
| 平 顶 山 市 Pingdingshan | 62030.5          | 44234.5   | 31898.3            |  | 1821.5  | 10681.0   | 2105.0                                       |
| 安 阳 市 Anyang         | 83025.3          | 59832.7   | 46871.9            | 637.3  | 5581.7  | 11167.4   | 1240.1                                       |
| 鹤 壁 市 Hebi           | 22408.7          | 15696.1   | 12099.6            |  | 489.4   | 4298.0  | 903.8  |
| 新 乡 市 Xinxiang       | 74596.9          | 52012.9   | 43092.1            | 2211.4   | 1200.4  | 11649.4   | 1082.5                                       |
| 焦 作 市 Jiaozuo        | 49053            | 33385.0   | 28371.2            | 298.0  | 747.9   | 9203.3  | 902.7  |
| 濮 阳 市 Puyang         | 52782.1          | 42061.5   | 30679.7            |  | 1207.0  | 6625.7  | 132.8  |
| 许 昌 市 Xuchang        | 55324.3          | 37918.4   | 28532.1            | 531.1  | 3255.9  | 8137.4  | 1132.7                                       |
| 漯 河 市 Luohe          | 37177.2          | 24082.2   | 20675.9            | 151.6  | 503.6   | 9475.4  | 1083.2                                       |
| 三 门 峡 市 Sanmenxia    | 45453.9          | 32216.4   | 24132.9            | 141.4  | 3954.8  | 5172.3  | 344.6  |
| 南 阳 市 Nanyang        | 150614.2         | 109706.7  | 76728.7            | 35.4   | 5721.8  | 24554.4   | 1985.0                                       |
| 商 丘 市 Shangqiu       | 95710.5          | 61979.2   | 50591.9            | 2565.6   | 7500.9  | 17839.2   | 632.6  |
| 信 阳 市 Xinyang        | 104707.8         | 72101.5   | 60091.2            | 1898.8   | 7533.5  | 16616.0   | 1333.9                                       |
| 周 口 市 Zhoukou        | 103614.4         | 72486.0   | 56228.0            | 1564.0   | 4765.6  | 17460.2   | 736.9  |
| 驻 马 店 市 Zhumadian    | 91598.3          | 67221.9   | 57650.4            | 778.8  | 2179.1  | 14482.8   | 789.0  |
| 济 源 市 Jiyuan         | 14600.8          | 10725.0   | 8563.0             | 234.3  | 171.8   | 2167.4  | 435.8  |

## 17-33 科技活动概况

## General Situation on Scientific and Technological Activities

| 指 标                   | Item  | 1991   | 1992   | 1993   | 1994   | 1995   | 1999   | 2000   |
|-----------------------|---|--------|--------|--------|--------|--------|--------|--------|
| 单位数 (个)               | Number of Scientific Technological Research Institutions (unit)               | 889    | 1394   | 1518   | 1551   | 1689   | 1394   | 1984   |
| 从事科技活动的<br>人员数 (人)    | Number of Persons Engaged in Scientific and Technological Activities (person) | 62837  | 73441  | 80861  | 108471 | 122882 | 146897 | 155078 |
| # 科学家工程师              | Scientists and Engineers  | 31846  | 38592  | 50150  | 62988  | 55681  | 85656  | 93875  |
| 课题活动人员 (人)            | Number of Persons Engaged in Project Activities (person)                      | 17029  | 33252  | 17692  | 29561  | 30398  | 41019  | 35124  |
| 当年科技活动经费<br>筹集总额 (万元) | Funding for Scientific and Technological Activities (10 000 yuan)             | 104531 | 161994 | 192249 | 233158 | 368086 | 384537 | 611972 |
| # 政府拨款                | Government Funds  | 1936   | 32896  | 31824  | 39920  | 56049  | 115159 | 138444 |
| 自筹资金                  | Funds Self-raised   | 55508  | 83316  | 105677 | 116753 | 209329 | 228688 | 354689 |
| 银行贷款                  | Bank Loans  | 6302   | 30743  | 40792  | 52704  | 69346  | 23564  | 60821  |
| 当年科技活动经费<br>使用总额 (万元) | Expenditure for S&T (10 000 yuan)   | 94072  | 142063 | 199181 | 218988 | 292286 | 361414 | 632883 |
| # 内部支出                | Intramural Expenditure  | 94072  | 142063 | 199181 | 218988 | 292286 | 339647 | 593323 |
| # 劳务费                 | Labor Expenses  | 11828  | 20304  | 65899  | 39115  | 50386  | 74969  | 133694 |
| 业务费                   | Operating Expenses  | 27672  | 48133  | 48302  | 51003  | 71790  | 104971 |        |
| 固定资产购建支出              | Expenses on Fixed Assets  | 40965  | 50381  | 67373  | 78889  | 58386  | 115248 | 215865 |
| # 科研仪器                | Instruments for S&T   | 18784  | 24641  | 39269  | 38403  | 55657  | 52960  |        |
| 科研(课题)项目数 (项)         | Number of Items of S&R(Projects) (item)                                       | 8107   | 7616   | 7203   | 9730   | 9703   | 11562  | 7990   |
| 研究与发展(课题)项目 (项)       | Items of R&D(projects) (item)   | 3843   | 3073   | 3453   | 3211   | 3585   | 7928   | 5060   |
| # 基础研究                | Fundamental Research  | 839    | 643    | 728    | 470    | 643    | 1238   | 629    |
| 应用研究                  | Applied Research  | 1640   | 1683   | 1660   | 467    | 1677   | 2766   | 1340   |
| 试验发展                  | Experimental Development  | 1364   | 747    | 1065   | 2274   | 1265   | 3924   | 3091   |
| 研究与发展活动人员 (人)         | Personnel in R&D (person)   | 10869  | 8332   | 11736  | 11407  | 20516  | 28743  | 36996  |
| # 基础研究                | Fundamental Research  | 1578   | 1291   | 1419   | 2877   |        | 2053   | 2013   |
| 应用研究                  | Applied Research  | 3153   | 4307   | 4909   | 3178   |        | 9308   | 6784   |
| 试验发展                  | Experimental Development  | 6138   | 2734   | 5408   | 5352   |        | 17382  | 28199  |
| 研究与发展经费<br>内部支出 (万元)  | Intramural Expenditure for R&D (10 000 yuan)                                  | 6514   | 7966   | 19520  | 23094  | 41175  | 141159 | 258995 |
| # 基础研究                | Fundamental Research  | 200    | 174    | 412    | 750    |        | 6607   |        |
| 应用研究                  | Applied Research  | 3642   | 2335   | 5606   | 3832   |        | 39390  |        |
| 试验发展                  | Experimental Development  | 2672   | 5457   | 13502  | 18512  |        | 95162  |        |
| 科技成果奖 (项)             | Achievements in S&T Prizes Won (item)   | 426    | 434    | 427    | 398    | 440    | 493    |        |
| 国家级                   | National Prized Won   | 35     | 20     | 30     |        | 36     | 18     |        |
| # 发明奖                 | Invention Prizes Awarded  | 7      | 7      | 3      |        | 6      | 1      |        |
| 进步奖                   | Progress Prizes Awarded   | 17     | 7      | 22     |        | 30     | 17     |        |
| 星火奖                   | Star & Fire Prizes Awarded  | 11     | 6      | 5      |        |        |        |        |
| 省部级                   | Ministry Prizes Awarded   | 391    | 414    | 397    | 398    | 404    | 475    |        |
| 进步奖                   | Progress Prizes Awarded   | 342    | 330    | 310    | 318    | 322    | 382    |        |
| 星火奖                   | Star & Fire Prizes Awarded  | 49     | 84     | 87     | 80     | 82     | 93     |        |
| 国家级高新技术<br>开发区 (个)    | Number of National Development Areas of High-Tech (unit)                      |        |        |        |        |        | 2      | 2      |
| 省级高新技术<br>开发区 (个)     | Number of Ministry Development Areas of High-Tech (unit)                      |        |        |        |        |        | 8      | 9      |
| 认定高新技术企业 (家)          | Number of Cognizance Development Areas of High-Tech (unit)                    |        |        |        |        |        | 580    | 667    |

注: 2000年课题活动人员单位为“人年”。

a) the Unit of Persons Engaged in Project Activities is “person year”.

## 17-34 大中型工业企业科技活动情况

### Basic Statistics on Scientific and Technological Activities in Large and Medium-Sized Industrial Enterprises

| 指 标               | Item  | 1990    | 1995    | 1999     | 2000     |
|-------------------|---|---------|---------|----------|----------|
| 企业科技活动人员 (人)      | Persons Engaged in S&T of Enterprises (person)                    | 33336   | 63280   | 80937    | 74980    |
| #高、中级职称           | Senior & Medium   | 14431   | 23083   | 25451    | 29398    |
| 企业办科技机构 (个)       | Number of Institutions for S&T in Enterprises (unit)              | 332     | 801     | 557      | 349      |
| 企业办科技机构人员 (人)     | Number of persons of Institutions for S&T in Enterprises (person) | 15863   | 20073   | 22344    | 26994    |
| #高、中级职称           | Senior and Medium   | 6923    | 10341   | 9067     | 12233    |
| 当年科技活动经费筹集总额 (万元) | Funds of S&T Activities of 2000 (10 000 yuan)                     | 56861   | 206569  | 212936   | 277645   |
| #上级拨款             | Appropriations from Higher Authorities                            | 4737    | 13487   | 13839    | 10880    |
| 银行贷款              | Bank Loans  | 17946   | 45848   | 16878    | 31967    |
| 企业自筹              | Self-raised   | 28872   | 139761  | 177953   | 230229   |
| 当年科技活动经费支出总额 (万元) | Expenditure for S&T Activities of 2000 (10 000 yuan)              | 54065   | 192733  | 200437   | 260547   |
| #新产品开发            | New Products Development  | 16631   | 69144   | 75496    | 96914    |
| 新产品销售收入 (万元)      | Revenue of New Products Sales (10 000 yuan)                       | 283427  | 898098  | 1226953  | 1419281  |
| #出口               | Exported  | 22896   | 50113   | 90120    | 145576   |
| 新产品实现利税 (万元)      | Pre-tax Profits of New Products (10 000 yuan)                     | 50042   | 133840  | 143621   | 143845   |
| 生产用设备原值 (万元)      | Original Value of Instruments by Produce (10 000 yuan)            | 2102648 | 6587640 | 13037683 | 16525927 |
| #微电子技术控制          | Micro-electronics Technic Control                                 | 99694   | 703133  | 854246   | 1128295  |
| 技术改造支出总额 (万元)     | Expenditures for Technical Transformation (10 000 yuan)           | 79602   | 417538  | 319831   | 359288   |
| 技术引进支出总额 (万元)     | Expenditures for Technical Recommendation (10 000 yuan)           | 19902   | 151971  | 131533   | 58174    |
| 消化吸收支出总额 (万元)     | Expenditures of Technical Digesting and Absorb (10 000 yuan)      | 470     | 7644    | 6691     | 6719     |
| 购买国内技术用款 (万元)     | Purchass of Civil Technology (10 000 yuan)                        | 1186    | 23787   | 10224    | 3753     |
| 科技活动项目 (项)        | Number of S&T Items (item)  | 1264    | 5443    | 3994     | 4554     |

注：新产品实现利税2000年为新产品实现利润。

a)the Number of the Pre-tax Profits of New Products of 2000 year is not Include Pre-tax.

## 17-35 大中型工业企业科技活动情况(2000年) (一)

Basic Statistics on Scientific and Technological Actives  
in Large and Medium-Sized Industrial Enterprises(2000)(1)

| 指 标              | Item   | 合 计      |                        |             |              |
|------------------|--|----------|------------------------|-------------|--------------|
|                  |  | Total    | #国有<br>State-<br>owned | 大型<br>Large | 中型<br>Medium |
| 企业办科技机构数         | Number of Institutions for S&T in Enterprises(unit)      | 349      | 224                    | 212         | 137          |
| 企业科技活动人员         | Number of S&T personnel of Enterprises(person)           | 74980    | 47408                  | 61123       | 13857        |
| #具有高、中级职称        | Senior and Medium  | 29398    | 20169                  | 25079       | 4319         |
| #工程技术人员          | Engineering  | 27025    | 16480                  | 22657       | 4368         |
| 企业办科研机构人员        | Number of persons of Institutions for S&T in Enterprises | 26994    | 17051                  | 21847       | 5147         |
| #具有高、中级职称        | Senior and Medium  | 12233    | 7558                   | 9995        | 2238         |
| 当年科技活动经费筹集总额(千元) | Funds of S&T Activities of 2000(1 000 yuan)              | 2776448  | 1556264                | 2227815     | 548633       |
| #上级拨款            | Appropriations from Higher Authorities                   | 108796   | 57866                  | 71081       | 37715        |
| 企业自筹             | Self-raised  | 2302289  | 1315429                | 1911162     | 391127       |
| 银行贷款             | Bank Loans   | 319671   | 142517                 | 205900      | 113771       |
| 当年科技活动经费支出总额(千元) | Expenditure for S&T Activities of 2000(1 000 yuan)       | 2605471  | 1437888                | 2141430     | 464041       |
| #内部支出            | Intramural Expenditure                                   | 2378685  | 1286518                | 1950928     | 427757       |
| #新产品开发经费         | New Products Development                                 | 969139   | 371781                 | 787410      | 181729       |
| #研究与发展经费         | R&D  | 1191537  | 574537                 | 954099      | 237438       |
| 基础研究             | Fundamental Research                                     | 20822    | 2202                   | 16865       | 3957         |
| 应用研究             | Applied Research   | 80541    | 48601                  | 60027       | 20514        |
| 实验发展             | Experimental Development                                 | 1090174  | 523734                 | 877207      | 212967       |
| #劳务费             | Labor Expenditures                                       | 623794   | 322605                 | 537462      | 86332        |
| 原材料费             | Raw and Processed Materials Expenditures                 | 857093   | 418280                 | 652647      | 204446       |
| 新产品销售收入 (千元)     | Revenue of New Products Sales(1 000 yuan)                | 14192808 | 5101493                | 12360842    | 1831966      |
| #出口              | Exported   | 1455762  | 551401                 | 1353309     | 102453       |
| 专利申请 (件)         | Patent Applications (item)                               | 296      | 135                    | 257         | 39           |
| 拥有发明专利 (件)       | Applications of Inventions(item)                         | 296      | 164                    | 262         | 34           |
| 科技活动项目个数 (项)     | Number of Projects for S&T(item)                         | 4554     | 2611                   | 3570        | 984          |
| #新产品开发           | New Products Development                                 | 2078     | 1082                   | 1585        | 493          |
| 科技活动项目参加人员 (人)   | Member with S&T Activities(person)                       | 38558    | 24176                  | 30476       | 8082         |
| 科技活动项目经费支出总额(千元) | Expenditures of S&T Activities(1 000 yuan)               | 2019154  | 1064770                | 1646470     | 372684       |

## 17-36 大中型工业企业科技活动情况 (2000年) (二)

Basic Statistics on Scientific and Technological Actives  
in Large and Medium-Sized Industrial Enterprises(2000)(2)

单位:人 (person)

| 类 别              | Item  | 企业科<br>技活动<br>人员                                 |  |   | 企业办<br>科技机构<br>人员  |   |   |
|------------------|---|--|--|---|--|---|---|
|                  |   | S&T pers-<br>onnel in<br>Enterprises<br>(person) | #高、中<br>级职称<br>人 员<br>Engi-<br>neering | # 研 究<br>与 实 验<br>发 展 人 员<br>Research<br>and Exp-<br>eriment<br>Develop-<br>ment<br>Persons | Number of<br>personnel<br>in Institutions<br>for S&T in<br>Enterprises<br>(person) | #高、中<br>级职称<br>人 员<br>Senior<br>and<br>Medium | #研 究<br>与 实 验<br>发 展 人 员<br>Research<br>and Exper-<br>iment De-<br>velopment<br>Persons |
| <b>总 计</b>       | <b>Total</b>  | <b>74980</b>                                     | <b>29398</b>                           | <b>27150</b>  | <b>36990</b>   | <b>12233</b>                                  | <b>12110</b>  |
| <b>按企业规模分组</b>   | <b>By Size</b>  |  |  |   |  |   |   |
| 大型企业             | Large   | 61123  | 25079                                  | 22657   | 21847  | 9995  | 10113   |
| 中型企业             | Medium  | 13857  | 4319                                   | 4493  | 5147   | 2238  | 1997  |
| <b>按登记注册类型分组</b> | <b>By Registration Status</b>                                   |  |  |   |  |   |   |
| 内资企业             | Domestic-Funded Enterprises                                     | 71809  | 28555                                  | 26943   | 26586  | 11993   | 11981   |
| 国有               | State-owned Enterprises   | 34465  | 13858                                  | 10988   | 13013  | 5489  | 5383  |
| 集体               | Collective-owned Enterprises                                    | 5161   | 1647                                   | 1424  | 1835   | 650   | 811   |
| 股份合作             | Cooperative Enterprises   | 659  | 159                                    | 154   | 146  | 70  | 121   |
| 国有联营             | State Joint Ownership Enterprises                               |  |  |   |  |   |   |
| 集体联营             | Collective Joint Ownership Enterprises                          |  |  |   |  |   |   |
| 国有与集体联营          | Joint State-collective Enterprises                              |  |  |   |  |   |   |
| 其他联营             | Other Joint Ownership Enterprises                               |  |  |   |  |   |   |
| 国有独资公司           | State-funded Corporations                                       | 12943  | 6311                                   | 5571  | 4038   | 2069  | 1678  |
| 其他有限责任公司         | Other Limited Liability Corporations                            | 6752   | 1904                                   | 3255  | 1979   | 714   | 1132  |
| 股份有限公司           | Share-holding Corporations Ltd.                                 | 11523  | 4641                                   | 5460  | 5547   | 2990  | 2846  |
| 私营独资             | Private-funded Enterprises                                      | 306  | 35                                     | 91  | 28   | 11  | 10  |
| 私营合伙             | Private Partnership Enterprises                                 |  |  |   |  |   |   |
| 私营有限责任公司         | Private Limited Liability Corporations                          |  |  |   |  |   |   |
| 私营股份有限公司         | Private Share-holding Corporations Ltd.                         |  |  |   |  |   |   |
| 其他内资             | Other Enterprises   |  |  |   |  |   |   |
| 港澳台商投资           | Enterprises With Investment<br>from Hong Kong, Macao and Taiwan | 2590   | 501                                    | 203   | 167  | 91  | 123   |
| 外商投资             | Enterprises With Foreign Investment                             | 581  | 342                                    | 22  | 241  | 149   | 6   |
| <b>按工业行业大类分组</b> | <b>By Industrial Branch</b>                                     |  |  |   |  |   |   |
| 煤炭采选业            | Coal Mining and Dressing  | 4525   | 3239                                   | 2646  | 1159   | 617   | 540   |
| 石油和天然气开采业        | Petroleum and Natural Gas Extraction                            | 4005   | 2147                                   | 3224  | 2776   | 1755  | 1234  |
| 黑色金属矿采选业         | Ferrous Metals Mining and dressing                              |  |  |   |  |   |   |
| 有色金属矿采选业         | Nonferrous Metals Mining and dressing                           | 356  | 81                                     | 19  | 276  | 63  | 6   |
| 非金属矿采选业          | Nonmetals Mining and dressing                                   | 19   | 6                                      |   |  |   |   |
| 其他矿采选业           | Others Minerals Mining and dressing                             |  |  |   |  |   |   |
| 木材及竹材采运业         | Logging and Transport of Timber<br>and Bamboo                   |  |  |   |  |   |   |
| 食品加工业            | Food Processing   | 2882   | 463                                    | 1862  | 587  | 256   | 258   |

17-36 续表1 continued

| 单位:人            |  | (person)  |                          |   |   |                                |   |
|-----------------|--|---|--------------------------|---|---|--------------------------------|---|
| 类别              | Item   | 企业科技活动人员  |                          |   | 企业办科技机构人员   |                                |   |
|                 |  | Number of S&T personnel in Enterprises (person) | #高、中级职称人员<br>Engineering | #研究与实验发展人员<br>Research and Experiment Development Persons | Number of personnel in Institutions for S&T in Enterprises (unit) | #高、中级职称人员<br>Senior and Medium | #研究与实验发展人员<br>Research and Experiment Development Persons |
| 食品制造业           | Food Production  | 1566  | 814                      | 1049  | 1111  | 530                            | 923   |
| 饮料制造业           | Beverages Production   | 1699  | 407                      | 764   | 1402  | 329                            | 470   |
| 烟草加工业           | Tobacco Processing   | 984   | 302                      | 193   | 399   | 41                             | 123   |
| 纺织业             | Textiles Industry  | 3590  | 943                      | 733   | 1149  | 394                            | 157   |
| 服装及其他纤维制品制造业    | Garments and Other Fiber Products                            | 29  | 3                        | 2   | 24  | 2                              |   |
| 皮革、毛皮、羽绒及其制品业   | Leather,Furs,Down and Related Products                       | 170   | 34                       | 14  | 11  | 7                              | 9   |
| 木材加工及竹、藤、棕、草制品业 | Timber Processing,Bamboo,Cane, Palm Fiber and Straw Products |   |                          |   |   |                                |   |
| 家具制造业           | Furniture Production   | 30  | 7                        | 10  | 4   |                                | 4   |
| 造纸及纸制品业         | Papermaking and Paper Products                               | 29  | 5                        | 0   | 29  | 5                              |   |
| 印刷业、记录媒介的复制     | Printing and Record Medium Reproduction                      | 61  | 29                       | 61  | 61  | 29                             | 61  |
| 文教体育用品制造业       | Stationery,Educational and Sports Goods                      |   |                          |   |   |                                |   |
| 石油加工及炼焦业        | Petroleum Refining and Coking                                | 1211  | 922                      | 433   | 132   | 72                             | 39  |
| 化学原料及化学制品制造业    | Raw Chemical Materials and Chemical Products                 | 5025  | 1805                     | 1328  | 1008  | 320                            | 637   |
| 医药制造业           | Medical and Pharmaceutical Products                          | 1370  | 509                      | 464   | 780   | 336                            | 354   |
| 化学纤维制造业         | Chemical Fiber   | 586   | 165                      | 238   | 205   | 103                            | 108   |
| 橡胶制品业           | Rubber Products  | 324   | 249                      | 65  | 312   | 240                            | 65  |
| 塑料制品业           | Plastic Products   | 148   | 46                       | 86  | 57  | 23                             | 31  |
| 非金属矿物制品业        | Nonmetal Mineral Products                                    | 4066  | 1463                     | 1419  | 1198  | 494                            | 711   |
| 黑色金属冶炼及压延加工业    | Smelting and Pressing of Ferrous Metals                      | 1116  | 622                      | 715   | 737   | 492                            | 102   |
| 有色金属冶炼及压延加工业    | Smelting and Pressing of Nonferrous Metals                   | 4684  | 2172                     | 2294  | 2390  | 625                            | 1538  |
| 金属制品业           | Metal Products   | 551   | 340                      | 413   | 220   | 132                            | 220   |
| 普通机械制造业         | Ordinary Machinery   | 4822  | 1791                     | 1302  | 1376  | 778                            | 776   |
| 专用设备制造业         | Special Purposes Equipment                                   | 7470  | 2815                     | 1652  | 3620  | 1855                           | 950   |
| 交通运输设备制造业       | Transport Equipment  | 7984  | 1866                     | 1918  | 1532  | 714                            | 591   |
| 电气机械及器材制造业      | Electric Equipment and Machinery                             | 5544  | 2162                     | 1969  | 1909  | 843                            | 1257  |
| 电子及通信设备制造业      | Electric and Telecommunications Equipment                    | 5561  | 2014                     | 936   | 1438  | 703                            | 705   |
| 仪器仪表及文化办公用机械制造业 | Instruments,Meters,Cultural and Clerical Machinery           | 556   | 269                      | 46  | 140   | 78                             | 22  |
| 其他制造业           | Other Manufacturing  | 812   | 457                      | 375   | 585   | 272                            | 183   |
| 电力、蒸汽、热水的生产和供应业 | Production and Supply of Power, Steam and Hot Water          | 2957  | 1110                     | 807   | 339   | 103                            | 20  |
| 煤气生产和供应业        | Production and Supply of Gas                                 | 42  | 38                       |   | 12  | 9                              |   |
| 自来水的生产和供应业      | Production and Supply of Tap Water                           | 206   | 103                      | 16  | 16  | 13                             | 16  |

## 17-37 大中型工业企业分行业科技活动情况（2000年）（三）

单位:千元

| 类 别<br>Item   | 当年科技<br>活动经费<br>筹集总额<br>Funds of S&T<br>Activities<br>of 2000 | #企业自筹<br>Self-<br>raised |
|---|---|--------------------------|
| <b>总 计</b><br><b>Total</b>  | <b>2776448</b>  | <b>2302289</b>           |
| <b>按企业规模分组</b><br><b>By Size</b>  |   |                          |
| 大型企业<br>Large   | 2227815   | 1911162                  |
| 中型企业<br>Medium  | 548633  | 391127                   |
| <b>按登记注册类型分组</b><br><b>By Registration Status</b>                         |   |                          |
| 内资企业<br>Domestic-Funded Enterprises                                       | 2532974   | 2108815                  |
| 国有<br>State-owned Enterprises   | 1225746   | 1044991                  |
| 集体<br>Collective-owned Enterprises  | 166933  | 114863                   |
| 股份合作<br>Cooperative Enterprises   | 10060   | 8010                     |
| 国有联营<br>State Joint Ownership Enterprises                                 |   |                          |
| 集体联营<br>Collective Joint Ownership Enterprises                            |   |                          |
| 国有与集体联营<br>Joint State-collective Enterprises                             |   |                          |
| 其他联营<br>Other Joint Ownership Enterprises                                 |   |                          |
| 国有独资公司<br>State-funded Corporations                                       | 330518  | 270438                   |
| 其他有限责任公司<br>Other Limited Liability Corporations                          | 356633  | 301273                   |
| 股份有限公司<br>Share-holding Corporations Ltd.                                 | 438836  | 365992                   |
| 私营独资<br>Private-funded Enterprises  | 4248  | 3248                     |
| 私营合伙<br>Private Partnership Enterprises                                   |   |                          |
| 私营有限责任公司<br>Private Limited Liability Corporations                        |   |                          |
| 私营股份有限公司<br>Private Share-holding Corporations Ltd.                       |   |                          |
| 其他内资<br>Other Enterprises   |   |                          |
| 港澳台商投资<br>Enterprises With Investment from<br>Hong Kong, Macao and Taiwan | 184932  | 134932                   |
| 外商投资<br>Enterprises With Foreign Investment                               | 58542   | 58542                    |
| <b>按工业行业大类分组</b><br><b>By Industrial Branch</b>                           |   |                          |
| 煤炭采选业<br>Coal Mining and Dressing   | 113322  | 77182                    |
| 石油和天然气开采业<br>Petroleum and Natural Gas Extraction                         | 98060   | 98060                    |
| 黑色金属矿采选业<br>Ferrous Metals Mining and dressing                            |   |                          |
| 有色金属矿采选业<br>Nonferrous Metals Mining and dressing                         | 4283  | 4283                     |
| 非金属矿采选业<br>Nonmetals Mining and dressing                                  | 1070  | 1070                     |
| 其他矿采选业<br>Others Minerals Mining and dressing                             |   |                          |
| 木材及竹材采运业<br>Logging and Transport of Timber and Bamboo                    |   |                          |
| 食品加工业<br>Food Processing  | 117986  | 112636                   |

## Basic Statistics on Scientific and Technological Actives in Large and Medium-Sized Industrial Enterprises(2000)(3)

(1 000 yuan)

| # 金融贷款<br>Finance Loans | # 政府部门资金<br>Government Allocation | 当年科技<br>活动经费<br>支出总额<br>Expenditure for<br>S&T Activities<br>of 2000 | # 内部<br>支出<br>Intramural<br>Expenditure | # 新产品开发<br>New<br>Products<br>Development | # 研究与实验发展<br>Research and<br>Experiment<br>Development |
|-------------------------|-----------------------------------|--|---|---|--|
| 319671                  | 108796                            | 2605471  | 2378685                                 | 969139                                    | 1191537  |
| 205900                  | 71081                             | 2141430  | 1950928                                 | 787410                                    | 954099   |
| 113771                  | 37715                             | 464041   | 427757                                  | 181729                                    | 237438   |
| 269671                  | 108796                            | 2376992  | 2152513                                 | 827985                                    | 1147636  |
| 111267                  | 46856                             | 1152556  | 1035807                                 | 218132                                    | 436531   |
| 22320                   | 26860                             | 166767   | 147279                                  | 59585                                     | 55628  |
| 500                     |                                   | 9546   | 9415                                    | 6424                                      | 2860   |
| 31250                   | 11010                             | 285332   | 250711                                  | 153649                                    | 138006   |
| 44120                   | 11240                             | 351532   | 331634                                  | 278607                                    | 268049   |
| 59814                   | 12830                             | 407583   | 374671                                  | 109497                                    | 244441   |
| 400                     |                                   | 3676   | 2996                                    | 2091                                      | 2121   |
| 50000                   |                                   | 169967   | 167667                                  | 86771                                     | 43316  |
|                         |                                   | 58512  | 58505                                   | 54383                                     | 585  |
| 34550                   | 1510                              | 89220  | 84804                                   | 15605                                     | 46461  |
|                         |                                   | 95691  | 86985                                   | 1630                                      | 73258  |
|                         |                                   | 4035   | 3405                                    | 250                                       | 1920   |
|                         |                                   | 1070   | 1020                                    |   |  |
| 2050                    | 850                               | 118046   | 111696                                  | 78405                                     | 70324  |



17-37 续表1

单位:千元

| 类 别                 | Item   | 当年科技<br>活动经费<br>筹集总额                  | #企业自筹           |
|---------------------|--|---------------------------------------|-----------------|
|                     |  | Funds of S&T<br>Activities<br>of 2000 | Self-<br>raised |
| 食品制造业               | Food Production  | 131117                                | 99517           |
| 饮料制造业               | Beverages Production   | 85895                                 | 50796           |
| 烟草加工业               | Tobacco Processing   | 32159                                 | 31989           |
| 纺织业                 | Textiles Industry  | 58890                                 | 58330           |
| 服装及其他纤维制品制造业        | Garments and Other Fiber Products                              | 350                                   | 350             |
| 皮革、毛皮、羽绒及其制品业       | Leather,Furs,Down and Related Products                         | 2001                                  | 2001            |
| 木材加工及竹、藤、<br>棕、草制品业 | Timber Processing,Bamboo,Cane,Palm<br>Fiber and Straw Products | 2000                                  | 2000            |
| 家具制造业               | Furniture Production   | 13052                                 | 1732            |
| 造纸及纸制品业             | Papermaking and Paper Products                                 | 800                                   | 800             |
| 印刷业、记录媒介的复制         | Stationery,Educational and Sports Goods                        |                                       |                 |
| 文教体育用品制造业           | Petroleum Refining and Coking                                  | 75720                                 | 73486           |
| 石油加工及炼焦业            | Raw Chemical Materials and Chemical Products                   | 120562                                | 111501          |
| 化学原料及化学制品制造业        | Medical and Pharmaceutical Products                            | 57833                                 | 56821           |
| 医药制造业               | Chemical Fiber   | 36263                                 | 35263           |
| 化学纤维制造业             | Rubber Products  | 22850                                 | 22850           |
| 橡胶制品业               | Plastic Products   | 4203                                  | 4003            |
| 塑料制品业               | Nonmetal Mineral Products                                      | 85241                                 | 81756           |
| 非金属矿物制品业            | Smelting and Pressing of Ferrous Metals                        | 100788                                | 60608           |
| 黑色金属冶炼及压延加工业        | Smelting and Pressing of Nonferrous Metals                     | 414432                                | 344092          |
| 有色金属冶炼及压延加工业        | Metal Products   | 13800                                 | 13730           |
| 金属制品业               | Ordinary Machinery   | 119516                                | 90664           |
| 普通机械制造业             | Special Purposes Equipment                                     | 165817                                | 133358          |
| 专用设备制造业             | Transport Equipment  | 169280                                | 124840          |
| 交通运输设备制造业           | Electric Equipment and Machinery                               | 249028                                | 237811          |
| 电气机械及器材制造业          | Electric and Telecommunications Equipment                      | 227604                                | 173794          |
| 电子及通信设备制造业          | Instruments,Meters,Cultural and<br>Clerical Machinery          | 3828                                  | 3628            |
| 仪器仪表及文化办公用<br>机械制造业 | Other Manufacturing  | 23578                                 | 22218           |
| 其他制造业               | Production and Supply of Power,<br>Steam and Hot Water         | 161084                                | 109764          |
| 电力、蒸汽、热水的<br>生产和供应业 | Production and Supply of Gas                                   | 3710                                  | 3710            |
| 煤气生产和供应业            | Production and Supply of Tap Water                             | 60326                                 | 57646           |
| 自来水的生产和供应业          |  |                                       |                 |

continued

(1 000 yuan)

| # 金融贷款<br>Finance Loans | # 政府部门资金<br>Government Allocation | 当年科技<br>活动经费<br>支出总额<br>Expenditure for<br>S&T Activities<br>of 2000 | # 内部<br>支出<br>Intramural<br>Expenditure | # 新产品开发<br>New<br>Products<br>Development | # 研究与实验发展<br>Research and<br>Experiment<br>Development |
|-------------------------|-----------------------------------|--|---|---|--|
| 4500                    | 26900                             | 138837   | 121462                                  | 27153                                     | 56383  |
| 31029                   | 1940                              | 64410  | 61752                                   | 46464                                     | 44706  |
|                         | 100                               | 35155  | 32135                                   | 4187                                      | 9228   |
|                         | 460                               | 37717  | 36181                                   | 20006                                     | 10110  |
|                         |                                   | 340  | 340                                     | 50  | 270  |
|                         |                                   | 2031   | 2031                                    | 431                                       | 362  |
|                         |                                   | 1400   | 1100                                    | 1000                                      | 100  |
| 11320                   |                                   | 1100   | 1100                                    | 632                                       |  |
|                         |                                   | 757  | 757                                     |   | 757  |
| 1034                    | 1000                              | 74320  | 51887                                   | 18433                                     | 41187  |
| 1106                    | 6855                              | 125453   | 107500                                  | 34530                                     | 51011  |
| 712                     | 300                               | 43245  | 34525                                   | 13224                                     | 16930  |
| 1000                    |                                   | 38578  | 36106                                   | 7575                                      | 29730  |
|                         |                                   | 22940  | 22940                                   | 19460                                     | 2250   |
|                         | 200                               | 3183   | 2788                                    | 2308                                      | 2348   |
| 600                     | 2775                              | 80903  | 77227                                   | 19231                                     | 32187  |
| 40000                   | 180                               | 33456  | 30316                                   | 1910                                      | 13836  |
| 58000                   | 12340                             | 442590   | 421192                                  | 44609                                     | 176696   |
|                         | 70                                | 6765   | 6509                                    | 459                                       | 4997   |
| 7920                    | 4310                              | 106694   | 104212                                  | 65156                                     | 60135  |
| 11420                   | 14049                             | 154952   | 127559                                  | 75429                                     | 30576  |
| 11050                   | 20720                             | 165846   | 150352                                  | 77536                                     | 112643   |
| 3880                    | 6707                              | 252158   | 238942                                  | 199485                                    | 165284   |
| 51000                   | 2600                              | 210485   | 205994                                  | 120981                                    | 54377  |
|                         | 200                               | 3828   | 3783                                    | 3494                                      | 1497   |
|                         | 850                               | 20903  | 18414                                   | 9067                                      | 11424  |
| 48500                   | 1200                              | 165268   | 135936                                  | 60439                                     | 69967  |
|                         |                                   | 3710   | 500                                     |   |  |
|                         | 2680                              | 60385  | 57235                                   |   | 583  |

## 17-38 大中型工业企业分行业科技活动情况(2000年)(四)

Basic Statistics on Scientific and Technological Actives  
in Large and Medium-Sized Industrial Enterprises(2000)(4)

| 类别               | Item   | 新产品<br>产值<br>(千元)<br>Gross Output Value of new Products (1 000 yuan) | 新产品<br>销售<br>收入<br>(千元)<br>Sales Revenue of New Products (1 000 yuan) | 新产品<br>实现<br>利润<br>(千元)<br>Sales Profits of New Products (1 000 yuan) | 企业办<br>科技<br>机构<br>(个)<br>Number of Institutions of S&T in Enterprises (unit) | 专利<br>申请数<br>(件)<br>Total Applications (item) | 拥有<br>发明<br>专利数<br>(件)<br>Total Applications of Inventions (item) |
|------------------|--|--|---|---|---|---|---|
| <b>总计</b>        | <b>Total</b>   | <b>14679746</b>  | <b>14192808</b>   | <b>1438453</b>  | <b>349</b>  | <b>296</b>                                    | <b>296</b>  |
| <b>按企业规模分组</b>   | <b>By Size</b>   |  |   |   |   |   |   |
| 大型企业             | Large  | 12693999   | 12360842  | 1219147   | 212   | 257   | 262   |
| 中型企业             | Medium   | 1985747  | 1831966   | 219306  | 137   | 39  | 34  |
| <b>按登记注册类型分组</b> | <b>By Registration Status</b>                                |  |   |   |   |   |   |
| 内资企业             | Domestic-Funded Enterprises                                  | 10864279   | 10395078  | 1369856   | 339   | 272   | 272   |
| 国有               | State-owned Enterprises                                      | 3233715  | 2874648   | 441908  | 184   | 83  | 95  |
| 集体               | Collective-owned Enterprises                                 | 882301   | 819854  | 86410   | 34  | 57  | 31  |
| 股份合作             | Cooperative Enterprises                                      | 40206  | 34029   | 7462  | 8   | 0   | 2   |
| 国有联营             | State Joint Ownership Enterprises                            |  |   |   |   |   |   |
| 集体联营             | Collective Joint Ownership Enterprises                       |  |   |   |   |   |   |
| 国有与集体联营          | Joint State-collective Enterprises                           |  |   |   |   |   |   |
| 其他联营             | Other Joint Ownership Enterprises                            |  |   |   |   |   |   |
| 国有独资公司           | State-funded Corporations                                    | 2015650  | 2226845   | 224867  | 40  | 52  | 69  |
| 其他有限责任公司         | Other Limited Liability Corporations                         | 1665635  | 1642083   | 294477  | 24  | 21  | 29  |
| 股份有限公司           | Share-holding Corporations Ltd.                              | 2907961  | 2707575   | 300846  | 47  | 54  | 46  |
| 私营独资             | Private-funded Enterprises                                   | 34571  | 31500   | 3201  | 2   | 5   |   |
| 私营合伙             | Private Partnership Enterprises                              |  |   |   |   |   |   |
| 私营有限责任公司         | Private Limited Liability Corporations                       | 84240  | 58544   | 10685   |   |   |   |
| 私营股份有限公司         | Private Share-holding Corporations Ltd.                      |  |   |   |   |   |   |
| 其他内资             | Other Enterprises  |  |   |   |   |   |   |
| 港澳台商投资           | Enterprises With Investment from Hong Kong, Macao and Taiwan | 2413247  | 2393032   | 2468  | 7   | 2   | 2   |
| 外商投资             | Enterprises With Foreign Investment                          | 1402220  | 1404698   | 66129   | 3   | 22  | 22  |
| <b>按工业行业大类分组</b> | <b>By Industrial Branch</b>                                  |  |   |   |   |   |   |
| 煤炭采选业            | Coal Mining and Dressing                                     | 162283   | 149239  | 9184  | 8   | 9   | 38  |
| 石油和天然气开采业        | Petroleum and Natural Gas Extraction                         | 7289   | 12729   | 3606  | 8   | 40  | 11  |
| 黑色金属矿采选业         | Ferrous Metals Mining and dressing                           |  |   |   |   |   |   |
| 有色金属矿采选业         | Nonferrous Metals Mining and dressing                        | 1500   |   |   | 3   |   |   |
| 非金属矿采选业          | Nonmetals Mining and dressing                                |  |   |   |   |   |   |
| 其他矿采选业           | Others Minerals Mining and dressing                          |  |   |   |   |   |   |
| 木材及竹材采运业         | Logging and Transport of Timber and Bamboo                   |  |   |   |   |   |   |
| 食品加工业            | Food Processing  | 261859   | 275267  | 36399   | 12  | 23  | 19  |
| 食品制造业            | Food Processing  | 875422   | 785521  | 143482  | 5   | 31  | 22  |

17-38 续表1 continued

| 类 别                      | Item  | 新产品<br>产值<br>(千元)<br>Gross Output Value of new Products (1 000 yuan) | 新产品<br>销售<br>收入<br>(千元)<br>Sales Revenue of New Products (1 000 yuan) | 新产品<br>实现<br>利润<br>(千元)<br>Sales Profits of New Products (1 000 yuan) | 企业办<br>科技<br>机构<br>(个)<br>Number of Institutions of S&T in Enterprises (unit) | 专利<br>申请数<br>(件)<br>Total Applications (item) | 拥有<br>发明<br>专利数<br>(件)<br>Total Applications of Inventions (item) |
|--------------------------|---|--|---|---|---|---|---|
| 饮料制造业                    | Beverages Manufacturing   | 190437   | 198739  | 27148   | 18  | 8   | 5   |
| 烟草加工业                    | Tobacco Processing  | 165456   | 192582  | 17480   | 8   | 4   | 4   |
| 纺织业                      | Textiles Industry   | 1010708  | 930421  | 114061  | 15  |   | 2   |
| 服装及其他纤维制品<br>制造业         | Garments and Other Fiber Products   |  |   |   | 3   |   |   |
| 皮革、毛皮、羽绒及其<br>制品业        | Leather,Furs,Down and Related Products  | 9612   | 9612  | 1790  | 1   |   |   |
| 木材加工及竹、藤、<br>棕、草制品业      | Timber Processing,Bamboo,Cane, Palm Fiber and Straw Products                    |  |   |   |   |   |   |
| 家具制造业                    | Furniture Manufacturing   | 3000   | 2000  | 325   | 1   |   |   |
| 造纸及纸制品业                  | Papermaking and Paper Products  | 4551   | 3680  | 318   | 2   |   |   |
| 印刷业、记录媒介的复制<br>文教体育用品制造业 | Printing and Record Medium Reproduction Stationery,Educational and Sports Goods | 3000   | 2863  | 615   | 1   |   |   |
| 石油加工及炼焦业                 | Petroleum Refining and Coking   | 213520   | 257000  | 71200   | 6   | 5   | 1   |
| 化学原料及化学制品<br>制造业         | Raw Chemical Materials and Chemical products                                    | 630296   | 660123  | 111779  | 28  | 3   | 19  |
| 医药制造业                    | Medical and Pharmaceutical Products   | 255083   | 209348  | 61555   | 24  | 14  | 6   |
| 化学纤维制造业                  | Chemical Fiber  | 446311   | 389501  | 7199  | 5   |   |   |
| 橡胶制品业                    | Rubber Products   | 45111  | 248923  | 6838  | 2   |   |   |
| 塑料制品业                    | Plastic Products  | 53751  | 46359   | 4499  | 3   | 1   | 1   |
| 非金属矿物制品业                 | Nonmetal Mineral Products   | 510598   | 488681  | 98758   | 28  | 32  | 3   |
| 黑色金属冶炼及压延<br>加工业         | Smelting and Pressing of Ferrous Metals   | 130000   | 150000  | 37500   | 5   | 8   | 39  |
| 有色金属冶炼及压延<br>加工业         | Smelting and Pressing of Nonferrous Metals                                      | 569284   | 426536  | 74883   | 10  | 7   | 3   |
| 金属制品业                    | Metal Products  | 2710   | 2662  | 521   | 1   | 10  | 11  |
| 普通机械制造业                  | Ordinary Machinery  | 576214   | 535345  | 28560   | 30  | 20  | 10  |
| 专用设备制造业                  | Special Purposes Equipment  | 1250789  | 1122382   | 54468   | 38  | 24  | 30  |
| 交通运输设备制造业                | Transport Equipment   | 1366677  | 1229794   | 110949  | 23  | 11  | 15  |
| 电气机械及器材制造业               | Electric Equipment and Machinery  | 3052592  | 3029105   | 351880  | 20  | 37  | 26  |
| 电子及通信设备制造业               | Electric and Telecommunications Equipment                                       | 2612063  | 2590975   | 36843   | 9   | 2   | 23  |
| 仪器仪表及文化办公用<br>机械制造业      | Instruments,Meters,Cultural and Clerical Machinery                              | 89070  | 64883   | 11997   | 4   | 3   | 3   |
| 其他制造业                    | Other Manufacturing   | 179760   | 178138  | 14576   | 17  | 2   | 4   |
| 电力、蒸汽、热水的生产<br>和供应业      | Production and Supply of Power, Steam and Hot Water                             | 800  | 400   | 40  | 8   | 2   | 1   |
| 煤气生产和供应业                 | Production and Supply of Gas  |  |   |   | 1   |   |   |
| 自来水的生产和供应业               | Production and Supply of Tap Water  |  |   |   | 2   |   |   |

## 17-39 大中型工业企业分行业科技活动情况 (2000年) (五)

| 类 别              | Item  | 科技活动<br>项 目 数<br>(项)<br>Projects<br>for S&T<br>Activities | #新产品研究<br>开发项目数<br>Number of<br>Project<br>for New<br>Products R&D |
|------------------|---|---|--|
|                  |   | (item)  |  |
| <b>总 计</b>       | <b>Total</b>  | <b>4554</b>   | <b>2078</b>  |
| <b>按企业规模分组</b>   | <b>By Size</b>  |   |  |
| 大型企业             | Large   | 3570  | 1585   |
| 中型企业             | Medium  | 984   | 493  |
| <b>按登记注册类型分组</b> | <b>By Registration Status</b>                                   |   |  |
| 内资企业             | Domestic-Funded Enterprises                                     | 4469  | 2028   |
| 国有               | State-owned Enterprises   | 1863  | 723  |
| 集体               | Collective-owned Enterprises                                    | 232   | 164  |
| 股份合作             | Cooperative Enterprises   | 84  | 23   |
| 国有联营             | State Joint Ownership Enterprises                               |   |  |
| 集体联营             | Collective Joint Ownership Enterprises                          |   |  |
| 国有与集体联营          | Joint State-collective Enterprises                              |   |  |
| 其他联营             | Other Joint Ownership Enterprises                               |   |  |
| 国有独资公司           | State-funded Corporations                                       | 748   | 359  |
| 其他有限责任公司         | Other Limited Liability Corporations                            | 660   | 401  |
| 股份有限公司           | Share-holding Corporations Ltd.                                 | 826   | 322  |
| 私营独资             | Private-funded Enterprises                                      | 56  | 36   |
| 私营合伙             | Private Partnership Enterprises                                 |   |  |
| 私营有限责任公司         | Private Limited Liability Corporations                          |   |  |
| 私营股份有限公司         | Private Share-holding Corporations Ltd.                         |   |  |
| 其他内资             | Other Enterprises   |   |  |
| 港澳台商投资           | Enterprises With Investment from<br>Hong Kong, Macao and Taiwan | 49  | 14   |
| 外商投资             | Enterprises With Foreign Investment                             | 36  | 36   |
| <b>按工业行业大类分组</b> | <b>By Industrial Branch</b>                                     |   |  |
| 煤炭采选业            | Coal Mining and Dressing  | 211   | 26   |
| 石油和天然气开采业        | Petroleum and Natural Gas Extraction                            | 379   | 9  |
| 黑色金属矿采选业         | Ferrous Metals Mining and dressing                              |   |  |
| 有色金属矿采选业         | Nonferrous Metals Mining and dressing                           | 8   | 1  |
| 非金属矿采选业          | Nonmetals Mining and dressing                                   | 2   |  |
| 其他矿采选业           | Others Minerals Mining and dressing                             |   |  |
| 木材及竹材采运业         | Logging and Transport of Timber and Bamboo                      |   |  |

**Basic Statistics on Scientific and Technological Actives  
in Large and Medium-Sized Industrial Enterprises(2000)(5)**

| #研究与实验<br>发展项目<br>Number of<br>Projects for Research<br>and<br>Experiment<br>Development | 项目人员<br>合计<br>(人)<br>Total<br>Personnel<br>of Projects<br>(person) | #高、中级<br>职称人员<br>Senior &<br>Medium | #无高高级职称大学<br>本科及以上学历人员<br>Member with<br>Undergraduates<br>and Over with<br>no Senior &<br>Medium Titles | 项目经费<br>支出合计<br>(千元)<br>Expenditure<br>of Projects<br>(1 000 yuan) |
|--|--|-------------------------------------|--|--|
| <b>2362</b>  | <b>38558</b>   | <b>17249</b>                        | <b>6935</b>  | <b>2019154</b>   |
| 1940   | 30476  | 14129                               | 5250   | 1646470  |
| 422  | 8082   | 3120                                | 1685   | 372684   |
| 2334   | 37794  | 16856                               | 6743   | 1794257  |
| 977  | 18045  | 8226                                | 2515   | 870584   |
| 109  | 2526   | 1052                                | 755  | 128391   |
| 12   | 251  | 110                                 | 63   | 8295   |
| 359  | 6131   | 3620                                | 861  | 194186   |
| 302  | 3335   | 1113                                | 1295   | 252005   |
| 566  | 7305   | 2701                                | 1211   | 338450   |
| 9  | 201  | 34                                  | 43   | 2346   |
| 24   | 537  | 208                                 | 175  | 166392   |
| 4  | 227  | 185                                 | 17   | 58505  |
| 114  | 2138   | 1479                                | 232  | 75832  |
| 358  | 3120   | 1774                                | 411  | 72895  |
| 3  | 88   | 39                                  | 26   | 3055   |
|  | 19   | 6                                   |  | 1020   |

17-39 续表1

| 类 别                 | Item  | 科技活动  | #新产品研究   |
|---------------------|---|---|--|
|                     |   | 项目数<br>(项)<br>Projects<br>for S&T<br>Activities<br><br>(item) | 开发项目数<br>Number of<br>Project<br>for New<br>Products R&D |
| 食品加工业               | Food Processing   | 461   | 258  |
| 食品制造业               | Food Production   | 64  | 35   |
| 饮料制造业               | Beverages Production  | 81  | 34   |
| 烟草加工业               | Tobacco Processing  | 41  | 21   |
| 纺织业                 | Textiles Industry   | 249   | 169  |
| 服装及其他纤维制品制造业        | Garments and Other Fiber Products                               | 1   | 1  |
| 皮革、毛皮、羽绒及其制品业       | Leather,Furs,Down and Related Products                          | 7   | 2  |
| 木材加工及竹、藤、<br>棕、草制品业 | Timber Processing,Bamboo,Cane,<br>Palm Fiber and Straw Products |   |  |
| 家具制造业               | Furniture Manufacturing   | 3   | 2  |
| 造纸及纸制品业             | Papermaking and Paper Products                                  | 3   | 1  |
| 印刷业、记录媒介的复制         | Printing and Record Medium Reproduction                         | 2   |  |
| 文教体育用品制造业           | Stationery,Educational and Sports Goods                         |   |  |
| 石油加工及炼焦业            | Petroleum Refining and Coking                                   | 37  | 8  |
| 化学原料及化学制品制造业        | Raw Chemical Materials and Chemical products                    | 239   | 98   |
| 医药制造业               | Medical and Pharmaceutical Products                             | 57  | 33   |
| 化学纤维制造业             | Chemical Fiber  | 83  | 77   |
| 橡胶制品业               | Rubber Products   | 74  | 68   |
| 塑料制品业               | Plastic Products  | 12  | 11   |
| 非金属矿物制品业            | Nonmetal Mineral Products                                       | 359   | 157  |
| 黑色金属冶炼及压延加工业        | Smelting and Pressing of Ferrous Metals                         | 54  | 7  |
| 有色金属冶炼及压延加工业        | Smelting and Pressing of Nonferrous Metals                      | 336   | 90   |
| 金属制品业               | Metal Products  | 24  | 6  |
| 普通机械制造业             | Ordinary Machinery  | 366   | 195  |
| 专用设备制造业             | Special Purposes Equipment                                      | 455   | 309  |
| 交通运输设备制造业           | Transport Equipment   | 229   | 153  |
| 电气机械及器材制造业          | Electric Equipment and Machinery                                | 340   | 190  |
| 电子及通信设备制造业          | Electric and Telecommunications Equipment                       | 87  | 43   |
| 仪器仪表及文化办公用<br>机械制造业 | Instruments,Meters,Cultural<br>and Clerical Machinery           | 102   | 25   |
| 其他制造业               | Other Manufacturing   | 49  | 35   |
| 电力、蒸汽、热水的<br>生产和供应业 | Production and Supply of<br>Power,Steam and Hot Water           | 121   | 14   |
| 煤气生产和供应业            | Production and Supply of Gas                                    | 5   |  |
| 自来水的生产和供应业          | Production and Supply of Tap water                              | 13  |  |

continued

| # 研究与实验<br>发展项目<br>Number of Projects for<br>Research<br>and<br>Experiment<br>Development | 项目人员<br>合 计<br>(人)<br>Total<br>Personnel<br>of<br>Projects<br>(person) | #高、中级<br>职称人员<br>Senior &<br>Medium | #无中高级职称大学<br>本科及以上人员<br>Member with<br>Undergraduates<br>and Over with<br>no Senior &<br>Medium Titles | 项目经费<br>支出合计<br>(千元)<br>Expenditure<br>of Projects<br>(1 000 yuan) |
|---|--|-------------------------------------|--|--|
| 205   | 1957   | 299                                 | 989  | 106506   |
| 46  | 1025   | 285                                 | 396  | 117153   |
| 22  | 1136   | 317                                 | 199  | 53874  |
| 20  | 207  | 75                                  | 74   | 25360  |
| 89  | 2909   | 668                                 | 106  | 28196  |
|   | 5  | 1                                   |  | 50   |
| 2   | 141  | 33                                  | 77   | 1531   |
| 1   | 30   | 7                                   | 12   | 1100   |
|   | 29   | 3                                   | 8  | 1100   |
| 2   | 61   | 29                                  | 7  | 757  |
| 30  | 848  | 438                                 | 119  | 16707  |
| 114   | 2470   | 1125                                | 397  | 104805   |
| 35  | 980  | 385                                 | 189  | 29257  |
| 14  | 284  | 142                                 | 52   | 36106  |
| 10  | 316  | 249                                 | 28   | 22940  |
| 10  | 89   | 31                                  | 18   | 2388   |
| 167   | 1688   | 814                                 | 330  | 48963  |
| 36  | 669  | 323                                 | 125  | 28335  |
| 145   | 3561   | 1654                                | 327  | 376216   |
| 18  | 535  | 324                                 | 195  | 6331   |
| 160   | 2849   | 1145                                | 311  | 75328  |
| 164   | 3772   | 1920                                | 845  | 91168  |
| 122   | 2947   | 1261                                | 527  | 111829   |
| 258   | 1938   | 1013                                | 459  | 166592   |
| 33  | 946  | 396                                 | 175  | 203858   |
| 85  | 257  | 156                                 | 44   | 3694   |
| 31  | 521  | 208                                 | 111  | 17877  |
| 65  | 868  | 533                                 | 141  | 130744   |
|   | 42   | 38                                  | 4  | 500  |
| 3   | 113  | 79                                  | 1  | 57087  |



17-40 各市大中型工业企业科技活动情况（2000年）（一）

Basic Statistics on Scientific and Technological Activities  
in Large and Medium-Sized Industrial Enterprises by City(2000)(1)

单位:人 (person)

| 市 City            | 企业科技<br>活动人员<br>Number of S&T<br>personnel in<br>Enterprises | 企业科技<br>机构人员<br>Number of<br>Institutions<br>for S&T in<br>Enterprises |  |  | 企业办科技<br>机构人员<br>Number of<br>Institutions<br>for S&T in<br>Enterprises | 企业办科技<br>机构人员<br>Number of<br>Institutions<br>for S&T in<br>Enterprises |  |  |
|-------------------|--|--|--|--|---|---|--|--|
|                   |  | #高、中级<br>职称人员<br>Senior &<br>Medium                                    | #研究与实验<br>发展人员<br>Research and<br>Experiment<br>Development<br>Personnel | #研究与实验<br>发展人员<br>Research and<br>Experiment<br>Development<br>Personnel |   | #高、中级<br>职称人员<br>Senior &<br>Medium                                     | #研究与实验<br>发展人员<br>Research and<br>Experiment<br>Development<br>Personnel | #研究与实验<br>发展人员<br>Research and<br>Experiment<br>Development<br>Personnel |
| <b>全省 Total</b>   | <b>74980</b>   | <b>29398</b>   | <b>27150</b>   | <b>26994</b>   | <b>12233</b>  | <b>12110</b>  |  |  |
| 郑州市 Zhengzhou     | 12987  | 4574   | 4041   | 4661   | 1635  | 2663  |  |  |
| 开封市 Kaifeng       | 1655   | 832  | 397  | 667  | 365   | 311   |  |  |
| 洛阳市 Luoyang       | 10473  | 4449   | 2649   | 3742   | 1889  | 1175  |  |  |
| 平顶山市 Pingdingshan | 4756   | 2990   | 2900   | 1006   | 422   | 599   |  |  |
| 安阳市 Anyang        | 3729   | 905  | 723  | 302  | 152   | 234   |  |  |
| 鹤壁市 Hebi          | 1470   | 770  | 590  | 521  | 334   | 353   |  |  |
| 新乡市 Xinxiang      | 5200   | 2048   | 508  | 1819   | 795   | 350   |  |  |
| 焦作市 Jiaozuo       | 6671   | 2746   | 2194   | 1486   | 739   | 915   |  |  |
| 濮阳市 Puyang        | 2391   | 1328   | 2203   | 1383   | 1072  | 301   |  |  |
| 许昌市 Xuchang       | 4420   | 1967   | 1650   | 1200   | 447   | 710   |  |  |
| 漯河市 Luohe         | 2752   | 448  | 1848   | 658  | 240   | 363   |  |  |
| 三门峡市 Sanmenxia    | 1244   | 532  | 239  | 504  | 210   | 80  |  |  |
| 南阳市 Nanyang       | 8816   | 3111   | 3744   | 4810   | 2052  | 2199  |  |  |
| 商丘市 Shangqiu      | 1120   | 299  | 358  | 387  | 91  | 168   |  |  |
| 信阳市 Xinyang       | 1424   | 607  | 921  | 981  | 607   | 249   |  |  |
| 周口市 Zhokou        | 2151   | 1252   | 1437   | 1574   | 836   | 1127  |  |  |
| 驻马店市 Zhumadian    | 973  | 170  | 191  | 839  | 128   | 103   |  |  |
| 济源市 Jiyuan        | 2748   | 370  | 557  | 454  | 219   | 210   |  |  |

17-41 各市大中型工业企业科技活动情况（2000年）（二）

Basic Statistics on Scientific and Technological Activities  
in Large and Medium-Sized Industrial Enterprises by City(2000)(2)

单位:千元 (1 000 yuan)

| 市 City            | 当年科技<br>活动经费<br>筹集总额<br>Funds of S&T<br>Activities<br>of 2000 | 当年科技<br>活动经费<br>支出总额<br>Expenditure<br>for S&T<br>Activities<br>of 2000 |                               |   | 当年科技<br>活动经费<br>支出总额<br>Expenditure<br>for S&T<br>Activities<br>of 2000 | 当年科技<br>活动经费<br>支出总额<br>Expenditure<br>for S&T<br>Activities<br>of 2000 |   |  |
|-------------------|---|---|-------------------------------|---|---|---|---|--|
|                   |   | #企业<br>自筹<br>Self-<br>raised  | #金融<br>贷款<br>Finance<br>Loans | #政府部<br>门资金<br>Government<br>Allocation |   | #内部<br>支出<br>Intramural<br>Expenditure                                  | #新产品<br>开发<br>New<br>Products<br>Devel-<br>opment | #研究与<br>实验发展<br>Research<br>and Expe-<br>riment Dev-<br>elopment |
| <b>全省 Total</b>   | <b>2776448</b>  | <b>2302289</b>  | <b>319671</b>                 | <b>108796</b>                           | <b>2605471</b>  | <b>2378685</b>  | <b>969139</b>                                     | <b>1191537</b>   |
| 郑州市 Zhengzhou     | 595488  | 492286  | 57400                         | 29780                                   | 631340  | 615814  | 166946  | 346833   |
| 开封市 Kaifeng       | 29507   | 18732   | 10000                         | 775                                     | 28366   | 27946   | 19346   | 6610   |
| 洛阳市 Luoyang       | 301766  | 251537  | 13880                         | 20559                                   | 277768  | 230606  | 102451  | 112329   |
| 平顶山市 Pingdingshan | 105684  | 99834   | 4550                          | 1020                                    | 111434  | 94227   | 41460   | 54965  |
| 安阳市 Anyang        | 227355  | 175495  | 50290                         | 670                                     | 213734  | 197229  | 93250   | 54864  |
| 鹤壁市 Hebi          | 28315   | 27065   | 0                             | 1040                                    | 27685   | 26945   | 4065  | 12849  |
| 新乡市 Xinxiang      | 261961  | 230241  | 18390                         | 11780                                   | 253608  | 238500  | 117305  | 54822  |
| 焦作市 Jiaozuo       | 146467  | 123270  | 20150                         | 3047                                    | 148709  | 126884  | 52918   | 46311  |
| 濮阳市 Puyang        | 69180   | 53780   | 13250                         | 100                                     | 55079   | 49957   | 5741  | 46335  |
| 许昌市 Xuchang       | 151101  | 148826  | 30                            | 1265                                    | 160174  | 150627  | 127134  | 128831   |
| 漯河市 Luohe         | 130704  | 125044  | 2720                          | 270                                     | 125560  | 120252  | 73133   | 60678  |
| 三门峡市 Sanmenxia    | 41888   | 36678   | 5000                          | 210                                     | 46330   | 29020   | 7437  | 16209  |
| 南阳市 Nanyang       | 258894  | 215764  | 32720                         | 5770                                    | 211825  | 190586  | 92248   | 116772   |
| 商丘市 Shangqiu      | 116236  | 52356   | 38550                         | 25330                                   | 97467   | 84057   | 21840   | 46834  |
| 信阳市 Xinyang       | 124951  | 79671   | 41500                         | 3780                                    | 58202   | 52362   | 17237   | 36361  |
| 周口市 Zhokou        | 98643   | 95931   | 212                           | 1900                                    | 88663   | 83565   | 16185   | 34676  |
| 驻马店市 Zhumadian    | 36502   | 36473   | 29                            | 0                                       | 19441   | 13636   | 6660  | 3226   |
| 济源市 Jiyuan        | 51806   | 39306   | 11000                         | 1500                                    | 50086   | 46472   | 3783  | 12032  |

## 17-42 各市大中型工业企业科技活动情况(2000年)(三)

Basic Statistics on Scientific and Technological Activities  
in Large and Medium-Sized Industrial Enterprises by City(2000)(3)

| 市     | City           | 新产品<br>产值<br>(千元)<br>Gross Output<br>Value of new<br>Products<br>(1 000 yuan) | 新产品<br>销售收入<br>(千元)<br>Sales<br>Revenue of<br>New Products<br>(1 000 yuan) | 新产品<br>实现利税<br>(千元)<br>Profits<br>of New<br>Products<br>(1 000 yuan) | 企业办<br>科技机构<br>(个)<br>Number of<br>Institutions<br>of S&T in<br>Enterprises(unit) | 专 利<br>申请数<br>(件)<br>Total<br>Patent<br>Applications<br>(item) | 拥有发明<br>专利数<br>(件)<br>Total<br>Patent<br>of Inventions<br>(item) |
|-------|----------------|---|--|--|---|--|--|
| 全 省   | Total          | 14679746  | 14192808   | 1438453  | 349   | 296  | 296  |
| 郑 州   | 市 Zhengzhou    | 2016591   | 1781324  | 194409   | 46  | 34   | 31   |
| 开 封   | 市 Kaifeng      | 257494  | 223956   | 20246  | 10  | 6  | 3  |
| 洛 阳   | 市 Luoyang      | 1910797   | 1901014  | 219311   | 48  | 37   | 38   |
| 平 顶 山 | 市 Pingdingshan | 906086  | 790991   | 27836  | 16  | 3  | 8  |
| 安 阳   | 市 Anyang       | 2577907   | 2560520  | 43209  | 13  | 11   | 42   |
| 鹤 壁   | 市 Hebi         | 132191  | 122162   | 5489   | 6   | 2  | 22   |
| 新 乡   | 市 Xinxiang     | 1959239   | 1953902  | 106627   | 29  | 30   | 28   |
| 焦 作   | 市 Jiaozuo      | 317763  | 519440   | 48166  | 27  | 10   | 29   |
| 濮 阳   | 市 Puyang       | 77120   | 152585   | 26745  | 7   | 29   | 3  |
| 许 昌   | 市 Xuchang      | 1087345   | 1012865  | 235405   | 16  | 27   | 2  |
| 漯 河   | 市 Luohe        | 566686  | 561451   | 73187  | 11  | 37   | 28   |
| 三 门 峡 | 市 Sanmenxia    | 54583   | 47157  | 4690   | 13  | 2  | 1  |
| 南 阳   | 市 Nanyang      | 1455059   | 1403188  | 214422   | 53  | 29   | 33   |
| 商 丘   | 市 Shangqiu     | 178937  | 123379   | 13383  | 8   | 2  | 2  |
| 信 阳   | 市 Xinyang      | 100486  | 88252  | 7135   | 14  | 1  | 0  |
| 周 口   | 市 Zhoukou      | 555537  | 487687   | 133849   | 11  | 25   | 22   |
| 驻 马 店 | 市 Zhumadian    | 443675  | 392648   | 56699  | 12  | 11   | 4  |
| 济 源   | 市 Jiyuan       | 82250   | 70287  | 7645   | 9   | 0  | 0  |

## 17-43 各市大中型工业企业科技活动情况(2000年)(四)

Basic Statistics on Scientific and Technological Activities  
in Large and Medium-Sized Industrial Enterprises by City(2000)(4)

| 市     | City           | 科技活动<br>项目数<br>(项)<br>Projects<br>for S&T<br>Activities<br>(item) | # 新产品研究<br>开发项目数<br>Number of<br>Project<br>for New<br>Products<br>R&D | # 研究与实验<br>发展项目<br>Number of<br>Projects for<br>Research and<br>Experiment<br>Development | 项目人员<br>合 计<br>(人)<br>Total<br>Personnel<br>of Projects<br>(person) | # 高、中级<br>职称人员<br>Senior &<br>Medium | # 无高中级职<br>称大学本科<br>及以上人员<br>Member with<br>Undergraduates<br>and Over with<br>no Senior &<br>Medium Titles | 项目经费<br>支出合计<br>(千元)<br>Expenditure<br>of Projects<br>(1 000 yuan) |
|-------|----------------|---|--|---|---|--------------------------------------|---|--|
|       |                | 全 省   | Total  | 4554  | 2078  | 2362                                 | 38558   | 17249  |
| 郑 州   | 市 Zhengzhou    | 503   | 242  | 249   | 5446  | 3153                                 | 852   | 528669   |
| 开 封   | 市 Kaifeng      | 94  | 67   | 20  | 1159  | 588                                  | 123   | 25667  |
| 洛 阳   | 市 Luoyang      | 659   | 330  | 328   | 4632  | 2419                                 | 809   | 114891   |
| 平 顶 山 | 市 Pingdingshan | 401   | 179  | 217   | 1738  | 1120                                 | 219   | 80410  |
| 安 阳   | 市 Anyang       | 102   | 48   | 66  | 1418  | 521                                  | 172   | 192362   |
| 鹤 壁   | 市 Hebi         | 85  | 42   | 32  | 898   | 458                                  | 58  | 25963  |
| 新 乡   | 市 Xinxiang     | 235   | 157  | 77  | 2618  | 1072                                 | 463   | 237918   |
| 焦 作   | 市 Jiaozuo      | 405   | 150  | 197   | 3769  | 1673                                 | 420   | 120655   |
| 濮 阳   | 市 Puyang       | 201   | 16   | 188   | 2238  | 1233                                 | 188   | 49957  |
| 许 昌   | 市 Xuchang      | 270   | 148  | 143   | 1336  | 626                                  | 574   | 67350  |
| 漯 河   | 市 Luohe        | 367   | 255  | 127   | 1918  | 373                                  | 895   | 120088   |
| 三 门 峡 | 市 Sanmenxia    | 209   | 51   | 104   | 876   | 394                                  | 137   | 25595  |
| 南 阳   | 市 Nanyang      | 508   | 191  | 320   | 5501  | 1905                                 | 726   | 171269   |
| 商 丘   | 市 Shangqiu     | 54  | 34   | 20  | 712   | 237                                  | 221   | 78264  |
| 信 阳   | 市 Xinyang      | 216   | 71   | 151   | 1219  | 372                                  | 349   | 47761  |
| 周 口   | 市 Zhoukou      | 116   | 53   | 61  | 1767  | 722                                  | 563   | 82375  |
| 驻 马 店 | 市 Zhumadian    | 66  | 33   | 24  | 437   | 121                                  | 77  | 11393  |
| 济 源   | 市 Jiyuan       | 63  | 11   | 38  | 876   | 262                                  | 89  | 38567  |

## 17-44 三种专利申请受理量及授权量

## Three Types of Patent Application Examined and Granted

单位: 项 (item)

| 项 目                | Item   | 1985       | 1990        | 1995        | 1999        | 2000        |
|--------------------|--|------------|-------------|-------------|-------------|-------------|
| <b>申请量合计</b>       | <b>Total Applications Examined</b>                         | <b>293</b> | <b>1133</b> | <b>2386</b> | <b>3464</b> | <b>3818</b> |
| 发明                 | Inventions   | 131        | 208         | 415         | 594         | 650         |
| 实用新型               | Utility Models   | 150        | 894         | 1727        | 2327        | 2551        |
| 外观设计               | Designs  | 12         | 31          | 244         | 543         | 617         |
| <b>在三种专利申请受理量中</b> | <b>In the Three Types of Patent Applications Examined</b>  |            |             |             |             |             |
| 个人                 | Individual   | 159        | 876         | 2007        | 2882        | 3209        |
| 大专院校               | Universities and Colleges                                  |            | 22          | 9           | 17          | 8           |
| 科研单位               | Research Institutions                                      |            | 69          | 71          | 89          | 65          |
| 工矿企业               | Industrial and Mineral Enterprises                         | 134        | 131         | 223         | 453         | 526         |
| 机关团体               | Government Agencies and Organizations                      |            | 35          | 76          | 23          | 10          |
| <b>授权量合计</b>       | <b>Total Applications Certified</b>                        | <b>2</b>   | <b>621</b>  | <b>1145</b> | <b>2871</b> | <b>2766</b> |
| 发明                 | Inventions   | 1          | 32          | 34          | 86          | 209         |
| 实用新型               | Utility Models   | 1          | 570         | 1009        | 2229        | 2113        |
| 外观设计               | Designs  |            | 19          | 102         | 556         | 444         |
| <b>在三种专利授权量中</b>   | <b>In the Three Types of Patent Applications Certified</b> |            |             |             |             |             |
| 个人                 | Individual   | 1          | 446         | 905         | 2308        | 2253        |
| 大专院校               | Universities and Colleges                                  |            | 12          | 8           | 14          | 14          |
| 科研单位               | Research Institutions                                      |            | 49          | 38          | 69          | 64          |
| 工矿企业               | Industrial and Mineral Enterprises                         | 1          | 87          | 108         | 448         | 417         |
| 机关团体               | Government Agencies and Organizations                      |            | 27          | 86          | 32          | 18          |

## 17-45 文化机构和人员数 (2000年底)

## Number of Institutions and Personnel for Cultural (End of 2000)

单位: 机构: 个

institutions: (unit)

人员: 人

personnel: (person)

| 机构类别<br>Category of Institution | 总计<br>Total        |               | 文化部门<br>Cultural Department |               |
|---------------------------------|--------------------|---------------|-----------------------------|---------------|
|                                 | 机构<br>Institutions | 人员<br>Persons | 国有单位<br>State-Owned Units   |               |
|                                 |                    |               | 机构<br>Institutions          | 人员<br>Persons |
| <b>总计</b>                       | <b>8816</b>        | <b>58824</b>  | <b>1757</b>                 | <b>34220</b>  |
| <b>文化事业</b>                     | <b>8606</b>        | <b>53939</b>  | <b>1547</b>                 | <b>29335</b>  |
| <b>艺术事业</b>                     | <b>371</b>         | <b>15335</b>  | <b>341</b>                  | <b>14093</b>  |
| <b>艺术表演团体</b>                   | <b>205</b>         | <b>10206</b>  | <b>177</b>                  | <b>8993</b>   |
| 话剧、儿童剧、滑稽剧团                     | 1                  | 90            | 1                           | 90            |
| 歌舞团                             | 9                  | 536           | 9                           | 536           |
| 文工团、文宣队                         | 3                  | 93            | 3                           | 93            |
| 戏曲剧团                            | 171                | 8707          | 150                         | 7692          |
| #京剧团                            | 4                  | 139           | 4                           | 139           |
| 曲、杂、木、皮团                        | 21                 | 780           | 14                          | 582           |
| <b>艺术表演场所</b>                   | <b>166</b>         | <b>5129</b>   | <b>164</b>                  | <b>5100</b>   |
| #剧场、影剧院                         | 165                | 5109          | 163                         | 5080          |
| <b>图书馆事业</b>                    | <b>134</b>         | <b>2626</b>   | <b>134</b>                  | <b>2626</b>   |
| <b>群众文化事业</b>                   | <b>2479</b>        | <b>6840</b>   | <b>784</b>                  | <b>4530</b>   |
| <b>教育事业</b>                     | <b>22</b>          | <b>1530</b>   | <b>22</b>                   | <b>1530</b>   |
| <b>娱乐业</b>                      | <b>2369</b>        | <b>16545</b>  | <b>37</b>                   | <b>2064</b>   |
| <b>其他文化事业</b>                   | <b>3231</b>        | <b>11063</b>  | <b>229</b>                  | <b>4492</b>   |
| 艺术创作机构                          | 19                 | 211           | 19                          | 211           |
| 艺术研究机构                          | 23                 | 114           | 20                          | 103           |
| 演出公司                            | 3189               | 10738         | 190                         | 4178          |
| 其他                              | 210                | 4885          | 210                         | 4885          |
| <b>文物事业</b>                     | <b>210</b>         | <b>4885</b>   | <b>210</b>                  | <b>4885</b>   |

| 机构类别<br>Category of Institution | 文化部门<br>Cultural Department |               | 其他部门<br>Others     |               |
|---------------------------------|-----------------------------|---------------|--------------------|---------------|
|                                 | 集体单位<br>Collective Units    |               | 机构<br>Institutions | 人员<br>Persons |
|                                 | 机构<br>Institutions          | 人员<br>Persons |                    |               |
| <b>总计</b>                       | <b>1279</b>                 | <b>4014</b>   | <b>5780</b>        | <b>20590</b>  |
| <b>文化事业</b>                     | <b>1279</b>                 | <b>4014</b>   | <b>5780</b>        | <b>20590</b>  |
| <b>艺术事业</b>                     | <b>30</b>                   | <b>1242</b>   |                    |               |
| <b>艺术表演团体</b>                   | <b>28</b>                   | <b>1213</b>   |                    |               |
| 话剧、儿童剧、滑稽剧团                     |                             |               |                    |               |
| 歌舞团                             |                             |               |                    |               |
| 文工团、文宣队                         |                             |               |                    |               |
| 戏曲剧团                            | 21                          | 1015          |                    |               |
| #京剧团                            |                             |               |                    |               |
| 曲、杂、木、皮团                        | 7                           | 198           |                    |               |
| <b>艺术表演场所</b>                   | <b>2</b>                    | <b>29</b>     |                    |               |
| #剧场、影剧院                         | 2                           | 29            |                    |               |
| <b>图书馆事业</b>                    |                             |               |                    |               |
| <b>群众文化事业</b>                   | <b>949</b>                  | <b>1338</b>   | <b>746</b>         | <b>972</b>    |
| <b>教育事业</b>                     |                             |               |                    |               |
| <b>娱乐业</b>                      | <b>71</b>                   | <b>815</b>    | <b>2261</b>        | <b>13666</b>  |
| <b>其他文化事业</b>                   | <b>229</b>                  | <b>619</b>    | <b>2773</b>        | <b>5952</b>   |
| 艺术创作机构                          |                             |               |                    |               |
| 艺术研究机构                          |                             |               |                    |               |
| 演出公司                            |                             |               | 3                  | 11            |
| 其他                              | 229                         | 619           | 2770               | 5941          |
| <b>文物事业</b>                     |                             |               |                    |               |

## 17-46 文化艺术事业单位数(年底数)

## Number of Institutions for Culture and Art(Year-end)

单位: 个 (unit)

| 机构类别   | Category of Institution | 1985 | 1990 | 1995 | 1999 | 2000 |
|--------|-------------------------|------|------|------|------|------|
| 艺术表演团体 | Art Performance Troupes | 264  | 231  | 216  | 206  | 205  |
| 文化 馆   | Cultural Centers        | 210  | 203  | 201  | 193  | 191  |
| 公共图书馆  | Public Libraries        | 118  | 127  | 132  | 133  | 134  |
| 博 物 馆  | Museums                 | 38   | 53   | 66   | 70   | 70   |

## 17-47 出版、发行、图书馆、群众文化事业机构和人员数(2000年底)

## Number of Institution and Personnel for Publication, Distribution, Library and Mass Culture (End of 2000)

| 项 目            | Item                             | 机构<br>(个)<br>Institutions<br>(unit) | 人员<br>(人)<br>Persons<br>(person) |
|----------------|----------------------------------|-------------------------------------|----------------------------------|
| <b>出版、发行事业</b> | <b>Publication, Distribution</b> |                                     |                                  |
| 出版社            | Publishing Houses                | 17                                  | 944                              |
| #图书出版社         | Books Publishing Houses          | 13                                  | 787                              |
| 音像出版社          | Sound & Image Publishing Houses  | 4                                   | 157                              |
| 书刊印刷厂(直属)      | Printing Houses(directly under)  | 2                                   | 1870                             |
| 书店(国有)         | Bookstores(state-owned)          | 135                                 | 4376                             |
| <b>群众文化事业</b>  | <b>Mass Cultural</b>             | <b>2479</b>                         | <b>6840</b>                      |
| 群众艺术馆          | Mass Art Centers                 | 23                                  | 660                              |
| 文化馆            | Cultural Centers                 | 191                                 | 3038                             |
| 文化站            | Cultural Stations                | 2265                                | 3142                             |
| #乡镇文化站         | Township Cultural Stations       | 2164                                | 2950                             |

## 17-48 书籍、报纸、杂志出版情况

## Number of Books, Newspaper, Magazines Published

| 类 别         |  | 1999                              |  |   |  |
|-------------|--|-----------------------------------|--|---|--|
|             |  | 种 Number of Publications          |  | 总印数   | 总印数  |
|             |  | 本版图书<br>Number of<br>Publications | 租型图书<br>Number of<br>Publications<br>for Lease | (万册、万张)<br>Printed Copies<br>(10 000<br>copies) | (千印张)<br>Printed Sheets<br>(1 000<br>sheets) |
| <b>书 籍</b>  | <b>Books</b>                           | <b>2702</b>                       | <b>489</b>                                     | <b>40667.65</b>                                 | <b>1797061.32</b>                            |
| 马列主义、毛泽东思想  | Marxism-Leninism, Mao Zedong Thought   | 2                                 |  | 0.80  | 115.50                                       |
| 哲学          | Philosophy                             | 10                                |  | 7.63  | 845.06                                       |
| 社会科学总论      | General Social Science                 | 30                                |  | 10.13   | 1242.75                                      |
| 政治、法律       | Politics and Law                       | 71                                | 8  | 38.45   | 3765.06                                      |
| 军事          | Military Affairs                       |                                   |  |   |  |
| 经济          | Economics                              | 52                                |  | 22.23   | 2707.78                                      |
| 文化、科学、教育、体育 | Culture, Science, Education and Sports | 1482                              | 460  | 39480.92  | 1705658.63                                   |
| 语言、文字       | Languages                              | 16                                |  | 5.51  | 642.66                                       |
| 文学          | Literature                             | 276                               |  | 279.04  | 38854.37                                     |
| 艺术          | Arts                                   | 196                               | 21   | 439.88  | 12087.68                                     |
| 历史、地理       | History and Geography                  | 90                                |  | 39.18   | 6096.78                                      |
| 自然科学总论      | General Natural Sciences               | 1                                 |  | 0.30  | 48.00  |
| 数学科学、化学     | Mathematics and Chemistry              | 10                                |  | 2.83  | 436.15                                       |
| 天文学、地理科学    | Astronomy and Geology                  | 5                                 |  | 0.78  | 103.45                                       |
| 生物科学        | Biology                                | 4                                 |  | 1.02  | 251.18                                       |
| 医药、卫生       | Medicine and Health Care               | 138                               |  | 180.31  | 12658.28                                     |
| 农业科学        | Agricultural Science                   | 140                               |  | 80.69   | 4218.34                                      |
| 工业技术        | Industrial Technology                  | 131                               |  | 54.25   | 5831.83                                      |
| 交通运输        | Transportation                         | 1                                 |  | 0.21  | 26.78  |
| 环境科学        | Environmental Science                  |                                   |  |   |  |
| 综合性图书       | General Books                          | 47                                |  | 23.49   | 1471.04                                      |
| <b>报 纸</b>  | <b>Newspaper</b>                       |                                   |  | <b>121602.00</b>                                | <b>1858354.00</b>                            |
| <b>杂 志</b>  | <b>Magazines</b>                       |                                   |  | <b>10936.86</b>                                 | <b>315163.11</b>                             |
| 类 别         |  | 2000                              |  |   |  |
|             |  | 种 Number of Publications          |  | 总印数   | 总印张  |
|             |  | 本版图书<br>Number of<br>Publications | 租型图书<br>Number of<br>Publications<br>for Lease | (万册、万张)<br>Printed Copies<br>(10 000<br>copies) | (千印张)<br>Printed Sheets<br>(1 000<br>sheets) |
| <b>书 籍</b>  | <b>Books</b>                           | <b>2425</b>                       | <b>568</b>                                     | <b>35077.48</b>                                 | <b>1710481.47</b>                            |
| 马列主义、毛泽东思想  | Marxism-Leninism, Mao Zedong Thought   |                                   |  |   |  |
| 哲学          | Philosophy                             | 12                                |  | 18.62   | 2447.93                                      |
| 社会科学总论      | General Social Science                 | 44                                |  | 18.01   | 2430.80                                      |
| 政治、法律       | Politics and Law                       | 32                                | 4  | 30.69   | 3478.53                                      |
| 军事          | Military Affairs                       | 5                                 |  | 1.40  | 169.66                                       |
| 经济          | Economics                              | 45                                | 2  | 19.20   | 2135.82                                      |
| 文化、科学、教育、体育 | Culture, Science, Education and Sports | 1326                              | 562  | 34460.45  | 1636897.27                                   |
| 语言、文字       | Languages                              | 15                                |  | 5.49  | 978.24                                       |
| 文学          | Literature                             | 179                               |  | 145.31  | 17084.90                                     |
| 艺术          | Arts                                   | 131                               |  | 62.74   | 4580.62                                      |
| 历史、地理       | History and Geography                  | 90                                |  | 28.53   | 5379.03                                      |
| 自然科学总论      | General Natural Sciences               | 1                                 |  | 0.20  | 28.88  |
| 数学科学、化学     | Mathematics and Chemistry              | 5                                 |  | 0.80  | 93.20  |
| 天文学、地理科学    | Astronomy and Geology                  | 10                                |  | 1.74  | 391.02                                       |
| 生物科学        | Biology                                | 5                                 |  | 1.50  | 295.55                                       |
| 医药、卫生       | Medicine and Health Care               | 173                               |  | 86.10   | 14509.80                                     |
| 农业科学        | Agricultural Science                   | 169                               |  | 109.46  | 9943.23                                      |
| 工业技术        | Industrial Technology                  | 137                               |  | 68.20   | 8416.35                                      |
| 交通运输        | Transportation                         | 4                                 |  | 1.58  | 171.41                                       |
| 环境科学        | Environmental Science                  |                                   |  |   |  |
| 综合性图书       | General Books                          | 42                                |  | 17.46   | 1049.23                                      |
| <b>报 纸</b>  | <b>Newspaper</b>                       | <b>135</b>                        |  | <b>129104.00</b>                                | <b>2120205.00</b>                            |
| <b>杂 志</b>  | <b>Magazines</b>                       | <b>250</b>                        |  | <b>10721.00</b>                                 | <b>325577.00</b>                             |

## 17-49 少年儿童读物类图书出版数量

## Number of Books Published for Children

| 指标      | Item                           | 1995 | 1996  | 1997 | 1998  | 1999  | 2000  |
|---------|--------------------------------|------|-------|------|-------|-------|-------|
| 种数(种)   | Number of Publications         | 105  | 181   | 129  | 213   | 194   | 208   |
| 印数(万册)  | Printed Copies (10 000 copies) | 114  | 1905  | 186  | 235   | 1429  | 600   |
| 印张(千印张) | Printed Sheets (1 000 sheets)  | 5076 | 49131 | 9645 | 13884 | 32491 | 16632 |

## 17-50 图书发行流转情况

## Basic Statistics on Distribution and Circulation of Books

| 指标          | Item                   | 1995   | 1996   | 1997   | 1998   | 1999   | 2000   |
|-------------|------------------------|--------|--------|--------|--------|--------|--------|
| <b>图书购进</b> | <b>Purchases</b>       |        |        |        |        |        |        |
| 册数(万册)      | Copies (10 000 copies) | 83243  | 110888 | 105386 | 111321 | 103667 | 98997  |
| 金额(万元)      | Value (10 000 yuan)    | 184875 | 293289 | 332641 | 364946 | 383895 | 362486 |
| <b>图书销售</b> | <b>Sales</b>           |        |        |        |        |        |        |
| 册数(万册)      | Copies (10 000 copies) | 79438  | 107983 | 102951 | 108229 | 101498 | 101478 |
| 金额(万元)      | Value (10 000 yuan)    | 173174 | 283304 | 324125 | 351951 | 370698 | 367198 |
| <b>图书库存</b> | <b>Stock</b>           |        |        |        |        |        |        |
| 册数(万册)      | Copies (10 000 copies) | 13085  | 14434  | 15143  | 16897  | 17998  | 15076  |
| 金额(万元)      | Value (10 000 yuan)    | 25520  | 33707  | 38697  | 48807  | 58724  | 48538  |

## 17-51 文化部门艺术表演团体演出及收支情况(2000年)

## Basic Statistics on Performance, Income and Expenditures of Art Troupes(2000)

| 项 目             | Item   | 演出场次<br>(万场)                                   |  | 观众人数<br>(万人次) | 总收入<br>(万元)   | #演出<br>收入     | 总支出<br>(万元)   |
|-----------------|--|--|--|---------------|---------------|---------------|---------------|
|                 |  | Number of<br>Performances<br>(10 000<br>shows) | #到农村<br>演出<br>Shows in<br>Rural<br>Areas |               |               |               |               |
| <b>总 计</b>      | <b>Total</b>   | <b>3.7</b>                                     | <b>3.1</b>                               | <b>5072.9</b> | <b>9586.6</b> | <b>3104.4</b> | <b>9735.3</b> |
| <b>按登记注册类型分</b> | <b>By Type of Registration</b>   |  |  |               |               |               |               |
| 国有剧团            | Troupes Sponsored by State-owned Units   | 3.1  | 2.5                                      | 4335.9        | 9117.7        | 2751.0        | 9270.7        |
| 集体剧团            | Troupes Sponsored by Collective Units  | 0.6  | 0.6                                      | 737.0         | 468.9         | 353.4         | 464.6         |
| <b>按剧种分</b>     | <b>Art Troupes</b>   |  |  |               |               |               |               |
| #话剧、儿童剧、滑稽剧团    | Drama, Children's Play and Comedy Troupes  |  |  | 5.0           | 196.8         | 53.9          | 196.8         |
| 歌舞团             | Song and Dance Drama Troupes   | 0.1  |  | 55.3          | 593.2         | 187.9         | 793.3         |
| 文工团、文宣队         | Cultural and Performance   |  |  | 27.8          | 117.9         | 28.6          | 108.8         |
| 戏曲剧团            | Local Opera Troupes  | 3.2  | 2.9                                      | 4697.3        | 7785.0        | 2472.6        | 7770.6        |
| #京剧团            | Local Beijing Opera Troupes  |  |  | 3.0           | 322.9         | 46.8          | 323.5         |
| 曲、杂、木、皮团        | Recitation and Ballad Troupes, Acrobatics and Circus Troupes, Puppet Show Troupes, and Shadow Play Troupes | 0.4  | 0.2                                      | 287.5         | 893.7         | 361.4         | 865.8         |

## 17-52 群众艺术馆、文化馆业务活动及经费情况

### Basic Statistics on Activities and Expenditures of Mass Art Centers and Cultural Centers

| 项 目             | Item   | 1999 | 群众艺术馆            |                  | 文化馆  |                  |                  |
|-----------------|--|------|------------------|------------------|------|------------------|------------------|
|                 |  |      | Mass Art Centers | Cultural Centers | 2000 | Mass Art Centers | Cultural Centers |
| 单位数 (个)         | Number of Units (unit)                                     | 216  | 23               | 193              | 214  | 23               | 191              |
| 举办展览 (个)        | Number of Exhibitions (unit)                               | 905  | 154              | 751              | 935  | 129              | 806              |
| 组织文艺活动次数 (次)    | Art Performances and Story-Telling Sessions (times)        | 2606 | 350              | 2256             | 3558 | 732              | 2826             |
| 举办培训班           | Training Courses   |      |                  |                  |      |                  |                  |
| 班次 (次)          | Number of Classes (times)                                  | 1222 | 264              | 958              | 1292 | 186              | 1106             |
| 结业人员 (万人次)      | Number of Persons Completing Courses (10 000 person-times) | 4    | 1                | 3                | 6    | 1                | 5                |
| 文化户 (户)         | Households Specializing in Cultural Activities (household) | 7514 | 692              | 6822             | 8619 | 664              | 7955             |
| 民间职业剧团 (个)      | Troupe Sponsored by Nongovernmental Unit (unit)            | 1152 | 95               | 1057             | 1300 | 60               | 1240             |
| 群众业余演出团体(队) (个) | Part-time Art Groups (unit)                                | 2481 | 93               | 2388             | 3453 | 122              | 3331             |
| 总支出 (万元)        | Total Expenditures (10 000 yuan)                           | 4023 | 1165             | 2858             | 4476 | 1306             | 3171             |
| #事业支出           | Project Expenditures                                       | 3964 | 1142             | 2822             | 4439 | 1306             | 3134             |
| #业务费            | Professional Expenditures                                  | 386  | 159              | 227              | 394  | 167              | 227              |

## 17-53 公共图书馆、博物馆、文物机构业务活动及经费情况

### Facilities, Services and Expenditures of Public Libraries, Museums and Cultural relic Agencies

| 项 目                 | Item  | 1995   | 1999   | 2000   |
|---------------------|---|--------|--------|--------|
| <b>公共图书馆业务活动及经费</b> | <b>Facilities, Services and Expenditures of Public Libraries</b>        |        |        |        |
| 总藏量 (万册)            | Total Collections (10 000 volumes)                                      | 1062.2 | 1191.2 | 1239.3 |
| #图书                 | Books   | 778.9  | 872.0  | 905.5  |
| 报刊                  | Newspapers and Magazines  | 147.3  | 179.0  | 189.1  |
| 书架单层总长度 (万米)        | Total Length of Bookshelves (10 000 m)                                  | 21.4   | 25.8   | 27.5   |
| 发放借书证数 (万个)         | Number of Library Cards Distributed (10 000 units)                      | 22.5   | 22.5   | 21.7   |
| 图书流动情况              | Circulation of Books  |        |        |        |
| 外借人次 (万人次)          | Total Number of Readers by Borrowed (10 000 person-times)               | 650.4  | 424.7  | 713.3  |
| 外借 (万册次)            | Total Number of Books Borrowed by the Readers (10 000 volume-times)     | 516.8  | 606.6  | 695.0  |
| 为读者服务举办各种活动         | Service Activities Provided for Readers                                 |        |        |        |
| 次数 (次)              | Number of Activities (times)  | 1057   | 1025   | 4135   |
| 参加人数 (万人次)          | Number of Readers Involved (10 000 person-times)                        | 11.7   | 27.9   | 24.9   |
| 总支出 (万元)            | Total Expenditures (10 000 yuan)  | 2139.5 | 3364.0 | 3901.8 |
| #事业支出               | Project Expenditures  | 1808.1 | 3306.4 | 3816.9 |
| #购书费                | Purchase Expenses   | 255.1  | 257.3  | 413.3  |
| 本年新购图书 (万册)         | Number of Books Purchased During the Year (10 000 volumes)              | 15.7   | 16.8   | 20.6   |
| 公共用房建筑面积 (万平方米)     | Floor Space of Public Buildings (10 000 sq.m)                           | 19.7   | 22.8   | 24.0   |
| #书库                 | Stack Rooms(10 000 sq.m)  | 4.2    | 5.6    | 5.8    |
| 阅览室座席 (万个)          | Seating Capacity of reading Rooms(10 000 seats)                         | 1.2    | 4.1    | 1.6    |
| <b>博物馆业务活动及经费</b>   | <b>Facilities, Services and Expenditures of Museums</b>                 |        |        |        |
| 藏品 (件)              | Number of Collection (piece)  | 440370 | 459206 | 523556 |
| #一级品                | Grade One (piece)   | 1194   | 1387   | 1408   |
| 业务活动                | Operations  |        |        |        |
| 陈列 (个)              | Number of Displays(unit)  | 130    | 121    | 154    |
| 展览 (个)              | Number of Exhibitions(unit)   | 192    | 236    | 231    |
| 参观人数 (万人次)          | Number of Visitors(10 000 person-times)                                 | 815.0  | 351.8  | 447.6  |
| 经费支出 (万元)           | Total Expenditures (10 000 yuan)  | 2310.9 | 4227.3 | 6755.5 |
| #事业支出               | Project Expenditures  | 1403.1 | 4222.2 | 6640.4 |
| #业务费                | Professional Expenditures   | 273.1  | 729.3  | 1440.3 |
| <b>文物机构业务活动及经费</b>  | <b>Facilities, Services and Expenditures of Cultural relic Agencies</b> |        |        |        |
| 藏品 (件)              | Number of Collections (piece)   | 515925 | 550573 | 585486 |
| #一级品                | Grade One (piece)   | 444    | 440    | 256    |
| 参观人数 (万人次)          | Number of Visitors(10 000 person-times)                                 | 186.8  | 186.0  | 165.6  |
| 经费支出 (万元)           | Total Expenditures (10 000 yuan)  | 2752.1 | 5305.9 | 5452.9 |
| #事业支出               | Project Expenditures  | 704.8  | 5005.4 | 5278.6 |
| #业务费                | Professional Expenditures   | 520.9  |        |        |



## 17-54 广播、电视事业情况

### Basic Statistics on Broadcasting and Television Stations

| 项 目                | Item   | 1985   | 1990    | 1995    | 1999    | 2000    |
|--------------------|--|--------|---------|---------|---------|---------|
| 全部职工人数(人)          | Number of Staff and Workers (person)   | 13007  | 17362   | 27148   | 25986   | 28057   |
| 广播电台(座)            | Number of Broadcasting Stations (set)  | 3      | 11      | 20      | 19      | 19      |
| 中、短波广播发射台(座)       | Number of Broadcast Transmission Stations(set) of AM and SW                  | 9      | 16      | 20      | 21      | 21      |
| 广播节目套数(套)          | Number of Broadcast Programs (set)   | 4      | 11      | 22      | 103     | 103     |
| 平均每日广播节目播出时间(小时:分) | Broadcasting Hours Per Day (hour:minute)                                     | 52:25  | 122:25  | 289:25  | 1088:41 | 1108:45 |
| 平均每日自办广播节目时间(小时:分) | Broadcasting Hours Per Day for Self-Produced Programs (hour:minute)          | 45:05  | 107:20  | 265:58  | 800:59  | 808:00  |
| #新闻节目              | News Programs  | 3:44   | 12:22   | 25:47   | 88:59   | 95:58   |
| 教育节目               | Educational Programs   | 5:30   | 4:35    | 14:02   | 39:08   | 40:25   |
| 文艺节目               | Entertainment Programs   | 24:38  | 51:20   | 108:27  | 316:25  | 294:00  |
| 广播人口覆盖率(%)         | Listener Rating (%)  | 82.0   | 88.0    | 89.0    | 93.0    | 94.0    |
| 有线广播喇叭数(万只)        | Number of Wire Broadcast (10 000unit)  | 822.10 | 1072.90 | 966.16  | 519.19  | 686.75  |
| 电视台(座)             | Number of Television Stations (set)  | 4      | 9       | 40      | 17      | 17      |
| 电视发射台及转播台(千瓦以上)(座) | Television Transmission Stations and Relaying Stations (1 000 kw over) (set) | 17     | 34      | 83      | 150     | 185     |
| 电视节目套数(套)          | Number of Television Programs (set)  | 4      | 10      | 42      | 83      | 85      |
| 平均每周电视节目播出时间(小时:分) | Television Broadcasting Hours Per Day (hour:minute)                          | 236:00 | 469:48  | 2534:35 | 6524:33 | 7656:46 |
| 平均每周自办电视节目时间(小时:分) | Television Self-Produced Programs (hour:minute)                              | 40:25  | 164:05  | 1972:55 | 4218:01 | 4771:08 |
| #新闻节目              | News Programs  | 4:55   | 14:29   | 136:44  | 309:22  | 392:39  |
| 教育节目               | Educational Programs   | 6:00   | 25:40   | 29:48   | 125:40  | 85:55   |
| 文艺节目               | Entertainment Programs   | 25:10  | 95:12   | 1349:38 | 2717:19 | 3133:03 |
| 电视人口覆盖率(%)         | Viewer Rating (%)  | 75.0   | 80.0    | 81.0    | 90.0    | 93.0    |

注:从1998年起,县级改为广播电视台,不单称电台、电视台。

a)From 1998,the country-level Station is become broadcast-television station,not only named broadcast station and television station.

## 17-55 各市图书馆情况(2000年)

### Basic Statistics on Library(2000)

| 市          | City         | 公共图书馆<br>(个)<br>Public Libraries (unit) | 公共图书馆藏书量<br>(万册)<br>Total Collections of Public Libraries<br>(10 000 volumes) |
|------------|--------------|---|---|
| <b>全 省</b> | <b>Total</b> | <b>134</b>                              | <b>1239.3</b>   |
| 郑 州 市      | Zhengzhou    | 6                                       | 83.4  |
| 开 封 市      | Kaifeng      | 6                                       | 70.5  |
| 洛 阳 市      | Luoyang      | 10                                      | 100.3   |
| 平 顶 山 市    | Pingdingshan | 7                                       | 53.4  |
| 安 阳 市      | Anyang       | 7                                       | 64.6  |
| 鹤 壁 市      | Hebi         | 3                                       | 26.9  |
| 新 乡 市      | Xinxiang     | 11                                      | 83.4  |
| 焦 作 市      | Jiaozuo      | 7                                       | 48.8  |
| 濮 阳 市      | Puyang       | 6                                       | 31.4  |
| 许 昌 市      | Xuchang      | 6                                       | 34.9  |
| 漯 河 市      | Luohe        | 4                                       | 27.7  |
| 三 门 峡 市    | Sanmenxia    | 6                                       | 50.6  |
| 南 阳 市      | Nanyang      | 13                                      | 112.1   |
| 商 丘 市      | Shangqiu     | 9                                       | 56.3  |
| 信 阳 市      | Xinyang      | 11                                      | 44.8  |
| 周 口 市      | Zhoukou      | 10                                      | 49.4  |
| 驻 马 店 市    | Zhumadian    | 10                                      | 42.6  |
| 济 源 市      | Jiyuan       | 1                                       | 7.5   |

## 主要统计指标解释

**普通高等学校** 指按照国家规定的设置标准和审批程序批准举办,通过全国统一招生考试,招收高中毕业生为主要培养对象,实施高等教育的全日制大学、独立设置的学院和高等专科学校、短期职业大学。

**成人高等学校** 指按照国家有关规定审批,招收通过全国成人高教统一招生考试的具有高中毕业或同等学历的在职从业人员,利用脱产、半脱产、业余或函授等多种形式对其实施高等学历教育,培养高等教育专科或本科毕业水平的专门人才,修业年限、课程设置和总学时数均按高等学历教育要求付诸实施的学校。包括广播电视大学、职工高等学校、农民高等学校、管理干部学院、教育学院、独立设置的函授学院等。

**小学学龄儿童入学率** 指调查范围内已入小学学习的学龄儿童占校内外学龄儿童总数(包括弱智儿童,不包括盲聋哑儿童)的比重。计算公式为:

**小学学龄儿童入学率** = 已入学的小学学龄儿童数 / 校内外小学学龄儿童总数 × 100%

**独立研究与开发机构** 指有明确的任务和研究方向,有一定学术水平的业务骨干和一定数量的研究人员,具有研究、开发、开展学术工作的基本条件,主要进行科学研究与技术开发活动,并且在行政上有独立的组织形式,财务上独立核算盈亏,有权与其他单位签订合同,在银行有单独户头的单位。包括国务院各部门、中国科学院、中国社会科学院和各省、自治区、直辖市以及地(市)以上〔含地(市)〕各部门所属的国有科学研究与技术开发机构。

**独立研究与开发机构职工** 指在独立研究与开发机构工作,并由其支付工资的人员。包括长期职工、临时职工和聘用人员,不包括编制以外的离休、退休人员和停薪留职人员。

**研究与发展经费支出** 指用于研究与发展课题活动(基础研究、应用研究、实验发展)的全部实际支出,包括用于研究与发展课题活动的直接支出和间接用于研究与发展活动的支出(如研究院、所管理费,维持研究院、所正常运转的必需费用和与研究发展有关的基本建设支出)。

**科学家和工程师** 指具有大学本科及以上学历和不具备上述学历但有高、中级职称的人员。

**其他科技人员** 指大专、中专毕业和具有初级职称的从事科技活动人员。

**专业技术人员** 指已取得科学技术职称,或大学、中专的理、工、农、医科系毕业,以及国民经济各部门从工作实践中提拔,从事理、工、农、医等自然科学技术的研究、教学、生产的专业人员和在机关、企业、事业中从事科学技术业务管理工作的专业人员。

**工程技术人员** 指在国民经济各行业中从事工程技术工作的自然科学技术专业人员,包括高级工程师、工程师、助理工程师、技术员和未评定职称的技术人员。

**农业技术人员** 指在国民经济各行业中从事农业技术工作的自然科学技术专业人员,包括高级农艺师、农艺师、助理农艺师、技术员和未评定职称的技术人员。

**卫生技术人员** 指在国民经济各行业中从事卫生医务工作的自然科学技术专业人员,包括正副主任医师、主治医师、医师、医(护)士和未评定职称的技术人员。

**科学研究人员** 指在国民经济各行业中从事科学技术活动的自然科学技术专业人员,包括正副研究员、助理研究员、研究实习员、技术员和未评定职称的技术人员。

**自然科学教学人员** 指在国民经济各行业中从事自然科学技术教学活动的专业人员,包括正副教授、讲师、助教、教师和在中从事自然科学技术教学活动的专业人员。

**发明** 是专利法及其实施细则所称的发明,指对有关产品、方法或其改进所提出的新的技术方案。

**实用新型** 是专利法及其实施细则所称的实用新型,指对产品的形状、构造或者其结合所提出的适于实用的新的技术方案。

**外观设计** 是专利法及其实施细则所称的外观设计,指对产品的形状、图案、色彩或者其结合所作出的富有美感并适于工业上应用的新设计。

**文化事业机构** 指从事专业文化工作和为专业文化工作服务的独立建制的单位。不包括这些单位另外举办独立核算的其他机构和各部门的业余文化组织。

**艺术表演团体** 指从事戏曲、音乐、舞蹈、杂技等专业艺术表演,有独立帐户的单位,不包括半工半艺、半农半艺和民间职业剧团。

**电影放映单位** 指具有放映机器设备、固定或不固定的放映场所与专职或兼职的放映技术人员，经有关部门登记批准，经常为一定的观众对象放映电影的机构。包括经批准对外开放进行营业，并与电影发行放映管理机构分帐的专用放映单位和军委系统租片单位。

**艺术表演观众人数(人次)** 指售票、包场演出或民族地区免费演出的艺术表演观众人次数，不包括彩排审查和内部观摩演出的观看人次数。

**图书纯销售** 指向读者直接销售的图书以及直接向国外出口的图书。

**书刊排字** 指用手工排字和激光排版生产的、可供印刷的排字产量。

**书刊印刷** 指铅印和胶印印书。

**胶印印刷** 指用胶印机完成的单色或多色印刷产品。

**零件印刷** 指单张小件印品。

## Explanatory Notes on Main Statistical Indicators

**Regular Institutions of Higher Learning** refer to educational establishments set up according to the government evaluation and approval procedures, enrolling graduates from senior secondary schools and providing higher education courses and training for senior professionals. They include full-time universities, colleges, high professional schools and short-term professional universities.

**Institutions of Higher Learning for Adults** refer to educational establishments, set up in line with relevant rules approved by the government, enrolling staff and workers with senior secondary school or equivalent education, and providing higher education courses in many forms of full time, part time, spare time, or correspondence for adults. Professionals thus trained receive a qualification equivalent to graduates studying regular courses at regular universities, colleges and professional colleges. Institutions of higher learning for adults include Radio and TV universities, schools of high education for staff and workers and peasants, colleges for management cadres, pedagogical colleges, independent correspondence colleges.

**Enrollment Rate of Primary School age Children** refers to the proportion of school age children enrolled at schools to the total number of school age children both in and outside schools (including retarded children, but excluding blind, deaf and mute children). The formula is:

**Enrollment Rate of Primary School age Children**=(Total Primary School age Children at Schools)÷ (Total Primary School age Children Both at and Outside Schools) ×100%

**Independent Research and Development Institutions** refer to the state owned institutions, which have direct mission and research purpose, a certain number of core member with higher research level and a certain number of research personnel, necessary conditions for R & D activities and engaging in scientific research and technological development. The institutions also have their own independent organization and finance, authority to sign contracts with other units, with their own accounts in banks. Independent research and development institutions include the institutions attached to central government agencies, Chinese Academy of Sciences, Chinese Academy of Social Sciences and the institutions attached to local governments.

**Personnel of Independent Research and Development Institutions** refers to the persons working in and receiving payment from research and development institutions. It includes regular full-time and temporary staff and workers and employees working on contracts, but excludes retirees and persons leaving their work without payment but still retaining their posts, who are not on the employee list.

**Total Expenditure on Research and Development** refers to all actual expenditure made for R&D (basic research, applied research and experimental development) in reference period. It includes direct expenditure on R&D and indirect expenditure on R&D(including management and necessary administrative expenses of research institutes, investment in capital construction relating to R&D).

**Scientists and Engineers** refer to persons who have completed university or higher education or obtained titles of senior and middle level professional positions.

**Other Technical Personnel** refers to persons involved in science and technology with secondary specialized education or three-year college education and persons with junior professional titles.

**Natural Scientific and Technical Personnel** refers to those professionals holding scientific and technical titles or taking such positions, or being graduated from departments of science, engineering, agriculture and medicine, and/or having been promoted in practice in different sectors of the national economy and working on research, teaching and production technique in the scientific and technological fields such as science, engineering, agriculture and medicine, etc. and the professionals doing administrative work related to science and technology in government agencies, enterprises and institutions.

**Engineering Professionals** refer to the persons who are engaged in engineering science and technology in different sectors of the national economy, including senior engineers, engineers, assistant engineers, technicians and technical personnel without professional titles.

**Agricultural Professionals** refer to the persons who are working on the science of agriculture in different sectors of the national economy, including senior agronomists, agronomists, assistant agronomists, technicians and technical personnel without

professional titles.

**Public Health Professionals** refer to the persons who are engaged in medical and health work in different sectors of the national economy, including director doctors and their deputies, doctors in charge, doctors, paramedics, nurses and technical personnel without professional titles.

**Scientific Research Personnel** refers to those personnel engaged in scientific and technical activities in different sectors of the national economy, including research fellows and their deputies, assistant research fellows, research trainees, technicians and technical personnel without professional titles.

**Teaching Personnel of Natural Sciences** refers to those professionals engaged in the teaching of natural science and technology in different sectors of the national economy, including professors, associate professors, lecturers, teaching assistants, teachers and teaching personnel in science and technology in middle schools.

**Inventions** refer to the inventions as specified by the patent law and its detailed rules and regulations for implementation. They refer to the new technical proposals to the products or methods or their modifications.

**Utility Models** refer to the utility models as specified by the patent law and its detailed rules and regulations for implementation. They refer to the practical and new technical proposals on the shape and structure of the product or the combination of both.

**Designs** refer to the designs as specified by the patent law and its detailed rules and regulation for implementation. They refer to the aesthetics and industry applicable new designs for the shape, pattern and color of the product, or their combinations.

**Cultural Institutions** refer to units, which have their own organizational system and independent accounting system and specialize in or serve cultural development. They exclude other establishments run by these cultural institutions and amateur cultural groups established by various departments.

**Art Troupe** refers to the troupe which is engaged in drama, opera, music, dance, acrobatics or other art performance, opens independent accounts with banks and has self-supporting accounting system; excluding the troupes which are engaged partly in industrial or agricultural activities, partly in art performance and the professional troupes organized by the people.

**Film Projection Units** refer to units with film projection equipment, full or part time projectionists, permanent or non permanent places, approved by related administrative departments to show films regularly for certain groups of audience, including those film projection units which have been approved to give commercial shows and run business with independent accounting system as well as those film renting units of the military system.

**Number of Spectators at Art Performance** refers to the number of attendants at commercial shows, completely booked shows or free shows given in minority national areas, and does not include the number of spectators at rehearsals for examination and internal shows for study.

**Net Sales of Books** refers to books sold directly to readers and directly exported.

**Typesetting of Books** refers to the volume of work (characters) of manual or laser typesetting ready for printing.

**Printing of Books** refers to printing of books by stereotype or offset printing method.

**Offset Printing** refers to mono or multi color materials printed by offset press.

**Small Piece Printing** refers to printing of single-sheet products in small quantity.

运动员获奖情况 (枚)

International and Internal Achievement of Henan athletes (Units)

银牌 Silver Medals 铜牌 Cupreous Medals




部分市、县前十位主要死因死亡率(1/10万)

Death Rate of Top 10 Major Causes of Death in Selected Cities and Counties (1/100,000)

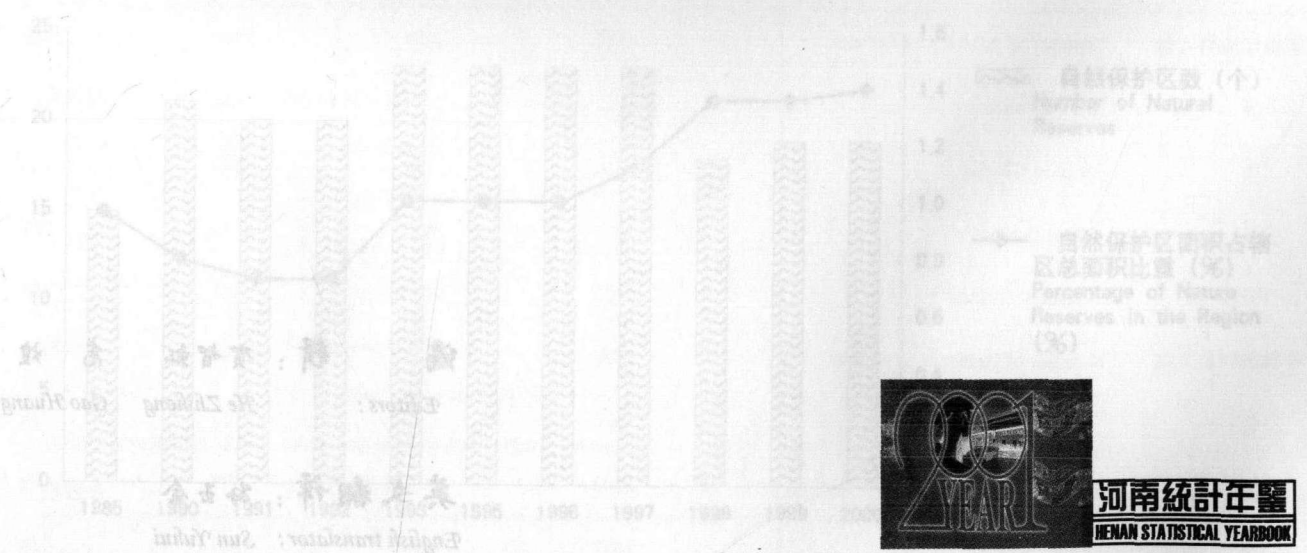
# 体育、卫生、 社会福利和其他

## Sports, Public Health, Social Welfare and Others



自然资源保护情况

Basic Statistics on Natural Environmental Protection



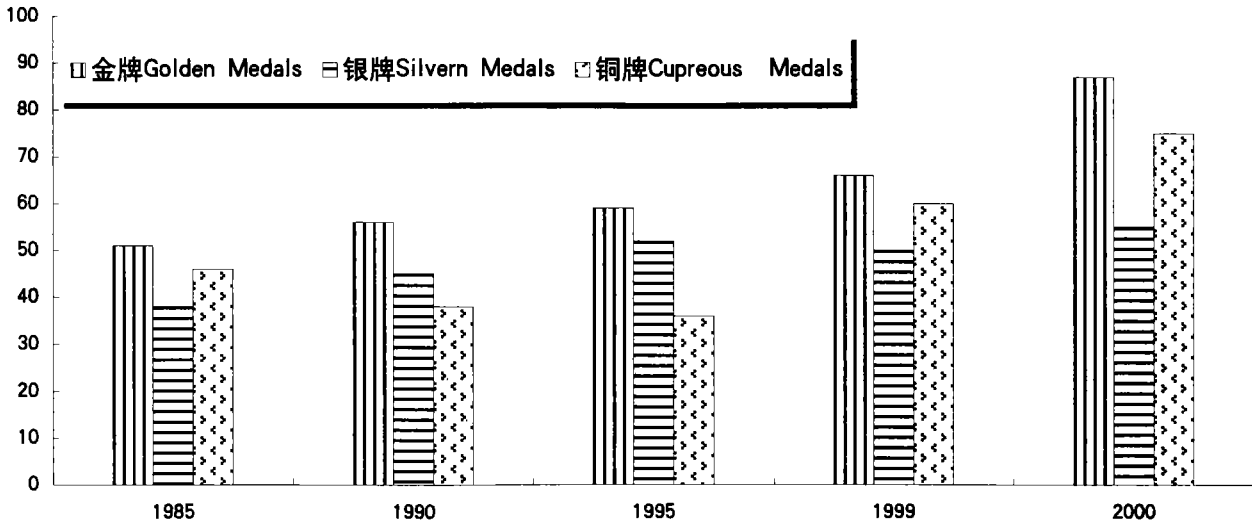
河南统计年鉴  
HENAN STATISTICAL YEARBOOK

**编 辑：**贺智虹 高 煌  
*Editors: He Zhihong Gao Huang*

**英文翻译：**孙玉会  
*English translator: Sun Yuhui*

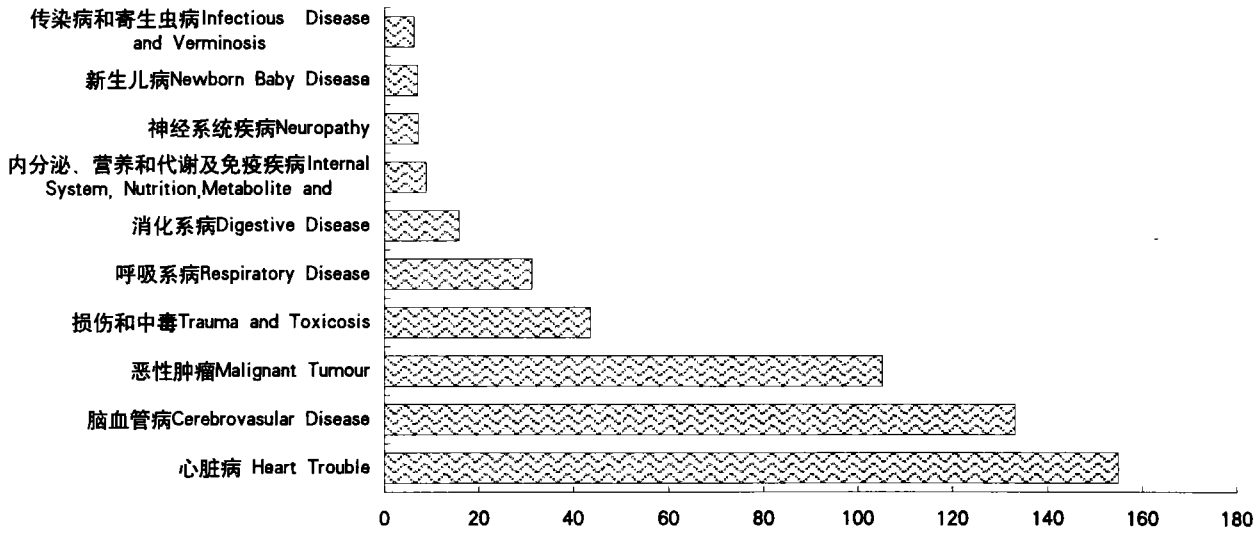
### 运动员获奖情况 (枚)

International and Internal Achievement of Henan athletes (Units)



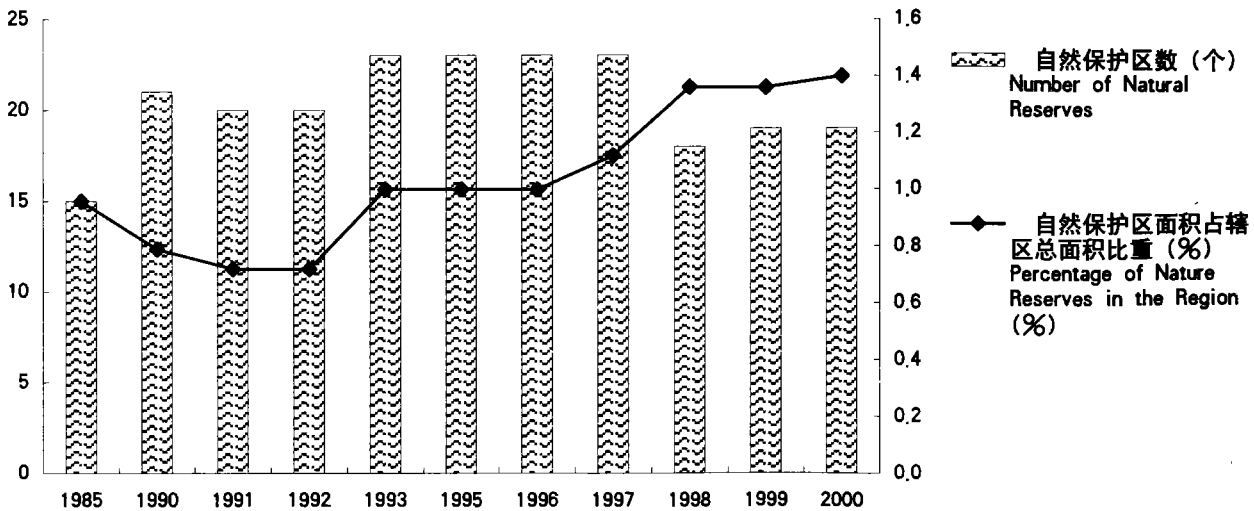
### 部分市、县前十位主要疾病死亡率(1/10万)

Death Rate of Ten Major Diseases in Partial Cities and Counties(1/100 000)



### 自然资源保护情况

Basic Statistics on Natural Environmental Protection





## 18-1 体育系统职工人数

## Number of Staff and Workers in Sports Commissions

单位:人 (person)

| 人员分类<br>Category of Personnel           | 1999        | 2000                    |                     |                        | 1999        | 2000                    |                     |                        |
|---|-------------|-------------------------|---------------------|------------------------|-------------|-------------------------|---------------------|------------------------|
|   |             | 省级<br>Province<br>Level | 市级<br>City<br>Level | 县区级<br>County<br>Level |             | 省级<br>Province<br>Level | 市级<br>City<br>Level | 县区级<br>County<br>Level |
| <b>总计 Total</b>                         | <b>7124</b> | <b>1950</b>             | <b>2419</b>         | <b>2755</b>            | <b>6605</b> | <b>1620</b>             | <b>2336</b>         | <b>2649</b>            |
| 专职教练员 Full-Time Coaches                 | 1378        | 197                     | 556                 | 625                    | 1406        | 207                     | 552                 | 647                    |
| 运动员 Athletes                            | 635         | 600                     | 35                  |                        | 662         | 622                     | 40                  |                        |
| 管理干部 Administrative Personnel           | 2605        | 607                     | 786                 | 1212                   | 2345        | 380                     | 782                 | 1183                   |
| 专职文化教师 Full-Time Teachers               | 663         | 62                      | 337                 | 264                    | 678         | 59                      | 380                 | 239                    |
| 科技人员 Scientific and Technical Personnel | 49          | 18                      | 31                  |                        | 28          | 3                       | 25                  |                        |
| 医务人员 Medical Personnel                  | 99          | 56                      | 31                  | 12                     | 88          | 47                      | 34                  | 7                      |
| 工人 Workers                              | 1695        | 410                     | 643                 | 642                    | 1398        | 302                     | 523                 | 573                    |

## 18-2 等级运动员、裁判员人数

## Number of Athletes and Referees in Grades

单位:人 (person)

| 人员分类<br>Category of Personnel               | 1999        | 2000         |              |
|---|-------------|--------------|--------------|
|   |             | #女<br>Female | #女<br>Female |
| <b>等级运动员人数 Number of Athletes in Grades</b> | <b>4954</b> | <b>2165</b>  | <b>3752</b>  |
| 一级 First Grades                             | 137         | 39           | 144          |
| 二级 Second Grades                            | 510         | 191          | 299          |
| 三级 Third Grades                             | 3485        | 1495         | 2348         |
| 少年级 Children Grades                         | 822         | 440          | 961          |
| <b>等级裁判员人数 Number of Referees in Grades</b> | <b>2574</b> | <b>405</b>   | <b>1969</b>  |
| 一级 First Grades                             | 33          | 10           | 43           |
| 二级 Second Grades                            | 1103        | 161          | 579          |
| 三级 Third Grades                             | 1438        | 234          | 1347         |

## 18-3 河南省运动员在国际国内比赛成绩

## International and Internal Achievement of Henan athletes

| 项 目                  | Item   | 1985 | 1990 | 1995 | 1999 | 2000 |
|----------------------|--|------|------|------|------|------|
| 荣获金牌数 (枚)            | Number of Golden Medals (unit)                           | 51   | 56   | 59   | 66   | 87   |
| 荣获银牌数 (枚)            | Number of Silvern Medals (unit)                          | 38   | 45   | 52   | 50   | 55   |
| 荣获铜牌数 (枚)            | Number of Cupreous Medals (unit)                         | 46   | 38   | 36   | 60   | 75   |
| 获团体和个人全国<br>前六名 (人次) | Party and Individual Top Six of<br>Country (person-time) | 256  | 234  | 111  | 212  | 507  |

## 18-4 体育场地数

## Number of Stadiums and Gymnasiums

单位: 个

(unit)

| 项 目               | Item   | 1985       | 1990       | 1995       | 1999      | 2000      |
|-------------------|--|------------|------------|------------|-----------|-----------|
| <b>体育场</b>        | <b>Stadiums</b>                              | <b>5</b>   | <b>9</b>   | <b>41</b>  | <b>26</b> | <b>26</b> |
| 甲级                | First Grades                                 | 1          | 2          | 3          | 4         | 4         |
| 乙级                | second Grades                                | 1          |            | 3          | 4         | 4         |
| 丙级                | Third Grades                                 | 3          | 5          | 6          | 4         | 4         |
| 丁级                | Forth Grades                                 |            | 2          | 29         | 14        | 14        |
| <b>体育馆</b>        | <b>Gymnasiums</b>                            | <b>10</b>  | <b>15</b>  | <b>25</b>  | <b>16</b> | <b>16</b> |
| 甲级                | First Grades                                 |            |            |            |           |           |
| 乙级                | second Grades                                | 3          | 3          | 2          | 2         | 2         |
| 丙级                | Third Grades                                 | 5          | 8          | 18         | 10        | 10        |
| 丁级                | Forth Grades                                 | 2          | 4          | 5          | 4         | 4         |
| <b>游泳池</b>        | <b>Swimming Pools</b>                        | <b>63</b>  | <b>97</b>  | <b>159</b> | <b>56</b> | <b>56</b> |
| #室内池              | Indoor Swimming Pools                        | 5          | 9          | 15         | 13        | 13        |
| <b>有固定看台的灯光球场</b> | <b>Illuminated Fields with Fixed Seating</b> | <b>98</b>  | <b>134</b> | <b>177</b> | <b>52</b> | <b>52</b> |
| <b>运动场</b>        | <b>Sports Fields</b>                         | <b>131</b> | <b>169</b> | <b>237</b> | <b>46</b> | <b>62</b> |

注: 1997年及以后年度为体育系统数据。

a)The numbers refer to sports system since 1997.

## 18-5 群众体育活动情况

## Activities of Mass Sports

| 项 目                             | Item  | 1985          | 1990          | 1995          | 1999           | 2000           |
|---------------------------------|---|---------------|---------------|---------------|----------------|----------------|
| <b>《国家体育锻炼标准》<br/>达标人数 (万人)</b> | <b>Number of Persons Who Have<br/>Come up to the State Physical<br/>Training Standards (10 000 persons)</b> | <b>297.53</b> | <b>613.86</b> | <b>888.12</b> | <b>1122.16</b> | <b>1022.00</b> |
| 优秀级                             | Excellent   | 43.89         | 272.02        | 159.62        | 204.61         | 194.00         |
| 良好级                             | Good  | 96.06         | 217.26        | 296.71        | 372.31         | 345.00         |
| 达标级                             | Pass  | 157.58        | 124.58        | 431.79        | 545.24         | 483.00         |
| <b>县以上体委举办<br/>运动会次数 (次)</b>    | <b>Number of Sports Meets Held by<br/>Sports Commissions at and<br/>Above County Level (time)</b>           | <b>1516</b>   | <b>2063</b>   | <b>1541</b>   | <b>3097</b>    | <b>4435</b>    |
| 省级办                             | Held by Province Level  | 54            | 61            | 47            | 35             | 222            |
| 市级办                             | Held by City Level  | 348           | 528           | 445           | 520            | 4213           |
| 县区级办                            | Held by County Level  | 1114          | 1474          | 1049          | 2542           |                |
| <b>参加县以上运动会的<br/>运动员人数 (万人)</b> | <b>Number of Athletes Attending<br/>Sports Meets Held by Above<br/>County Level (10 000 persons)</b>        | <b>48.55</b>  | <b>70.78</b>  | <b>72.65</b>  | <b>82.17</b>   | <b>126.00</b>  |
| 省级办                             | Held by Province Level  | 0.66          | 0.86          | 1.84          | 1.64           | 6.00           |
| 市级办                             | Held by City Level  | 11.99         | 20.87         | 28.52         | 22.44          | 120.00         |
| 县区级办                            | Held by County Level  | 35.90         | 49.05         | 42.29         | 58.09          |                |

## 18-6 卫生事业发展情况

## Basic Statistics on Public Health Development

| 项 目                   | Item   | 1985         | 1990         | 1995         | 1999         | 2000         |
|-----------------------|--|--------------|--------------|--------------|--------------|--------------|
| <b>卫生机构数 (个)</b>      | <b>Number of Health Institutions (unit)</b>                          | <b>9207</b>  | <b>8676</b>  | <b>7661</b>  | <b>11643</b> | <b>10764</b> |
| 市                     | City   | 3644         | 3754         | 3891         | 5667         | 5601         |
| 县                     | County   | 5563         | 4922         | 3770         | 5976         | 5163         |
| #医院、卫生院               | Hospitals  | 2688         | 2824         | 2965         | 3014         | 3027         |
| #县及县以上医院              | At and Above County level  | 625          | 765          | 886          | 937          | 949          |
| 疗养院、所                 | Sanatoriums  | 14           | 12           | 8            | 7            | 7            |
| 门诊部、所                 | Clinics  | 5706         | 5142         | 3942         | 211          | 196          |
| 专科防治所、站               | Specialized Prevention & Treatment<br>Centers or Stations            | 51           | 45           | 44           | 46           | 45           |
| 卫生防疫站                 | Sanitation and Antiepidemic Agencies                                 | 182          | 189          | 194          | 192          | 191          |
| 妇幼保健所、站               | Maternity and Child Care Centers                                     | 141          | 138          | 142          | 136          | 135          |
| <b>卫生机构床位数 (万张)</b>   | <b>Number of Beds in Health<br/>Institutions (10 000 units)</b>      | <b>14.91</b> | <b>18.21</b> | <b>19.23</b> | <b>19.71</b> | <b>19.86</b> |
| 市                     | City   | 5.97         | 8.63         | 10.31        | 11.29        | 11.47        |
| 县                     | County   | 8.94         | 9.58         | 8.92         | 8.42         | 8.39         |
| #医院、卫生院               | Hospitals  | 13.77        | 16.36        | 17.54        | 18.26        | 18.34        |
| #县及县以上医院              | At and Above County level  | 8.41         | 10.70        | 12.05        | 12.99        | 13.16        |
| 疗养院、所                 | Sanatoriums  | 0.17         | 0.22         | 0.15         | 0.15         | 0.15         |
| 门诊部、所                 | Clinics  | 0.60         | 1.10         | 0.84         | 0.51         | 0.51         |
| 平均每千人口卫生<br>机构床位数 (张) | Number of Health Institutions Beds<br>per 1 000 Population (unit)    | 1.90         | 2.11         | 2.11         | 2.10         | 2.15         |
| #医院、卫生院床位数            | Hospitals  | 1.75         | 1.89         | 1.93         | 1.95         | 1.98         |
| <b>卫生机构人员数 (万人)</b>   | <b>Number of Persons in Health<br/>Institutions (10 000 persons)</b> | <b>23.77</b> | <b>27.06</b> | <b>31.31</b> | <b>33.23</b> | <b>33.50</b> |
| #卫生技术人员               | Medical Technical Personnel  | 19.49        | 22.28        | 25.50        | 26.66        | 26.84        |
| #医生                   | Doctors  | 8.36         | 9.94         | 10.57        | 10.89        | 11.11        |
| #中医师                  | Doctors of Traditional Chinese Medicine                              | 0.85         | 1.43         | 1.57         | 1.57         | 1.58         |
| 中医士                   | Paramedics of Traditional Chinese Medicine                           | 1.01         | 0.58         | 0.38         | 0.35         | 0.34         |
| 西医师                   | Doctors of Western Medicine  | 3.18         | 5.76         | 6.67         | 6.86         | 7.16         |
| 西医士                   | Paramedics of Western Medicine                                       | 2.87         | 1.97         | 1.83         | 2.02         | 1.94         |
| 护师                    | Senior Nurses  | 0.37         | 2.16         | 3.19         | 3.69         | 3.84         |
| 护士                    | Junior Nurses  | 2.49         | 2.48         | 2.50         | 2.50         | 2.46         |
| 平均每千人口医生数 (人)         | Number of Doctors per 1 000 Population (person)                      | 1.07         | 1.15         | 1.16         | 1.16         | 1.20         |
| <b>孕产妇死亡率 (1/10万)</b> | <b>Maternity Death Rate (1/100 000)</b>                              |              |              | <b>55.70</b> | <b>56.95</b> | <b>54.15</b> |

注: 1.1996年及以后年度门诊部、所不含诊所、卫生保健所和医务室,与以前年度不可比(下同)。

2.1998年及以后年度卫生机构包括个体开业(下同)。

a)The numbers of clinics since 1996 exclude clinics, hygiene places and infirmaries. Cannot compare with some relative years (the same as in the following tables).

b)The number of health institutions include individuals since 1998 (the same as in the following tables).

## 18-7 卫生机构、床位、人员数 (2000年)

## Number of Health Institutions, Beds and Persons (2000)

| 机构类别                        | Type of Institutions   | 机构数<br>(个)<br>Insti-<br>tutions | 床位数<br>(张)<br>Beds | 人员                                  |   |   |  |                                       |
|-----------------------------|--|---------------------------------|--------------------|-------------------------------------|---|---|--|---------------------------------------|
|                             |  |                                 |                    | 合计<br>(人)<br>Total<br>of<br>Persons | 卫生技<br>术人员<br>Medical<br>Technical<br>Personnel | 其他技<br>术人员<br>Other<br>Technical<br>Personnel | 管理<br>人员<br>Man-<br>agerial<br>Personnel | 工勤<br>人员<br>Log-<br>istics<br>Workers |
| <b>总计</b>                   | <b>Total</b>   | <b>10764</b>                    | <b>198635</b>      | <b>335031</b>                       | <b>268427</b>                                   | <b>12428</b>                                  | <b>23554</b>                             | <b>30622</b>                          |
| 市                           | City   | 5601                            | 114710             | 189168                              | 147236  | 8095  | 14214                                    | 19623                                 |
| 县                           | County   | 5163                            | 83925              | 145863                              | 121191  | 4333  | 9340                                     | 10999                                 |
| <b>医院合计</b>                 | <b>Total Number of Hospitals</b>   | <b>966</b>                      | <b>132596</b>      | <b>190127</b>                       | <b>149633</b>                                   | <b>5007</b>                                   | <b>13959</b>                             | <b>21528</b>                          |
| 市                           | City   | 665                             | 91385              | 128642                              | 100082  | 3662  | 9822                                     | 15076                                 |
| 县                           | County   | 301                             | 41211              | 61485                               | 49551   | 1345  | 4137                                     | 6452                                  |
| 县及县以上医院小计                   | Hospitals at County Level and Above                                      | 949                             | 131613             | 188989                              | 148645  | 4995  | 13872                                    | 21477                                 |
| 综合医院                        | General Hospitals  | 675                             | 94037              | 136925                              | 108146  | 3316  | 10061                                    | 15402                                 |
| 中医医院                        | Hospitals of Chinese Medicine  | 161                             | 18490              | 26338                               | 21456   | 689   | 1807                                     | 2386                                  |
| 医学院、校附属医院                   | Hospitals Attached to Medical Colleges                                   | 12                              | 6737               | 10632                               | 7679  | 287   | 848                                      | 1818                                  |
| 传染病院                        | Hospitals of Infectious Diseases   | 5                               | 670                | 836                                 | 600   | 14  | 69                                       | 153                                   |
| 精神病院                        | Mental Hospitals   | 19                              | 3736               | 2644                                | 1771  | 94  | 222                                      | 557                                   |
| 结核病院                        | Tuberculosis Hospitals   | 1                               | 210                | 164                                 | 134   | 14  | 0  | 16                                    |
| 妇幼保健院                       | Hospitals for Maternity and child Care                                   | 29                              | 2273               | 4301                                | 3421  | 123   | 334                                      | 423                                   |
| 妇产医院                        | Maternity Hospitals  | 1                               | 225                | 318                                 | 246   | 35  | 14                                       | 23                                    |
| 儿童医院                        | Hospitals for Children   | 2                               | 516                | 743                                 | 532   | 66  | 57                                       | 88                                    |
| 麻风病院                        | Hospitals for Lepers   | 1                               | 100                | 45                                  | 23  | 0   | 5  | 17                                    |
| 肿瘤医院                        | Tumor Hospitals  | 10                              | 1763               | 2119                                | 1590  | 176   | 179                                      | 174                                   |
| 康复医院                        | Rehabilitation Hospitals   | 4                               | 115                | 182                                 | 164   | 3   | 11                                       | 4                                     |
| 口腔医院                        | Hospitals for Mouth Cavity Diseases Care                                 | 7                               | 191                | 796                                 | 632   | 37  | 75                                       | 52                                    |
| 眼耳鼻喉科医院                     | Hospitals for Eye, Ear, Nose and Throat Care                             | 7                               | 690                | 725                                 | 547   | 44  | 50                                       | 84                                    |
| 骨科医院                        | Orthopaedics Hospitals   | 6                               | 855                | 1092                                | 841   | 44  | 73                                       | 134                                   |
| 中西医结合医院                     | Hospitals Combining Chinese and<br>Western Medicine                      | 2                               | 248                | 352                                 | 242   | 0   | 29                                       | 81                                    |
| 其他专科医院                      | Other Specialized Hospitals  | 7                               | 757                | 777                                 | 621   | 53  | 38                                       | 65                                    |
| 其他医院                        | Other Hospitals  | 17                              | 983                | 1138                                | 988   | 12  | 87                                       | 51                                    |
| <b>区、乡(镇)卫生院</b>            | <b>Countryside Hospitals</b>   | <b>2061</b>                     | <b>50822</b>       | <b>76270</b>                        | <b>65816</b>                                    | <b>2617</b>                                   | <b>4548</b>                              | <b>3289</b>                           |
| #中心乡卫生院                     | Center Countryside Hospitals   | 556                             | 19379              | 28388                               | 24681   | 802   | 1539                                     | 1366                                  |
| <b>疗养院、所</b>                | <b>Sanatoriums</b>   | <b>7</b>                        | <b>1484</b>        | <b>665</b>                          | <b>348</b>                                      | <b>14</b>                                     | <b>79</b>                                | <b>224</b>                            |
| <b>门诊部、所</b>                | <b>Clinics</b>   | <b>196</b>                      | <b>5097</b>        | <b>8274</b>                         | <b>6976</b>                                     | <b>208</b>                                    | <b>595</b>                               | <b>495</b>                            |
| <b>专科防治所、站</b>              | <b>Specialized Prevention &amp; Treatment<br/>Centers or Stations</b>    | <b>45</b>                       | <b>1010</b>        | <b>2111</b>                         | <b>1607</b>                                     | <b>88</b>                                     | <b>175</b>                               | <b>241</b>                            |
| #结核病防治所、站                   | Tuberculosis Prevention & Treatment<br>Centers or Stations               | 29                              | 525                | 1044                                | 846   | 30  | 96                                       | 72                                    |
| <b>卫生防疫站</b>                | <b>Sanitation and Antiepidemic Stations</b>                              | <b>191</b>                      | <b>288</b>         | <b>17474</b>                        | <b>13413</b>                                    | <b>1112</b>                                   | <b>1236</b>                              | <b>1713</b>                           |
| <b>妇幼保健所、站</b>              | <b>Maternity and Child Care Centers</b>                                  | <b>136</b>                      | <b>3708</b>        | <b>7054</b>                         | <b>5945</b>                                     | <b>217</b>                                    | <b>443</b>                               | <b>449</b>                            |
| <b>药品检验所、室</b>              | <b>Medicines and Chemical Reagent Test Labs</b>                          | <b>76</b>                       |                    | <b>1601</b>                         | <b>1207</b>                                     | <b>86</b>                                     | <b>172</b>                               | <b>136</b>                            |
| <b>医学科研机构</b>               | <b>Research Institutes of Medical Sciences</b>                           | <b>12</b>                       | <b>499</b>         | <b>800</b>                          | <b>410</b>                                      | <b>233</b>                                    | <b>64</b>                                | <b>93</b>                             |
| <b>高等医药院校</b>               | <b>High Medical Colleges</b>   | <b>5</b>                        | <b>100</b>         | <b>2910</b>                         | <b>495</b>                                      | <b>1184</b>                                   | <b>721</b>                               | <b>510</b>                            |
| <b>中等医药卫生学校</b>             | <b>Secondary Medical Schools</b>   | <b>139</b>                      | <b>2206</b>        | <b>11232</b>                        | <b>6914</b>                                     | <b>1471</b>                                   | <b>1249</b>                              | <b>1598</b>                           |
| <b>其他卫生事业机构</b>             | <b>Other Health Care Enterprises<br/>and Institutions</b>                | <b>74</b>                       | <b>825</b>         | <b>2604</b>                         | <b>1754</b>                                     | <b>191</b>                                    | <b>313</b>                               | <b>346</b>                            |
| <b>诊所、卫生保健所、<br/>医务室及个体</b> | <b>Clinics, Health Care Centers and<br/>Individual-run Medical Units</b> | <b>6856</b>                     |                    | <b>13909</b>                        | <b>13909</b>                                    |   |  |                                       |

## 18-8 卫生机构各类人员

## Persons Engaged In Health Care Institutions by Types of Occupation

单位: 人 (person)

| 人员类别          | Type of Occupation   | 1985          | 1990          | 1995          | 1999          | 2000          |
|---------------|--|---------------|---------------|---------------|---------------|---------------|
| <b>各类人员总计</b> | <b>Total</b>   | <b>237726</b> | <b>270573</b> | <b>313116</b> | <b>332280</b> | <b>335031</b> |
| 卫生技术人员        | Medical Technical Personnel  | 194920        | 222771        | 255006        | 266604        | 268427        |
| 其他技术人员        | Other Technical Personnel  | 1493          | 2256          | 6173          | 11336         | 12428         |
| 管理人员          | Managerial Personnel   | 17693         | 19856         | 23391         | 23859         | 23554         |
| 工勤人员          | Logistics Workers  | 23620         | 25690         | 28546         | 30481         | 30622         |
| <b>卫生技术人员</b> | <b>Medical Technical Personnel</b>   | <b>194920</b> | <b>222771</b> | <b>255006</b> | <b>266604</b> | <b>268427</b> |
| #医生           | Doctors  | 83647         | 99354         | 105688        | 108887        | 111113        |
| 中医师           | Doctors of Traditional Chinese Medicine  | 8470          | 14270         | 15719         | 15740         | 15828         |
| 西医师           | Doctors of Western Medicine  | 31811         | 57633         | 66749         | 68620         | 71598         |
| 中西医结合医师       | Doctors Who Integrate Traditional Chinese Therapeutics with Western Therapeutics in Practice | 29            | 131           | 501           | 404           | 443           |
| 护师            | Senior Nurses  | 3672          | 21563         | 31879         | 36947         | 38385         |
| 中药师           | Pharmacists of Chinese Medicine  | 1287          | 4130          | 5893          | 5694          | 5417          |
| 西药师           | Pharmacists of Western Medicine  | 1788          | 5918          | 8555          | 8653          | 8686          |
| 检验师           | Laboratory Technicians   | 1166          | 4496          | 6158          | 6682          | 6952          |
| 其他技师          | Other Technicians  | 878           | 3235          | 5671          | 5879          | 6255          |
| 中医士           | Paramedics of Chinese Medicine   | 10057         | 5812          | 3830          | 3505          | 3394          |
| 西医士           | Paramedics of Western Medicine   | 28678         | 19717         | 18250         | 20185         | 19350         |
| 护士            | Junior Nurses  | 24867         | 24828         | 25000         | 25004         | 24647         |
| 助产士           | Midwives   | 3201          | 3083          | 2940          | 3008          | 3074          |
| 中药剂士          | Junior Pharmacists of Chinese Medicine   | 3502          | 4691          | 3473          | 2806          | 2706          |
| 西药剂士          | Junior Pharmacists of Western Medicine   | 4120          | 5481          | 5002          | 5006          | 4727          |
| 检验士           | Junior Laboratory Technicians  | 3505          | 3709          | 3867          | 3923          | 3856          |
| 其他技士          | Other Junior Technicians   | 3063          | 3746          | 3939          | 4003          | 3851          |
| 其他中医          | Other Doctors of Chinese Medicine  | 4602          | 1791          | 639           | 433           | 500           |
| 护理员           | Assistant Nurses   | 17144         | 11115         | 12022         | 12493         | 12632         |
| 中药剂员          | Assistant Pharmacists of Chinese Medicine  | 4153          | 2001          | 2025          | 1983          | 2064          |
| 西药剂员          | Assistant Pharmacists of Western Medicine  | 6365          | 3591          | 3988          | 4247          | 4494          |
| 检验员           | Assistant Laboratory Technicians   | 3505          | 2039          | 2354          | 3019          | 3174          |
| 其他初级卫生技术人员    | Other Junior Medical Technical Personnel   | 29057         | 19791         | 26552         | 28370         | 26394         |
| <b>平均每千人口</b> | <b>Number of Medical Technical Personnel per 1,000 Population</b>                            |               |               |               |               |               |
| <b>卫生技术人员</b> | <b>Personnel per 1,000 Population</b>  | <b>2.48</b>   | <b>2.58</b>   | <b>2.80</b>   | <b>2.84</b>   | <b>2.82</b>   |
| #医生           | Doctors  | 1.07          | 1.15          | 1.16          | 1.16          | 1.20          |

## 18-9 县及县以上医院床位使用情况

## Utilization of Hospital Beds at and Above County Level

| 项 目          | Item  | 1985  | 1990  | 1995  | 1999  | 2000  |
|--------------|---|-------|-------|-------|-------|-------|
| 床位周转次数 (次)   | Turnover of Beds (times)                          | 16.1  | 15.9  | 15.4  | 17.2  | 18.5  |
| 床位工作日 (日)    | Number of Days per Bed in Use<br>in a Year (days) | 294.4 | 275.2 | 247.3 | 220.2 | 218.0 |
| 床位使用率 (%)    | Utilization Rate of Beds (%)                      | 80.7  | 75.4  | 67.7  | 60.3  | 59.7  |
| 出院者平均住院日 (日) | Average Hospitalization Period (day)              | 16.7  | 15.4  | 13.9  | 11.7  | 11.0  |

## 18-10 医院、卫生院诊疗人次及入院人数 (2000年)

## Number of Hospital Patients and Admissions (2000)

| 类 别        | Type of Hospital                    | 诊疗人次<br>(万人次)<br>Number of<br>Patients<br>Treated | #门、急诊<br>Out-pati-<br>ents and<br>Emergency<br>Patients | 入院人数<br>(万人)<br>Hospital<br>Admissions | 每百门、急诊次<br>(人)<br>Hospital Admi-<br>ssions per 100 Out-<br>patient times and<br>Emergency Patient-<br>Times (person) |
|------------|-------------------------------------|---|---|--|--|
|            |                                     | (10 000 person-times)                             |   | (10 000 persons)                       |  |
| <b>总 计</b> | <b>Total</b>                        | <b>11089.7</b>                                    | <b>10459.6</b>  | <b>340.3</b>                           | <b>3.25</b>  |
| 县及县以上医院    | Hospitals at and Above County Level | 6939.5  | 6502.9  | 222.5                                  | 3.42   |
| #卫生部门      | Health Departments                  | 4593.5  | 4379.3  | 185.5                                  | 4.24   |
| 工业及其他部门    | Industrial and Other Departments    | 2158.2  | 1951.3  | 33.6                                   | 1.72   |
| 集体所有制      | Collective Owned Units              | 185.3   | 169.8   | 3.4                                    | 2.01   |
| 农村乡镇卫生院    | Rural Township Hospitals            | 4130.1  | 3937.5  | 117.4                                  | 2.98   |
| 其他医院       | Other Hospitals                     | 20.1  | 19.3  | 0.4                                    | 1.98   |

18-11 卫生部门城市、县医院住院病人  
前十位疾病构成 (2000年)

Main 10 Diseases of Hospital at Cities and Counties  
in Health Departments (2000)

| 顺序 No. | 疾病种类           | Type of Disease   | 疾病构成(%)<br>As % of Total |
|--------|----------------|---|--------------------------|
|        | <b>城市医院</b>    | <b>Hospital at Cities</b>   |                          |
|        | <b>十种疾病合计</b>  | <b>Total</b>  | <b>82.61</b>             |
| 1      | 损伤和中毒          | Trauma and Toxicosis  | 16.08                    |
| 2      | 呼吸系病           | Respiratory Disease   | 13.68                    |
| 3      | 消化系病           | Digestive Disease   | 11.96                    |
| 4      | 脑血管病           | Cerebrovascular Disease   | 7.24                     |
| 5      | 心脏病            | Heart Trouble   | 6.74                     |
| 6      | 妊娠病、分娩病及产褥期并发症 | Gestation ,Childbirth Disease and<br>Disease During Childbed Period | 6.29                     |
| 7      | 恶性肿瘤           | Malignant Tumour  | 6.02                     |
| 8      | 泌尿生殖系疾         | Urinary Disease   | 5.34                     |
| 9      | 神经系统和感觉器官疾病    | Neuropathy and Sense Organ Disease                                  | 5.17                     |
| 10     | 传染病            | Infectious Disease  | 4.09                     |
|        | <b>县医院</b>     | <b>Hospital at Counties</b>   |                          |
|        | <b>十种疾病合计</b>  | <b>Total</b>  | <b>86.60</b>             |
| 1      | 损伤和中毒          | Trauma and Toxicosis  | 21.93                    |
| 2      | 呼吸系病           | Respiratory Disease   | 16.18                    |
| 3      | 消化系病           | Digestive Disease   | 14.95                    |
| 4      | 妊娠病、分娩病及产褥期并发症 | Gestation ,Childbirth Disease and<br>Disease During Childbed Period | 8.54                     |
| 5      | 脑血管病           | Blood Vessel Trouble in Brain                                       | 5.51                     |
| 6      | 心脏病            | Heart Trouble   | 5.21                     |
| 7      | 传染病            | Infectious Disease  | 4.15                     |
| 8      | 泌尿和生殖系病        | Urinary Disease   | 3.75                     |
| 9      | 神经系统和感觉器官疾病    | Neuropathy and Sense Organ Disease                                  | 3.39                     |
| 10     | 起源于围产期的情况      | Disease coming of Gestation   | 2.98                     |

## 18-12 部分市、县前十位主要疾病死亡率(2000年)

## Death Rate of Ten Major Diseases in Partial Cities and Counties (2000)

| 顺序 No. | 死亡原因<br>Cause of Death   | 死亡率(1/10万)<br>Death Rate<br>(1/100 000) |
|--------|--|---|
|        | <b>合 计</b><br><b>Total</b>   | <b>555.13</b>                           |
| 1      | 心脏病<br>Heart Trouble   | 154.80                                  |
| 2      | 脑血管病<br>Cerebrovascular Disease  | 133.12                                  |
| 3      | 恶性肿瘤<br>Malignant Tumour   | 105.04                                  |
| 4      | 损伤和中毒<br>Trauma and Toxicosis  | 43.47                                   |
| 5      | 呼吸系病<br>Respiratory Disease  | 31.08                                   |
| 6      | 消化系病<br>Digestive Disease  | 15.68                                   |
| 7      | 内分泌、营养和代谢<br>及免疫疾病<br>Internal System, Nutrition,<br>Metabolite and Immunity Disease | 8.71                                    |
| 8      | 神经系统疾病<br>Neuropathy   | 6.97                                    |
| 9      | 新生儿病<br>Newborn Baby Disease   | 6.87                                    |
| 10     | 传染病和寄生虫病<br>Infectious Disease and Verminosis  | 6.10                                    |
|        | <b>城 市</b><br><b>City</b>  | <b>525.28</b>                           |
| 1      | 心脏病<br>Heart Trouble   | 164.57                                  |
| 2      | 脑血管病<br>Cerebrovascular Disease  | 132.58                                  |
| 3      | 恶性肿瘤<br>Malignant Tumour   | 94.70                                   |
| 4      | 呼吸系病<br>Respiratory Disease  | 25.25                                   |
| 5      | 损伤和中毒<br>Trauma and Toxicosis  | 23.57                                   |
| 6      | 消化系病<br>Digestive Disease  | 15.99                                   |
| 7      | 内分泌、营养和代谢<br>及免疫疾病<br>Internal System, Nutrition,<br>Metabolite and Immunity Disease | 13.89                                   |
| 8      | 泌尿和生殖系病<br>Urinary Disease   | 11.36                                   |
| 9      | 神经系统疾病<br>Neuropathy   | 7.58                                    |
| 10     | 传染病和寄生虫病<br>Infectious Disease and Verminosis  | 4.63                                    |
|        | <b>县</b><br><b>County</b>  | <b>564.04</b>                           |
| 1      | 心脏病<br>Heart Trouble   | 151.89                                  |
| 2      | 脑血管病<br>Cerebrovascular Disease  | 133.28                                  |
| 3      | 恶性肿瘤<br>Malignant Tumour   | 108.13                                  |
| 4      | 损伤和中毒<br>Trauma and Toxicosis  | 49.41                                   |
| 5      | 呼吸系病<br>Respiratory Disease  | 32.82                                   |
| 6      | 消化系病<br>Digestive Disease  | 15.59                                   |
| 7      | 新生儿病<br>Newborn Baby Disease   | 7.80                                    |
| 8      | 内分泌、营养和代谢<br>及免疫疾病<br>Internal System, Nutrition,<br>Metabolite and Immunity Disease | 7.17                                    |
| 9      | 神经系统疾病<br>Neuropathy   | 6.79                                    |
| 10     | 传染病和寄生虫病<br>Infectious Disease and Verminosis  | 6.54                                    |



## 18-13 各市卫生事业基本情况 (2000年)

## Basic Statistics on Public Health by City (2000)

| 市<br>City            | 卫生机构数<br>(个)<br>Number of Health<br>Institutions<br>(unit) | #医院、<br>卫生院<br>Hospitals | #疗养<br>院、所<br>Sanatoriums | #门诊<br>部、所<br>Clinics | #卫生<br>防疫站<br>Sanitation<br>and<br>Antiepidemic<br>Agencies | #妇幼保<br>健所、站<br>Maternity<br>and Child<br>Care<br>Centers | #医学科学<br>研究机构<br>Research<br>Institutes<br>of Medical<br>Sciences |
|----------------------|--|--------------------------|---------------------------|-----------------------|---|---|---|
|                      |  |                          |                           |                       |   |   |   |
| <b>全 省 Total</b>     | <b>10764</b>   | <b>3027</b>              | <b>7</b>                  | <b>196</b>            | <b>191</b>  | <b>136</b>  | <b>12</b>   |
| 郑 州 市 Zhengzhou      | 712  | 222                      | 1                         | 32                    | 17  | 10  | 6   |
| 开 封 市 Kaifeng        | 423  | 153                      |                           | 11                    | 7   | 7   | 1   |
| 洛 阳 市 Luoyang        | 453  | 234                      | 2                         | 15                    | 17  | 15  | 1   |
| 平 顶 山 市 Pingdingshan | 569  | 175                      | 1                         | 19                    | 12  | 11  | 1   |
| 安 阳 市 Anyang         | 474  | 126                      |                           | 18                    | 10  | 9   |   |
| 鹤 壁 市 Hebi           | 176  | 41                       |                           | 11                    | 7   | 6   |   |
| 新 乡 市 Xinxiang       | 817  | 223                      | 1                         | 16                    | 15  | 12  |   |
| 焦 作 市 Jiaozuo        | 608  | 143                      |                           | 12                    | 11  | 8   | 1   |
| 濮 阳 市 Puyang         | 574  | 128                      |                           | 7                     | 8   | 6   | 2   |
| 许 昌 市 Xuchang        | 476  | 128                      |                           | 8                     | 8   | 5   |   |
| 漯 河 市 Luohe          | 341  | 71                       |                           |                       | 4   |   |   |
| 三 门 峡 市 Sanmenxia    | 335  | 117                      | 2                         | 16                    | 10  | 4   |   |
| 南 阳 市 Nanyang        | 1611   | 295                      |                           | 14                    | 14  | 10  |   |
| 商 丘 市 Shangqiu       | 646  | 242                      |                           | 1                     | 12  | 8   |   |
| 信 阳 市 Xinyang        | 534  | 261                      |                           | 5                     | 14  | 5   |   |
| 周 口 市 Zhoukou        | 935  | 224                      |                           | 11                    | 13  | 11  |   |
| 驻 马 店 市 Zhumadian    | 1002   | 223                      |                           |                       | 11  | 9   |   |
| 济 源 市 Jiyuan         | 78   | 21                       |                           |                       | 1   |   |   |

| 市<br>City            | 卫生机构<br>床位数<br>(张)<br>Number of<br>Beds in<br>Health<br>Institutions<br>(units) | #医院、<br>卫生院<br>Hospitals | #疗养<br>院、所<br>Sanatoriums | 卫生机构<br>人员数<br>(人)<br>Number of<br>Persons in<br>Health<br>Institutions<br>(person) | 卫生技术<br>人员数<br>(人)<br>Medical<br>Technical<br>Personnel<br>(person) | #医生<br>Doctors | #护师、<br>护士<br>Senior<br>and Junior<br>Nurses |
|----------------------|---|--------------------------|---------------------------|---|---|----------------|--|
|                      |   |                          |                           |   |   |                |  |
| <b>全 省 Total</b>     | <b>198635</b>   | <b>183418</b>            | <b>1484</b>               | <b>335031</b>   | <b>268427</b>   | <b>111113</b>  | <b>63032</b>                                 |
| 郑 州 市 Zhengzhou      | 24472   | 22352                    | 254                       | 41436   | 31137   | 13712          | 9886   |
| 开 封 市 Kaifeng        | 12130   | 11553                    |                           | 18546   | 14099   | 5509           | 3826   |
| 洛 阳 市 Luoyang        | 17133   | 15918                    | 316                       | 26244   | 20169   | 8474           | 5527   |
| 平 顶 山 市 Pingdingshan | 13190   | 11727                    | 400                       | 19287   | 15849   | 6636           | 4110   |
| 安 阳 市 Anyang         | 9139  | 8580                     |                           | 15724   | 12358   | 5610           | 2560   |
| 鹤 壁 市 Hebi           | 4201  | 3482                     |                           | 7086  | 5292  | 2184           | 1533   |
| 新 乡 市 Xinxiang       | 15162   | 14045                    | 150                       | 25766   | 20845   | 8931           | 5173   |
| 焦 作 市 Jiaozuo        | 9639  | 8992                     |                           | 17733   | 14301   | 6140           | 3398   |
| 濮 阳 市 Puyang         | 7526  | 6960                     |                           | 11896   | 9666  | 4171           | 2444   |
| 许 昌 市 Xuchang        | 8450  | 7730                     |                           | 14087   | 11412   | 4765           | 2178   |
| 漯 河 市 Luohe          | 4639  | 4569                     |                           | 8183  | 6731  | 2719           | 1495   |
| 三 门 峡 市 Sanmenxia    | 6690  | 5956                     | 364                       | 9375  | 7657  | 3341           | 2075   |
| 南 阳 市 Nanyang        | 16078   | 14410                    |                           | 31120   | 25558   | 9510           | 4381   |
| 商 丘 市 Shangqiu       | 13748   | 12775                    |                           | 22734   | 18211   | 6795           | 3656   |
| 信 阳 市 Xinyang        | 10001   | 9765                     |                           | 16760   | 13668   | 5657           | 2950   |
| 周 口 市 Zhoukou        | 13340   | 11880                    |                           | 25292   | 21610   | 9089           | 4108   |
| 驻 马 店 市 Zhumadian    | 11263   | 10972                    |                           | 21122   | 17633   | 6816           | 3211   |
| 济 源 市 Jiyuan         | 1834  | 1752                     |                           | 2640  | 2231  | 1054           | 521  |

## 18-14 社会福利事业单位基本情况 (2000年)

## Basic Statistics on Social Welfare Institutions (2000)

| 项 目                       | Item  | 院数<br>(个)<br>Number of<br>Homes<br>(unit) | 工作人员<br>(人)<br>Number of<br>Staff and<br>Workers<br>(person) | 床位<br>(张)<br>Number<br>of Beds<br>(unit) | 年底<br>收养人数<br>(人)<br>Number of<br>Persons<br>Housed<br>(year-end) (person) |
|---------------------------|---|---|--|--|--|
| <b>总 计</b>                | <b>Total</b>  | <b>2338</b>                               | <b>10292</b>   | <b>56555</b>                             | <b>43351</b>   |
| <b>民政部门办社会<br/>福利事业单位</b> | <b>Social Welfare Institutions Run by<br/>Civil Affairs Department</b>                            | <b>106</b>                                | <b>2312</b>  | <b>6030</b>                              | <b>4351</b>  |
| 优抚休、疗养院                   | Convalescent Homes  | 4   | 883  | 1090                                     | 853  |
| 光荣院                       | Homes for Disabled Veterans   | 42  | 260  | 953                                      | 650  |
| 社会福利院                     | Social Welfare Homes  | 60  | 1169   | 3987                                     | 2848   |
| <b>城镇集体办<br/>光荣院、敬老院</b>  | <b>Homes for Disabled Veterans and<br/>Social Welfare Homes Run by<br/>Urban Collective Units</b> | <b>188</b>                                | <b>727</b>   | <b>4615</b>                              | <b>3478</b>  |
| 敬老院                       | Social Welfare Homes  | 188                                       | 727  | 4615                                     | 3478   |
| <b>农村集体办<br/>光荣院、敬老院</b>  | <b>Homes for Disabled Veterans and<br/>Social Welfare Homes Run by<br/>Rural Collective Units</b> | <b>2044</b>                               | <b>7253</b>  | <b>45910</b>                             | <b>35522</b>   |
| 光荣院                       | Homes for Disabled Veterans   | 40  | 260  | 1205                                     | 971  |
| 敬老院                       | Social Welfare Homes  | 2004                                      | 6993   | 44705                                    | 34551  |

注：社会福利院包括福利院、精神病院、儿童福利院。

a) Social welfare homes include welfare homes, psychopathy welfare homes and baby welfare homes.

## 18-15 社会福利事业、企业单位数和工作人员

Number of Social Welfare Institutions,  
Enterprises and Persons Engaged

| 项 目             | Item  | 1999   |  | 2000   |  |
|-----------------|---|--|--|--|--|
|                 |   | 机构<br>(个)<br>Number of<br>Institutions<br>(unit) | 人员<br>(人)<br>Number of<br>Personnel<br>Engaged<br>(person) | 机构<br>(个)<br>Number of<br>Institutions<br>(unit) | 人员<br>(人)<br>Number of<br>Personnel<br>Engaged<br>(person) |
| <b>总 计</b>      | <b>Total</b>  | <b>2897</b>                                      | <b>86702</b>   | <b>2570</b>                                      | <b>96450</b>   |
| <b>社会福利事业单位</b> | <b>Social Welfare Institutions</b>                        | <b>362</b>                                       | <b>5379</b>  | <b>372</b>                                       | <b>5682</b>  |
| 军供转运站           | Army Supply transfer Stations                             | 23   | 953  | 23   | 929  |
| 烈士纪念建筑物<br>管理单位 | Administration Agencies for<br>martyrs Memorial Buildings | 86   | 1073   | 86   | 1121   |
| 收容遣送站           | Collecting and Repatriating Units                         | 22   | 606  | 22   | 567  |
| 殡葬事业单位          | Funeral and Interment Institutions                        | 132  | 1848   | 139  | 2097   |
| 军队离退休<br>干部休养所  | Convalescent Homes for<br>Army VCSR and Retired           | 94   | 619  | 97   | 677  |
| 假肢中心            | Artificial Limb Centers                                   | 2  | 152  | 2  | 166  |
| 安置农场            | Aftercare Farms   | 3  | 128  | 3  | 125  |
| <b>社会福利企业单位</b> | <b>Social Welfare Enterprises</b>                         | <b>2535</b>                                      | <b>81323</b>   | <b>2198</b>                                      | <b>90768</b>   |
| 民政部门办           | Run by Civil Affairs Department                           | 407  | 13722  | 884  | 24355  |
| 社会办             | Run by Social Communities                                 | 2128   | 67601  | 1314   | 66413  |

## 18-16 由国家支出的社会福利救济主要费用情况

## Basic Statistics on Social Welfare Relief Funds from Government

单位:万元

(10 000 yuan)

| 项 目        | Item                          | 1985         | 1990         | 1995         | 1999         | 2000         |
|------------|-------------------------------|--------------|--------------|--------------|--------------|--------------|
| <b>总 计</b> | <b>Total</b>                  | <b>16384</b> | <b>22368</b> | <b>37113</b> | <b>61041</b> | <b>77014</b> |
| 抚恤事业费      | Comfort and Compensate Funds  | 4528         | 9943         | 17521        | 33945        | 38108        |
| 社会救济福利事业费  | Social Welfare Relief Funds   | 2968         | 3674         | 6097         | 12969        | 15338        |
| #农村社会救济费   | Rural                         | 817          | 751          | 931          | 2225         | 2208         |
| 城镇社会救济费    | Urban                         | 144          | 249          | 411          | 4194         | 4920         |
| 自然灾害救济费    | Natural disaster Relief Funds | 8888         | 8751         | 13495        | 14127        | 23568        |

## 18-17 享受补助、救济人员情况

## Statistics on Persons Receiving Subsidies and Relief Funds

| 项 目          | Item   | 1985   | 1990   | 1995   | 1999  | 2000   |
|--------------|--|--------|--------|--------|-------|--------|
| 农村贫困户得到      | Number of Persons in Rural Poor Households                 |        |        |        |       |        |
| 救济人次数 (万人次)  | Receiving Relief Funds (10 000 person-times)               | 101.29 | 180.14 | 118.84 | 52.48 | 160.22 |
| 农村散居五保户      | Number of Persons in Rural Households with                 |        |        |        |       |        |
| 人数 (万人)      | Livelihood Guaranteed in Five Aspects (10 000 persons)     | 26.95  | 26.12  | 24.15  | 20.51 | 21.37  |
| #得到国家定期定量    | Number of Persons Receiving Periodical and                 |        |        |        |       |        |
| 救济人数         | Fixed Government Relief Funds                              | 0.26   | 0.11   | 0.16   |       | 3.39   |
| 得到集体给予补助人数   | Number of Persons Receiving Collective Subsidies           | 16.79  | 13.65  | 16.65  | 15.78 | 16.49  |
| 城镇困难户得到      | Number of Persons in Urban Poor Households                 |        |        |        |       |        |
| 救济人次数 (万人次)  | Receiving Relief Funds and Subsidies (10 000 person-times) | 4.97   | 32.79  | 7.07   | 3.94  | 82.49  |
| #得到国家定期定量    | Number of Persons Receiving Periodical and                 |        |        |        |       |        |
| 救济人次数        | Fixed Government Relief Funds                              | 0.26   | 0.25   | 0.19   | 0.40  | 78.23  |
| 精减退职老弱职工     | Number of Laid-Off, Retired, Elderly and Disabled          |        |        |        |       |        |
| 得到救济人数 (万人)  | Staff and Workers Receiving Relief Funds (1 000 persons)   | 3.30   | 3.20   | 3.15   | 3.02  | 3.00   |
| 享受原工资40%救济人数 | Persons Receiving 40% of Their Original Wages              | 1.59   | 1.69   | 1.72   | 1.66  | 1.64   |
| 享受定期定量救济人数   | Persons Receiving Periodical and Fixed                     |        |        |        |       |        |
|              | Government Relief Funds                                    | 1.71   | 1.51   | 1.43   | 1.36  | 1.36   |

## 18-18 各市离休、退休、退职职工人数 (2000年)

## Number of Retired and Resigned Persons by City (2000)

单位:人 (person)

| 市<br>City            | 合 计            |                                       |  |                           |                          |                           |
|----------------------|----------------|---------------------------------------|--|---------------------------|--------------------------|---------------------------|
|                      | Total          | #国有<br>经济<br>State-<br>owned<br>Units | #城镇<br>集体经济<br>Urban<br>Collective-<br>owned Units | 离休<br>Retired<br>Veterans | 退休<br>Retired<br>Persons | 退职<br>Resigned<br>Persons |
| <b>全 省 Total</b>     | <b>1750046</b> | <b>883532</b>                         | <b>227147</b>                                      | <b>115350</b>             | <b>1608260</b>           | <b>26436</b>              |
| 郑 州 市 Zhengzhou      | 237455         | 68779                                 | 25075  | 14139                     | 218443                   | 4873                      |
| 开 封 市 Kaifeng        | 104644         | 57292                                 | 20763  | 6530                      | 97580                    | 534                       |
| 洛 阳 市 Luoyang        | 178812         | 92798                                 | 19687  | 10271                     | 166069                   | 2472                      |
| 平 顶 山 市 Pingdingshan | 112637         | 76288                                 | 9918   | 5950                      | 105337                   | 1350                      |
| 安 阳 市 Anyang         | 106555         | 58050                                 | 14862  | 6295                      | 99274                    | 986                       |
| 鹤 壁 市 Hebi           | 44774          | 31043                                 | 2870   | 1626                      | 42744                    | 404                       |
| 新 乡 市 Xinxiang       | 155462         | 77943                                 | 30506  | 16965                     | 134046                   | 4451                      |
| 焦 作 市 Jiaozuo        | 91845          | 56395                                 | 8703   | 4381                      | 86270                    | 1194                      |
| 濮 阳 市 Puyang         | 50271          | 31434                                 | 4790   | 3827                      | 45511                    | 933                       |
| 许 昌 市 Xuchang        | 68082          | 24226                                 | 11309  | 4037                      | 63669                    | 376                       |
| 漯 河 市 Luohe          | 43732          | 19516                                 | 7483   | 3148                      | 40142                    | 442                       |
| 三 门 峡 市 Sanmenxia    | 58651          | 45489                                 | 2331   | 2856                      | 55377                    | 418                       |
| 南 阳 市 Nanyang        | 130318         | 54143                                 | 18665  | 8368                      | 120475                   | 1475                      |
| 商 丘 市 Shangqiu       | 67202          | 28728                                 | 11375  | 6877                      | 59654                    | 671                       |
| 信 阳 市 Xinyang        | 66440          | 27720                                 | 17001  | 4570                      | 61135                    | 735                       |
| 周 口 市 Zhoukou        | 73100          | 31603                                 | 9607   | 5997                      | 65609                    | 1494                      |
| 驻 马 店 市 Zhumadian    | 76184          | 29904                                 | 11085  | 5490                      | 70086                    | 608                       |
| 济 源 市 Jiyuan         | 10042          | 6717                                  | 1117   | 577                       | 9159                     | 306                       |

注: 全省数据包括黄委会、铁路局。

a)The total of province include the Yellow River Conservancy Commission,the ZhengZhou Railway Administration.

# 18-19 国有经济职工保险福利费

## Social Insurance and Welfare Funds of Staff and Workers in State-Owned Economy

单位:万元

(10 000 yuan)

| 项 目               | Item  | 1990          | 1995          | 1999          | 2000          |
|-------------------|---|---------------|---------------|---------------|---------------|
| <b>在职职工保险福利费</b>  | <b>Social Insurance and Welfare Funds of Staff and Workers Incumbency</b>   | <b>186446</b> | <b>271945</b> | <b>214777</b> | <b>243123</b> |
| 医疗卫生费             | Expenses for Medical Care   | 78092         | 135283        | 103073        | 115125        |
| 职工死亡丧葬及抚恤费        | Buries Comfort and Compensate Relieve Expense                               | 4748          | 8627          |               |               |
| 职工生活困难补助          | Life-difficult Subsidy of Staff and Workers                                 | 3240          | 4787          |               |               |
| 文体体育宣传费           | Entertainment and Sports Publicize Expense                                  | 7892          | 14570         | 15485         | 15871         |
| 集体福利事业            | Collectivity Welfare Subsidy  |               |               |               |               |
| 补贴费、设施费           | and Establishment Expense   | 27638         | 54205         | 55700         | 66228         |
| 计划生育补贴            | Planned Parenthood Subsidy  | 5091          | 6909          |               |               |
| 上下班交通补贴           | Transportation Subsidies  | 15732         |               |               |               |
| 洗理卫生费             | Sanitation subsidy  | 30036         |               |               |               |
| 冬季取暖补贴            | Subsidy for Heating in Winter   |               | 17796         |               |               |
| 其他                | Others  | 13977         | 29768         | 40519         | 45899         |
| <b>非在职职工保险福利费</b> | <b>Social Insurance and Welfare Funds of Staff and Workers Unincumbency</b> | <b>144201</b> | <b>536812</b> | <b>597240</b> | <b>587167</b> |
| 离休金               | Pensions for Retired Veterans   | 17736         | 66803         | 40147         | 37577         |
| 退休金               | Pensions for Retired persons  | 75580         | 343939        | 443163        | 462155        |
| 退职生活费             | Resignation Allowances for Living Expenses                                  | 1123          | 3470          | 11897         | 4569          |
| 医疗卫生费             | Expenses for Medical Care   | 24753         | 66239         | 57875         | 54482         |
| 护理费               | Tend and Protect Expense  | 1272          |               |               |               |
| 生活补贴              | Life-difficult Subsidy of Staff and Workers                                 | 9022          |               |               |               |
| 交通费补贴             | Transportation Subsidies  | 2088          | 5741          |               |               |
| 丧葬抚恤救济费           | Funeral Expenses and Pensions for Family of the Deceased                    | 3152          | 8355          |               |               |
| 冬季取暖补贴            | Subsidy for Heating in Winter   |               | 4511          |               |               |
| 其他                | Others  | 9475          | 37754         | 44158         | 28384         |

注: 1999年、2000年统计范围为国有企业口径, 不包括机关、事业。

a) Numbers of 1999 and 2000 include state-owned enterprises, exclude state organs and Institutions.

18-20 各市国有企业在职工保险福利费 (2000年)  
Social Insurance and Welfare Funds of Staff and Workers  
in State-Owned Economy by City (2000)

单位:万元

(10 000 yuan)

| 市<br>City         | 合计<br>Total | 医疗卫生费<br>Expenses for<br>Medical Care | 文体体育宣传费<br>Expenses for<br>Entertainment,<br>Sport and<br>Publicize | 集体福利事业补贴<br>及集体福利设施费<br>Collectivity<br>Welfare Subsidy<br>and Establishment<br>Expenses | 其他<br>Others |
|-------------------|-------------|---------------------------------------|---|--|--------------|
| 郑州市 Zhengzhou     | 35853.6     | 16532.0                               | 1023.7  | 10054.7  | 8243.2       |
| 开封市 Kaifeng       | 8203.9      | 6016.4                                | 311.1   | 1415.1   | 461.3        |
| 洛阳市 Luoyang       | 27116.7     | 11239.8                               | 1039.4  | 9309.4   | 5528.1       |
| 平顶山市 Pingdingshan | 33754.7     | 19002.1                               | 1312.6  | 8057.6   | 5382.4       |
| 安阳市 Anyang        | 13090.0     | 6171.1                                | 472.2   | 3822.3   | 2624.4       |
| 鹤壁市 Hebi          | 9651.9      | 3915.0                                | 1120.0  | 3837.3   | 779.6        |
| 新乡市 Xinxiang      | 10583.4     | 4773.0                                | 522.6   | 3556.9   | 1730.9       |
| 焦作市 Jiaozuo       | 22622.6     | 15751.6                               | 796.6   | 3643.3   | 2431.1       |
| 濮阳市 Puyang        | 47635.8     | 8852.7                                | 4635.8  | 16736.6  | 17410.7      |
| 许昌市 Xuchang       | 8398.2      | 3840.8                                | 425.7   | 3056.5   | 1075.2       |
| 漯河市 Luohe         | 2576.2      | 1301.4                                | 184.8   | 823.8  | 266.2        |
| 三门峡市 Sanmenxia    | 7790.9      | 3993.6                                | 307.5   | 2759.2   | 730.5        |
| 南阳市 Nanyang       | 32113.2     | 18001.6                               | 2571.4  | 7835.9   | 3704.3       |
| 商丘市 Shangqiu      | 6643.4      | 2796.5                                | 852.7   | 2176.2   | 818.0        |
| 信阳市 Xinyang       | 6717.9      | 1761.9                                | 653.1   | 3482.5   | 820.4        |
| 周口市 Zhoukou       | 5780.6      | 3111.6                                | 352.4   | 1659.0   | 657.6        |
| 驻马店市 Zhumadian    | 5576.5      | 1865.7                                | 226.3   | 2188.7   | 1295.8       |
| 济源市 Jiyuan        | 1728.9      | 826.3                                 | 115.5   | 501.0  | 286.1        |

### 18-21 城镇社区服务设施和农村社会保障网络基本情况

#### Basic Statistics on Service Institutions in Urban Areas and Network of Social Security in Rural Areas

| 项 目              | Item  | 1999 | 2000 |
|------------------|---|------|------|
| 城镇社区服务设施 (个)     | Number of Urban Welfare Facilities (unit)               | 1838 | 2367 |
| 农村社会保障网络         | Rural Social Security Network                           |      |      |
| 建立社会保障网络的乡镇数 (个) | Number of Rural Who Build Social Security Network(unit) | 1861 | 1892 |

### 18-22 各市城镇社区服务设施和农村社会保障网络基本情况

#### Basic Statistics on Service Institutions in Urban Areas and Network of Social Security in Rural Areas by City

单位:个 (unit)

| 市          | City           | 1999  |   | 2000  |   |
|------------|----------------|---|---|---|---|
|            |                | 城镇社区<br>服务设施<br>Number of Urban<br>Welfare Facilities | 建立社会保<br>障网络的乡<br>镇数<br>Number of Rural<br>Who Build Social<br>Security Network | 城镇社区<br>服务设施<br>Number of Urban<br>Welfare Facilities | 建立社会保<br>障网络的乡<br>镇数<br>Number of Rural<br>Who Build Social<br>Security Network |
| <b>全 省</b> | <b>Total</b>   | <b>1838</b>   | <b>1861</b>   | <b>2367</b>   | <b>1892</b>   |
| 郑 州        | 市 Zhengzhou    | 52  | 113   | 52  | 112   |
| 开 封        | 市 Kaifeng      | 171   | 88  | 193   | 88  |
| 洛 阳        | 市 Luoyang      | 404   | 157   | 599   | 157   |
| 平 顶 山      | 市 Pingdingshan | 54  | 87  | 54  | 87  |
| 安 阳        | 市 Anyang       | 54  | 95  | 50  | 95  |
| 鹤 壁        | 市 Hebi         | 80  | 25  | 90  | 25  |
| 新 乡        | 市 Xinxiang     | 223   | 129   | 218   | 129   |
| 焦 作        | 市 Jiaozuo      | 268   | 81  | 285   | 79  |
| 濮 阳        | 市 Puyang       | 9   | 69  | 10  | 78  |
| 许 昌        | 市 Xuchang      | 153   | 82  | 209   | 82  |
| 漯 河        | 市 Luohe        | 2   | 51  | 42  | 51  |
| 三 门 峡      | 市 Sanmenxia    | 107   | 76  | 109   | 76  |
| 南 阳        | 市 Nanyang      | 184   | 225   | 221   | 225   |
| 商 丘        | 市 Shangqiu     | 13  | 192   | 14  | 192   |
| 信 阳        | 市 Xinyang      | 25  | 119   | 183   | 144   |
| 周 口        | 市 Zhoukou      | 36  | 93  | 36  | 93  |
| 驻 马 店      | 市 Zhumadian    | 2   | 167   | 1   | 167   |
| 济 源        | 市 Jiyuan       | 1   | 12  | 1   | 12  |

## 18-23 律师、公证、调解工作基本情况

### Basic Statistics on Lawyers, Notarization and Mediation

| 项 目                  | Item  | 1985  | 1990  | 1995  | 1999   | 2000   |
|----------------------|---|-------|-------|-------|--------|--------|
| <b>律师工作</b>          | <b>Lawyers</b>  |       |       |       |        |        |
| 律师事务所(个)             | Number of Law Offices (unit)  | 188   | 201   | 439   | 528    | 537    |
| 律师(人)                | Number of Lawyers (persons)   | 1726  | 2357  | 5047  | 4155   | 4266   |
| #专职律师                | Full-time Lawyers   | 929   | 1647  | 3582  | 3653   | 3849   |
| 兼职律师                 | Part-time Lawyers   | 797   | 710   | 826   | 502    | 193    |
| 聘请担任常年法律<br>顾问的单位(家) | Number of Units with Permanent<br>Legal Advisors                        | 2926  | 3614  | 10087 | 21140  | 29691  |
| 民事代理(件)              | Agent of Civil Cases(cases)   | 5220  | 16794 | 20992 | 50884  | 54576  |
| 刑事辩护(件)              | Defender of Criminal Cases (cases)                                      | 5443  | 9953  | 12970 | 22218  | 22312  |
| 非诉讼法律事务(件)           | Agent of Non-Litigious Legal Affairs (cases)                            | 2905  | 2435  | 54921 | 254059 | 333274 |
| 解答法律询问(万件)           | Agent of Legal Advisory Services (10 000 cases)                         | 8.93  | 21.53 | 30.65 | 42.15  | 59.90  |
| 代写法律事务文书(万件)         | Agent of Legal Documents Written<br>on Behalf of Clients (10 000 cases) | 1.46  | 2.01  | 5.15  | 13.01  | 14.58  |
| <b>公证工作</b>          | <b>Notarization</b>   |       |       |       |        |        |
| 公证处(个)               | Number of Notary Offices  | 160   | 173   | 178   | 178    | 178    |
| 公证人员(人)              | Notarial Personnel (person)   | 646   | 924   | 963   | 1173   | 1205   |
| #公证员                 | Notaries  |       | 615   | 612   | 733    | 692    |
| 助理公证员                | Assistant Notaries  |       | 136   | 138   | 157    |        |
| 国内公证(万件)             | Domestic (10 000 cases)   | 9.85  | 17.75 | 35.71 | 280.00 | 199.40 |
| 涉外公证(件)              | Foreign (cases)   |       |       |       | 36100  | 49149  |
| 挽回经济损失(亿元)           | Retrieve Losses of Economy (100 million yuan)                           |       |       |       | 8.70   | 3.40   |
| <b>人民调解工作</b>        | <b>Number of People's Mediation</b>                                     |       |       |       |        |        |
| 专职司法助理员(人)           | Number of Full-Time Judicial Assistants (person)                        | 2414  | 2605  | 2788  | 2379   | 2352   |
| 人民调解委员会(万个)          | Number of People's Mediation<br>Commit-tees (10 000 units)              | 5.54  | 5.51  | 5.85  | 5.66   | 5.00   |
| 调解人员(万人)             | Number of Mediators (10 000 persons)                                    | 28.04 | 31.76 | 41.89 | 39.06  | 22.00  |
| 调解民间纠纷(万件)           | Number of Civil Disputes Mediated (10 000 cases)                        | 36.15 | 48.62 | 38.56 | 39.26  | 40.00  |

## 18-24 调解民间纠纷分类

### Number of Civil Disputes Mediated by Types

| 项 目        | Item                      | 调解纠纷(件)                |               | 各类纠纷所占比重(%)  |              |
|------------|---------------------------|------------------------|---------------|--------------|--------------|
|            |                           | Civil Disputes (cases) |               | Percentage   |              |
|            |                           | 1999                   | 2000          | 1999         | 2000         |
| <b>总 计</b> | <b>Total</b>              | <b>392627</b>          | <b>403194</b> | <b>100.0</b> | <b>100.0</b> |
| 婚姻         | Marriages                 | 78108                  | 80012         | 19.9         | 19.7         |
| 继承         | Rights of Inheritance     | 25490                  | 26018         | 6.5          | 6.5          |
| 赡养、扶养      | Family Fostering          | 27274                  | 28129         | 6.9          | 7.0          |
| 房屋、宅基地     | Housing and Housing Sites | 51682                  | 52694         | 13.2         | 13.1         |
| 债务         | Debts                     | 37631                  | 38121         | 9.6          | 9.5          |
| 生产经营       | Business                  | 33447                  | 34626         | 8.5          | 8.6          |
| 损害赔偿       | Compensation for Damages  | 28825                  | 29514         | 7.3          | 7.3          |
| 邻里         | Neighbor Disputes         | 49260                  | 51013         | 12.5         | 12.7         |
| 其他         | Others                    | 60910                  | 63067         | 15.5         | 15.6         |



## 18-25 劳动仲裁委员会受理及处理案件情况（2000年）

单位：件

| 项 目              | Item   | 合 计<br>Total | 国有<br>企业<br>State-<br>owned<br>Enterprises | 城镇集体<br>企业<br>Urban<br>collective-<br>owned<br>Enterprises |
|------------------|--|--------------|--|--|
| 上期未结案件数          | Number of Cases Left Over from Last Period                                 | 231          | 136  | 62   |
| 案件受理情况           | Cases Accepted   |              |  |  |
| 案件数              | Number of Cases  | 3868         | 2117                                       | 984  |
| 用人单位申诉案件数        | Number of Cases Appealed by Units  | 11980        | 6686                                       | 4070   |
| 劳动者申诉案件数         | Number of Cases Appealed by Labourers                                      | 278          | 192  | 63   |
| 劳动者当事人数（人）       | Number of Persons Involved (person)  | 4145         | 2819                                       | 1010   |
| #集体争议劳动者<br>当事人数 | Number of Persons Involved<br>in Collective Disputes                       | 274          | 137  | 53   |
| 案件处理情况           | Cases settled  | 3594         | 1980                                       | 931  |
| 结案案件数            | Number of Cases Settled  | 3656         | 2020                                       | 934  |
| 处理方式             | By Manners of Settlement   |              |  |  |
| 仲裁调解             | By Mediation   | 1156         | 616  | 294  |
| 仲裁裁决             | By Arbitration Lawsuit   | 2300         | 1304                                       | 582  |
| 其他方式             | Others   | 200          | 100  | 58   |
| 处理结果             | By Result of Settlement  |              |  |  |
| 用人单位胜诉           | Won by Units   | 219          | 131  | 63   |
| 劳动者胜诉            | Lawsuit Won by Labourers   | 2351         | 1060                                       | 783  |
| 双方部分胜诉           | Lawsuit Partly by Both Parties   | 1086         | 829  | 88   |
| 不服裁决向法院起诉        | Number of Cases Prosecuted for Refusing<br>to Accept the Result Arbitrated | 328          | 163  | 98   |
| 本期未结案数           | Number of Cases Dissettled   | 443          | 233  | 112  |
| 其他方式调解案件数        | Number of the Arbitrated cases through<br>Other Forms                      | 2048         | 892  | 571  |
| 用人单位调解           | Mediated by Units  |              |  |  |
| 受理争议案件数          | Number of Cases Accepted   | 15050        | 12492                                      | 1677   |
| 调解成功案件数          | Number of Cases Successful Mediated  | 14348        | 12292                                      | 1588   |

## Cases Accepted and Heard by Board of Labor Arbitration (2000)

| (case)                                       |   |                        |   |                       |                                     |        |
|--|---|------------------------|---|-----------------------|-------------------------------------|--------|
| 乡村集体<br>企业                                   | 外商投资<br>及港澳台<br>投资企业  | 私营<br>企业               | 联营及<br>股份制企业  | 个体<br>工商户             | 机关社团<br>事业单位                        | 其他     |
| Rural<br>collective-<br>owned<br>Enterprises | Foreign Funded<br>and Hong Kong,<br>Macao and<br>Taiwan Funded<br>Enterprises | Private<br>Enterprises | Joint Owned<br>and Share-<br>Holding<br>Enterprises | Individual<br>Economy | State<br>organs and<br>Institutions | Others |
| 16   | 4   | 7                      | 2   | 3                     | 1                                   |        |
| 391  | 87  | 30                     | 186   | 37                    | 36                                  |        |
| 503  | 169   | 66                     | 361   | 56                    | 69                                  |        |
| 6  | 5   | 4                      | 6   | 2                     |                                     |        |
| 73   | 81  | 28                     | 121   | 13                    |                                     |        |
| 21   | 8   | 3                      | 49  | 2                     | 1                                   |        |
| 370  | 79  | 27                     | 137   | 35                    | 35                                  |        |
| 376  | 82  | 22                     | 159   | 29                    | 34                                  |        |
| 146  | 31  | 6                      | 49  | 6                     | 8                                   |        |
| 217  | 39  | 13                     | 103   | 21                    | 21                                  |        |
| 13   | 12  | 3                      | 7   | 2                     | 5                                   |        |
| 3  | 12  | 1                      | 6   | 2                     | 1                                   |        |
| 315  | 36  | 18                     | 99  | 21                    | 19                                  |        |
| 58   | 34  | 3                      | 54  | 6                     | 14                                  |        |
| 41   | 9   | 3                      | 11  | 2                     | 1                                   |        |
| 31   | 9   | 15                     | 29  | 11                    | 3                                   |        |
| 126  | 47  | 213                    | 83  | 109                   | 7                                   |        |
| 324  | 311   | 37                     | 161   | 36                    | 12                                  |        |
| 291  | 120   | 3                      | 47  | 3                     | 4                                   |        |

## 18-26 婚姻登记情况

## Basic Statistics on Marriages

| 项 目               | Item                                  | 1985          | 1990          | 1995          | 1999          | 2000          |
|-------------------|---------------------------------------|---------------|---------------|---------------|---------------|---------------|
| <b>准予登记结婚 (对)</b> | <b>Registered Marriages (couples)</b> | <b>569414</b> | <b>742611</b> | <b>720282</b> | <b>700935</b> | <b>661793</b> |
| 初婚 (人)            | First Marriages (persons)             | 1111684       | 1445552       | 1393857       | 1341123       | 1278245       |
| 再婚 (人)            | Remarriages (persons)                 | 27144         | 39670         | 46707         | 60747         | 45341         |
| <b>离婚 (对)</b>     | <b>Divorces (couples)</b>             |               |               |               | <b>68954</b>  | <b>86012</b>  |
| <sup>#</sup> 民政部门 | Civil Administration Department       | 11432         | 19385         | 22426         | 27878         | 26471         |

## 18-27 各市婚姻登记情况

## Basic Statistics on Marriages by City

单位:对

(couples)

| 市          | City           | 1999                           |                |   | 2000                           |                |   |
|------------|----------------|--------------------------------|----------------|---|--------------------------------|----------------|---|
|            |                | 准予登记结婚<br>Registered Marriages | 离婚<br>Divorces | <sup>#</sup> 民政部门<br>Civil Administration<br>Department | 准予登记结婚<br>Registered Marriages | 离婚<br>Divorces | <sup>#</sup> 民政部门<br>Civil Administration<br>Department |
| <b>全 省</b> | <b>Total</b>   | <b>700935</b>                  | <b>68954</b>   | <b>27878</b>  | <b>661793</b>                  | <b>86012</b>   | <b>26471</b>  |
| 郑 州        | 市 Zhengzhou    | 51070                          | 8094           | 3447  | 50647                          | 10780          | 2994  |
| 开 封        | 市 Kaifeng      | 30633                          | 3050           | 1134  | 28192                          | 5469           | 1173  |
| 洛 阳        | 市 Luoyang      | 42861                          | 5816           | 3114  | 39659                          | 7283           | 2677  |
| 平 顶 山      | 市 Pingdingshan | 34902                          | 3964           | 1469  | 32934                          | 5550           | 1526  |
| 安 阳        | 市 Anyang       | 39524                          | 4038           | 1212  | 42034                          | 4565           | 1704  |
| 鹤 壁        | 市 Hebi         | 10769                          | 1320           | 535   | 11386                          | 1933           | 587   |
| 新 乡        | 市 Xinxiang     | 39934                          | 4487           | 1454  | 39255                          | 5304           | 1402  |
| 焦 作        | 市 Jiaozuo      | 25064                          | 2707           | 1006  | 24920                          | 3508           | 1082  |
| 濮 阳        | 市 Puyang       | 22173                          | 1470           | 674   | 21309                          | 1586           | 326   |
| 许 昌        | 市 Xuchang      | 29567                          | 3577           | 1284  | 27751                          | 3992           | 1405  |
| 漯 河        | 市 Luohe        | 13911                          | 1991           | 588   | 11667                          | 1866           | 547   |
| 三 门 峡      | 市 Sanmenxia    | 15891                          | 2254           | 973   | 13287                          | 2571           | 967   |
| 南 阳        | 市 Nanyang      | 89863                          | 7646           | 2047  | 77893                          | 9866           | 1837  |
| 商 丘        | 市 Shangqiu     | 58205                          | 3855           | 1672  | 56040                          | 4767           | 1903  |
| 信 阳        | 市 Xinyang      | 48768                          | 3875           | 1731  | 45707                          | 5679           | 1894  |
| 周 口        | 市 Zhoukou      | 75921                          | 3955           | 1752  | 69467                          | 4167           | 1620  |
| 驻 马 店      | 市 Zhumadian    | 66759                          | 6510           | 3681  | 65108                          | 6639           | 2709  |
| 济 源        | 市 Jiyuan       | 5120                           | 335            | 95  | 4537                           | 487            | 118   |

## 18-28 公安机关立案的刑事案件情况

## Criminal Case of Register by Public Security Organs

| 案件类别      | Category of Cases                               | 立案(起)                              |               | 构成(%)          |              |
|-----------|---|------------------------------------|---------------|----------------|--------------|
|           |   | Number of Cases Registered (cases) |               | Composition(%) |              |
|           |   | 1999                               | 2000          | 1999           | 2000         |
| <b>总计</b> | <b>Total</b>                                    | <b>81920</b>                       | <b>117297</b> | <b>100.0</b>   | <b>100.0</b> |
| 杀人        | Homicide  | 1640                               | 1755          | 2.0            | 1.5          |
| 伤害        | Injury  | 7012                               | 7919          | 8.6            | 6.8          |
| 抢劫        | Robbery   | 8399                               | 12120         | 10.3           | 10.3         |
| 强奸        | Rape  | 3690                               | 3181          | 4.5            | 2.7          |
| 拐卖人口      | Kidnapping and Selling People                   | 722                                | 3149          | 0.9            | 2.7          |
| 盗窃        | Larceny   | 45378                              | 61503         | 55.4           | 52.4         |
| 诈骗        | Fraud   | 2654                               | 3260          | 3.2            | 2.8          |
| 走私        | Smuggling                                       | 10                                 | 7             | 0.0            | 0.0          |
| 伪造贩运假货币   | Forging and Fabricating or<br>Trafficking Bills | 642                                | 378           | 0.8            | 0.3          |
| 其他        | Others  | 11773                              | 24025         | 14.4           | 20.5         |

## 18-29 公安机关受理的治安案件分类情况

## Classified Cases accepted of Public Order by Public Security Organs

| 单位: 起        |   | (case)  |   |   |   |
|--------------|---|---|---|---|---|
| 案件类别         | kind  | 1999  |   | 2000  |   |
|              |   | 受理<br>Number of<br>cases<br>Accepted to<br>be Treated | 查处<br>Number of<br>Investigated<br>and<br>Treated | 受理<br>Number of<br>cases<br>Accepted to<br>be Treated | 查处<br>Number of<br>Investigated<br>and<br>Treated |
| <b>总计</b>    | <b>Total</b>  | <b>106412</b>   | <b>103014</b>                                     | <b>131639</b>   | <b>120568</b>                                     |
| 扰乱工作、公共秩序    | Disturbing Work or Public Order   | 3902  | 3874  | 4933  | 4319  |
| 结伙斗殴、寻衅滋事    | Gang Fighting or Picking Quarrels<br>and Making Troubles  | 8545  | 8257  | 10825   | 10117   |
| 侮辱妇女及其他流氓活动  | Acting Indecently Towards Women   | 2110  | 2184  | 1862  | 1769  |
| 妨碍国家工作人员执行职务 | Obstructing the Government<br>Workers to Perform Their Duty   | 2948  | 2885  | 2978  | 2832  |
| 违反枪支管理规定     | Violating Regulations on<br>Management of Firearms  | 1603  | 1573  | 993   | 986   |
| 违反爆炸物品管理规定   | Violating Regulations on<br>Management of Explosives  | 1695  | 1677  | 2041  | 1997  |
| 殴打他人         | Beating Other Body  | 28260   | 26596   | 35732   | 30086   |
| 偷窃财物         | Robbing Other People of Their<br>Valuables  | 10698   | 9871  | 12502   | 10139   |
| 骗取、抢夺、敲诈勒索财物 | Defrauding, Snatching or Extorting<br>and Racketeering Valuables  | 2421  | 2374  | 2606  | 2396  |
| 哄抢公私财物       | Making Stirs and Then Robbing<br>Public or Private Valuables  | 251   | 249   | 297   | 300   |
| 故意损坏公私财物     | Intentionally Damaging Public or<br>Private Valuables   | 2366  | 2281  | 2308  | 2064  |
| 伪造倒卖票券、证件    | Forging and Fraudulently Selling<br>Bills or Certificates   | 286   | 286   | 284   | 298   |
| 利用迷信扰乱秩序或骗财  | Disturbing Public Order or Defr-<br>auding People of Their Valuables<br>by Making Use of Their Superstition | 289   | 279   | 420   | 326   |
| 卖淫、嫖娼        | Prostitution or Going Whoring   | 9788  | 9737  | 10645   | 10584   |
| 赌博           | Gambling  | 11682   | 11512   | 10673   | 10410   |
| 违反户口、居民身份证管理 | Violating Regulations on Manage-<br>ment of Residence or Identity Cards                                     | 4716  | 4697  | 12752   | 12715   |
| 其他           | Others  | 14852   | 14682   | 19788   | 19230   |

## 18-30 交通事故发生情况(2000年)

### Basic Statistics on Traffic Accidents (2000)

| 项 目<br>Item  | 合计<br>Total | 按事故发生程度分<br>by Degree of<br>Traffic Accidents |               |                | 按事故发生地区分<br>by Area of<br>Traffic Accidents |                |
|--|-------------|---|---------------|----------------|---|----------------|
|  |             | 特大<br>Extraor-<br>dinarily<br>Serious         | 重大<br>Serious | 一般<br>Ordinary | 城市<br>Urban                                 | 郊区、县<br>County |
| 发生(起)      Number of Traffic Accidents (case)        | 30889       | 123   | 3122          | 16815          | 14043                                       | 16846          |
| 死亡(人)      Number of Deaths (person)                 | 3916        | 304   | 3199          | 406            | 866   | 3050           |
| 受伤(人)      Number of Injuries (person)               | 24567       | 346   | 1584          | 15628          | 9897  | 14670          |
| 损失折款(万元)      Losses Coverted into Cash(10 000 yuan) | 9230        | 825   | 1818          | 6216           | 2653  | 6577           |
| 平均每起事故损失(元)      Average Loss per Accident (yuan)    | 2988        | 67035   | 5824          | 3697           | 1889  | 3904           |

注: 损失折款为直接损失(下同)。

a) Losses converted into cash refer to direct losses (the same as in the following tables).

## 18-31 各市交通事故发生情况

### Basic Statistics on Traffic Accidents by City

| 市<br>City               | 1999  |  |  |  | 2000  |  |  |   |
|-------------------------|---|--|--|--|---|--|--|---|
|                         | 事故发生数<br>(起)<br>Number of<br>Traffic<br>Accidents<br>(case) | 死亡人数<br>(人)<br>Number of<br>Deaths<br>(person) | 受伤人数<br>(人)<br>Number of<br>Injuries<br>(person) | 损失折款<br>(万元)<br>Losses<br>Coverted<br>into Cash<br>(10000<br>yuan) | 事故发生数<br>(起)<br>Number of<br>Traffic<br>Accidents<br>(case) | 死亡人数<br>(人)<br>Number of<br>Deaths<br>(person) | 受伤人数<br>(人)<br>Number of<br>Injuries<br>(person) | 损失折款<br>(万元)<br>Losses<br>Coverted<br>into Cash<br>(10 000<br>yuan) |
| <b>全 省 Total</b>        | <b>15495</b>  | <b>3876</b>                                    | <b>13626</b>                                     | <b>7947</b>  | <b>30889</b>  | <b>3916</b>                                    | <b>24567</b>                                     | <b>9230</b>   |
| 郑 州 市 Zhengzhou         | 3286  | 380  | 2939   | 1467   | 4286  | 418  | 3362   | 1637  |
| 开 封 市 Kaifeng           | 677   | 261  | 766  | 294  | 2386  | 212  | 2063   | 388   |
| 洛 阳 市 Luoyang           | 1030  | 290  | 597  | 554  | 3101  | 152  | 1734   | 833   |
| 平 顶 山 市 Pingdingshan    | 642   | 177  | 631  | 352  | 743   | 148  | 628  | 293   |
| 安 阳 市 Anyang            | 727   | 131  | 566  | 280  | 2796  | 237  | 1906   | 619   |
| 鹤 壁 市 Hebi              | 522   | 99   | 546  | 248  | 1279  | 93   | 796  | 193   |
| 新 乡 市 Xinxiang          | 698   | 134  | 482  | 284  | 887   | 137  | 580  | 330   |
| 焦 作 市 Jiaozuo           | 1388  | 275  | 1404   | 444  | 2642  | 265  | 2454   | 456   |
| 濮 阳 市 Puyang            | 590   | 170  | 599  | 256  | 2203  | 202  | 1786   | 400   |
| 许 昌 市 Xuchang           | 833   | 259  | 854  | 321  | 1904  | 320  | 2108   | 371   |
| 漯 河 市 Luohe             | 317   | 88   | 269  | 142  | 303   | 68   | 260  | 132   |
| 三 门 峡 市 Sanmenxia       | 376   | 107  | 225  | 248  | 323   | 114  | 213  | 165   |
| 南 阳 市 Nanyang           | 900   | 390  | 962  | 378  | 1449  | 309  | 1261   | 276   |
| 商 丘 市 Shangqiu          | 524   | 256  | 485  | 144  | 1303  | 296  | 1353   | 284   |
| 信 阳 市 Xinyang           | 747   | 226  | 596  | 391  | 820   | 245  | 682  | 234   |
| 周 口 市 Zhoukou           | 557   | 264  | 638  | 222  | 1084  | 238  | 1072   | 211   |
| 驻 马 店 市 Zhumadian       | 262   | 177  | 274  | 158  | 1485  | 283  | 1278   | 496   |
| 济 源 市 Jiyuan            | 465   | 64   | 454  | 170  | 651   | 59   | 639  | 166   |
| 高 速 支 队 High-speed Unit | 954   | 128  | 339  | 1594   | 1244  | 120  | 392  | 1746  |

## 18-32 火灾事故发生情况 (2000年)

## Basic Statistics on Fires (2000)

| 项 目          | Item                                     | 合计      |                                       |               |                |
|--------------|--|---------|---------------------------------------|---------------|----------------|
|              |  | Total   | 特大<br>Extraor-<br>dinarily<br>Serious | 重大<br>Serious | 一般<br>Ordinary |
| 发生 (起)       | Fires (case)                             | 10050   | 5                                     | 11            | 10034          |
| 死亡 (人)       | Deaths (person)                          | 521     | 393                                   | 19            | 109            |
| 受伤 (人)       | Injuries (person)                        | 253     | 16                                    | 5             | 232            |
| 损失折款 (万元)    | Losses Converted into Cash (10 000 yuan) | 6718.93 | 836.94                                | 392.66        | 5489.33        |
| 平均每起事故损失 (元) | Average Loss per Fire (yuan)             | 6686    | 1673882                               | 356960        | 5471           |

## 18-33 各市火灾事故发生情况

## Basic Statistics on Fires by City

| 市          | City         | 1999  |  |  |  | 2000  |  |  |  |
|------------|--------------|---|--|--|--|---|--|--|--|
|            |              | 事故发生数<br>(起)<br>Number of<br>Traffic<br>Accidents<br>(case) | 死亡人数<br>(人)<br>Number of<br>Deaths<br>(person) | 受伤人数<br>(人)<br>Number of<br>Injuries<br>(person) | 损失折款<br>(万元)<br>Losses<br>Converted<br>into Cash<br>(10 000<br>yuan) | 事故发生数<br>(起)<br>Number of<br>Traffic<br>Accidents<br>(case) | 死亡人数<br>(人)<br>Number of<br>Deaths<br>(person) | 受伤人数<br>(人)<br>Number of<br>Injuries<br>(person) | 损失折款<br>(万元)<br>Losses<br>Converted<br>into Cash<br>(10 000<br>yuan) |
| <b>全 省</b> | <b>Total</b> | <b>9223</b>   | <b>137</b>                                     | <b>233</b>                                       | <b>6468</b>  | <b>10050</b>  | <b>521</b>                                     | <b>253</b>                                       | <b>6719</b>  |
| 郑 州 市      | Zhengzhou    | 1560  | 11   | 30   | 806  | 1537  | 15   | 22   | 564  |
| 开 封 市      | Kaifeng      | 647   | 16   | 21   | 495  | 645   | 13   | 9  | 546  |
| 洛 阳 市      | Luoyang      | 699   | 10   | 12   | 330  | 698   | 320  | 15   | 481  |
| 平 顶 山 市    | Pingdingshan | 470   | 7  | 14   | 486  | 437   | 0  | 6  | 505  |
| 安 阳 市      | Anyang       | 683   | 13   | 11   | 399  | 618   | 4  | 14   | 272  |
| 鹤 壁 市      | Hebi         | 195   |  | 9  | 285  | 239   | 2  | 6  | 199  |
| 新 乡 市      | Xinxiang     | 644   | 18   | 7  | 177  | 822   | 10   | 5  | 409  |
| 焦 作 市      | Jiaozuo      | 468   | 5  | 18   | 229  | 441   | 81   | 16   | 337  |
| 濮 阳 市      | Puyang       | 247   | 5  | 19   | 165  | 394   | 5  | 11   | 172  |
| 许 昌 市      | Xuchang      | 753   | 3  | 5  | 448  | 657   | 3  | 7  | 352  |
| 漯 河 市      | Luohe        | 153   |  | 2  | 255  | 257   | 2  | 15   | 146  |
| 三 门 峡 市    | Sanmenxia    | 471   | 7  | 10   | 346  | 312   | 7  | 6  | 126  |
| 南 阳 市      | Nanyang      | 721   | 26   | 30   | 466  | 810   | 17   | 53   | 719  |
| 商 丘 市      | Shangqiu     | 438   | 6  | 1  | 665  | 323   | 3  | 12   | 398  |
| 信 阳 市      | Xinyang      | 395   | 5  | 24   | 390  | 403   | 8  | 17   | 504  |
| 周 口 市      | Zhoukou      | 361   | 2  | 12   | 299  | 268   | 15   | 11   | 487  |
| 驻 马 店 市    | Zhumadian    | 230   | 3  | 8  | 213  | 958   | 13   | 24   | 434  |
| 济 源 市      | Jiyuan       | 88  |  |  | 12   | 231   | 3  | 4  | 70   |

18-34 检察机关直接立案侦查案件情况 (2000年)

Basic Statistics on Law Case Direct Registered by Procuratorial Organ (2000)

| 案件分类<br>Case Item   | 受案<br>(件)<br>Cases<br>Accepted | 立案合计<br>Total Number of Cases Registered |               |  |                                      | 结案合计<br>Total number of cases settled |               |
|---|--------------------------------|--|---------------|--|--------------------------------------|---------------------------------------|---------------|
|   |                                | 件<br>(case)                              | 人<br>(person) | #大案<br>(件)<br>Large<br>Cases<br>(case) | #要案<br>(人)<br>Key<br>Cases<br>(case) | 件<br>(case)                           | 人<br>(person) |
|   |                                |  |               |  |                                      |                                       |               |
| <b>总计</b><br>Total  | <b>5614</b>                    | <b>3606</b>                              | <b>4087</b>   | <b>1140</b>                            | <b>131</b>                           | <b>3318</b>                           | <b>3734</b>   |
| <b>贪污贿赂案件小计</b><br>Sub-total of Cases on<br>Corruption and Bribery      | <b>3919</b>                    | <b>2563</b>                              | <b>2822</b>   | <b>967</b>                             | <b>119</b>                           | <b>2348</b>                           | <b>2576</b>   |
| 贪污<br>Corruption  | 2314                           | 1327                                     | 1502          | 414                                    | 34                                   | 1198                                  | 1355          |
| 贿赂<br>Bribery   | 769                            | 542                                      | 567           | 136                                    | 52                                   | 486                                   | 497           |
| 挪用公款<br>Misappropriation of Public Funds                                | 788                            | 666                                      | 718           | 393                                    | 30                                   | 641                                   | 694           |
| 集体私分<br>Collective Illegal Possession                                   | 30                             | 24                                       | 31            | 22                                     | 3                                    | 20                                    | 27            |
| 巨额财产来源不明<br>Unstated Source of Large Properties                         | 7                              | 4  | 4             | 2                                      |                                      | 3                                     | 3             |
| 其他<br>Others  | 11                             |  |               |  |                                      |                                       |               |
| <b>渎职案件小计</b><br>Sub-total of Cases on Abuse<br>and Dereliction of Duty | <b>1695</b>                    | <b>1043</b>                              | <b>1265</b>   | <b>173</b>                             | <b>12</b>                            | <b>970</b>                            | <b>1158</b>   |
| 滥用职权<br>Abuse of Power  | 302                            | 191                                      | 213           | 31                                     | 4                                    | 174                                   | 190           |
| 玩忽职守<br>Dereliction of Duty   | 348                            | 318                                      | 360           | 104                                    | 6                                    | 296                                   | 329           |
| 徇私舞弊<br>Fraudulent Practice   | 474                            | 228                                      | 249           | 18                                     | 1                                    | 218                                   | 235           |
| 其他<br>Others  | 571                            | 306                                      | 443           | 20                                     | 1                                    | 282                                   | 404           |

18-35 检察机关审查批准、决定逮捕犯罪嫌疑人  
和提起公诉被告人情况 (2000年)

Basic Statistics on Examined and Ratified, the Apprehension Decided of  
suspect and Accused Instituted Prosecution by Procuratorial Organ (2000)

| 案件分类<br>Item  | 批捕、决定逮捕合计<br>Total of Arrests |               | 决定起诉合计<br>Total of Public Prosecutions |               |
|---|-------------------------------|---------------|--|---------------|
|   | 件<br>(case)                   | 人<br>(person) | 件<br>(case)                            | 人<br>(person) |
| <b>总计</b><br>Total  | <b>30708</b>                  | <b>50136</b>  | <b>25385</b>                           | <b>37681</b>  |
| <b>公安、安全、监狱机关提请小计</b><br>Sub-total of Requests by Departments of<br>State and Public Security and Prisons | <b>29578</b>                  | <b>48871</b>  | <b>23776</b>                           | <b>35856</b>  |
| 危害国家安全案<br>Offences Against State Security  | 9                             | 11            | 8                                      | 12            |
| 危害公共安全案<br>Offences Against Public Security   | 2108                          | 2964          | 1709                                   | 2175          |
| 破坏社会主义市场经济秩序案<br>Offences Against Socialist Economic Order  | 1143                          | 2508          | 976                                    | 1552          |
| 侵犯公民人身、民主权利案<br>Offences Against Citizens' Personal and<br>Democratic Rights                              | 10512                         | 14195         | 7918                                   | 10076         |
| 侵犯财产案<br>Offences Against Properties  | 12286                         | 22342         | 10796                                  | 18021         |
| 妨害社会管理秩序案<br>Offences Against Social Management of Order  | 3511                          | 6826          | 2361                                   | 4002          |
| 危害国防利益案<br>Offences Against National Defense  | 9                             | 25            | 8                                      | 18            |
| <b>检察机关直接立案侦查案件小计</b><br>Sub-total of Cases Handled by Procuratorates                                     | <b>1130</b>                   | <b>1265</b>   | <b>1609</b>                            | <b>1825</b>   |
| 贪污贿赂案<br>Offences on Corruption and Bribery   | 1012                          | 1112          | 1355                                   | 1504          |
| 渎职案<br>Offences on Abuse and Dereliction of Duty  | 118                           | 153           | 254                                    | 321           |

## 18-36 检察机关处理申诉案件情况 (2000年)

Basic Statistics on Law Case of Petition Handled  
by Procuratorial Organ (2000)

单位: 件次

(case-time)

| 案件分类      | Item  | 受理<br>Cases<br>Accepted | 立案<br>复查<br>Cases<br>Registered<br>for Reinve-<br>stigation | 有复查<br>结果<br>Cases<br>Settled | #改变<br>原决定<br>Original<br>Decision<br>Changed |
|-----------|---|-------------------------|---|-------------------------------|---|
| <b>合计</b> | <b>Total</b>  | <b>5602</b>             | <b>1048</b>   | <b>612</b>                    | <b>109</b>                                    |
| 不服刑事拘留    | Appeals Against Criminal Detention                    | 114                     | 4   |                               |   |
| 不服不立案     | Appeals Against Rejection of the Case                 | 392                     | 164   | 88                            | 37  |
| 不服逮捕      | Appeals Against Arrest                                | 307                     | 45  | 33                            | 6   |
| 不服不批捕     | Appeals Against Rejection of Arrest                   | 605                     | 380   | 265                           | 10  |
| 不服撤案      | Appeals Against Withdrawal of the Case                | 94                      | 42  | 16                            | 2   |
| 不服原免于起诉   | Appeals Against Original Exemption of Lawsuit         | 144                     | 78  | 50                            | 13  |
| 不服刑事判决    | Appeals Against Judgment of Criminal Case             | 781                     | 137   | 67                            | 16  |
| 不服劳教      | Appeals Against Judgment of Reeducation Through Labor | 26                      |   |                               |   |
| 其他        | Other   | 3139                    | 198   | 93                            | 25  |

## 18-37 人民法院刑事一审案件收结案情况 (2000年)

## Basic Statistics on Criminal Case at First Trial by People's Court (2000)

单位: 件

(case)

| 项 目            | Item   | 收 案<br>Cases<br>Accepted | 结 案<br>Cases<br>Settled |
|----------------|--|--------------------------|-------------------------|
| <b>合计</b>      | <b>Total</b>   | <b>30437</b>             | <b>29555</b>            |
| 危害国家安全罪        | Offences Against State Security                              | 5                        | 5                       |
| 危害公共安全罪        | Offences Against Public Security                             | 1804                     | 1750                    |
| 破坏社会主义经济秩序罪    | Offences Against Socialist Economic Order                    | 1142                     | 1111                    |
| 侵犯公民人身权利、民主权利罪 | Offences Against Citizens' Personal and<br>Democratic Rights | 11531                    | 11140                   |
| 侵犯财产罪          | Offences Against Properties                                  | 11725                    | 11508                   |
| 妨害社会管理秩序罪      | Offences Against Social Management of Order                  | 2477                     | 2363                    |
| 妨害婚姻家庭罪        | Offences Against Marriages and Family                        | 251                      | 229                     |
| 渎职罪            | Offences on Dereliction of Duty                              | 159                      | 149                     |
| 其他             | Others   | 1343                     | 1300                    |



## 18-38 人民法院民事一审案件收结案情况 (2000年)

## Basic Statistics on Civil Case at First Trial by People's Court (2000)

单位: 件

(case)

| 项 目        | Item                         | 收 案<br>Cases<br>Accepted | 结 案<br>Cases<br>Settled | 结 案              |  |               |                   |               |
|------------|------------------------------|--------------------------|-------------------------|------------------|--|---------------|-------------------|---------------|
|            |                              |                          |                         | 调 解<br>Mediation | 维 持<br>Affirmation<br>of Original<br>Judgement | 驳 回<br>Reject | 撤 诉<br>Withdrawal | 其 他<br>Others |
| <b>合 计</b> | <b>Total</b>                 | <b>217597</b>            | <b>213911</b>           | <b>85566</b>     | <b>81741</b>                                   | <b>1908</b>   | <b>40315</b>      | <b>4381</b>   |
| 婚姻家庭       | Marriages and Family Affairs | 71122                    | 69689                   | 30892            | 25335  | 273           | 12733             | 456           |
| 继承         | Inheritance                  | 669                      | 652                     | 151              | 348  | 6             | 134               | 13            |
| 房屋         | Housing                      | 4601                     | 4573                    | 935              | 2534   | 75            | 977               | 52            |
| 土地等不动产     | Real Estates (Land etc)      | 3113                     | 3002                    | 628              | 1407   | 125           | 798               | 44            |
| 相邻关系       | Neighbourhood Affairs        | 1515                     | 1437                    | 361              | 724  | 29            | 309               | 14            |
| 赔偿         | Compensation                 | 25061                    | 24373                   | 5938             | 13604  | 300           | 4254              | 277           |
| 债          | Debts                        | 99905                    | 98615                   | 43630            | 32575  | 861           | 18603             | 2946          |
| 知识产权       | Intellectual Rights          | 48                       | 44                      | 9                | 17   |               | 18                |               |
| 人身权        | Personal Rights              | 1083                     | 1081                    | 180              | 549  | 35            | 298               | 19            |
| 特别程序       | Special Proceedings          | 346                      | 348                     |                  | 201  |               | 12                | 135           |
| 其他         | Others                       | 10134                    | 10097                   | 2842             | 4447   | 204           | 2179              | 425           |

注: 结案中含上年旧存。

a) Cases settled include cases turned over from the previous year.

## 18-39 人民法院经济纠纷一审案件收结案情况 (2000年)

Basic Statistics on Economical Dispute Case  
at First Trial by People's Court (2000)

单位: 件

(case)

| 项 目        | Item                      | 收 案<br>Cases<br>Accepted | 结 案<br>Cases<br>Settled | 结 案              |  |               |                   |               |
|------------|---------------------------|--------------------------|-------------------------|------------------|--|---------------|-------------------|---------------|
|            |                           |                          |                         | 调 解<br>Mediation | 维 持<br>Affirmation<br>of Original<br>Judgement | 驳 回<br>Reject | 撤 诉<br>Withdrawal | 其 他<br>Others |
| <b>合 计</b> | <b>Total</b>              | <b>92963</b>             | <b>92159</b>            | <b>31585</b>     | <b>37113</b>                                   | <b>1270</b>   | <b>18214</b>      | <b>3977</b>   |
| 经济合同       | Economic Contracts        | 86509                    | 85884                   | 29839            | 34427  | 1168          | 17066             | 3384          |
| 损害赔偿       | Compensation for Damages  | 277                      | 310                     | 32               | 204  | 16            | 47                | 11            |
| 经济权属       | Economic Rights           | 24                       | 24                      | 5                | 12   | 1             | 5                 | 1             |
| 企业破产       | Bankruptcy of Enterprises | 158                      | 135                     | 3                | 32   | 5             | 5                 | 90            |
| 铁路运输       | Railway Transport         | 67                       | 68                      | 24               | 27   | 2             | 14                | 1             |
| 航空运输       | Aviation Transport        | 2                        | 3                       |                  | 1  |               | 2                 |               |
| 公路运输       | Highway Transport         | 91                       | 88                      | 24               | 34   | 8             | 17                | 5             |
| 水路运输       | Waterway Transport        |                          |                         |                  |  |               |                   |               |
| 海事海商       | Maritime Affairs          |                          |                         |                  |  |               |                   |               |
| 其 他        | Other                     | 5835                     | 5647                    | 1658             | 2376   | 70            | 1058              | 485           |

18-40 人民法院行政一审案件收结案情况 (2000年)

Basic Statistics on Administrative Case at First Trial by People's Court (2000)

单位: 件 (case)

| 项 目<br>Item                        | 收 案<br>Cases Accepted | 结 案<br>Cases Settled | 结 案              |  |               |                   |             | 其他<br>Others |
|------------------------------------|-----------------------|----------------------|------------------|--|---------------|-------------------|-------------|--------------|
|                                    |                       |                      | 调 解<br>Mediation | 维 持<br>Affirmation<br>of Original<br>Judgement | 驳 回<br>Reject | 撤 诉<br>Withdrawal |             |              |
| <b>合 计</b><br>Total                | <b>14171</b>          | <b>14070</b>         | <b>2289</b>      | <b>1685</b>                                    | <b>2477</b>   | <b>5292</b>       | <b>2327</b> |              |
| 公安<br>Public Security              | 1642                  | 1625                 | 283              | 410  | 139           | 650               | 143         |              |
| 工商<br>Industry and Commerce        | 260                   | 246                  | 36               | 26   | 24            | 85                | 75          |              |
| 土地<br>Land                         | 3363                  | 3365                 | 712              | 495  | 632           | 1056              | 470         |              |
| 林业<br>Forest                       | 105                   | 103                  | 45               | 10   | 6             | 33                | 9           |              |
| 城建<br>City Construction            | 893                   | 900                  | 137              | 133  | 44            | 501               | 85          |              |
| 交通运输<br>Traffic and Transportation | 209                   | 203                  | 14               | 5  | 16            | 103               | 65          |              |
| 税务<br>Taxes                        | 352                   | 351                  | 39               | 17   | 13            | 139               | 143         |              |
| 其他<br>others                       | 7347                  | 7277                 | 1023             | 589  | 1603          | 2725              | 1337        |              |

18-41 自然资源保护情况

Basic Statistics on Natural Environmental Protection

| 分 类<br>Item  | 1985   | 1990   | 1995   | 1999   | 2000   |
|--|--------|--------|--------|--------|--------|
| <b>自然保护区情况</b><br>Basic Statistics on Natural Reserves                     |        |        |        |        |        |
| 自然保护区数 (个)<br>Number of Natural Reserves                                   | 15     | 21     | 23     | 19     | 19     |
| 自然保护区面积 (公顷)<br>Area of Natural Reserves                                   | 160867 | 131800 | 164635 | 226336 | 263136 |
| 自然保护区面积占辖区总面积比重 (%)<br>Percentage of Nature Reserves in the Region (%)     | 0.96   | 0.79   | 1.00   | 1.36   | 1.40   |
| 管理机构数 (个)<br>Number of Manage Institutions                                 | 11     | 18     | 20     | 19     | 19     |
| 管理人员数 (人)<br>Number of Manage Persons                                      | 140    | 1234   | 1411   | 1020   | 1521   |
| <b>野生动植物保护情况</b><br>Basic Statistics on Wildlife Reserves                  |        |        |        |        |        |
| 已建珍稀、濒危动物人工繁殖场数 (个)<br>Number of Farms To Breed Rare and Dying out Animals |        | 4      | 8      | 12     | 20     |
| 已建珍稀植物引种栽培场数 (个)<br>Number of Cultivating Farms of Rare Plants             |        | 5      | 10     | 7      | 7      |

## 18-42 环境保护系统科研、教育等工作情况

### Scientific Research and Education in Environmental Protection Agencies

| 项 目           | Item  | 1990 | 1995  | 1999 | 2000 |
|---------------|---|------|-------|------|------|
| 机构总数 (个)      | Number of Agencies (unit)                                       |      |       |      | 648  |
| 人员总数 (人)      | Number of Staff and Workers (person)                            |      |       |      | 8060 |
| # 科技人员        | Scientific and Technical Personnel                              |      |       |      | 582  |
| 监测人员          | Monitoring Personnel  |      |       |      | 3315 |
| 监理人员          | Supervising and Administrative Personnel                        |      |       |      | 4163 |
| 教育工作情况        | Education   |      |       |      |      |
| 举办各种培训班 (个)   | Number of Holding Training Classes (unit)                       | 237  | 285   |      | 14   |
| 培训班培训人次 (人次)  | Number of Persons Trained in Training Classes (person-time)     |      | 17232 |      | 3568 |
| 获奖科研成果数 (项)   | Number of Prizes Awarded Achievement in Scientific and Research | 5    | 22    | 6    | 19   |
| 群众来信、来访情况     | Message and Visited from Crowd                                  |      |       |      |      |
| 群众来信总数 (封)    | Number of Message from Crowd                                    | 1769 | 1699  | 7053 | 6766 |
| 当年已处理来信数 (封)  | Number of Messages Handled                                      |      | 1576  | 6896 | 6592 |
| 群众来访人次 (人次)   | Number of Visited from Crowd (person-time)                      | 7731 | 8830  | 7957 | 8432 |
| 当年已处理来访批次 (批) | Number of Visited from Crowd Handled (mass)                     |      | 2735  | 2269 | 2452 |

## 18-43 各市环境污染与破坏事故情况

### Pollution and Accidents by City

| 市          | City           | 环境污染与破坏事故次数 (次)                           | # 水污染           | # 大气污染        | 污染直接经济损失 (元)                    | 污染事故赔罚款总额 (元)                          |
|------------|----------------|---|-----------------|---------------|---------------------------------|--|
|            |                | Number of Pollution and Accidents (times) | Water Pollution | Air Pollution | Losses Covered into Cash (yuan) | Amount of Reparations and Fines (yuan) |
| <b>全 省</b> | <b>Total</b>   | <b>21</b>                                 | <b>9</b>        | <b>11</b>     | <b>210828</b>                   | <b>166328</b>                          |
| 郑 州        | 市 Zhengzhou    | 4   |                 | 4             | 58276                           | 65776                                  |
| 开 封        | 市 Kaifeng      |   |                 |               |                                 |  |
| 洛 阳        | 市 Luoyang      | 3   | 1               | 2             | 16000                           | 14000                                  |
| 平 顶 山      | 市 Pingdingshan |   |                 |               |                                 |  |
| 安 阳        | 市 Anyang       |   |                 |               |                                 |  |
| 鹤 壁        | 市 Hebi         | 2   | 1               | 1             | 6852                            | 6852                                   |
| 新 乡        | 市 Xinxiang     | 5   | 3               | 1             | 64700                           | 18700                                  |
| 焦 作        | 市 Jiaozuo      |   |                 |               |                                 |  |
| 濮 阳        | 市 Puyang       |   |                 |               |                                 |  |
| 许 昌        | 市 Xuchang      |   |                 |               |                                 |  |
| 漯 河        | 市 Luohe        |   |                 |               |                                 |  |
| 三 门 峡      | 市 Sanmenxia    |   |                 |               |                                 |  |
| 南 阳        | 市 Nanyang      |   |                 |               |                                 |  |
| 商 丘        | 市 Shangqiu     |   |                 |               |                                 |  |
| 信 阳        | 市 Xinyang      |   |                 |               |                                 |  |
| 周 口        | 市 Zhoukou      |   |                 |               |                                 |  |
| 驻 马 店      | 市 Zhumadian    | 2   | 1               | 1             | 8000                            | 4000                                   |
| 济 源        | 市 Jiyuan       | 5   | 3               | 2             | 57000                           | 57000                                  |

## 18-44 “三废” 排放及处理情况

## Discharge and Treatment of Waste Water, Waste Gas and Solid Wastes

| 项 目                  | Item   | 1985           | 1990            | 1995             | 1999             | 2000             |
|----------------------|--|----------------|-----------------|------------------|------------------|------------------|
| <b>工业废水排放量</b>       | <b>Total Volume of Industrial Waste</b>  |                |                 |                  |                  |                  |
| <b>(万吨)</b>          | <b>Water Discharged (10 000 tons)</b>  | <b>128056</b>  | <b>104934</b>   | <b>98364</b>     | <b>94544</b>     | <b>109210</b>    |
| 排放达标量 (万吨)           | Volume of Industrial Waste Water up to the Standards for Discharge (10 000 tons)   | 29520          | 45656           | 48288            | 67167            | 88297            |
| 工业废水排放达标率 (%)        | Percentage of Industrial Waste Water up to the Standards for Discharge (%)         | 23.1           | 43.5            | 49.1             | 71.0             | 80.9             |
| 废水治理设施数量 (套)         | Number of Facilities for Treatment of Waste Water (set)                            | 740            | 1811            | 2613             | 3345             | 3586             |
| 废水治理设备原价(万元)         | Original Values of Facilities for Treatment of Waste Water (10 000 yuan)           |                |                 |                  | 411424           | 481088           |
| 工业废水处理量 (万吨)         | Volume of Industrial Waste Water Treated (10 000tons)                              |                |                 |                  | 228042.29        | 271622.09        |
| <b>工业废气排放量</b>       | <b>Total Volume of Industrial Waste</b>  |                |                 |                  |                  |                  |
| <b>(亿标立方米)</b>       | <b>Gas Emission (100 million cu.m)</b>   |                |                 | <b>6091.80</b>   | <b>6910.53</b>   | <b>7436.36</b>   |
| 燃料燃烧过程中废气排放量 (亿标立方米) | Volume of Waste Gas from the Burning Process of Fuels                              |                |                 | 3999.90          | 4106.90          | 4407.74          |
| # 经过消烟除尘的            | Volume of Gas with Soot and Dust Removed   |                |                 | 3751.40          | 3597.93          | 4174.01          |
| 生产工艺过程中废气排放量 (亿标立方米) | Volume of Waste Gas from the Process of Production                                 | 4892.72        | 1063.55         | 2091.90          | 2803.63          | 3028.59          |
| # 经过净化处理的            | Volume of Gas Purified   | 4205.89        | 533.74          | 1235.60          | 2233.62          | 2382.76          |
| 废气中污染物排放量            | Volume of Contamination from Waste Gas   |                |                 |                  |                  |                  |
| 二氧化硫 (万吨)            | Volume of Sulphur Dioxide Emission (10 000 tons)                                   | 37.84          | 48.73           | 65.90            | 67.48            | 74.74            |
| 烟尘 (万吨)              | Volume of Soot Emission (10 000 tons)  | 62.35          | 58.96           | 69.10            | 65.36            | 69.06            |
| 工业废气处理率 (%)          | Percentage of Industrial Waste Gas Purified (%)                                    |                |                 | 81.9             | 84.4             | 88.2             |
| <b>工业粉尘排放量 (万吨)</b>  | <b>Volume of Industrial Dust Emission (10 000 tons)</b>                            | <b>75.69</b>   | <b>51.00</b>    | <b>40.20</b>     | <b>1002.99</b>   | <b>81.77</b>     |
| 工业粉尘去除量              | Volume of Industrial Dust Emission Treated   | 125.00         | 117.00          | 255.30           | 2451.15          | 292.79           |
| <b>工业固体废物产生量</b>     | <b>Volume of Industrial Solid Wastes Produced</b>                                  |                |                 |                  |                  |                  |
| <b>(万吨)</b>          | <b>(10 000 tons)</b>   | <b>1871.00</b> | <b>2039.00</b>  | <b>2792.00</b>   | <b>3465.74</b>   | <b>3624.99</b>   |
| # 综合利用量              | Volume of Industrial Solid Wastes Utilized   | 288.00         | 436.00          | 1253.00          | 1780.44          | 2015.89          |
| 综合利用率 (%)            | Percentage of Industrial Solid Wastes Utilized (%)                                 | 15.4           | 21.4            | 44.9             | 51.4             | 55.6             |
| <b>“三废” 综合利用</b>     | <b>Output Value of Products Made from Waste Gas,</b>                               |                |                 |                  |                  |                  |
| <b>产品产值 (万元)</b>     | <b>Waste Water and Solid Wastes (10 000 yuan)</b>                                  | <b>5708.00</b> | <b>23165.00</b> | <b>111491.00</b> | <b>165880.90</b> | <b>196527.00</b> |
| “三废” 综合利用利润 (万元)     | Profits Obtained from Use of Waste Gas, Waste Water and Solid Wastes (10 000 yuan) | 1376.00        | 6652.00         | 30932.00         | 15570.10         | 42882.10         |

## 18-45 污染治理情况

## Statistics on Treatment Pollution

| 项 目                 | Item  | 1999         | 2000         |
|---------------------|---|--------------|--------------|
| <b>治理污染项目本年投资</b>   | <b>Total of Source of Investment</b>                  |              |              |
| <b>来源合计 (万元)</b>    | <b>on Treatment Pollution (10 000 yuan)</b>           | <b>57365</b> | <b>80553</b> |
| 基本建设国家预算内资金         | State Budgetary Appropriation on Capital Construction | 5113         | 1147         |
| 更新改造国家预算内资金         | State Budgetary Appropriation on Innovation           | 7422         | 4677         |
| 综合利用利润留成资金          | Retained Profits                                      | 3708         | 4624         |
| 环境保护补助资金            | Subsidy Funds on Condition Protect                    | 782          | 1763         |
| 环保贷款                | Loans on Condition Protect                            | 2605         | 3750         |
| 其他资金                | Others  | 37735        | 64593        |
| <sup>#</sup> 利用外资   | Foreign Investment                                    | 2570         | 473          |
| <b>污染治理项目本年完成</b>   | <b>Total of Investment on Treatment</b>               |              |              |
| <b>投资合计 (万元)</b>    | <b>Pollution (10 000 yuan)</b>                        | <b>57365</b> | <b>80553</b> |
| 治理废水                | Treatment of Waste Water                              | 35984        | 34724        |
| 治理废气                | Treatment of Waste Gas                                | 17745        | 40138        |
| 治理固体废物              | Treatment of Solid Wastes                             | 716          | 3984         |
| 治理噪声                | Treatment of Noise Pollution                          | 265          | 190          |
| 其他                  | Others  | 2656         | 1517         |
| <b>当年安排治理项目 (个)</b> | <b>Treatment Item arranged the same Year (unit)</b>   | <b>697</b>   | <b>846</b>   |
| <b>当年竣工项目 (个)</b>   | <b>Item Completed the Same Year (unit)</b>            | <b>488</b>   | <b>716</b>   |
| <b>排污收费和污染赔款情况</b>  | <b>Charge of Pollution Discharged</b>                 |              |              |
|                     | <b>and Reparations of Pollution</b>                   |              |              |
| 排污收费情况              | Charge of Pollution Discharged                        |              |              |
| 交纳排污费单位 (个)         | Number of Units who Payed the Charge                  |              |              |
|                     | of Pollution Discharged                               | 27500        | 27500        |
| 排污费收入总额 (万元)        | Total Income of the Charge of Pollution Discharged    | 27184        | 28611        |
| 排污费使用总额 (万元)        | Total Use of the Charge of Pollution Discharged       | 26149        | 40577        |
| 污染赔款情况              | Reparations of Pollution                              |              |              |
| 污染事故次数 (次)          | Number of Accident of Pollution                       | 25           | 21           |
| 污染事故赔款总额 (万元)       | Total Reparations of Accident of Pollution            | 21           | 17           |

18-46 工业分行业废水排放及处理情况 (2000年)

Discharge and Treatment of Waste Water by Branch of Industry (2000)

单位: 万吨

(10 000 tons)

| 行 业<br>Branch  | 汇总工业<br>企业数<br>(个)<br>Number of<br>Industrial<br>Enterprises<br>(unit) | 工业废水<br>排放总量<br>Total<br>Volume of<br>Industrial<br>Waste<br>Water<br>Discharged | #工业废水<br>排放达标量<br>Volume of<br>Facilities<br>Industrial<br>Waste<br>Water<br>up to the<br>Discharged | 废水治<br>理设施数<br>(套)<br>Number of<br>Facilities<br>for<br>Treatment<br>of Waste<br>Water<br>(set) | 工业废水<br>处理量<br>Volume of<br>Industrial<br>Waste<br>Water<br>Treated | #工业废水<br>处理回用量<br>Volume of<br>Industrial<br>Waste<br>Water<br>Recovered<br>after<br>Treatment | 工业废水<br>处理排放<br>达标量<br>Volume of<br>Industrial<br>Waste Water<br>up to the<br>Standards<br>for<br>Discharge |
|--|--|--|--|---|---|--|---|
| <b>全 省<br/>Total</b>   | <b>3630</b>  | <b>101055.54</b>   | <b>88297.23</b>  | <b>3586</b>   | <b>271622.09</b>  | <b>199472.82</b>   | <b>66029.05</b>   |
| 采掘业<br>Mining and Quarrying  | 258  | 11503.38   | 10463.38   | 369   | 16518.58  | 9368.29  | 6951.73   |
| 食品、饮料和烟草制造业<br>Food, Beverage and Tobacco Industry   | 369  | 6310.40  | 5430.82  | 286   | 7549.37   | 3499.29  | 3766.43   |
| 纺织业<br>Textile Industry  | 197  | 4250.40  | 3910.86  | 156   | 2809.98   | 696.43   | 1952.90   |
| 皮革毛皮羽绒及其制品业<br>Leather, Furs, Down and Related Products  | 87   | 540.40   | 519.92   | 61  | 546.80  | 18.96  | 519.92  |
| 造纸及纸制品业<br>Papermaking & Paper Products  | 545  | 34947.40   | 28388.38   | 684   | 41442.68  | 9461.19  | 27735.50  |
| 印刷业记录媒介的复制<br>Printing & Record Medium Reproduction  | 16   | 37.98  | 30.57  | 2   | 5.60  | 0.00   | 5.60  |
| 石油加工及炼焦业<br>Petroleum Processing & Coking  | 23   | 1040.02  | 1032.89  | 22  | 1119.70   | 333.80   | 779.78  |
| 化学原料及化学制品制造业<br>Raw Chemical Materials and Chemical Products                                   | 330  | 11890.79   | 10695.55   | 575   | 122357.50   | 113422.62  | 8331.52   |
| 医药制造业<br>Medical and Pharmaceutical Products   | 102  | 2603.44  | 1963.83  | 79  | 1360.68   | 653.10   | 646.86  |
| 化学纤维制造业<br>Chemical Fiber  | 9  | 1934.92  | 1881.52  | 23  | 1304.49   | 13.74  | 1237.30   |
| 橡胶制品业<br>Rubber Products   | 30   | 414.36   | 314.38   | 23  | 613.72  | 383.92   | 228.59  |
| 塑料制品业<br>Plastic Products  | 23   | 193.67   | 190.73   | 11  | 190.02  | 102.52   | 87.29   |
| 非金属矿物制品业<br>Nonmetal Mineral Products  | 485  | 1683.99  | 1609.26  | 286   | 1956.44   | 1290.92  | 661.82  |
| 黑色金属冶炼及压延加工业<br>Smelting and Pressing of Ferrous Metals  | 56   | 4865.44  | 4854.37  | 119   | 21444.84  | 19703.38   | 1741.45   |
| 有色金属冶炼及压延加工业<br>Smelting and Pressing of Nonferrous Metals                                     | 57   | 799.40   | 778.08   | 65  | 7915.29   | 7560.84  | 354.36  |
| 金属制品业<br>Metal Products  | 73   | 194.91   | 191.23   | 50  | 106.66  | 8.67   | 96.20   |
| 机械、电气、电子设备制造业<br>Machine Building, Electric Machinery,<br>& Electronic Equipment Manufacturing | 370  | 3852.64  | 3507.86  | 334   | 3576.44   | 1594.17  | 1875.30   |
| 电力煤气及水生产供应业<br>Production & Supply of<br>Electric Power, Gas & Water                           | 116  | 10128.30   | 9783.40  | 224   | 39100.70  | 31114.93   | 7757.10   |
| 其他<br>Others   | 484  | 3863.70  | 2750.20  | 217   | 1702.60   | 246.05   | 1299.40   |

18-47 工业分行业工业固体废物产生及处理利用情况 (2000年)

| 行 业<br>Branch  | 汇总工业<br>企业数<br>(个)<br>Number of<br>Industrial<br>Enterprises<br>(unit) | 工业固体<br>废物产生量<br>(吨)<br>Volume of<br>Industrial<br>Solid Wastes<br>Produced<br>(ton) | 工业固体废物<br>综合利用量<br>(吨)<br>Volume of<br>Industrial<br>Solid<br>Wastes<br>Utilized (ton) | 工业固体<br>废物贮存量<br>(吨)<br>Volume of<br>Industrial<br>Solid<br>Wastes<br>Accumulated (ton) |
|--|--|--|--|---|
| <b>全 省<br/>Total</b>   | <b>3631</b>  | <b>3099.08</b>   | <b>2015.90</b>   | <b>1122.01</b>  |
| 采掘业<br>Mining and Quarrying  | 258  | 1037.78  | 446.77   | 715.31  |
| 食品、饮料和烟草制造业<br>Food, Beverage and Tobacco Industry   | 369  | 60.81  | 53.33  | 3.98  |
| 纺织业<br>Textile Industry  | 197  | 12.79  | 11.22  | 0.12  |
| 皮革毛皮羽绒及其制品业<br>Leather, Furs, Down and Related Products  | 87   | 1.11   | 1.10   |   |
| 造纸及纸制品业<br>Papermaking & Paper Products  | 545  | 62.31  | 61.22  |   |
| 印刷业记录媒介的复制<br>Printing & Record Medium Reproduction  | 16   | 0.17   | 0.15   |   |
| 石油加工及炼焦业<br>Petroleum Processing & Coking  | 23   | 6.74   | 5.78   | 0.00  |
| 化学原料及化学制品制造业<br>Raw Chemical Materials and Chemical Products                                   | 331  | 257.25   | 211.40   | 20.62   |
| 医药制造业<br>Medical and Pharmaceutical Products   | 102  | 11.62  | 10.43  | 0.00  |
| 化学纤维制造业<br>Chemical Fiber  | 9  | 3.20   | 3.15   | 0.00  |
| 橡胶制品业<br>Rubber Products   | 30   | 4.27   | 3.30   | 0.00  |
| 塑料制品业<br>Plastic Products  | 23   | 2.81   | 2.81   | 0.00  |
| 非金属矿物制品业<br>Nonmetal Mineral Products  | 485  | 80.91  | 94.18  | 6.08  |
| 黑色金属冶炼及压延加工业<br>Smelting and Pressing of Ferrous Metals  | 56   | 347.81   | 238.71   | 29.24   |
| 有色金属冶炼及压延加工业<br>Smelting and Pressing of Nonferrous Metals                                     | 57   | 216.43   | 116.31   | 84.53   |
| 金属制品业<br>Metal Products  | 73   | 1.56   | 1.54   | 0.00  |
| 机械、电气、电子设备制造业<br>Machine Building, Electric Machinery,<br>& Electronic Equipment Manufacturing | 370  | 33.17  | 17.68  | 11.74   |
| 电力煤气及水生产供应业<br>Production & Supply of<br>Electric Power, Gas & Water                           | 116  | 947.14   | 727.47   | 250.39  |
| 其他 Others  | 484  | 11.20  | 9.35   | 0.00  |

**Production, Treatment and Utilization of Industrial Solid Wastes  
by Branch of Industry (2000)**

| 工业固体<br>废物处置量<br>(吨)<br>Volume of<br>Industrial<br>Solid<br>Wastes<br>Treated (ton) | 工业固体<br>废物排放量<br>(吨)<br>Volume of<br>Industrial<br>Solid<br>Wastes<br>Discharged (ton) | 工业固体废物<br>历年贮存量<br>(吨)<br>Volume of<br>Industrial<br>Solid Wastes<br>Accumulated<br>Past year (ton) | 工业固体废<br>物占地面积<br>(平方米)<br>Areas<br>Occupied by<br>Industrial Solid<br>Wastes Acc-<br>umulated (sq.m) | “三废”综合<br>利用产品产值<br>(万元)<br>Output Value<br>of Products<br>Made from<br>Waste Gas, Waste<br>and Solid Wastes | “三废”综合<br>利用产品利润<br>(万元)<br>Profits<br>Obtained from<br>Use of Waste<br>Gas, Waste Water<br>and Solid Wastes |
|---|--|---|---|--|--|
| <b>468.58</b>   | <b>3.20</b>  | <b>26205.86</b>   | <b>2130.66</b>  | <b>196527.00</b>   | <b>42882.10</b>  |
| 199.30  | 1.37   | 16973.21  | 519.02  | 14775.00   | 935.00   |
| 3.29  | 0.23   | 144.16  | 4.20  | 6899.00  | 1494.40  |
| 1.41  | 0.03   | 0.02  | 0.02  | 273.30   | 28.90  |
| 0.01  |  |   | 0.00  | 154.70   | 30.60  |
| 0.48  | 0.61   |   | 0.02  | 26123.30   | 22413.20   |
|   | 0.03   |   | 0.00  | 1.00   |  |
| 0.96  |  | 0.00  | 0.03  | 3273.70  | -1893.40   |
| 25.35   | 0.24   | 228.51  | 75.14   | 19316.20   | 3660.00  |
| 1.13  | 0.05   | 0.02  | 0.26  | 2471.00  | 1350.50  |
| 0.05  |  |   | 0.00  |  |  |
| 0.91  | 0.05   |   | 0.01  | 2.50   | 0.50   |
| 0.00  |  |   | 0.00  | 105.80   | 2.00   |
| 6.59  | 0.09   | 13.51   | 0.25  | 83084.90   | 9957.80  |
| 83.43   | 0.01   | 675.48  | 68.37   | 18274.10   | 1436.30  |
| 15.71   | 0.03   | 1987.81   | 254.71  | 4886.00  | 1357.10  |
| 0.01  | 0.01   |   | 0.00  | 158.00   | 143.40   |
| 3.51  | 0.24   | 903.83  | 36.03   | 4505.90  | 432.50   |
| 124.69  | 0.10   | 5279.31   | 1172.59   | 11788.20   | 1408.60  |
| 1.75  | 0.11   |   | 0.01  | 434.40   | 124.70   |



## 18-48 工业分行业废气排放及处理情况 (2000年)

## Emission and Treatment of Waste Gas by Branch of Industry (2000)

(10 000 tons)

| 行 业<br>Branch  | 汇总工业<br>企业数   | 废气治理<br>设施数   | 工业废气<br>排放总量   | 燃料燃烧<br>过程中废<br>气排放量   | # 经过消<br>烟除尘的   | 生产工艺<br>过程中废<br>气排放量  | # 经过净<br>化处理的                |
|--|---|---|--|--|---|---|------------------------------|
|  | (个)<br>Number of<br>Industrial<br>Enterprises<br>(unit) | (套)<br>Number of<br>Facilities for<br>Treatment<br>of<br>Waste Gas<br>(set) | (亿标立方米)<br>Total<br>Volume of<br>Industrial<br>Waste Gas<br>Emission<br>(100 million cu.m) | Volume of<br>Waste Gas<br>from the<br>Burning<br>Process<br>of Fuels | Volume<br>of Gas<br>with Soot<br>and<br>Dust<br>Removed | Volume<br>of Waste<br>Gas from<br>the Process<br>of<br>Production | Volume<br>of Gas<br>Purified |
| <b>全 省<br/>Total</b>   | <b>3628</b>   | <b>8008</b>   | <b>7436.35</b>   | <b>4407.74</b>   | <b>4173.99</b>  | <b>3028.60</b>  | <b>2382.76</b>               |
| 采掘业<br>Mining and Quarrying  | 258   | 420   | 177.05   | 142.42   | 117.09  | 34.63   | 24.67                        |
| 食品、饮料和烟草制造业<br>Food, Beverage and Tobacco Industry   | 368   | 459   | 90.80  | 88.41  | 83.59   | 2.39  | 1.96                         |
| 纺织业<br>Textile Industry  | 197   | 275   | 43.30  | 42.98  | 40.81   | 0.32  | 0.32                         |
| 皮革毛皮羽绒及其制品业<br>Leather, Furs, Down and Related Products  | 87  | 65  | 4.00   | 4.00   | 3.72  |   |                              |
| 造纸及纸制品业<br>Papermaking & Paper Products  | 544   | 631   | 183.66   | 179.75   | 153.23  | 3.91  | 2.20                         |
| 印刷业记录媒介的复制<br>Printing & Record Medium Reproduction  | 16  | 9   | 0.61   | 0.57   | 0.50  | 0.04  |                              |
| 石油加工及炼焦业<br>Petroleum Processing & Coking  | 23  | 40  | 102.51   | 26.45  | 25.04   | 76.06   | 60.46                        |
| 化学原料及化学制品制造业<br>Raw Chemical Materials and Chemical Products                                   | 330   | 734   | 514.45   | 283.62   | 272.88  | 230.82  | 197.18                       |
| 医药制造业<br>Medical and Pharmaceutical Products   | 102   | 138   | 35.63  | 35.54  | 34.43   | 0.09  | 0.09                         |
| 化学纤维制造业<br>Chemical Fiber  | 9   | 42  | 342.13   | 23.36  | 23.36   | 318.78  | 67.21                        |
| 橡胶制品业<br>Rubber Products   | 30  | 43  | 13.86  | 13.66  | 13.64   | 0.20  | 0.19                         |
| 塑料制品业<br>Plastic Products  | 23  | 19  | 2.67   | 2.36   | 2.26  | 0.31  | 0.31                         |
| 非金属矿物制品业<br>Nonmetal Mineral Products  | 485   | 2706  | 1436.16  | 147.96   | 85.32   | 1288.20   | 1172.23                      |
| 黑色金属冶炼及压延加工业<br>Smelting and Pressing of Ferrous Metals  | 56  | 314   | 542.61   | 143.10   | 125.67  | 399.51  | 375.97                       |
| 有色金属冶炼及压延加工业<br>Smelting and Pressing of Nonferrous Metals                                     | 57  | 235   | 715.77   | 160.61   | 157.30  | 555.15  | 441.48                       |
| 金属制品业<br>Metal Products  | 73  | 67  | 3.68   | 3.58   | 3.19  | 0.11  | 0.10                         |
| 机械、电气、电子设备制造业<br>Machine Building, Electric Machinery,<br>& Electronic Equipment Manufacturing | 370   | 863   | 77.52  | 43.65  | 37.32   | 33.87   | 30.75                        |
| 电力煤气及水生产供应业<br>Production & Supply of<br>Electric Power, Gas & Water                           | 116   | 378   | 3100.58  | 3017.60  | 2952.24   | 82.99   | 7.39                         |
| 其他 Others  | 484   | 570   | 49.36  | 48.13  | 42.40   | 1.23  | 0.23                         |

18-49 各系统主要仪器设备情况(2000年持有测绘资格证单位)

Statistics on Major Instrument and Equipment  
by Departments Hold Certificate of Soundness

单位: 套

(set)

| 系 统<br>名 称 | Department                       | 经纬仪<br>Theo-<br>dolite | 水准仪<br>Water<br>Level | 测距仪<br>Range<br>Finder | 全站仪<br>Omnidirec-<br>tional<br>Instrument | GPS       | 图形<br>工作站<br>Graph<br>Working<br>Station | 全数字<br>监测系统<br>Digital<br>Monitor<br>System |
|------------|----------------------------------|------------------------|-----------------------|------------------------|---|-----------|--|---|
| <b>总 计</b> | <b>Total</b>                     | <b>1337</b>            | <b>877</b>            | <b>373</b>             | <b>144</b>                                | <b>85</b> | <b>39</b>                                | <b>25</b>                                   |
| 测绘系统       | Surveying and Mapping Department | 35                     | 44                    | 4                      | 27  | 12        | 24                                       | 19  |
| 地矿系统       | Geologic and Mining Department   | 183                    | 72                    | 36                     | 12  | 9         | 2  |   |
| 水电系统       | Water and Electricity Department | 289                    | 218                   | 85                     | 25  | 12        | 5  | 2   |
| 冶金系统       | Metallurgy Department            | 10                     | 3                     | 1                      |   | 1         |  |   |
| 有色金属系统     | Coloured Metal Department        | 100                    | 53                    | 15                     | 2   | 1         |  |   |
| 城建系统       | City Construction Department     | 350                    | 196                   | 110                    | 39  | 8         | 2  |   |
| 煤炭系统       | Coaling Department               | 154                    | 91                    | 41                     | 10  | 5         |  |   |
| 石油系统       | Petrol Department                | 25                     | 15                    | 18                     | 7   | 26        |  |   |
| 化工系统       | Chemical Industry Department     | 7                      | 5                     | 2                      | 1   | 1         |  |   |
| 核工系统       | Nucleus Industry Department      | 16                     | 9                     | 3                      |   | 1         |  |   |
| 交通系统       | Traffic Department               | 54                     | 70                    | 20                     | 8   | 5         | 2  |   |
| 国土系统       | Soil Department                  | 22                     | 30                    | 12                     | 2   |           |  |   |
| 科教系统       | Science and Education Department |                        |                       |                        |   |           | 2  | 2   |
| 地震系统       | Earthquake Department            | 9                      | 14                    | 2                      |   | 2         |  |   |
| 军测系统       | Armament Surveying Department    | 8                      | 3                     | 1                      |   |           | 2  | 2   |
| 铁道系统       | Railway Department               | 40                     | 38                    | 15                     | 10  | 2         |  |   |
| 其他         | Others                           | 35                     | 16                    | 8                      | 1   |           |  |   |

## 18-50 各系统测绘人员情况(2000年持有测绘资格证单位)

### Statistics on Surveying and Mapping Persons Engaged by Departments Hold Certificate of Soundness

单位:人

(person)

| 系统名称<br>System                           | 年底职工总数<br>Total of Staff<br>and Workers at<br>the end of the year | 测绘技术人员<br>Surveying<br>and Mapping<br>Technician |                 |   |             |
|--|---|--|-----------------|---|-------------|
|  |   | 高级工程师<br>Senior<br>Engineer                      | 工程师<br>Engineer | 助工和技术员<br>Assistant<br>Engineer and<br>Technician |             |
| <b>总计</b><br>Total                       | <b>5823</b>   | <b>4382</b>                                      | <b>606</b>      | <b>1450</b>                                       | <b>2326</b> |
| 测绘系统<br>Surveying and Mapping Department | 526   | 311  | 35              | 86  | 190         |
| 地矿系统<br>Geologic and Mining Department   | 714   | 459  | 42              | 162   | 255         |
| 水电系统<br>Water and Electricity Department | 1281  | 1035   | 134             | 336   | 565         |
| 冶金系统<br>Metallurgy Department            | 20  | 15   | 4               | 5   | 6           |
| 有色金属系统<br>Coloured Metal Department      | 290   | 149  | 14              | 54  | 81          |
| 城建系统<br>City Construction Department     | 1190  | 1061   | 112             | 303   | 646         |
| 煤炭系统<br>Coaling Department               | 697   | 422  | 73              | 145   | 204         |
| 石油系统<br>Petrol Department                | 120   | 106  | 12              | 25  | 69          |
| 化工系统<br>Chemical Industry Department     | 36  | 29   | 5               | 8   | 16          |
| 核工系统<br>Nucleus Industry Department      | 68  | 34   | 6               | 13  | 15          |
| 交通系统<br>Traffic Department               | 292   | 345  | 58              | 149   | 138         |
| 科教系统<br>Science and Education Department | 150   | 60   | 27              | 26  | 7           |
| 地震系统<br>Earthquake Department            | 62  | 52   | 17              | 21  | 14          |
| 军测系统<br>Armament Surveying Department    | 20  | 20   | 3               | 10  | 7           |
| 铁道系统<br>Railway Department               | 206   | 165  | 43              | 67  | 55          |
| 国土系统<br>Soil Department                  | 100   | 66   | 11              | 27  | 28          |
| 其他<br>Others                             | 51  | 53   | 10              | 13  | 30          |

## 18-51 技术监督基本情况

### Basic Statistics on Technical Control

| 指 标<br>Index   | 1999 | 2000 |
|--|------|------|
| 产品质量监督检验机构(个)<br>Institution of Supervising and Checking on Product Quality (unit) | 160  | 163  |
| 国家质检中心(个)<br>national Centers of Checking on Product Quality (unit)                | 13   | 13   |
| 省监督抽查产品(种)<br>Products Supervised and checked by Province (kind)                   | 1025 | 232  |
| 产品合格率(%)<br>Rate of Products Qualified (%)   | 80.9 | 85.8 |
| 行政执法人员(人)<br>Administration Tipstaff (person)                                      | 5406 | 5003 |
| 质量体系认证企业(个)<br>Enterprises of Quality System Attestation (unit)                    | 151  | 418  |
| 产品质量等级品率(%)<br>Rate of Product Quality Grade (%)                                   | 95.2 | 94.0 |
| 计量认证数(个)<br>Number of Measure Attestation (unit)                                   | 187  |      |

## 18-52 产品、商品质量监督检查情况 (2000年)

Results of Sampling Check on The Quality of Products  
and Commodities under Supervision(2000)

| 项 目<br>Item    | 产品质量<br>Product Quality   |  |  | 商品质量<br>Commodity Quality  |  |             |
|----------------|---|--|--|--|--|-------------|
|                | 监督检查<br>企业数<br>(个)<br>Number of<br>Enterprises<br>supervised<br>and Checked<br>(unit) | 有不合格产品<br>企业所占比例<br>(%)<br>Proportion of<br>Enterprises<br>with Products<br>unqualified<br>(%) | 批 次<br>合格率<br>(%)<br>Rate of<br>Batch-time<br>qualified<br>(%) | 检查商业<br>企业数<br>(个)<br>Number of<br>commercial<br>Enterprises<br>(unit) | 批 次<br>合格率<br>(%)<br>Rate of<br>Batch-time<br>Qualified<br>(%) |             |
| <b>全省总计</b>    | <b>Total</b>  | <b>21669</b>   | <b>20.2</b>  | <b>78.6</b>  | <b>21085</b>   | <b>70.1</b> |
| <b>农用产品</b>    | <b>Agricultural products</b>  | <b>888</b>   | <b>17.6</b>  | <b>86.4</b>  | <b>2383</b>  | <b>74.1</b> |
| 拖拉机            | Tractors  | 5  | 20.0   | 80.0   | 10   | 65.2        |
| 农业用运输车         | Traffic Vehicles Using in Agriculture   | 31   | 6.5  | 93.6   | 31   | 65.4        |
| 农用配件           | Fittings Using in Agriculture   | 289  | 26.0   | 85.2   | 410  | 63.5        |
| 农用化肥           | Chemical Fertilizers  | 211  | 17.1   | 84.5   | 883  | 80.4        |
| 化学农药           | Chemical Pesticides   | 19   | 10.5   | 91.7   | 579  | 79.6        |
| 饲料             | Forages   | 303  | 12.9   | 87.2   | 222  | 67.9        |
| 农用薄膜           | Agricultural Films  | 7  | 14.3   | 88.9   | 21   | 72.2        |
| 种子             | Seeds   |  |  |  | 166  | 80.8        |
| 其他             | Others  | 23   |  | 100.0  | 61   | 71.4        |
| <b>加工食品和饮料</b> | <b>Food and Beverage</b>  | <b>13328</b>   | <b>21.3</b>  | <b>76.3</b>  | <b>8925</b>  | <b>73.5</b> |
| 小麦粉、大米         | Wheat Powder and Rice   | 3229   | 25.7   | 73.8   | 962  | 69.4        |
| 肉制品            | Meat Products   | 45   | 22.2   | 88.7   | 13   | 71.0        |
| 食用盐            | Edible Salt   | 8  | 0.0  | 100.0  | 3  | 100.0       |
| 调味品            | Condiment   | 822  | 28.6   | 76.5   | 673  | 67.8        |
| 保健食品           | Health Protection Food  | 92   | 12.0   | 88.2   | 349  | 74.6        |
| 白酒             | Distilled Spirit  | 324  | 21.0   | 82.4   | 1657   | 75.0        |
| 啤酒             | Beer  | 46   | 4.4  | 96.9   | 1392   | 72.5        |
| 黄酒、果酒          | Yellow Wine and Ratafee   | 93   | 33.3   | 71.6   | 82   | 70.9        |
| 食用植物油          | Edible Vegetable Oil  | 1226   | 14.9   | 84.3   | 552  | 84.9        |
| 罐头             | Tin   | 304  | 34.2   | 69.5   | 92   | 62.5        |
| 糕点糖果           | Cake  | 3945   | 15.9   | 73.4   | 871  | 73.8        |
| 非酒精液体饮料        | Unalcohol Drink   | 977  | 27.3   | 74.7   | 410  | 65.4        |
| 冷冻饮品           | Freezing Drink  | 626  | 30.7   | 68.9   | 517  | 71.4        |
| 方便主食品          | Convenience staple Food   | 810  | 21.1   | 82.6   | 595  | 84.1        |
| 乳制品            | Dairy products  | 179  | 19.0   | 83.9   | 103  | 67.5        |
| 其他             | Others  | 602  | 11.6   | 87.6   | 654  | 74.7        |
| <b>家用电器</b>    | <b>Household Electric Appliances</b>  | <b>71</b>  | <b>32.4</b>  | <b>71.9</b>  | <b>507</b>   | <b>67.1</b> |
| 收录机、音响设备       | Radio and Cassette Players, Hi-Fi stereo<br>Component Systems                         |  |  |  | 60   | 53.3        |
| 电视机、录像机        | TV Sets, Videocorders   |  |  |  | 5  | 60.0        |
| 电风扇            | Electric Fans   | 9  | 0.0  | 100.0  | 67   | 78.3        |
| 吸油烟机           | Smoke Absorbers   |  |  |  | 7  | 30.8        |
| 空调器            | Air-conditions  |  |  |  | 24   | 88.5        |
| 厨房电器具          | Electric Cooking Utensils   |  |  |  | 23   | 79.1        |
| 电热器具           | Electric Heating Appliances   | 6  | 0.0  | 100.0  | 79   | 74.4        |
| 计算机            | Computers   |  |  |  | 22   | 64.3        |
| 电话机            | Telephones  |  |  |  | 28   | 55.2        |
| 其他             | Others  | 56   | 41.1   | 62.7   | 192  | 64.4        |
| <b>轻工产品</b>    | <b>Light Industry Products</b>  | <b>938</b>   | <b>18.8</b>  | <b>80.4</b>  | <b>2488</b>  | <b>70.9</b> |
| 纸              | Paper   | 17   | 47.1   | 60.0   | 20   | 80.0        |
| 纸制品            | Paper Products  | 109  | 19.3   | 81.8   | 58   | 66.3        |
| 玩具             | Toys  | 24   | 0.0  | 100.0  | 19   | 65.2        |
| 家具             | Furniture   | 232  | 21.1   | 74.7   | 134  | 39.1        |
| 眼镜(架、片)        | Spectacles(Glass&Frame)   | 124  | 9.7  | 89.5   | 273  | 61.8        |
| 灯泡, 灯管         | Electric Bulbs&Fluorescence Tubes   | 3  | 0.0  | 100.0  | 196  | 67.9        |
| 镇流器            | Ballast   | 2  | 0.0  | 100.0  | 12   | 83.3        |
| 电热燃气淋浴器        | Water Heaters   | 1  | 0.0  | 100.0  | 28   | 94.6        |
| 铝制品, 压力锅       | Aluminium Products and Pressure Hollowares  | 6  | 16.7   | 81.8   | 38   | 75.6        |
| 玻璃制品           | Glasses   | 1  | 0.0  | 100.0  | 20   | 73.1        |
| 日用五金           | Common Hardware   | 3  | 33.3   | 66.7   | 45   | 70.9        |
| 燃气灶具           | Gas-fired Cooker  | 7  | 14.3   | 88.9   | 227  | 61.9        |
| 金银首饰           | Bullion Headgear  |  |  |  | 23   | 61.3        |

18-52 续表1 continued

| 项 目   | Item  | 产品质量                                      |  |   | 商品质量               |                  |
|---|---|---|--|---|--------------------|------------------|
|   |   | Product Quality                           |  |   | Commodity Quality  |                  |
|   |   | 监督检查<br>企业数<br>(个)                        | 有不合格产品<br>企业所占比例<br>(%)                          | 批次<br>合格率<br>(%)                          | 检查商业<br>企业数<br>(个) | 批次<br>合格率<br>(%) |
| Number of<br>Enterprises<br>supervised<br>and Checked<br>(unit) | Proportion of<br>Enterprises<br>with Products<br>unqualified<br>(%) | Rate of<br>Batch-time<br>qualified<br>(%) | Number of<br>commercial<br>Enterprises<br>(unit) | Rate of<br>Batch-time<br>Qualified<br>(%) |                    |                  |
| 合成洗涤剂   | Synthetic Detergent   | 34  | 20.6   | 80.8                                      | 122                | 77.9             |
| 化妆品   | Cosmetic  | 14  | 14.3   | 91.3                                      | 973                | 77.3             |
| 橡胶, 塑料制品  | Latex and Expect Products   | 298                                       | 21.8   | 75.0                                      | 84                 | 62.6             |
| 其他  | Others  | 63  | 14.3   | 89.4                                      | 216                | 67.8             |
| <b>纺织、鞋类产品</b>  | <b>Textile and Shoes</b>  | <b>201</b>                                | <b>16.9</b>                                      | <b>82.4</b>                               | <b>712</b>         | <b>54.2</b>      |
| 布, 印染色织坯布   | Clothe  |   |  |   | 58                 | 58.6             |
| 服装  | Clothes   | 23  | 8.7  | 80.7                                      | 113                | 51.7             |
| 毛织品   | Wool Fabrics  | 1   | 0.0  | 100.0                                     | 41                 | 59.0             |
| 针织品   | knit Goods  |   |  |   | 24                 | 51.9             |
| 皮革及制品   | Leather Education   | 8   | 12.5   | 90.9                                      | 112                | 55.8             |
| 鞋   | Shoes   | 164                                       | 18.3   | 82.1                                      | 352                | 53.6             |
| 丝麻织品  | Silk and Fabrics  |   |  |   | 3                  | 0.0              |
| 其他  | Others  | 5   | 20.0   | 80.0                                      | 9                  | 71.4             |
| <b>化工产品</b>   | <b>Chemical Products</b>  | <b>380</b>                                | <b>26.1</b>                                      | <b>75.8</b>                               | <b>426</b>         | <b>66.9</b>      |
| 涂料, 油漆  | Paint   | 155                                       | 26.5   | 76.8                                      | 272                | 65.4             |
| 染料  | Coloring Matter   | 4   | 100.0  | 0.0                                       |                    |                  |
| 化学试剂  | Chemical Reagent  | 23  | 52.2   | 70.4                                      | 56                 | 64.1             |
| 其他  | Others  | 198                                       | 21.2   | 77.0                                      | 98                 | 74.3             |
| <b>建材产品</b>   | <b>Building Raw Materials</b>                                       | <b>2986</b>                               | <b>15.6</b>                                      | <b>85.0</b>                               | <b>1077</b>        | <b>57.0</b>      |
| 水泥  | Cement  | 407                                       | 3.4  | 97.0                                      | 329                | 60.5             |
| 水泥预制构件  | Cement Prefabricated Components                                     | 1114                                      | 8.8  | 90.4                                      | 142                | 52.0             |
| 砖, 瓦  | Brick and Tile  | 1155                                      | 23.6   | 77.0                                      | 107                | 68.3             |
| 油毡, 油纸  | Asphalt felts and Oilpaper  | 3   | 0.0  | 100.0                                     | 13                 | 55.6             |
| 平板玻璃  | Plate Glass   |   |  |   | 36                 | 39.3             |
| 水暖管件  | Waterpipe   | 43  | 32.6   | 81.6                                      | 211                | 65.6             |
| 卫生建筑陶瓷  | Sanitation Building China   | 119                                       | 33.6   | 75.2                                      | 51                 | 43.6             |
| 装饰材料  | Ornament Material   | 15  | 6.7  | 88.9                                      |                    |                  |
| 石棉制品  | Asbestos Products   | 18  | 44.4   | 61.5                                      |                    |                  |
| 人造板   | Man-made Plank  | 8   | 37.5   | 62.5                                      | 1                  | 100.0            |
| 其他  | Others  | 104                                       | 14.4   | 86.4                                      | 187                | 55.1             |
| <b>机电产品</b>   | <b>Mechanical and Electrical Products</b>                           | <b>594</b>                                | <b>13.0</b>                                      | <b>88.8</b>                               | <b>2164</b>        | <b>63.7</b>      |
| 轴承  | Bearings  | 1   | 0.0  | 100.0                                     | 92                 | 76.7             |
| 阀类, 泵   | Valves  | 52  | 13.5   | 93.2                                      | 179                | 73.3             |
| 电线, 电缆  | Electric Wire and Cable   | 201                                       | 17.4   | 83.3                                      | 893                | 54.0             |
| 电动工具  | Electric Tools  | 13  | 7.7  | 94.1                                      | 25                 | 67.6             |
| 工业专用设备  | Industry Specialisme Equipment                                      | 10  | 0.0  | 100.0                                     |                    |                  |
| 电仪器仪表   | Electrical Apparatus and Appearance                                 | 1   | 0.0  | 100.0                                     | 26                 | 61.3             |
| 低压电器及元件   | Low-voltage Electric Elements                                       | 64  | 10.9   | 90.5                                      | 313                | 56.0             |
| 消防器材  | Fir- fighting Equipment&Meterials                                   | 11  | 18.2   | 83.3                                      |                    |                  |
| 安全防范设备  | Sureness Conducts   | 3   | 0.0  | 100.0                                     |                    |                  |
| 电动机, 柴油机  | Motors & Diesel Engines   | 2   | 0.0  | 100.0                                     | 3                  | 64.3             |
| 汽车, 摩托车   | Cars and Motor cars   | 7   | 0.0  | 100.0                                     | 167                | 74.2             |
| 自行车   | Bicycles  | 4   | 0.0  | 100.0                                     | 86                 | 64.3             |
| 其他  | Others  | 225                                       | 11.1   | 90.0                                      | 380                | 81.6             |
| <b>冶金产品、金属制品</b>  | <b>Metallurgy and Metal Conducts</b>                                | <b>232</b>                                | <b>11.2</b>                                      | <b>89.8</b>                               | <b>324</b>         | <b>63.2</b>      |
| 线材  | Wire Rod  | 44  | 31.8   | 72.6                                      | 89                 | 88.0             |
| 型材  | Section Steel   | 16  | 12.5   | 93.6                                      | 110                | 55.3             |
| 其他  | Others  | 172                                       | 5.8  | 94.7                                      | 125                | 58.1             |
| <b>能源产品</b>   | <b>Resource Conducts</b>  | <b>1718</b>                               | <b>24.1</b>                                      | <b>77.2</b>                               | <b>1786</b>        | <b>74.9</b>      |
| 原煤  | original Coal   | 246                                       | 9.4  | 91.1                                      | 45                 | 65.3             |
| 焦炭  | Coke  |   |  |   | 30                 | 86.7             |
| 汽油、柴油   | Petrol and Diesel oil   | 786                                       | 20.7   | 81.1                                      | 1486               | 75.9             |
| 其他  | Others  | 686                                       | 33.2   | 67.6                                      | 225                | 67.9             |
| <b>医疗器械</b>   | <b>Medical Treatment Equipment</b>                                  | <b>1</b>                                  | <b>0.0</b>                                       | <b>100.0</b>                              | <b>120</b>         | <b>40.7</b>      |
| 普通医疗器械  | Common Medical Treatment Equipment                                  | 1   | 0.0  | 100.0                                     | 30                 | 11.1             |
| 输液器, 注射器  | Transfusing and Injecting Equipment                                 |   |  |   | 90                 | 48.9             |
| <b>其他</b>   | <b>Others</b>   | <b>332</b>                                | <b>19.3</b>                                      | <b>83.3</b>                               | <b>173</b>         | <b>63.6</b>      |

## 18-53 各市产品质量情况 (2000年)

## Quality of Products by City (2000)

单位: %

(%)

| 市<br>City            | 产品质量等级品率<br>Rates of Grade Products                      |  |  | 质量<br>损失率<br>Rate of<br>Loss Due<br>to Bad<br>Quality | 新产品<br>产值率<br>Rate of<br>Rate of<br>new<br>Products | 产品<br>销售率<br>Proportion<br>of Products<br>Sold |
|----------------------|--|--|--|---|---|--|
|                      | 优等品率<br>Rate of<br>Products with<br>Excellent<br>Quality | 一等品率<br>Rate of<br>Products with<br>First Grade<br>Quality | 合格品率<br>Rate of<br>Products<br>with<br>Qualified |   |   |  |
| <b>全 省 Total</b>     | <b>24.0</b>  | <b>40.1</b>  | <b>35.9</b>                                      | <b>0.47</b>   | <b>14.4</b>   | <b>97.5</b>                                    |
| 郑 州 市 Zhengzhou      | 17.8   | 40.6   | 41.6   | 0.24  | 5.6   | 97.6   |
| 开 封 市 Kaifeng        | 31.1   | 38.0   | 30.9   | 0.13  | 64.0  | 91.3   |
| 洛 阳 市 Luoyang        | 11.5   | 50.1   | 38.4   | 0.36  | 5.5   | 99.4   |
| 平 顶 山 市 Pingdingshan | 30.7   | 29.4   | 39.9   | 0.43  | 14.9  | 96.4   |
| 安 阳 市 Anyang         | 20.9   | 66.7   | 12.4   | 1.14  | 15.2  | 101.6  |
| 鹤 壁 市 Hebi           | 47.9   | 20.2   | 31.9   | 1.02  | 6.4   | 96.0   |
| 新 乡 市 Xinxiang       | 43.1   | 37.4   | 19.5   | 0.43  | 16.8  | 98.4   |
| 焦 作 市 Jiaozuo        | 14.3   | 53.1   | 32.6   |   | 9.1   | 97.6   |
| 濮 阳 市 Puyang         | 55.9   | 26.4   | 17.7   |   |   | 93.8   |
| 许 昌 市 Xuchang        | 2.2  | 67.1   | 30.7   | 0.27  | 28.0  | 99.4   |
| 漯 河 市 Luohe          | 53.6   | 30.1   | 16.3   | 0.14  | 16.1  | 98.6   |
| 三 门 峡 市 Sanmenxia    | 20.0   | 18.0   | 62.0   | 0.10  | 1.3   | 97.3   |
| 南 阳 市 Nanyang        | 16.3   | 26.9   | 56.8   | 0.46  | 23.8  | 92.8   |
| 商 丘 市 Shangqiu       | 4.1  | 2.7  | 93.2   | 1.42  |   | 102.5  |
| 信 阳 市 Xinyang        | 5.2  | 6.4  | 88.4   | 1.19  | 1.1   | 96.3   |
| 周 口 市 Zhoukou        | 2.0  | 92.1   | 5.9  | 0.32  | 7.0   | 91.9   |
| 驻 马 店 市 Zhumadian    | 20.5   | 48.0   | 31.5   | 0.38  | 30.8  | 92.7   |
| 济 源 市 Jiyuan         | 20.0   | 18.0   | 62.0   | 0.10  | 1.3   | 97.3   |

## 18-54 国家综合档案馆基本情况 (2000年底)

## Basic Statistics on the Archives (End of 2000)

| 分类<br>Item           | 机构数<br>(个)<br>Number of<br>Institutions<br>(unit) | 馆藏档案<br>(卷)<br>Archives<br>Stored<br>(volume) | 开放档案<br>(卷)<br>Opening<br>Archives<br>(volume) | 利用档案<br>(卷次)<br>Number of<br>Archives Used<br>(volume-time) | 馆藏资料<br>(册)<br>Number of<br>Material Stored<br>(volume) | 库房面积<br>(平方米)<br>Areas of<br>Storerooms<br>(sq.m) |
|----------------------|---|---|--|---|---|---|
| <b>总计 Total</b>      | <b>176</b>  | <b>4964889</b>                                | <b>772358</b>                                  | <b>206814</b>   | <b>2238713</b>  | <b>98695</b>                                      |
| 省级<br>Province Level | 1   | 188703  | 132696   | 2913  | 63959   | 7000  |
| 市级<br>City Level     | 19  | 1033123                                       | 176313   | 43365   | 511961  | 23167   |
| 县级<br>County Level   | 156   | 3743063                                       | 463349   | 160518  | 1662793   | 68528   |

## 18-55 行政事业单位主要财务指标 (2000年)

## Main Financial Indicators of administrative Units (2000)

| 单位:万元      |                                       | (10 000 yuan)                               |                          |                        |                           |  |
|------------|---------------------------------------|---|--------------------------|------------------------|---------------------------|--|
| 行 业        | Branch                                | 单位数<br>(个)<br>Numbers<br>of Units<br>(unit) | 经费支出<br>Outlay<br>Payout | #基本工资<br>Basic<br>Wage | 专款支出<br>Special<br>Payout | 年末固定   |
|            |                                       |   |                          |                        |                           | 资产原价<br>Original<br>Value of<br>Fixed Assets |
| <b>总 计</b> | <b>Total</b>                          | <b>32937</b>                                | <b>4274291</b>           | <b>1052896</b>         | <b>84931</b>              | <b>6263644</b>                               |
| 公共设施服务业    | Commonality Establishment Servings    | 564   | 74782                    | 21470                  | 16591                     | 87916  |
| 居民服务业      | Denizen Servings                      | 129   | 8002                     | 1048                   | 775                       | 10733  |
| 旅馆业        | Hotel Branch                          | 28  | 3196                     | 682                    | 293                       | 11119  |
| 租赁服务业      | Tenancy Servings                      |   |                          |                        |                           |  |
| 娱乐服务业      | Amusement Servings                    | 9   | 176                      | 65                     | 1                         | 436  |
| 信息、咨询服务    | Communication and Counseling Servings | 547   | 12884                    | 3650                   | 431                       | 9790   |
| 计算机应用服务业   | Computer Apply Servings               | 10  | 1200                     | 257                    | 3                         | 1895   |
| 卫生         | Public Health                         | 3685  | 862283                   | 142331                 | 8347                      | 786137                                       |
| 体育         | Sports                                | 61  | 8301                     | 1327                   | 53                        | 22258  |
| 社会福利保障业    | Social Welfare Ensure                 | 536   | 23896                    | 4457                   | 1111                      | 47126  |
| 教育         | Education                             | 8805  | 1172750                  | 411021                 | 38918                     | 2642269                                      |
| 文化艺术业      | Culture and Art                       | 1119  | 59714                    | 12360                  | 5628                      | 88639  |
| 广播电影电视业    | Broadcasting Films and Televisions    | 523   | 74560                    | 9021                   | 2155                      | 131803                                       |
| 科学研究业      | Science Research                      | 307   | 141576                   | 14177                  | 4301                      | 161832                                       |
| 综合技术服务业    | Colligation Technic Servings          | 905   | 103625                   | 17900                  | 3224                      | 92727  |
| 国家机关       | Nation Department                     | 12769                                       | 1608032                  | 387880                 | 3049                      | 2042126                                      |
| 政党机关       | Party Department                      | 1838  | 98855                    | 20734                  | 18                        | 104056                                       |
| 社会团体       | Social Groups                         | 1102  | 20459                    | 4516                   | 33                        | 22782  |

## 18-56 服务企业和企业化管理的事业单位主要财务指标 (2000年)

Main Financial Indicators of Service Enterprises  
and Institutions Managed like Enterprises (2000)

| 单位:万元      |                                       | (10 000 yuan)                              |                             |                                  |   |                                   |  |                             |   |
|------------|---------------------------------------|--|-----------------------------|----------------------------------|---|-----------------------------------|--|-----------------------------|---|
| 行 业        | Branch                                | 单位数<br>(个)<br>Number<br>of Units<br>(unit) | 资产<br>总计<br>Total<br>Assets | 负债<br>合计<br>Total<br>Liabilities | #长期<br>负债<br>Long-<br>term<br>Liabilities | 所有者<br>权益<br>Creditors'<br>Equity | 主营业务<br>收入<br>Income<br>of Main<br>Operation | 利润<br>总额<br>Total<br>Profit | 年末固定  |
|            |                                       |  |                             |                                  |   |                                   |  |                             | 资产原价<br>Original<br>Value of<br>Fixed Assets<br>at year-end |
| <b>总 计</b> | <b>Total</b>                          | <b>3917</b>                                | <b>2205873</b>              | <b>1218025</b>                   | <b>329254</b>                             | <b>987848</b>                     | <b>711197</b>                                | <b>2159</b>                 | <b>1215823</b>  |
| 公共设施服务业    | Commonality Establishment Servings    | 266  | 209209                      | 104494                           | 27871                                     | 104714                            | 58032  | -2855                       | 117863  |
| 居民服务业      | Denizen Servings                      | 531  | 30436                       | 16644                            | 1649                                      | 13792                             | 23730  | 495                         | 14182   |
| 旅馆业        | Hotel Branch                          | 1203                                       | 1106308                     | 714775                           | 213462                                    | 391533                            | 245370                                       | -36438                      | 751034  |
| 租赁服务业      | Tenancy Servings                      | 143  | 84688                       | 56476                            | 26103                                     | 28213                             | 12775  | -2355                       | 33902   |
| 娱乐服务业      | Amusement Servings                    | 115  | 32295                       | 23586                            | 2115                                      | 8709                              | 4028   | -1848                       | 16311   |
| 信息、咨询服务    | Communication and Counseling Servings | 792  | 120557                      | 43136                            | 10305                                     | 77422                             | 37645  | 198                         | 31384   |
| 计算机应用服务业   | Computer Apply Servings               | 197  | 26931                       | 13248                            | 1050                                      | 13682                             | 20331  | 325                         | 6466  |
| 卫生         | Public Health                         | 24   | 5016                        | 2573                             | 1065                                      | 2443                              | 1588   | -120                        | 4622  |
| 体育         | Sports                                | 6  | 4926                        | 1551                             |   | 3375                              | 209  | -294                        | 3799  |
| 社会福利保障业    | Social Welfare Ensure                 | 9  | 2042                        | 388                              | 42  | 1655                              | 112  | -2                          | 50  |
| 教育         | Education                             | 67   | 13460                       | 7565                             | 1222                                      | 5894                              | 3750   | 1054                        | 11348   |
| 文化艺术业      | Culture and Art                       | 82   | 219539                      | 62708                            | 7458                                      | 156831                            | 160160                                       | 29682                       | 63584   |
| 广播电影电视业    | Broadcasting Films and Televisions    | 112  | 69314                       | 30349                            | 14824                                     | 38965                             | 10208  | -1719                       | 45491   |
| 科学研究业      | Science Research                      | 15   | 5319                        | 2106                             | 44  | 3213                              | 10143  | -373                        | 2997  |
| 综合技术服务业    | Colligation Technic Servings          | 355  | 275833                      | 138426                           | 22044                                     | 137407                            | 123116                                       | 16409                       | 112790  |

## 主要统计指标解释

**等级运动员人数** 指经考核正式批准授予等级运动员称号的人数。运动员等级分为国际级运动健将、运动健将、一级运动员、二级运动员、三级运动员、少年运动员。

**等级裁判员人数** 指经考核正式批准授予等级裁判员称号的人数。裁判员等级分为国际裁判、国家级裁判、一级裁判、二级裁判、三级裁判。

**体育场** 指在400米跑道(中心含足球场)。有固定道牙,跑道6条以上,并有固定看台的室外田径场地。以看台容纳观众人数分:甲级25000人以上,乙级15000-25000人,丙级5000-15000人,丁级5000人以下。

**体育馆** 指有固定看台可供篮球、排球、羽毛球、乒乓球、体操等项目训练比赛活动的室内运动场地,以看台容纳观众人数分:甲级6000人以上,乙级4000-6000人,丙级2000-4000人,丁级2000人以下。

**医院** 指名称为医院,设有固定床位能收容病人住院并能为患者提供医疗、护理服务的医疗机构。包括县及县以上医院、农村乡(镇)卫生院、其他医院三部分。按所属性质分为卫生部门、工业及其他部门、集体单位三类。其中县及县以上医院按业务性质分为综合医院和专科医院。

**卫生技术人员** 指由卫生事业机构支付工资的全部固定职工和合同制职工中现任职务为卫生技术工作的专业人员。包括中医师、西医师、中西医结合高级医师、护师、中药师、西药师、检验师、其他技师、中医士、西医生、护士、助产士、中药剂士、西药剂士、检验士、其他技士、其他中医、护理员、中药剂员、西药剂员、检验员、其他初级卫生技术人员等。

**医生** 指经卫生部门审查合格,从事医疗工作的专业人员。分为中医医生和西医医生。包括卫生技术人员中的中医师、西医师、中西医结合高级医师、中医士、西医生和其他中医。

**社会福利事业单位** 指集中收养社会孤、老、残、幼的机构。包括由民政部门管理的社会福利院、儿童福利院、精神病人福利院和城镇集体办的福利院,以及农村集体办的敬老院。

**社会福利企业单位** 指以安置城镇有一定劳动能力的盲、聋、哑和肢体残疾人员就业为目的,享受国家减免税待遇的国有或集体企业,包括福利工厂、福利商业服务业、假肢厂和安置农场等单位。

**在职职工保险福利费** 指企业、事业、机关单位在工资以外实际支付给在职职工个人以及用于集体的劳动保险和福利费用。具体包括:医疗卫生费或公费医疗费用、职工死亡丧葬费及抚恤费、职工生活困难补助、文体体育宣传费、集体福利事业补贴费、集体福利设施费、计划生育补贴、冬季取暖补贴及其他费用。自1994年始,上下班交通费补贴、洗理卫生费,不再计入保险福利费中。

**非在职职工保险福利费** 指企业、事业、机关单位在工资以外实际支付给离休、退休、退职人员个人的各项保险福利费用。具体包括:离休金、退休金、退职生活费、医疗卫生费、交通费补贴、丧葬抚恤救济费、冬季取暖补贴及其他费用。从1994年始,护理费、生活补贴不再计入保险福利费中。

**律师工作者** 指在律师事务所工作,担任法律顾问、刑(民)事代理人、刑事辩护人,办理非诉讼事件、解答法律询问、代写法律事务文书等主要律师业务的专职法律工作者和兼职律师。

**公证人员** 指在国家公证机关依法办理公证事务的司法人员。包括公证员、助理公证员和在公证处工作的其他人员。

**办理公证文书** 指公证处年内办结的公证文书件数。公证文书系按司法部规定或批准的格式制作。包括国内公证和涉外公证两部分。其中国内公证分为经济合同公证和民事法律关系公证两大类。

**调解人员** 在人民调解委员会担负调解民间一般纠纷和轻微违法行为所引起的纠纷的工作人员。包括调解委员会的委员和调解小组的调解员。

**调解民间纠纷** 指调解委员会依照法律规定,根据自愿原则,用说服教育的方法调解民间发生的有关民事权利和义务的争执,促成当事双方达成协议和谅解,解决纠纷。包括婚姻家庭纠纷,财产权益纠纷等,不包括法院受理调解的民事案件数。

**受理劳动争议案件数** 指劳动争议仲裁委员会根据国家有关规定,对劳动争议当事人的申请予以审查,符合受理条件而正式立案、准备处理的劳动争议案件数。

**立案** 指检察机关对犯罪线索进行初步调查后,认为存在职务犯罪事实并需要追究刑事责任时,依法决定作为刑事案件进行侦查的诉讼活动,是追究犯罪的开始。

**大案** 贪污贿赂犯罪案件指贪污、贿赂数额在5万元以上,挪用公款在10万元以上,其他案件在50万元以上。渎职犯罪大案一般为直接经济损失5万元以上,死亡1人以上或重伤3人以上的案件。或虽然没有造成经济损失和伤亡,但犯罪情



节恶劣或造成严重后果的案件。

**要案** 指县处级以上干部的犯罪案件。

**决定逮捕** 指检察机关对直接受理、自行侦查的案件,认为需要逮捕犯罪嫌疑人时,依据法律作出的逮捕决定。

**批准逮捕** 指检察机关对公安机关、国家安全机关、监狱管理机关提出逮捕的犯罪嫌疑人进行审查,根据事实,依法作出逮捕决定。

**决定起诉** 指检察机关对公安机关、国家安全机关、监狱管理机关和检察机关内设机构反贪污贿赂部门移送起诉的刑事犯罪嫌疑人进行审查,根据事实,依法向人民法院提起公诉。

**废水排放总量** 统计范围为有供水系统(自来水和自备水)的单位;包括由公用自来水厂和社会单位自备水源供水的单位和居民全年排放的生产废水和生活污水总量。生产废水指企、事业单位在生产、科研过程中向外环境排放的所有排放口的废水量总和。生活污水指城镇居民区和企、事业单位职工集中居住区排放的污水量。

**工业废水排放量** 指经过企业厂区所有排放口排到企业外部的工业废水总量,包括外排的直接冷却水和矿区超标排放的有毒有害矿井地下水和与工业废水混排的厂区生活污水,但不包括外排的间接冷却水(清污不分流间接冷却水的应计算在内)。

**工业废水排放达标量** 指全面达到国家地方排放标准的外排工业废水量(包括经过处理和未经处理的),但不包括虽经处理仍未达到国家排放标准的工业废水。国家尚未正式颁布标准的,以地方制定的标准为准。

**工业废水处理量** 指报告期内经过各种水处理装置净化处理后的外排工业废水量(包括虽经处理仍未达到国家或地方标准的外排工业废水量),计算时,如遇有车间和厂排放口均有处理设施,并对同一废水分级处理时,不应重复计算废水处理量。

**废气排放总量** 指燃料燃烧和生产工艺过程中排放的各种废气总量,以标准状态下每年万标立方米表示。

**净化处理的废气量** 指生产工艺过程中排放的废气经过各种处理装置净化、处理的量。

**工业粉尘排放量** 指生产工艺过程中排放的固体微粒重量。

**工业粉尘去除量** 指经过各种回收处理装置去除的工业粉尘和尘泥量(包括干法和湿法),不包括电厂的烟尘。

**工业固体废物产生量** 指工矿企业、事业单位在生产(试验)过程中产生的工业固体废弃物总量,不包括矿山开采的剥离废石和掘进废石(煤矸石除外)。

**工业固体废物综合利用量** 指已用作农业肥料、造田、生产建筑材料,以及其他方式综合利用的工业固体废物量(不包括填埋和焚烧量)。利用量由原产固体废物的单位统计。

**工业固体废物综合利用率** 指当年已综合利用的工业固体废物量(包括利用往年的)与当年工业固体废物产生量(包括综合利用往年堆存量)之比,计算公式为:

工业固体废物综合利用率=已综合利用的工业固体废物量/(工业固体废物产生量+综合利用往年堆存量)×100%

**“三废”综合利用产品产值** 指企业利用“三废”作为主要原料生产和回收利用的产品产值。

**“三废”综合利用利润** 指企业利用“三废”作为主要原料生产和回收利用的产品出售后所得的利润额。

**企事业污染治理资金** 指企事业单位当年实际完成的各项治理资金。

## Explanatory Notes on Main Statistical Indicators

**Number of Athletes in Grades** refers to the number of athletes who have been given titles through examination. The titles of athletes include international masters of sports, masters of sports, first-grade, and second-grade and third-grade sportsmen and young athletes.

**Number of Referees in Grades** refers to the number of referees who have been given titles after examination. They are classified as international referees, national referees and referees of the first, second and third grades.

**Stadiums** refer to stadiums for track and field events with six lane 400-meter tracks around soccer fields, permanent track marks and permanent bleachers. Stadiums are classified according to seating capacity. They include: Class A stadiums seating 25000 people each. Class B stadiums seating 15000 to 25000 people each. Class C stadiums seating 5000 to 15000 people each, and Class D stadiums seating fewer than 5000 people.

**Gymnasiums** refer to indoor sports grounds with permanent seats in which basketball, volleyball, badminton, table tennis and gymnastics competitions can be held. Gymnasiums are classified according to seating capacity. They include Class A gymnasiums seating over 6000 people. Class B gymnasiums seating 4000 to 6000 people. Class C gymnasiums seating 2000 to 4000 people, and Class D gymnasiums seating fewer than 2000 people.

**Hospitals** refer to medical institutions with permanent hospital beds, which are able to take in patients and provide them with medical and nursing services. Hospitals are classified into three categories: hospitals at or above the county level, hospitals of rural townships, and other hospitals. According to their ownership, hospitals can be classified into three categories: hospitals under the public health departments, hospitals under industrial and other departments and collective-owned hospitals. Hospitals at or above county level are divided into comprehensive and specialized hospitals.

**Medical Technical Personnel** refers to all medical staff and workers employed by medical institutions, including doctors of Chinese and Western medicine, senior doctors who integrate traditional Chinese therapeutics with Western therapeutics in practice, senior nurses, pharmacists of Chinese and Western medicine, laboratory specialists, other specialists, paramedics of Chinese and Western medicine, nurses, midwives, druggists in Chinese and Western medicine, laboratory technicians, other technicians, other practitioners of Chinese medicine, nursing attendants, pharmacological workers of Chinese and Western medicine, laboratory workers, and other primary medical personnel.

**Doctors** refer to qualified professional medical workers approved to practice by public health departments. They are classified into doctors of Chinese medicine, doctors of Western medicine, senior doctors who integrate traditional Chinese therapeutics with Western therapeutics in practice, paramedics of Chinese medicine and Western medicine, and other specialists of Chinese medicine.

**Social Welfare Institutions** refer to institutions taking care of old people without children, handicapped people and orphans. They include social welfare institutions run by civil affairs departments, children welfare institutions, and social welfare institutions for mental patients, and collective-owned old people's homes in rural areas.

**Number of People Taken in by Social Welfare Institutions** refers to the number of old people, children, totally dependent handicapped people and mental patients taken in by social welfare institutions run by civil affairs departments and those run by collective units in urban and rural areas.

**Social Welfare Enterprises** are collective owned enterprises which employ the blind, deaf-mute, and other handicapped people who are able to work in cities and towns and enjoy exemption from state taxes, including welfare plants, welfare commercial services, artificial limb plants and farms, etc.

**Rural Households with Livelihood Guaranteed in Five Aspects** refer to the households in which there are old people without child, orphans and handicapped people who are unable to work and without financial resources in rural areas. They are taken care of by the collective units and their food, clothing, housing, medical care, funeral expenses (or schooling for orphans) are guaranteed to be provided for.

**Households in the Poor Household Support Program** refer to the households of martyrs and disabled servicemen, and poor households, who are able to work but in poor conditions, receiving government or collective relief funds. In this way, the households

can get to work and make themselves break away from poverty.

**Lawyers** are legal workers who are employed full time by legal counseling firms to act as legal advisers, agents in criminal or civil lawsuits, or defenders in criminal lawsuits, or to handle non-litigious legal affairs, to advise on matters of law or to write legal papers for others. Both full-time and part time lawyers are included.

**Notary Personnel** refers to judicial workers of the state notary offices handling notarization work according to law. They include notaries, assistant notaries, and other people working for notary offices.

**Notarized Documents** refer to the documents settled by notary offices in a year. The notary documents are drawn up in accordance with the regulations of the Ministry of Justice, including domestic documents and foreign-related documents. Domestic documents are divided into two major categories, documents on economic contracts and documents on civil legal relations.

**Mediators** refer to workers on people's mediation committees responsible for mediating in civil disputes and cases of slight infraction of the law. They include members of the mediation committees and mediators of mediation groups.

**Mediation of Civil Disputes** refers to mediation committees-work in mediating in civil disputes concerning civil rights and duties through persuasion and education in accordance with the provisions of law on a voluntary basis, so as to solve disputes by helping the parties involved come to an agreement and understanding. These disputes include divorce cases and disputes over property ownership, but exclude the civil cases to be handled by the court.

**Number of Labour Dispute Cases Accepted** refers to the number of cases of labour dispute submitted that, after being reviewed by the labour dispute arbitration committees in line with the relevant state regulations, are accepted and registered for treatment.

**Acceptance of Case** refers to the decision made by the procurator's office to confirm the act of crime after initial investigation and to start legal proceedings of the case as criminal case.

**Large Case** In case of corruption and bribery, it refers to the case involves a bribery of over 50,000 yuan, or a misappropriation of over 100,000, or other cases involving 500,000 yuan. In case of offence on dereliction of duty, it refers to the case that causes an economic loss of over 50,000, loss of one life, or severe injury of 3 persons; or a case that displays extremely disgusting behavior of the offender or results in grave aftermath.

**Key Case** refers to a case committed by government officials with a ranking of division director or county administrator.

**Decision on Arrest** refers to decision made by procurator's office, in accordance with laws, to arrest the suspect's) in the cases that are accepted and to be investigated by procurator's office.

**Approval for Arrest** refers to the decision made by procurator's office, in accordance with laws and relevant facts, to approve the arrest of the suspect's that is proposed by the public security departments, state security departments or authority of prisons.

**Decision on Prosecution** refers to the decision made by procurator's office, in accordance with laws and relevant facts, to institute proceedings to the people's court against the suspect's) of criminal cases handed over by the public security departments, state security departments or authority of prisons, or by the anti-corruption departments within the procurator's office.

**Retired or Resigned Personnel** refers to the persons who have formally gone through the formalities for their retirement or quitting work and enjoy the corresponding treatments.

**Insurance and Welfare Funds** refers to labour insurance and welfare fund paid by enterprises, organizations and institutions to their staff and workers as well as retired and resigned persons in addition to their wages and salaries.

(1)Insurance and Welfare Funds for Staff and Workers include:

**Medical Care Allowance:** It refers to the cost of medical care of staff and workers and their dependent family members who are covered by the Medicare system of enterprises, traveling expenses of injured employees to hospital and their per diem subsidies during hospitalization, cost of medical care of employees who are covered by the medicare system of institutions and organizations, as well as cost of medicine of employees of enterprises and institutions who are not covered by the medicare system.

**Expenses for Recreational, Sports and Publicity Activities:** They refer to actual payment made by enterprises and institutions in recreational, sports and publicity activities, excluding training cost.

**Subsidies to Collective Welfare Undertakings:** They refer to subsidies to the operation of welfare undertakings that can not fully cover their cost, such as public bath rooms, barbershops, laundries, nurseries and kindergartens.

**Expenses for Collective Welfare Facilities:** They refer to expenses for collective welfare facilities that are spent in line with state

regulations, such as the purchase and repair of cooking utensils for canteens, and repair of living quarters of staff and workers, but excluding the expenses for welfare projects that are constructed with self-raised funds.

Others: They refer to their insurance and welfare funds paid to staff and workers.

#### (2) Insurance and Welfare Funds for Retired and Resigned Staff and Workers

Pensions for retired veteran cadres: They refer to pensions, other subsidies, and additional allowances paid to retired in line with relevant government documents.

Pensions for Retirement: They refer to living allowance, other subsidies and additional allowances paid to retired staff and workers in line with the relevant government documents.

Resignation Allowances for Living Expenses: They refer to living allowance, and additional allowances subsidies paid to resigned staff and workers in line with relevant government instructions.

Others: They refer to other expenses, including moving and settlement allowance, allowance for difficult families, book and newspaper allowance, subsidy for non staple foods, housing subsidy, water and electricity subsidy, special allowance for staff and workers of national minorities, travelling cost for senior retired staff, etc.

**Volume of Industrial Waste Water Discharged** refers to the volume of industrial waste water discharged, through all outlets, to the outside of industrial enterprises, including waste water produced, direct-cooling water, underground water from mines that does not meet the standard of discharge, and the domestic sewage mixed up with industrial waste water when discharged, but excluding discharged indirect-cooling water.

**Volume of Waste Water up to the Standard for Discharge** refers to the volume of discharged industrial wastewater that, with or without treatment, has come up to the national or local standards for discharge.

**Volume of Treated Industrial Waste Water** refers to the volume of industrial waste water after being treated and purified through various water treatment facilities in the reference period, including the volume discharged or recovered after being treated. The volume of wastewater that fails to meet the national or local standards after treatment is also included. If there are treatment facilities both at the outlets of workshops and at the outlets of the factory, and the same volume of wastewater has been treated twice, duplication should be avoided in the calculation of the volume of treated industrial wastewater.

**Volume of Waste Industrial Gas Emission** refers to waste gas emitted from burning of fuels and from production process in the area of the factory, and is measured by 10000 standard cubic meters each year under normal condition.

**Volume of Industrial Sulphur Dioxide Discharged** refers to the volume of sulphur dioxide discharged to the air in the process of fuel burning or in the production process.

**Volume of Industrial Soot Discharged** refers to the volume of solid soot in the smoke discharged in the process of fuel burning in the area of the factory.

**Industrial Dust Discharged** refers to the total weight of solid dust discharged by industrial enterprises in the production process, such as dust of refractory materials from iron plants, dust from coke-screening system or from sintering machines of coking plants, dust from lime kilns, cement dust from building material enterprises, etc., but excluding smoke and dust discharged by power plants.

**Volume of Industrial Solid Wastes Produced** refers to the total volume of solid, semi-solid or high concentration liquid residue produced by industrial enterprises in their production process, including dangerous wastes, residues from melting, slag, powdered coal ash, gangue, chemical residues, tailings, radioactive residues and other residues, but excluding stripped or dug stones in mining (except gangue and acid or alkali stones which are stones washed or soaked by water with a pH value smaller than 4 or larger than 10.5)

**Dangerous Wastes** refers to the wastes which are listed by the government as the dangerous wastes or the wastes which are explosive, inflammable, oxidizable, poisonous, corrosive or liable to cause infectious diseases or have other dangerous characteristics specified in accordance with the standards or methods stipulated by the government for identifying the dangerous wastes.

**Volume of Industrial Solid Wastes Utilized in a Comprehensive Way** refers to the volume of solid wastes from which useful materials can be extracted or which can be changed to be utilizable resources, energy or other materials, including the volume of industrial solid wastes stored up in the previous years and utilized in the current year, such as the solid wastes utilized as fertilizers, building materials, for making roads or for other purpose. Statistical data on utilization of industrial solid wastes are collected by

solid wastes producing units.

**Volume of Industrial Stored up Solid Wastes** refers to the volume of industrial solid wastes temporarily stored up or piled with special facilities or piled in the special sites for the purpose of utilization or treatment in future. The special facilities or special sites for storing up solid wastes should have the measures against spreading or being washed away to other places, permeating the soil or causing air pollution or water contamination.

**Volume of Industrial Solid Wastes Treated** refers to solid wastes disposed of in a non-recoverable place that meet the requirement of environmental protection, such as burying (The dangerous wastes should be buried safely), burning, piling in designated sites, pouring water into the deep strata, filling of old mines, etc. (including treatment of solid wastes piled up in the previous years).

**Volume of Industrial Solid Wastes Discharged** refers to the volume of industrial solid wastes produced and discharged at the places outside the special facilities or special sites for preventing against pollution, excluding stripped or dug stones in mining (except gangue and acid or alkali waste stones).


**Output Value of Products Made from Utilization of Waste Gas, Waste Water and Industrial Solid Wastes** refers to the value of products (calculated at current prices) made by industrial enterprises using recovered waste water, waste gas or solid wastes as main raw materials. Only the value of the products, which have been sold or are ready to be sold should be included. The value of the products, which will be used in the production of the enterprises, should not be included.

**Profit Obtained from Utilization of Waste Gas, Waste Water and Industrial Solid Wastes** refers to profit obtained from selling or own-consumption of products made by industrial enterprises using recovered waste water, waste gas or solid wastes as main raw materials.

**Accidents of Environment Pollution and Destruction** refer to sudden accidents, due to economic and social behavior or activities in contrast with environment protection legislation, unexpected factors or irresistible natural disasters, that cause the pollution of environment, the destruction of natural protection zones, wild plants and animals, the danger to the health of people, and the loss in the property of the society and people.

19-1 国有土地供应及收益情况

Right of Use Sealed and Transferred on State-Owned Land



| Item   | 1998  | 1999  | 2000   |
|--|-------|-------|--------|
| Number of Blocks (block)                                       | 7165  | 4034  | 2574   |
| Area of Totally Leased Land (10 000 sq.m)                      | 1851  | 1541  | 1467   |
| Total Revenue from Leasing of the Use Right (10 000 yuan)      | 76637 | 60595 | 127693 |
| Administrative Allocation of the Use Right of State-owned Land |       |       |        |
| Number of Blocks (block)                                       | 6285  | 1839  | 2462   |
| Area of Totally Leased Land (10 000 sq.m)                      | 4487  | 1429  | 1765   |

# 要素市场

## Factor Markets

19-2 各市国有土地供应及收益情况 (2000年)

Statistics of Accommodate and Income for State-owned Land by City(2000)

| 市 City            | 实际出让的土地数量 (公顷) Total Land Area Transferred (hectare) | 划拨 Administrative Allocation of the Use Right of the Use Right |   |                               | 出让 Rest of the Use Right of State-owned Land |   |                               | 出让 Lease of the Use Right of State-owned Land |   |                               | 其他供应方式 Other Way of the Use Right of State-owned Land |   |                               |
|-------------------|--|--|---|-------------------------------|--|---|-------------------------------|---|---|-------------------------------|---|---|-------------------------------|
|                   |  | 地块数 (宗数) Number of Blocks (block)                              | 面积 (公顷) Area of Totally Leased Land (hectare) | 收入 (万元) Revenue (10 000 yuan) | 地块数 (宗数) Number of Blocks (block)            | 面积 (公顷) Area of Totally Leased Land (hectare) | 收入 (万元) Revenue (10 000 yuan) | 地块数 (宗数) Number of Blocks (block)             | 面积 (公顷) Area of Totally Leased Land (hectare) | 收入 (万元) Revenue (10 000 yuan) | 地块数 (宗数) Number of Blocks (block)                     | 面积 (公顷) Area of Totally Leased Land (hectare) | 收入 (万元) Revenue (10 000 yuan) |
| 全省 Total          | 5531   | 2453   | 1765  | 4836                          | 1996   | 2493  | 2595                          | 1867  | 127653  | 136                           | 363   | 8750  |                               |
| 郑州市 Zhengzhou     | 1432   | 39   | 131   | 368                           | 240  | 737   | 269                           | 994   | 51068   | 16                            | 203   | 6931  |                               |
| 开封市 Kaifeng       | 57   | 25   | 77  | 2                             | 1  | 1   | 79                            | 33  | 2351  | 4                             | 1   | 32  |                               |
| 洛阳市 Luoyang       | 224  | 1491   | 110   | 1645                          | 25   | 40  | 146                           | 86  | 5340  | 1                             | 3   | 1   |                               |
| 平顶山市 Pingdingshan | 347  | 35   | 26  | 45                            | 110  | 243   | 42                            | 17  | 2181  |                               |   |   |                               |
| 安阳市 Anyang        | 234  | 32   | 81  | 316                           | 41   | 129   | 70                            | 55  | 2439  | 51                            | 57  | 482   |                               |
| 鹤壁市 Hebi          | 728  | 10   | 697   |                               |  |   | 21                            | 28  | 9340  | 3                             | 3   | 45  |                               |
| 新乡市 Xinxiang      | 290  | 22   | 139   | 6                             | 16   | 11  | 60                            | 95  | 7332  |                               |   |   |                               |
| 焦作市 Jiaozuo       | 185  | 12   | 88  | 21                            | 74   | 773   | 23                            | 23  | 481   | 2                             | 1   | 353   |                               |
| 濮阳市 Puyang        | 25   | 8  | 11  |                               |  |   | 69                            | 14  | 1343  |                               |   |   |                               |
| 许昌市 Xuchang       | 132  | 46   | 113   | 381                           | 186  | 313   | 28                            | 33  | 906   |                               |   |   |                               |
| 漯河市 Luohe         | 52   | 16   | 12  | 12                            | 7  | 8   | 67                            | 39  | 1122  |                               |   |   |                               |
| 三门峡市 Sanmenxia    | 101  | 101  | 12  |                               |  |   | 45                            | 25  | 1023  |                               |   |   |                               |
| 南阳市 Nanyang       | 1161   | 34   | 81  | 2316                          | 1008   | 894   |                               |   |   | 36                            | 30  | 227   |                               |
| 商丘市 Shangqiu      | 140  | 120  | 74  | 260                           | 20   | 23  |                               |   |   |                               |   |   |                               |
| 信阳市 Xinyang       | 130  | 27   | 49  | 43                            | 38   | 240   |                               |   |   |                               |   |   |                               |
| 周口市 Zhoukou       | 130  | 27   | 59  | 110                           | 14   | 150   |                               |   |   |                               |   |   |                               |
| 驻马店市 Zhumadian    | 130  | 27   | 43  | 18                            | 41   | 62  |                               |   |   |                               |   |   |                               |
| 济源市 Jiyuan        | 83   | 9  | 28  | 1                             | 1  | 130   |                               |   |   |                               |   |   |                               |



**编 辑：张树琼**

*Editor: Zhang Shuqiong*

**英文翻译：张杰**

*English translator: Zhang Jie*

## 19-1 国有土地供应及收益情况

### Statistics on Right of Use Sealed and Transferred on State-Owned Land

| 指 标              | Item  | 1998  | 1999  | 2000   |
|------------------|---|-------|-------|--------|
| <b>国有土地使用权出让</b> | <b>Lease of the Use Right of State-owned Land</b>                         |       |       |        |
| 地块 (宗)           | Number of Blocks (block)  | 7168  | 4034  | 2594   |
| 面积 (万平方米)        | Area of Totally Leased Land (10 000 sq.m)                                 | 1853  | 1541  | 1467   |
| 出让金总额 (万元)       | Total Revenue from Leasing of the Use Right<br>(10 000 yuan)              | 76157 | 60599 | 127683 |
| <b>国有土地使用权划拨</b> | <b>Administrative Allocation of the Use Right<br/>of State-owned Land</b> |       |       |        |
| 地块 (宗)           | Number of Blocks (block)  | 6286  | 1839  | 2453   |
| 面积 (万平方米)        | Area of Totally Leased Land (10 000 sq.m)                                 | 4987  | 1429  | 1765   |

## 19-2 各市国有土地供应及收益情况 (2000年)

### Statistics of Accommodate and Income for State-owned Land by City(2000)

| 市 City               | 实现<br>流转的<br>土地数量<br>(公顷)<br>Total<br>Land<br>Area<br>Trans-<br>ferred<br>(hectare) | 划 拨<br>Administrative<br>Allocation<br>of the Use Right |   | 租 赁<br>Rent of the Use<br>Right of<br>State-owned Land |   |  | 出 让<br>Lease of the Use<br>Right of<br>State-owned Land |   |   | 其他供地方式<br>Other Way of the Use<br>Right of<br>State-owned Land |   |   |
|----------------------|---|---|---|--|---|--|---|---|---|--|---|---|
|                      |   | 地块<br>(宗数)<br>Number<br>of<br>Blocks<br>(block)         | 面积<br>(公顷)<br>Area of<br>Totally<br>Leased<br>Land<br>(hectare) | 地块<br>(宗数)<br>Number<br>of<br>Blocks<br>(block)        | 面积<br>(公顷)<br>Area of<br>Totally<br>Leased<br>Land<br>(hectare) | 租金<br>(万元)<br>Rent<br>(10 000<br>yuan) | 地块<br>(宗数)<br>Number<br>of<br>Blocks<br>(block)         | 面积<br>(公顷)<br>Area of<br>Totally<br>Leased<br>Land<br>(hectare) | 收入<br>(万元)<br>Revenue<br>(10 000<br>yuan) | 地块<br>(宗数)<br>Number<br>of<br>Blocks<br>(block)                | 面积<br>(公顷)<br>Area of<br>Totally<br>Leased<br>Land<br>(hectare) | 收入<br>(万元)<br>Revenue<br>(10 000<br>yuan) |
| <b>全 省 Total</b>     | <b>5531</b>   | <b>2453</b>   | <b>1765</b>   | <b>8836</b>  | <b>1996</b>   | <b>3993</b>                            | <b>2594</b>   | <b>1467</b>   | <b>127683</b>                             | <b>126</b>   | <b>303</b>  | <b>8750</b>                               |
| 郑 州 市 Zhengzhou      | 1132  | 79  | 131   | 568  | 200   | 737                                    | 249   | 598   | 61068                                     | 16   | 203   | 6997                                      |
| 开 封 市 Kaifeng        | 57  | 15  | 17  | 2  | 1   | 1                                      | 79  | 38  | 2381                                      | 4  | 1   | 32  |
| 洛 阳 市 Luoyang        | 224   | 1491  | 110   | 1845   | 25  | 482                                    | 149   | 86  | 5840                                      | 1  | 3   | 1   |
| 平 顶 山 市 Pingdingshan | 347   | 35  | 20  | 43   | 310   | 245                                    | 62  | 17  | 2181                                      |  |   |   |
| 安 阳 市 Anyang         | 234   | 32  | 81  | 210  | 41  | 129                                    | 70  | 55  | 2439                                      | 61   | 57  | 482                                       |
| 鹤 壁 市 Hebi           | 728   | 10  | 697   |  |   |  | 21  | 28  | 3550                                      | 3  | 3   | 45  |
| 新 乡 市 Xinxiang       | 250   | 22  | 139   | 6  | 16  | 11                                     | 69  | 95  | 7332                                      |  |   |   |
| 焦 作 市 Jiaozuo        | 186   | 12  | 88  | 21   | 74  | 773                                    | 23  | 23  | 481                                       | 2  | 1   | 353                                       |
| 濮 阳 市 Puyang         | 25  | 8   | 11  |  |   |  | 69  | 14  | 1243                                      |  |   |   |
| 许 昌 市 Xuchang        | 332   | 30  | 113   | 381  | 186   | 313                                    | 28  | 33  | 906                                       |  |   |   |
| 漯 河 市 Luohe          | 52  | 16  | 12  | 12   | 1   | 8                                      | 67  | 39  | 1122                                      |  |   |   |
| 三 门 峡 市 Sanmenxia    | 101   | 11  | 12  |  |   |  | 45  | 89  | 1023                                      |  |   |   |
| 南 阳 市 Nanyang        | 1161  | 74  | 81  | 5316   | 1008  | 680                                    | 214   | 42  | 7026                                      | 36   | 30  | 227                                       |
| 商 丘 市 Shangqiu       | 140   | 520   | 74  | 260  | 20  | 23                                     | 151   | 46  | 3786                                      |  |   |   |
| 信 阳 市 Xinyang        | 130   | 27  | 49  | 43   | 58  | 240                                    | 32  | 23  | 4900                                      |  |   |   |
| 周 口 市 Zhoukou        | 232   | 31  | 59  | 110  | 14  | 150                                    | 758   | 154   | 20779                                     | 3  | 5   | 613                                       |
| 驻 马 店 市 Zhumadian    | 115   | 31  | 43  | 18   | 41  | 62                                     | 481   | 31  | 1249                                      |  |   |   |
| 济 源 市 Jiyuan         | 85  | 9   | 28  | 1  | 1   | 139                                    | 27  | 56  | 377                                       |  |   |   |



## 19-3 城市房地产市场交易情况

## Business of Urban Real Estate Markets

| 指标             | Item  | 1998   | 1999   | 2000   |
|----------------|---|--------|--------|--------|
| <b>房产买卖</b>    | <b>Real Estate Exchange</b>                               |        |        |        |
| 成交面积 (万平方米)    | Exchange Area (10 000 sq.m)                               | 643    | 788    | 920    |
| #住宅            | Residential Buildings                                     | 562    | 700    | 830    |
| 办公用房           | Business Buildings  | 34     | 50     | 35     |
| 商服用房           | Commercial Buildings                                      | 47     | 37     | 55     |
| 成交金额 (万元)      | Total Amount of Transactions (10 000 yuan)                | 401406 | 471435 | 714356 |
| #住宅            | Residential Buildings                                     | 302808 | 357815 | 568778 |
| 办公用房           | Business Buildings  | 27405  | 45682  | 41879  |
| 商服用房           | Commercial Buildings                                      | 71193  | 67814  | 103698 |
| <b>房屋租赁</b>    | <b>House Leasing</b>                                      |        |        |        |
| 出租面积 (万平方米)    | Leased Area (10 000 sq.m)                                 | 342    | 445    | 456    |
| #住宅            | Residential Buildings                                     | 70     | 81     | 81     |
| 办公用房           | Business Buildings  | 25     | 26     | 36     |
| 商服用房           | Commercial Buildings                                      | 247    | 338    | 339    |
| 租金收入 (万元)      | Rent (10 000 yuan)  | 67566  | 85629  | 88469  |
| #住宅            | Residential Buildings                                     | 4088   | 5098   | 5859   |
| 办公用房           | Business Buildings  | 7674   | 2609   | 3583   |
| 商服用房           | Commercial Buildings                                      | 55804  | 77922  | 79026  |
| <b>向个人出售住宅</b> | <b>Residential Buildings Sold to Individuals</b>          |        |        |        |
| 新建住宅           | Floor Space of Newly Constructed<br>Residential Buildings |        |        |        |
| 面积 (万平方米)      | Area of Totally Leased Land (10 000 sq.m)                 | 393    | 444    | 400    |
| 收回资金 (万元)      | Funds Reclaimed (10 000 yuan)                             | 252890 | 306693 | 362018 |
| 旧住宅            | Floor Space of Old Constructed<br>Residential Buildings   |        |        |        |
| 面积 (万平方米)      | Area of Totally Leased Land (10 000 sq.m)                 | 214    | 228    | 401    |
| 收回资金 (万元)      | Funds Reclaimed (10 000 yuan)                             | 67917  | 74574  | 99876  |

### 19-4 各市城市房地产市场房屋买卖情况 (2000年)

#### Business of Urban Real Estate Markets by City (2000)

| 市        | City             | 成交面积<br>(万平方米)                    |                                 |                                | 成交金额<br>(万元)                     |   |                                 | #住宅<br>Residential<br>Buildings | #办公用房<br>Business<br>Buildings | #商服用房<br>Commercial<br>Buildings |                                |                                  |
|----------|------------------|-----------------------------------|---------------------------------|--------------------------------|----------------------------------|---|---------------------------------|---------------------------------|--------------------------------|----------------------------------|--------------------------------|----------------------------------|
|          |                  | Exchange<br>Area<br>(10 000 sq.m) | #住宅<br>Residential<br>Buildings | #办公用房<br>Business<br>Buildings | #商服用房<br>Commercial<br>Buildings | Total<br>Amount of<br>Transactions<br>(10 000 sq.m) | #住宅<br>Residential<br>Buildings |                                 |                                |                                  | #办公用房<br>Business<br>Buildings | #商服用房<br>Commercial<br>Buildings |
|          |                  |                                   |                                 |                                |                                  |   |                                 |                                 |                                |                                  |                                |                                  |
| <b>全</b> | <b>省 Total</b>   | <b>919.92</b>                     | <b>830.17</b>                   | <b>34.55</b>                   | <b>55.20</b>                     | <b>714355.77</b>                                    | <b>568778.14</b>                | <b>41879.34</b>                 | <b>103698.29</b>               |                                  |                                |                                  |
| 郑        | 州市 Zhengzhou     | 466.31                            | 435.51                          | 9.02                           | 21.78                            | 444596.89   | 366292.89                       | 22550.00                        | 55754.00                       |                                  |                                |                                  |
| 开        | 封市 Kaifeng       | 50.39                             | 48.09                           | 0.45                           | 1.85                             | 14935.00  | 13527.00                        | 240.00                          | 1168.00                        |                                  |                                |                                  |
| 洛        | 阳市 Luoyang       | 30.02                             | 28.19                           | 0.03                           | 1.80                             | 28865.47  | 25408.57                        | 47.00                           | 3409.90                        |                                  |                                |                                  |
| 平        | 顶山市 Pingdingshan | 48.69                             | 40.56                           | 2.96                           | 5.17                             | 27935.95  | 23502.62                        | 628.42                          | 3804.91                        |                                  |                                |                                  |
| 安        | 阳市 Anyang        | 6.80                              | 5.89                            | 0.75                           | 0.16                             | 2918.50   | 2571.50                         | 145.60                          | 201.40                         |                                  |                                |                                  |
| 鹤        | 壁市 Hebi          | 52.09                             | 51.24                           | 0.65                           | 0.20                             | 15031.46  | 14371.59                        | 408.95                          | 250.92                         |                                  |                                |                                  |
| 新        | 乡市 Xinxiang      | 39.16                             | 32.81                           | 2.35                           | 4.00                             | 22811.51  | 9641.81                         | 5169.7                          | 8000                           |                                  |                                |                                  |
| 焦        | 作市 Jiaozuo       | 17.54                             | 15.77                           | 1.40                           | 0.37                             | 10858.85  | 9908.00                         | 525.85                          | 425.00                         |                                  |                                |                                  |
| 濮        | 阳市 Puyang        | 24.50                             | 19.20                           | 3.10                           | 2.20                             | 23865.00  | 16372.00                        | 4093.00                         | 3400.00                        |                                  |                                |                                  |
| 许        | 昌市 Xuchang       | 20.63                             | 13.40                           | 5.05                           | 2.18                             | 11053.85  | 4635.95                         | 2362.10                         | 4055.80                        |                                  |                                |                                  |
| 漯        | 河市 Luohe         | 38.00                             | 35.00                           | 1.00                           | 2.00                             | 24400.00  | 19250.00                        | 920.00                          | 4230.00                        |                                  |                                |                                  |
| 三        | 门峡市 Sanmenxia    | 11.38                             | 9.48                            | 0.73                           | 1.17                             | 8161.90   | 6793.32                         | 482.86                          | 885.72                         |                                  |                                |                                  |
| 南        | 阳市 Nanyang       | 28.63                             | 24.15                           | 2.51                           | 1.97                             | 22396.39  | 18019.89                        | 1793.36                         | 2583.14                        |                                  |                                |                                  |
| 商        | 丘市 Shangqiu      | 20.30                             | 11.10                           | 4.20                           | 5.00                             | 16060.00  | 6974.00                         | 2290.00                         | 6796.00                        |                                  |                                |                                  |
| 信        | 阳市 Xinyang       | 15.62                             | 13.45                           |                                | 2.17                             | 17740.00  | 11230.00                        |                                 | 6510.00                        |                                  |                                |                                  |
| 周        | 口市 Zhoukou       | 39.22                             | 38.94                           | 0.10                           | 0.18                             | 16541.00  | 16311.00                        | 60.00                           | 170.00                         |                                  |                                |                                  |
| 驻        | 马店市 Zhumadian    | 9.24                              | 6.19                            | 0.25                           | 2.80                             | 5764.00   | 3660.00                         | 162.50                          | 1941.50                        |                                  |                                |                                  |
| 济        | 源县 Jiyuan        | 1.40                              | 1.20                            |                                | 0.20                             | 420.00  | 308.00                          |                                 | 112.00                         |                                  |                                |                                  |

### 19-5 各市城市房地产市场房屋租赁情况 (2000年)

#### Statistics on Houses Leasing In Urban Real Estate Markets by City (2000)

| 市        | City             | 出租面积<br>(万平方米)                  |                                 |                                | 租金收入<br>(万元)                     |                       |                                 | #住宅<br>Residential<br>Buildings | #办公用房<br>Business<br>Buildings | #商服用房<br>Commercial<br>Buildings |                                |                                  |
|----------|------------------|---------------------------------|---------------------------------|--------------------------------|----------------------------------|-----------------------|---------------------------------|---------------------------------|--------------------------------|----------------------------------|--------------------------------|----------------------------------|
|          |                  | Leased<br>Area<br>(10 000 sq.m) | #住宅<br>Residential<br>Buildings | #办公用房<br>Business<br>Buildings | #商服用房<br>Commercial<br>Buildings | Rent<br>(10 000 yuan) | #住宅<br>Residential<br>Buildings |                                 |                                |                                  | #办公用房<br>Business<br>Buildings | #商服用房<br>Commercial<br>Buildings |
|          |                  |                                 |                                 |                                |                                  |                       |                                 |                                 |                                |                                  |                                |                                  |
| <b>全</b> | <b>省 Total</b>   | <b>455.78</b>                   | <b>80.87</b>                    | <b>36.05</b>                   | <b>338.86</b>                    | <b>88469.23</b>       | <b>5859.47</b>                  | <b>3583.39</b>                  | <b>79026.37</b>                |                                  |                                |                                  |
| 郑        | 州市 Zhengzhou     | 260.13                          | 31.35                           | 26.29                          | 202.49                           | 52568.24              | 2154.00                         | 2456.74                         | 47957.50                       |                                  |                                |                                  |
| 开        | 封市 Kaifeng       | 6.92                            |                                 |                                | 6.92                             | 1521.39               |                                 |                                 | 1521.39                        |                                  |                                |                                  |
| 洛        | 阳市 Luoyang       | 15.49                           | 0.20                            | 1.16                           | 14.13                            | 4121.35               | 6.90                            | 385.66                          | 3728.79                        |                                  |                                |                                  |
| 平        | 顶山市 Pingdingshan | 14.06                           | 1.45                            | 0.57                           | 12.04                            | 4689.73               | 39.21                           | 36.96                           | 4613.56                        |                                  |                                |                                  |
| 安        | 阳市 Anyang        | 19.54                           | 16.49                           |                                | 3.05                             | 2858.00               | 2308.00                         |                                 | 550.00                         |                                  |                                |                                  |
| 鹤        | 壁市 Hebi          | 3.60                            |                                 | 0.20                           | 3.40                             | 1001.30               |                                 | 55.10                           | 946.20                         |                                  |                                |                                  |
| 新        | 乡市 Xinxiang      | 7.94                            | 3.68                            | 0.03                           | 4.23                             | 535.39                | 48.21                           | 10.69                           | 476.49                         |                                  |                                |                                  |
| 焦        | 作市 Jiaozuo       | 9.00                            | 1.20                            | 0.30                           | 7.50                             | 1683.50               | 72.00                           | 23.00                           | 1588.50                        |                                  |                                |                                  |
| 濮        | 阳市 Puyang        | 14.01                           | 0.29                            | 0.04                           | 13.68                            | 552.00                | 7.32                            | 1.44                            | 543.24                         |                                  |                                |                                  |
| 许        | 昌市 Xuchang       | 15.12                           | 1.17                            | 2.70                           | 11.25                            | 3212.00               | 66.00                           | 291.00                          | 2855.00                        |                                  |                                |                                  |
| 漯        | 河市 Luohe         | 7.80                            | 0.10                            | 0.50                           | 7.20                             | 2570.00               | 8.00                            | 52.00                           | 2510.00                        |                                  |                                |                                  |
| 三        | 门峡市 Sanmenxia    | 8.48                            |                                 | 0.30                           | 8.18                             | 1787.43               |                                 | 9.00                            | 1778.43                        |                                  |                                |                                  |
| 南        | 阳市 Nanyang       | 15.05                           | 0.52                            | 0.36                           | 14.17                            | 2520.00               | 9.53                            | 7.20                            | 2503.27                        |                                  |                                |                                  |
| 商        | 丘市 Shangqiu      | 16.30                           | 8.40                            | 0.60                           | 7.30                             | 1964.00               | 340.00                          | 64.00                           | 1560.00                        |                                  |                                |                                  |
| 信        | 阳市 Xinyang       | 4.50                            | 2.32                            |                                | 2.18                             | 1616.60               | 417.60                          |                                 | 1199.00                        |                                  |                                |                                  |
| 周        | 口市 Zhoukou       | 17.74                           | 8.50                            | 1.80                           | 7.44                             | 1436.30               | 70.70                           | 75.40                           | 1290.20                        |                                  |                                |                                  |
| 驻        | 马店市 Zhumadian    | 13.30                           | 5.20                            | 1.20                           | 6.90                             | 2932.00               | 312.00                          | 115.20                          | 2504.80                        |                                  |                                |                                  |
| 济        | 源县 Jiyuan        | 6.80                            |                                 |                                | 6.80                             | 900.00                |                                 |                                 | 900.00                         |                                  |                                |                                  |

## 19-6 劳动力市场情况

### Market of Labour Force

| 指 标                        | Item                                    | 1998  | 1999   | 2000   |
|----------------------------|---|-------|--------|--------|
| 职业介绍服务机构 (个)               | Number of Labour Exchanges (unit)       | 1789  | 1785   | 1351   |
| 劳动保障部门办                    | Run by Labour Departments               | 1398  | 1330   | 921    |
| 其他组织及公民办                   | Run by Other Organs and Private         | 391   | 455    | 430    |
| 本年求职登记人数 (万人)              | Number of Job Seekers Registered        |       |        |        |
| This Year (10 000 persons) |   | 71.62 | 101.41 | 114.77 |
| 本年介绍成功人数 (万人)              | Number of Persons Actually Employed     |       |        |        |
| This Year (10 000 persons) |   | 56.85 | 65.92  | 52.06  |
| 办理外来就业登记人数 (万人)            | Number of Outside Employment Registered | 11.17 | 55.14  | 53.40  |
| 办理外出就业登记人数 (万人)            | Number of Out Employment Registered     | 57.08 | 63.97  | 100.49 |

## 19-7 人才流动及人才市场情况

### Personnel Floating and Personnel Markets

| 指 标            | Item   | 1998  | 1999  | 2000  |
|----------------|--|-------|-------|-------|
| 人才流动机构数 (个)    | Status of Organizations of Qualified Personnel Flowed (unit)     | 194   | 194   | 196   |
| 登记要求流动人数 (万人)  | Number of Call for Floating Registered (10 000 persons)          | 32.65 | 52.65 | 55.76 |
| 实现流动人数 (万人)    | Number of Accomplish Floating Registered (10 000 persons)        | 6.15  | 7.63  | 7.84  |
| # 流向企业         | Into Enterprises   | 5.93  | 6.96  | 7.42  |
| 国有企业           | State-owned Enterprises  | 2.47  | 2.24  | 2.15  |
| 外商及港、澳、台商投资企业  | Foreign Funded and Hong Kong, Macao, Taiwan Enterprises          | 0.05  | 0.07  | 0.07  |
| 乡镇企业           | Township and Village Enterprises                                 | 1.37  | 2.04  | 2.13  |
| 其他企业           | Others Enterprises   | 2.04  | 2.61  | 3.07  |
| 流向机关事业单位       | Into Agencies & Organizations and Institutions Units             | 0.22  | 0.67  | 0.42  |
| 机 关            | Agencies & Organizations   |       |       |       |
| 事 业            | Institutions   | 0.22  | 0.67  | 0.42  |
| 人才市场数 (个)      | Personnel Markets (unit)   | 178   | 179   | 179   |
| 人才交流情况         | Personnel Communion Circs  |       |       |       |
| 举办人才交流会次数 (次)  | Time of Personnel Communion Meetings Held (time)                 | 210   | 311   | 305   |
| 参加人才交流会人数 (万人) | Number of Personnel Communion Meetings Attended (10 000 persons) | 68.22 | 78.92 | 80    |
| 达成流动协议人数 (人)   | Number of Personnel Floating Agreement Registered (person)       | 75130 | 91603 | 96000 |
| 人才引进人数 (人)     | Number of Qualified Personnel Introduced into (person)           | 185   | 1300  | 2432  |
| 国际人才交流人数 (人)   | Number of International Personnel Communion (person)             | 39    | 35    | 26    |

## 19-8 各市劳动力市场情况 (2000年)

## Market of Labour Force by City(2000)

单位: 万人

(10 000 persons)

| 市<br>City            | 年末职业<br>介绍机构数<br>(个)<br><br>Number of<br>Labour<br>Exchanges<br>(unit) | 劳动保障<br>部门办                          | 其他组织<br>及公民办                                | 本年求职<br>登记人数<br><br>Number<br>of Job<br>Seekers<br>Registered<br>This Year | 本年介绍<br>成功人数<br><br>Number of<br>Persons<br>Actually<br>Employed<br>This Year | 本年本地农<br>村劳动力外<br>出就业人数<br>Number of<br>Employment<br>Persons<br>of Out-going<br>Labours<br>This Year |
|----------------------|--|--------------------------------------|---|--|---|---|
|                      |  | Run by<br>Labour<br>Depart-<br>ments | Run by<br>Other<br>Organs<br>and<br>Private |  |   |   |
| <b>全 省 Total</b>     | <b>1351</b>  | <b>921</b>                           | <b>430</b>                                  | <b>114.77</b>  | <b>52.06</b>  | <b>679.10</b>   |
| 郑 州 市 Zhengzhou      | 45   | 27                                   | 18  | 6.90   | 0.80  | 1.50  |
| 开 封 市 Kaifeng        | 18   | 13                                   | 5   | 2.20   | 1.70  | 37.50   |
| 洛 阳 市 Luoyang        | 71   | 61                                   | 10  | 29.00  | 6.80  | 5.80  |
| 平 顶 山 市 Pingdingshan | 22   | 10                                   | 12  | 1.20   | 0.80  | 15.89   |
| 安 阳 市 Anyang         | 25   | 14                                   | 11  | 4.60   | 1.00  | 26.13   |
| 鹤 壁 市 Hebi           | 10   | 4                                    | 6   | 0.07   | 0.06  | 0.26  |
| 新 乡 市 Xinxiang       | 86   | 13                                   | 73  | 7.60   | 2.30  | 18.90   |
| 焦 作 市 Jiaozuo        | 16   | 11                                   | 5   | 2.70   | 0.60  | 2.89  |
| 濮 阳 市 Puyang         | 16   | 7                                    | 9   | 2.80   | 1.40  | 39.45   |
| 许 昌 市 Xuchang        | 106  | 91                                   | 15  | 1.00   | 0.60  | 11.11   |
| 漯 河 市 Luohe          | 65   | 62                                   | 3   | 2.00   | 1.10  | 8.98  |
| 三 门 峡 市 Sanmenxia    | 24   | 23                                   | 1   | 2.80   | 1.10  | 5.27  |
| 南 阳 市 Nanyang        | 263  | 205                                  | 58  | 3.70   | 1.20  | 101.11  |
| 商 丘 市 Shangqiu       | 213  | 195                                  | 18  | 15.60  | 8.30  | 107.20  |
| 信 阳 市 Xinyang        | 98   | 11                                   | 87  | 5.10   | 2.20  | 93.10   |
| 周 口 市 Zhokou         | 125  | 95                                   | 30  | 12.80  | 11.10   | 111.04  |
| 驻 马 店 市 Zhumadian    | 146  | 77                                   | 69  | 14.30  | 10.80   | 92.80   |
| 济 源 市 Jiyuan         | 2  | 2                                    |   | 0.40   | 0.20  | 0.17  |

| 市<br>City            | #办理外出<br>就业登记人数<br><br>Number<br>of Out<br>Employment<br>Registered | #跨省<br>就业人数<br><br>Trans-<br>regional<br>Emplo-<br>yment<br>Persons | 本年外地农村<br>劳动力来本地<br>就业人数<br>Number of<br>Employment<br>Persons<br>of Non-<br>native Labours<br>This year | #办理外来<br>就业登记人数<br><br>Number of<br>Outside<br>Employment<br>Registered | #跨省<br>就业人数<br><br>Trans-<br>regional<br>Emplo-<br>yment<br>Persons |
|----------------------|---|---|--|---|---|
|                      | <b>全 省 Total</b>  | <b>100.49</b>   | <b>351.32</b>  | <b>113.65</b>   | <b>53.40</b>  |
| 郑 州 市 Zhengzhou      | 0.07  | 0.29  | 34.50  | 31.00   | 1.98  |
| 开 封 市 Kaifeng        | 3.89  | 3.28  | 1.07   | 0.85  | 0.18  |
| 洛 阳 市 Luoyang        | 0.45  | 4.30  | 1.86   | 1.06  | 1.86  |
| 平 顶 山 市 Pingdingshan | 2.71  | 6.92  | 9.35   | 2.88  | 2.65  |
| 安 阳 市 Anyang         | 7.51  | 7.52  | 10.91  | 3.56  | 3.56  |
| 鹤 壁 市 Hebi           | 0.02  | 0.20  | 0.19   | 0.01  | 0.08  |
| 新 乡 市 Xinxiang       | 1.65  | 10.00   | 7.30   | 0.62  | 0.60  |
| 焦 作 市 Jiaozuo        | 0.30  | 0.68  | 3.86   | 0.12  | 0.69  |
| 濮 阳 市 Puyang         | 39.45   | 21.44   | 3.63   | 3.63  | 0.25  |
| 许 昌 市 Xuchang        | 2.59  | 6.68  | 1.69   | 0.32  | 0.57  |
| 漯 河 市 Luohe          | 1.08  | 0.65  | 0.76   | 0.44  | 0.11  |
| 三 门 峡 市 Sanmenxia    | 3.41  | 1.69  | 2.11   | 1.41  | 1.13  |
| 南 阳 市 Nanyang        | 7.39  | 22.70   | 18.78  | 5.66  | 3.20  |
| 商 丘 市 Shangqiu       | 14.04   | 54.60   | 0.69   | 0.57  | 0.24  |
| 信 阳 市 Xinyang        | 2.32  | 81.67   | 2.03   | 0.32  | 0.28  |
| 周 口 市 Zhokou         | 10.88   | 74.89   | 10.47  | 0.54  | 6.27  |
| 驻 马 店 市 Zhumadian    | 2.57  | 53.66   | 4.04   | 0.36  | 1.25  |
| 济 源 市 Jiyuan         | 0.16  | 0.15  | 0.41   | 0.04  | 0.05  |

## 19-9 国债发行情况

### Issuance of National Debt

单位: 万元

(10 000 yuan)

| 指 标        | Item                                    | 1998          | 1999          | 2000          |
|------------|---|---------------|---------------|---------------|
| <b>总 计</b> | <b>Total</b>                            | <b>414369</b> | <b>277340</b> | <b>496240</b> |
| 无记名式国库券    | No-name Treasury Bonds                  |               |               |               |
| 凭证式国库券     | Voucher Treasury Bonds                  | 407809        | 269500        | 485000        |
| 记帐式国债      | Keep Accounts Treasury<br>National Debt |               |               |               |
| 特种定向债券     | Special Type and Directional Bond       | 6560          | 7840          | 11240         |
| 其他国债       | Others National Debt                    |               |               |               |

## 19-10 各市国债发行情况

### Issuance of National Debt by City

单位: 万元

(10 000 yuan)

| 市       | City         | 1998   | 1998                                       |   | 1999  | 1999                                       |   | 2000   | 2000                                       |   |
|---------|--------------|--------|--|---|-------|--|---|--------|--|---|
|         |              |        | 凭证式<br>国库券<br>Voucher<br>Treasury<br>Bonds | 特种定向<br>债 券<br>Special<br>Type and<br>Directional<br>Bond |       | 凭证式<br>国库券<br>Voucher<br>Treasury<br>Bonds | 特种定向<br>债 券<br>Special<br>Type and<br>Directional<br>Bond |        | 凭证式<br>国库券<br>Voucher<br>Treasury<br>Bonds | 特种定向<br>债 券<br>Special<br>Type and<br>Directional<br>Bond |
| 郑 州 市   | Zhengzhou    | 125994 | 125134                                     | 860   | 93950 | 92970                                      | 980   | 162170 | 160330                                     | 1840  |
| 开 封 市   | Kaifeng      | 7806   | 7486                                       | 320   | 5420  | 5300                                       | 120   | 23536  | 23266                                      | 270   |
| 洛 阳 市   | luoyang      | 56362  | 55692                                      | 670   | 47600 | 46700                                      | 900   | 81080  | 79250                                      | 1830  |
| 平 顶 山 市 | Pingdingshan | 17160  | 16700                                      | 460   | 11560 | 11000                                      | 560   | 21680  | 21000                                      | 680   |
| 安 阳 市   | Anyang       | 27499  | 27109                                      | 390   | 17560 | 17000                                      | 560   | 30980  | 30500                                      | 480   |
| 鹤 壁 市   | Hebi         | 3266   | 3096                                       | 170   | 3090  | 2900                                       | 190   | 3000   | 2880                                       | 120   |
| 新 乡 市   | Xinxiang     | 28431  | 27881                                      | 550   | 17360 | 17000                                      | 360   | 30737  | 30737                                      |   |
| 焦 作 市   | Jiaozuo      | 21269  | 20769                                      | 500   | 18850 | 18600                                      | 250   | 25531  | 25021                                      | 510   |
| 濮 阳 市   | Puyang       | 19454  | 19234                                      | 220   | 16930 | 16600                                      | 330   | 35810  | 35300                                      | 510   |
| 许 昌 市   | Xuchang      | 12558  | 12338                                      | 220   | 6430  | 6200                                       | 230   | 14700  | 14600                                      | 100   |
| 漯 河 市   | Luohe        | 2710   | 2500                                       | 210   | 2640  | 2330                                       | 310   | 3526   | 3296                                       | 230   |
| 三 门 峡 市 | Sanmenxia    | 4593   | 4273                                       | 320   | 4530  | 4210                                       | 320   | 12200  | 11710                                      | 490   |
| 南 阳 市   | Nanyang      | 8811   | 8281                                       | 530   | 5740  | 5300                                       | 440   | 8650   | 8000                                       | 650   |
| 商 丘 市   | Shangqiu     | 7010   | 6700                                       | 310   | 3600  | 3190                                       | 410   | 6925   | 6515                                       | 410   |
| 信 阳 市   | Xinyang      | 6343   | 6233                                       | 110   | 5110  | 4900                                       | 210   | 8815   | 8275                                       | 540   |
| 周 口 市   | Zhoukou      | 8411   | 8101                                       | 310   | 6810  | 6500                                       | 310   | 9410   | 8800                                       | 610   |
| 驻 马 店 市 | Zhumadian    | 9369   | 9059                                       | 310   | 7310  | 7000                                       | 310   | 11980  | 11600                                      | 380   |
| 济 源 市   | Jiyuan       | 2860   | 2760                                       | 100   | 1850  | 1800                                       | 50  | 4010   | 3920                                       | 90  |

## 19-11 各市股票发行情况 (2000年)

### Issuance of Stock by City (2000)

| 市<br>City            | 股票发行 Issuance of Stock                           |  |   |                                      | 股本结构(万股) Stock Fabric (10 000 shares) |                                       |                                      |                                       |   |
|----------------------|--|--|---|--------------------------------------|---------------------------------------|---------------------------------------|--------------------------------------|---------------------------------------|---|
|                      | 企业数<br>(个)<br>Number of<br>Enterprises<br>(unit) | 发行<br>股数<br>(万股)<br>Amount<br>Issued<br>(10 000<br>shares) | 发行总额 (万元)<br>Raised Capital (10 000 yuan) |                                      | 合 计<br>Total                          | 国家<br>持股<br>State-<br>owned<br>shares | 法人<br>持股<br>Corp-<br>orate<br>Shares | 个人<br>持股<br>Indi-<br>vidual<br>Shares | 港澳台<br>和外资股<br>Shares held by<br>Foreigners or by<br>Entrepreneurs<br>from Hong-<br>Kong, Macao<br>and Taiwan |
|                      |  |  | 面值<br>Par Value                           | 市值<br>Total Market<br>Capitalization |                                       |                                       |                                      |                                       |   |
| <b>全 省 Total</b>     | <b>6</b>   | <b>23473</b>   | <b>23473</b>                              | <b>214835</b>                        | <b>147594</b>                         | <b>66422</b>                          | <b>14869</b>                         | <b>60954</b>                          | <b>5349</b>   |
| 郑 州 市 Zhengzhou      | 1  | 2290   | 2290                                      | 22902                                | 13672                                 | 2350                                  | 1950                                 | 9372                                  |   |
| 开 封 市 Kaifeng        |  |  |   |                                      |                                       |                                       |                                      |                                       |   |
| 洛 阳 市 Luoyang        |  |  |   |                                      |                                       |                                       |                                      |                                       |   |
| 平 顶 山 市 Pingdingshan |  |  |   |                                      |                                       |                                       |                                      |                                       |   |
| 安 阳 市 Anyang         |  |  |   |                                      |                                       |                                       |                                      |                                       |   |
| 鹤 壁 市 Hebi           |  |  |   |                                      |                                       |                                       |                                      |                                       |   |
| 新 乡 市 Xinxiang       |  |  |   |                                      |                                       |                                       |                                      |                                       |   |
| 焦 作 市 Jiaozuo        | 1  | 783  | 783                                       | 7833                                 | 8086                                  | 5013                                  |                                      | 3073                                  |   |
| 濮 阳 市 Puyang         |  |  |   |                                      |                                       |                                       |                                      |                                       |   |
| 许 昌 市 Xuchang        | 1  | 2400   | 2400                                      | 28800                                | 26800                                 |                                       | 12300                                | 10400                                 | 4100  |
| 漯 河 市 Luohe          |  |  |   |                                      |                                       |                                       |                                      |                                       |   |
| 三 门 峡 市 Sanmenxia    |  |  |   |                                      |                                       |                                       |                                      |                                       |   |
| 南 阳 市 Nanyang        |  |  |   |                                      |                                       |                                       |                                      |                                       |   |
| 商 丘 市 Shangqiu       |  |  |   |                                      |                                       |                                       |                                      |                                       |   |
| 信 阳 市 Xinyang        | 1  | 4000   | 4000                                      | 33200                                | 10036                                 | 4074                                  | 604                                  | 4109                                  | 1249  |
| 周 口 市 Zhoukou        | 1  | 8000   | 8000                                      | 75600                                | 68000                                 | 40000                                 |                                      | 28000                                 |   |
| 驻 马 店 市 Zhumadian    | 1  | 6000   | 6000                                      | 46500                                | 21000                                 | 14985                                 | 15                                   | 6000                                  |   |
| 济 源 市 Jiyuan         |  |  |   |                                      |                                       |                                       |                                      |                                       |   |

## 19-12 技术贸易情况

### Statistics on Technological Trade

| 指 标<br>Item   | 1990  | 1995   | 1996   | 1997   | 1998   | 1999   | 2000   |
|---|-------|--------|--------|--------|--------|--------|--------|
| 技术贸易机构 (个)<br>Technology Trade Organizations (unit) | 1941  | 6508   | 7013   | 7829   | 8847   | 9098   | 5962   |
| 从事技术贸易<br>Engage Technological Trade Job            |       |        |        |        |        |        |        |
| 活动人员 (人)<br>Personnel (person)                      | 47000 | 105000 | 110000 | 131497 | 157129 | 182000 | 196983 |
| 技术市场成交合同 (个)<br>Transaction Agreements              |       |        |        |        |        |        |        |
| Markets by Region (unit)                            | 15581 | 15774  | 15605  | 18111  | 19234  | 12808  | 4097   |
| 技术市场成交额 (万元)<br>Transaction Value in                |       |        |        |        |        |        |        |
| Markets by Region (10 000 yuan)                     | 39396 | 122798 | 142122 | 157766 | 171999 | 193659 | 211621 |

## 19-13 技术市场交易情况

## Business of Technological Markets

| 指 标         | Item  | 1999                               |                                    | 2000                               |                                    |
|-------------|---|------------------------------------|------------------------------------|------------------------------------|------------------------------------|
|             |   | 项数 (项)<br>Number of Item<br>(item) | 金额 (万元)<br>Amount<br>(10 000 yuan) | 项数 (项)<br>Number of Item<br>(item) | 金额 (万元)<br>Amount<br>(10 000 yuan) |
| <b>技术买方</b> | <b>Technology Buyers</b>                    | <b>12808</b>                       | <b>193659</b>                      | <b>4097</b>                        | <b>211621</b>                      |
| #企业         | Enterprises                                 | 4999                               | 114290                             | 2591                               | 140922                             |
| 科研机构        | Scientific Technology Research Institutions | 412                                | 6562                               | 225                                | 10473                              |
| 各级管理部门      | Management Departments at all Levels        | 652                                | 18000                              | 548                                | 24526                              |
| 技术贸易机构      | Technology Trade Organizations              | 3560                               | 38487                              | 73                                 | 2447                               |
| 个人及个人合伙     | Individual and Cooperative Individuals      | 2456                               | 7999                               | 402                                | 8934                               |
| <b>技术卖方</b> | <b>Technology sellers</b>                   | <b>12808</b>                       | <b>193659</b>                      | <b>4097</b>                        | <b>211621</b>                      |
| #科研机构       | Scientific Technology Research Institutions | 1304                               | 55629                              | 875                                | 61161                              |
| 大中专院校       | Institutions of Higher Education            | 494                                | 11390                              | 93                                 | 3879                               |
| 企业          | Enterprises                                 | 2103                               | 53598                              | 543                                | 54800                              |
| 技术贸易机构      | Technology Trade Organizations              | 8524                               | 68626                              | 2370                               | 68244                              |
| 个人及个人合伙     | Individual and Cooperative Individuals      | 383                                | 4416                               | 30                                 | 2703                               |

## 19-14 各市技术市场交易成交项数 (2000年)

## Number of Business on Technological Markets by City(2000)

单位: 项

(item)

| 市          | City         | 技术买方                    |   |   |  |                           | 技术卖方  |                                      |                         |  |                            |
|------------|--------------|-------------------------|---|---|--|---------------------------|---|--------------------------------------|-------------------------|--|----------------------------|
|            |              | #企业<br>Enter-<br>prises | #科研<br>机构<br>Scientific<br>Technology<br>Research<br>Institutions | #各级<br>管理部门<br>Management<br>Departments<br>at all Levels | #技术<br>贸易机构<br>Techno-<br>logy<br>Trade Org-<br>anizations | Techno-<br>logy<br>Buyers | #科研<br>机构<br>Scientific<br>Technology<br>Research<br>Institutions | #大中专<br>院校<br>of Higher<br>Education | #企业<br>Enter-<br>prises | #技术<br>贸易机构<br>Techno-<br>logy<br>Trade Org-<br>anizations | Techno-<br>logy<br>sellers |
| <b>全 省</b> | <b>Total</b> | <b>4097</b>             | <b>2591</b>   | <b>225</b>  | <b>548</b>   | <b>73</b>                 | <b>4097</b>   | <b>875</b>                           | <b>93</b>               | <b>543</b>   | <b>2370</b>                |
| 郑 州        | Zhengzhou    | 861                     | 719   | 25  | 48   | 2                         | 861   | 87                                   | 1                       | 6  | 764                        |
| 开 封        | Kaifeng      | 79                      | 70  |   | 5  |                           | 79  | 13                                   |                         | 59   |                            |
| 洛 阳        | luoyang      | 599                     | 459   | 107   | 15   |                           | 599   | 535                                  | 51                      | 4  | 9                          |
| 平 顶 山      | Pingdingshan | 544                     | 410   | 2   | 119  |                           | 544   | 37                                   | 7                       | 84   | 381                        |
| 安 阳        | Anyang       | 37                      | 30  | 1   | 3  |                           | 37  | 1                                    |                         | 6  | 30                         |
| 鹤 壁        | Hebi         | 116                     | 69  | 1   | 29   |                           | 116   | 12                                   |                         | 9  | 94                         |
| 新 乡        | Xinxiang     | 187                     | 75  | 47  | 11   | 3                         | 187   | 4                                    |                         |  | 162                        |
| 焦 作        | Jiaozuo      | 234                     | 119   | 2   | 94   |                           | 234   | 13                                   | 2                       | 78   | 125                        |
| 濮 阳        | Puyang       | 347                     | 331   |   | 2  | 1                         | 347   | 8                                    |                         | 35   | 293                        |
| 许 昌        | Xuchang      | 63                      | 44  | 1   | 1  |                           | 63  | 16                                   | 9                       | 14   | 16                         |
| 漯 河        | Luohe        | 49                      | 45  |   | 4  |                           | 49  | 21                                   |                         | 7  | 21                         |
| 三 门 峡      | Sanmenxia    | 64                      | 56  | 1   | 5  |                           | 64  | 49                                   | 1                       | 11   | 1                          |
| 南 阳        | Nanyang      | 74                      | 16  | 29  |  | 13                        | 74  | 30                                   | 1                       | 9  | 15                         |
| 商 丘        | Shangqiu     | 76                      | 16  | 5   | 14   | 2                         | 76  | 30                                   | 1                       | 10   | 15                         |
| 信 阳        | Xinyang      | 433                     | 77  | 1   | 6  | 52                        | 433   | 10                                   | 9                       | 51   | 356                        |
| 周 口        | Zhoukou      | 211                     | 1   |   | 149  |                           | 211   |                                      |                         | 150  |                            |
| 驻 马 店      | Zhumadian    | 57                      | 10  | 3   | 41   |                           | 57  | 6                                    | 11                      | 8  | 27                         |
| 济 源        | Jiyuan       | 66                      | 44  |   | 2  |                           | 66  | 3                                    |                         | 2  | 61                         |

19-15 各市技术市场交易成交金额 (2000年)

Volume of Business on Technological Markets by City(2000)

单位: 万元

(10 000 yuan)

| 市<br>City            | 技术<br>买方<br>Techno-<br>logy<br>Buyers | 技术<br>卖方                 |  |  |   | 技术<br>卖方<br>Techno-<br>logy<br>sellers | # 科研<br>机构<br>Scientific<br>Technology<br>Research<br>Institutions | # 大中专<br>院校<br>Institu-<br>tions<br>of Higher<br>Education | # 企业<br>Enter-<br>prises | # 技术<br>贸易机构<br>Techn-<br>ology<br>Trade Org-<br>anizations |
|----------------------|---------------------------------------|--------------------------|--|--|---|--|--|--|--------------------------|---|
|                      |                                       | # 企业<br>Enter-<br>prises | # 科研<br>机构<br>Scientific<br>Technology<br>Research<br>Institutions | # 各级<br>管理部门<br>Management<br>Departments<br>at all Levels | # 技术<br>贸易机构<br>Techn-<br>ology<br>Trade Org-<br>anizations |  |  |  |                          |   |
| <b>全 省 Total</b>     | <b>211621</b>                         | <b>140922</b>            | <b>10473</b>   | <b>24526</b>   | <b>2447</b>   | <b>211621</b>                          | <b>61161</b>   | <b>3879</b>  | <b>54800</b>             | <b>68244</b>  |
| 郑 州 市 Zhengzhou      | 45082                                 | 42509                    | 493  | 754  | 66  | 45082                                  | 2822   | 70   | 28                       | 41623   |
| 开 封 市 Kaifeng        | 9017                                  | 8704                     |  | 151  |   | 9017                                   | 1564   |  | 6139                     |   |
| 洛 阳 市 Luoyang        | 32328                                 | 30216                    | 1723   | 171  |   | 32328                                  | 31381  | 413  | 513                      | 20  |
| 平 顶 山 市 Pingdingshan | 7760                                  | 7146                     | 126  | 482  |   | 7760                                   | 6024   | 101  | 307                      | 1220  |
| 安 阳 市 Anyang         | 10725                                 | 1716                     | 76   | 25   |   | 10725                                  | 3  |  | 10465                    | 257   |
| 鹤 壁 市 Hebi           | 4050                                  | 264                      |  | 3781   |   | 4050                                   | 186  |  | 3383                     | 88  |
| 新 乡 市 Xinxiang       | 12260                                 | 1642                     | 1765   | 193  | 109   | 12260                                  | 89   |  |                          | 3449  |
| 焦 作 市 Jiaozuo        | 7749                                  | 4300                     | 50   | 2087   |   | 7749                                   | 1038   | 82   | 4984                     | 1553  |
| 濮 阳 市 Puyang         | 4183                                  | 3995                     |  | 30   | 2   | 4183                                   | 95   |  | 737                      | 3174  |
| 许 昌 市 Xuchang        | 6608                                  | 5491                     | 900  | 120  |   | 6608                                   | 2135   | 535  | 2285                     | 278   |
| 漯 河 市 Luohe          | 7163                                  | 3151                     |  | 4012   |   | 7163                                   | 77   |  | 34                       | 7052  |
| 三 门 峡 市 Sanmenxia    | 11418                                 | 9985                     | 13   | 1088   |   | 11418                                  | 2318   | 200  | 8070                     | 230   |
| 南 阳 市 Nanyang        | 12170                                 | 6675                     | 3485   |  | 1408  | 12170                                  | 4466   | 250  | 2485                     | 2071  |
| 商 丘 市 Shangqiu       | 14260                                 | 6735                     | 1338   | 2225   | 56  | 14260                                  | 5556   | 250  | 2485                     | 2071  |
| 信 阳 市 Xinyang        | 8069                                  | 1937                     | 4  | 28   | 806   | 8069                                   | 677  | 73   | 6278                     | 918   |
| 周 口 市 Zhoukou        | 3178                                  | 200                      |  | 1148   |   | 3178                                   |  |  | 1348                     |   |
| 驻 马 店 市 Zhumadian    | 14706                                 | 5488                     | 500  | 8230   |   | 14706                                  | 2630   | 1905   | 4984                     | 3721  |
| 济 源 市 Jiyuan         | 895                                   | 768                      |  | 1  |   | 895                                    | 100  |  | 275                      | 519   |

19-16 信息、咨询服务业情况

Statistics on Information and Consultancy Services

| 指 标<br>Item                   | 1999                                |   |  | 2000                                |   |  |
|-------------------------------|-------------------------------------|---|--|-------------------------------------|---|--|
|                               | 机构<br>(个)<br>Organization<br>(unit) | 从业人员 (人)<br>Employed<br>Persons<br>(person) | 营业收入<br>(万元)<br>Revenue<br>(10 000 yuan) | 机构<br>(个)<br>Organization<br>(unit) | 从业人员 (人)<br>Employed<br>Persons<br>(person) | 营业收入<br>(万元)<br>Revenue<br>(10 000 yuan) |
| <b>总 计 Total</b>              | <b>3423</b>                         | <b>36388</b>                                | <b>135193</b>                            | <b>3634</b>                         | <b>38066</b>                                | <b>149723</b>                            |
| 广告业<br>Advertisement Services | 2369                                | 23796                                       | 105433                                   | 2507                                | 24534                                       | 118497                                   |
| 咨询服务业<br>Consultancy Services | 653                                 | 8905  | 19146                                    | 694                                 | 9797  | 21394                                    |
| 其他类<br>Other Services         | 401                                 | 3687  | 10614                                    | 433                                 | 3735  | 9832                                     |




## 19-17 各市信息、咨询服务业情况 (2000年)

## Statistics on Information and Consultancy Services by City (2000)

| 市<br>City            | 机构<br>(个)                   |  |  | 从业人员<br>(人)                     |  |  | 营业收入<br>(万元)                |  |  |
|----------------------|-----------------------------|--|--|---------------------------------|--|--|-----------------------------|--|--|
|                      | Organi-<br>zation<br>(unit) | #广告业<br>sement-<br>Adverti<br>Services | #咨询<br>服务业<br>Consul-<br>tancy<br>Services | Employed<br>Persons<br>(person) | #广告业<br>sement-<br>Adverti<br>Services | #咨询<br>服务业<br>Consul-<br>tancy<br>Services | Revenue<br>(10 000<br>yuan) | #广告业<br>sement-<br>Adverti<br>Services | #咨询<br>服务业<br>Consul-<br>tancy<br>Services |
| <b>全 省 Total</b>     | <b>3634</b>                 | <b>2507</b>                            | <b>694</b>                                 | <b>38066</b>                    | <b>24534</b>                           | <b>9797</b>                                | <b>149723</b>               | <b>118497</b>                          | <b>21394</b>                               |
| 郑 州 市 Zhengzhou      | 789                         | 385                                    | 189  | 8296                            | 3715                                   | 2646                                       | 29440                       | 18204                                  | 5538                                       |
| 开 封 市 Kaifeng        | 127                         | 83                                     | 18   | 1460                            | 909                                    | 352  | 4125                        | 2688                                   | 976  |
| 洛 阳 市 Luoyang        | 297                         | 208                                    | 61   | 2781                            | 1739                                   | 841  | 9380                        | 6949                                   | 1833                                       |
| 平 顶 山 市 Pingdingshan | 153                         | 118                                    | 26   | 2100                            | 1650                                   | 381  | 2958                        | 1965                                   | 810  |
| 安 阳 市 Anyang         | 192                         | 119                                    | 47   | 2034                            | 1100                                   | 776  | 6112                        | 4088                                   | 1683                                       |
| 鹤 壁 市 Hebi           | 62                          | 43                                     | 17   | 515                             | 314                                    | 192  | 1662                        | 1200                                   | 435  |
| 新 乡 市 Xinxiang       | 179                         | 114                                    | 41   | 1884                            | 1245                                   | 532  | 4443                        | 3144                                   | 969  |
| 焦 作 市 Jiaozuo        | 104                         | 64                                     | 22   | 1113                            | 578                                    | 328  | 2611                        | 1396                                   | 572  |
| 濮 阳 市 Puyang         | 103                         | 86                                     | 9  | 900                             | 694                                    | 112  | 2183                        | 1614                                   | 234  |
| 许 昌 市 Xuchang        | 87                          | 56                                     | 28   | 926                             | 507                                    | 392  | 3403                        | 2503                                   | 820  |
| 漯 河 市 Luohe          | 101                         | 84                                     | 14   | 1293                            | 987                                    | 182  | 2966                        | 2472                                   | 381  |
| 三 门 峡 市 Sanmenxia    | 134                         | 59                                     | 42   | 1344                            | 567                                    | 588  | 3787                        | 1992                                   | 1544                                       |
| 南 阳 市 Nanyang        | 148                         | 68                                     | 72   | 1480                            | 478                                    | 959  | 4448                        | 2322                                   | 2011                                       |
| 商 丘 市 Shangqiu       | 118                         | 101                                    | 15   | 1186                            | 948                                    | 220  | 3546                        | 2607                                   | 886  |
| 信 阳 市 Xinyang        | 143                         | 97                                     | 33   | 1486                            | 844                                    | 456  | 4856                        | 3621                                   | 945  |
| 周 口 市 Zhoukou        | 103                         | 89                                     | 8  | 1092                            | 892                                    | 112  | 716                         | 407                                    | 234  |
| 驻 马 店 市 Zhumadian    | 139                         | 84                                     | 48   | 1463                            | 728                                    | 672  | 4158                        | 2566                                   | 1406                                       |
| 济 源 市 Jiyuan         | 19                          | 13                                     | 4  | 211                             | 137                                    | 56   | 574                         | 404                                    | 117  |




企业家信心状况(2000年)  
Confidence State of Enterprisor (2000)




企业景气经营景气指数 (2000年)  
Climate Index of Enterprises (2000)

# 企业调查

## Enterprise Survey



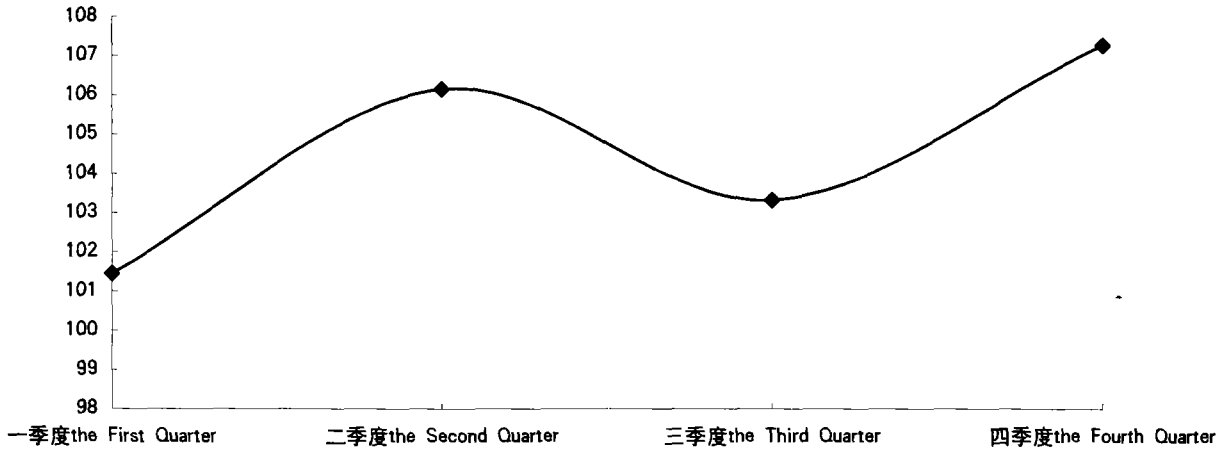
企业投资景气指数 (2000年)  
Climate Index of Investment of Enterprises (2000)



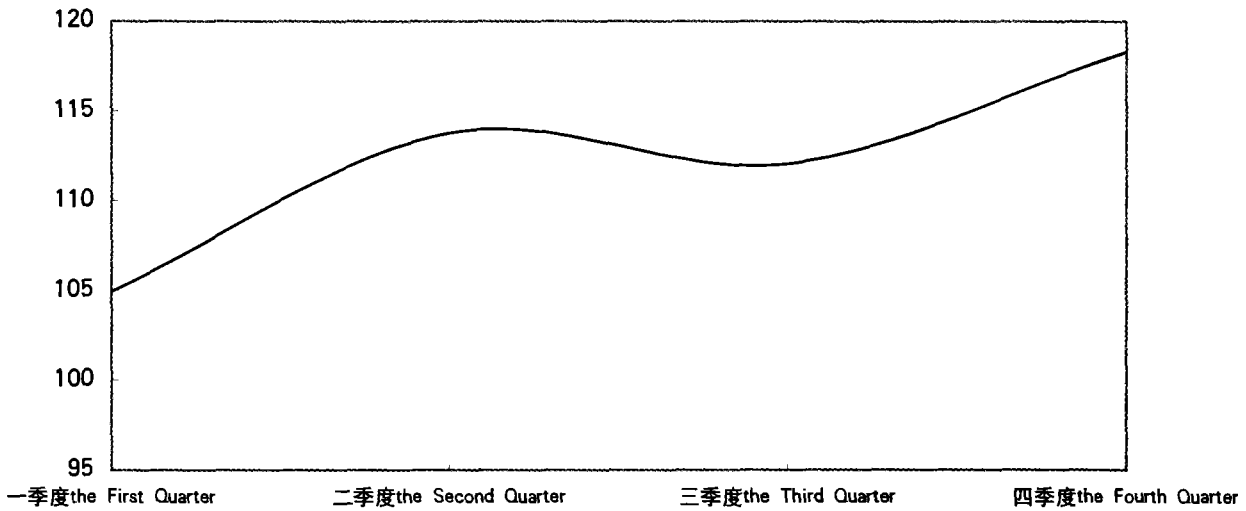
**编 辑：**王 兰 梁琳萍 陆军  
*Editors: Wang Lan Liang Linping Lu Jun*

**英文翻译：**姚琨璞  
*English translator: Yao Kunpu*

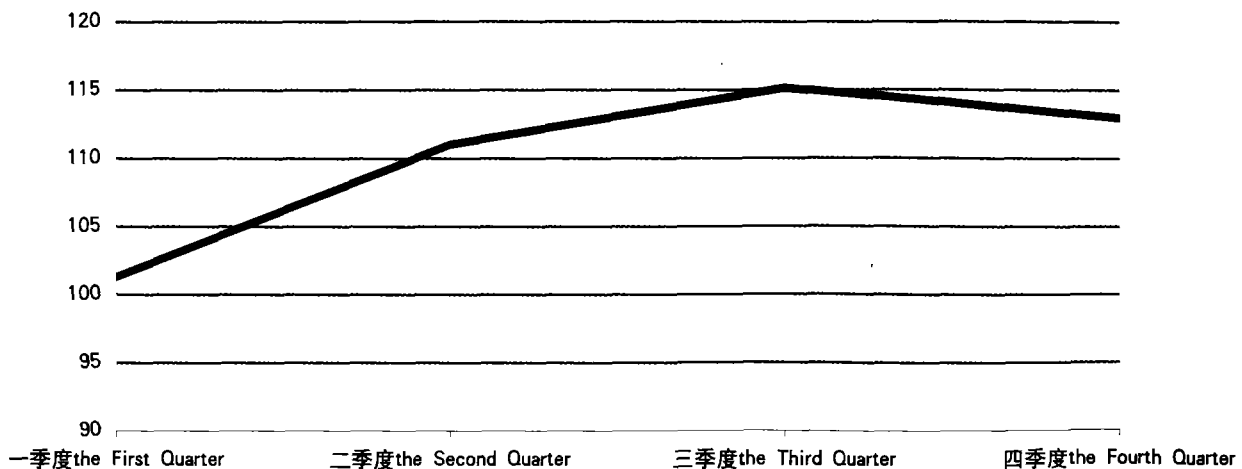
企业家信心状况(2000年)  
Confidence State of Enterpriser (2000)



企业综合经营景气指数 (2000年)  
Climate Index of Synthetical Management State of Enterprises (2000)



企业投资景气指数 (2000年)  
Climate Index of Investment of Enterprises (2000)



## 20-1 企业集团主要经济指标

## Main Economic Indicators of Enterprises(Group)

单位: 万元

(10 000 yuan)

| 指 标           | Item   | 1999     | 2000     | 2000年为<br>1999年%<br>2000 as<br>percentage<br>of 1999 |
|---------------|--|----------|----------|--|
| 单位数(个)        | Number of Industrial Enterprises (unit)  | 195      | 195      | 100.0  |
| # 亏损企业        | Loss-generating Enterprise Groups  | 57       | 59       | 103.5  |
| 年末资产总计        | Total Assets (The year end)  | 20811452 | 22335227 | 107.3  |
| 固定资产原价        | Original Values of Fixed Assets  | 11817090 | 13231307 | 112.0  |
| # 累计折旧        | Total Depreciation Drawn Accumulated   | 3860420  | 4371530  | 113.2  |
| # 本年折旧        | Draw Depreciation This Year  | 555057   | 599070   | 107.9  |
| 累计对外投资        | Total Outward Investment   | 411299   | 377210   | 91.7   |
| # 本年对外投资      | External Investment This Year  | 23016    | 93582    | 406.6  |
| 应收及预付款        | Receivables and Advance Payment  | 3150080  | 3398800  | 107.9  |
| # 应收帐款净额      | Net Value Receivables  | 2499079  | 2537586  | 101.5  |
| 存货            | Inventory  | 2769627  | 2904392  | 104.9  |
| 流动资产年平均余额     | Annual Average Balance of Circulating Funds                                      | 8987127  | 9463142  | 105.3  |
| 年末负债合计        | Total Liabilities (The year end)   | 13473622 | 14672420 | 108.9  |
| # 流动负债        | Liquid Liabilities   | 9338119  | 9870153  | 105.7  |
| # 应付及预收款      | Payables and Advance Payment   | 2309760  | 2418343  | 104.7  |
| 年末所有者权益合计     | Total Equity of Shareholder (Owner)  | 7337829  | 7662806  | 104.4  |
| # 股本(实收资本)    | Capital Stock (Capital Hold)   | 3984806  | 4393082  | 110.2  |
| 主营业务收入        | Major Business Revenue   | 10343370 | 11746825 | 113.6  |
| # 出口额         | Exports  | 397869   | 584585   | 146.9  |
| # 主营业务成本      | Major Business Costs   | 8235641  | 9243525  | 112.2  |
| 主营业务税金及附加     | Major Business Tax and Extra Charges   | 254282   | 270351   | 106.3  |
| 其他业务收入        | Other Business Revenue   | 468885   | 492060   | 104.9  |
| 存货跌价损失及期间费用合计 | Loss of Inventory Depreciation and Management<br>and Financial Costs of Business | 1810523  | 1889527  | 104.4  |
| 营业费用          | Business Costs   | 434051   | 460211   | 106.0  |
| 管理费用          | Management Costs   | 903067   | 985485   | 109.1  |
| # 税金          | Tax  | 31342    | 34732    | 110.8  |
| # 劳动、待业保险费    | Labor and Unemployment Insurance   | 217239   | 208329   | 95.9   |
| 财务费用          | Financial Costs of Business  | 414203   | 394666   | 95.3   |
| # 利息支出        | Expenses of Interest   | 385496   | 385297   | 99.9   |
| 存货跌价损失        | Loss of Inventory Depreciation   | 59202    | 49165    | 83.0   |
| 投资收益          | Investment Income  | 21696    | 19808    | 91.3   |
| 利润总额          | Total Profits  | 159962   | 343223   | 214.6  |
| # 应交所得税       | Income Tax Payable   | 119167   | 182895   | 153.5  |
| 亏损企业亏损额       | Total Lossing of Lossmaking Enterprise   | 250020   | 157913   | 63.2   |
| 应缴增值税         | Value Added Tax Payable  | 506074   | 571439   | 112.9  |
| 固定资产投资完成额     | Total Investment Completed in Fixed Assets                                       | 995310   | 1066829  | 107.2  |
| 研究开发费用        | Funds for Resench and Deveplment   | 94606    | 138888   | 146.8  |

20-1 续表1 continued

单位: 万元

(10 000 yuan)

| 指 标                    | Item  | 1999    | 2000     | 2000年为<br>1999年%<br>2000 as<br>percentage<br>of 1999 |
|------------------------|---|---------|----------|--|
| 从业人员 (人)               | Number of Employed Persons (person)   | 1129946 | 1098614  | 97.2   |
| 在岗人员                   | Fully-employed Staff and Workers  | 1118252 | 1081786  | 96.7   |
| 其他从业人员                 | Other Employed Persons  | 11694   | 16828    | 143.9  |
| 离开本单位仍保留<br>劳动关系人员 (人) | Condition of Staff and Workers who have left<br>their working units while keeping their<br>labour contract unchanged (person) | 115244  | 115496   | 100.2  |
| 劳动报酬                   | Remuneration  | 825854  | 910293   | 110.2  |
| 在岗人员劳动报酬               | Fully-employed Staff and Workers  | 820077  | 901729   | 110.0  |
| 其他从业人员劳动报酬             | Other Employed Persons  | 5777    | 8564     | 148.2  |
| 离开本单位仍保留劳动关系<br>人员生活费  | Living Allowances of Staff and Workers who<br>have left their working units while keeping<br>their labour contract unchanged  | 30425   | 37474    | 123.2  |
| 农林牧渔业总产值               | Gross Output Value of Enterprises in Farming,<br>Forestry, Animal Husbandry and Fishery                                       | 52704   | 51982    | 100.0  |
| 工业总产值                  | Gross Output Value of Industry  | 9749091 | 11249082 | 110.9  |
| 采掘业总产值                 | Gross Output Value of Mining and Quarrying<br>Enterprises   | 876700  | 896771   | 98.4   |
| 制造业总产值                 | Gross Output Value of Manufacturing Enterprises   | 8671932 | 10127112 | 112.3  |
| 电力、煤气及水生产和<br>供应业总产值   | Gross Output Value of Electricity, Gas and Water<br>Production and Supply Enterprises   | 200459  | 225199   | 108.0  |
| 工业销售产值                 | Total Sales of Industry   | 9545646 | 10998573 | 110.8  |
| 采掘业销售产值                | Total Sales of Mining and Quarrying Enterprises   | 861885  | 917391   | 102.3  |
| 制造业销售产值                | Total Sales of Manufacturing Enterprises  | 8501803 | 9867195  | 111.6  |
| 电力、煤气及水生产和<br>供应业销售产值  | Total Sales of Electricity, Gas and Water<br>Production and Supply Enterprises  | 181958  | 213987   | 113.1  |
| 建筑业总产值                 | Gross Output Value of Construction Enterprises  | 237934  | 280430   | 117.9  |
| 交通运输业货运量               | Freight Traffic of Transport Enterprises  | 6251    | 6094     | 97.5   |
| 交通运输业客运量               | Passenger Traffic of Transport Enterprises  | 1512    | 1551     | 102.6  |
| 批发零售贸易业商品销售总额          | Total Sales of Wholesale and Retail Trade &<br>Catering Services Enterprises  | 1150184 | 989135   | 86.0   |
| 外贸企业进出口总额 (万美元)        | Total Imports and Exports of Foreign Trade<br>Enterprises (USD 10 000)  | 19262   | 27341    | 141.9  |
| # 出口额                  | Exports   | 12854   | 15232    | 118.5  |

注: 1. 本表产值指标按当年价格计算, 农业总产值、工业总产值、工业销售产值发展速度按可比价格计算 (下表同)。

2. 1999年数据按2000年调查口径进行了调整 (下表同)。

a) Output value indicators in this table are calculated at current prices. The growth rates of agriculture, industry and industrial sales are based on comparable prices.

b) Data in 1999 are adjusted according to the result of sample survey in 2000.

## 20--2 重点企业（集团）主要经济指标

### Main Economic Indicators of Major Enterprises

单位：万元

(10 000 yuan)

| 指 标           | Item   | 1999     | 2000     | 2000年为<br>1999年%<br>2000 as<br>percentage<br>of 1999 |
|---------------|--|----------|----------|--|
| 单位数（个）        | Number of Enterprise Groups (unit)   | 74       | 74       | 100.0  |
| # 亏损企业        | Loss-generating Enterprise Groups  | 8        | 15       | 187.5  |
| 年末资产总计        | Total Assets   | 15028738 | 16201004 | 107.8  |
| 固定资产原价        | Original Value of Fixed Assets   | 8787988  | 9849129  | 112.1  |
| # 累计折旧        | Total Depreciation Drawn Accumulated   | 2994733  | 3391407  | 113.2  |
| # 本年折旧        | Draw Depreciation This Year  | 433443   | 475955   | 109.8  |
| 累计对外投资        | Total Outward Investment   | 332176   | 287861   | 86.7   |
| # 本年对外投资      | External Investment This Year  | 15748    | 71041    | 451.1  |
| 应收及预付款        | Receivables and Advance Payment  | 2119153  | 2409094  | 113.7  |
| # 应收帐款净额      | Net Value Receivables  | 1761192  | 1754621  | 99.6   |
| 存货            | Inventory  | 1789520  | 1960704  | 109.6  |
| 流动资产年平均余额     | Annual Average Balance of Circulating Funds                                      | 6161243  | 6671007  | 108.3  |
| 年末负债合计        | Total Liabilities  | 9095660  | 9984654  | 109.8  |
| # 流动负债        | Liquid Liabilities   | 6075383  | 6435177  | 105.9  |
| # 应付及预收款      | Payables and Advance Payment   | 1476896  | 1517614  | 102.8  |
| 年末所有者权益合计     | Total Equity of Shareholder (Owner)  | 5933078  | 6216350  | 104.8  |
| # 股本(实收资本)    | Capital Stock (Capital Hold)   | 2887975  | 3211163  | 111.2  |
| 主营业务收入        | Major Business Revenue   | 7481728  | 8865243  | 118.5  |
| # 出口额         | Exports  | 310262   | 476084   | 153.4  |
| # 主营业务成本      | Major Business Costs   | 5932235  | 6938463  | 117.0  |
| # 主营业务税金及附加   | Major Business Tax and Extra Charges   | 122160   | 133511   | 109.3  |
| 其他业务收入        | Other Business Revenue   | 381697   | 388192   | 101.7  |
| 存货跌价损失及期间费用合计 | Loss of Inventory Depreciation and Management and<br>Financial Costs of Business | 1258695  | 1391646  | 110.6  |
| 营业费用          | Business Costs   | 323327   | 344745   | 106.6  |
| 管理费用          | Management Costs   | 648596   | 752669   | 116.0  |
| # 税金          | Tax  | 21317    | 24986    | 117.2  |
| # 劳动、待业保险费    | Labor and Unemployment Insurance   | 161751   | 154718   | 95.7   |
| 财务费用          | Financial Costs of Business  | 253674   | 263894   | 104.0  |
| # 利息支出        | Expenses of Interest   | 235844   | 261449   | 110.9  |
| 存货跌价损失        | Loss of Inventory Depreciation   | 33098    | 30338    | 91.7   |
| 投资收益          | Investment Income  | 22164    | 16618    | 75.0   |
| 利润总额          | Total Profits  | 265619   | 338215   | 127.3  |
| # 应交所得税       | Income Tax Payable   | 97400    | 164942   | 169.3  |

20-2 续表1 continued

单位: 万元

(10 000 yuan)

| 指 标                    | Item   | 1999    | 2000    | 2000年为<br>1999年%<br>2000 as<br>percentage<br>of 1999 |
|------------------------|--|---------|---------|--|
| 亏损企业亏损额                | Total Lossing of Lossmaking Enterprise   | 66991   | 78208   | 116.7  |
| 应缴增值税                  | Value Added Tax Payable  | 404273  | 447251  | 110.6  |
| 固定资产投资完成额              | Total Investment Completed in Fixed Assets   | 788628  | 877842  | 111.3  |
| 研究开发费用                 | Funds for Resench and Deveplment   | 82945   | 123069  | 148.4  |
| 从业人员 (人)               | Number of Employed Persons (person)  | 786192  | 765589  | 97.4   |
| 在岗人员                   | Fully-employed Staff and Workers   | 783269  | 759418  | 97.0   |
| 其他从业人员                 | Other Employed Persons   | 2923    | 6171    | 211.1  |
| 离开本单位仍保留劳动<br>关系人员 (人) | Condition of Staff and Workers who have left their working<br>units while keeping their labour contract unchanged (person) | 55584   | 50937   | 91.6   |
| 劳动报酬                   | Remuneration   | 626540  | 694254  | 110.8  |
| 在岗人员劳动报酬               | Fully-employed Staff and Workers   | 624822  | 689975  | 110.4  |
| 其他从业人员劳动报酬             | Other Employed Persons   | 1718    | 4279    | 249.1  |
| 离开本单位仍保留劳动关系<br>人员生活费  | Living Allowances of Staff and Workers who have left their<br>working units while keeping their labour contract unchanged  | 20527   | 25026   | 121.9  |
| 农林牧渔业总产值               | Gross Output Value of Enterprises in Farming,Forestry,<br>Animal Husbandry and Fishery                                     | 51024   | 50409   | 100.2  |
| 工业总产值                  | Gross Output Value of Industry   | 7718692 | 9049888 | 112.7  |
| 采掘业总产值                 | Gross Output Value of Mining and Quarrying Enterprises   | 701724  | 701117  | 96.1   |
| 制造业总产值                 | Gross Output Value of Manufacturing Enterprises  | 6970706 | 8298855 | 114.5  |
| 电力、煤气及水生产和<br>供应业总产值   | Gross Output Value of Electricity,Gas and<br>Water Production and Supply Enterprises                                       | 46262   | 49916   | 103.7  |
| 工业销售产值                 | Total Sales of Industry  | 7575226 | 8856009 | 112.4  |
| 采掘业销售产值                | Total Sales of Mining and Quarrying Enterprises  | 682764  | 719717  | 101.4  |
| 制造业销售产值                | Total Sales of Manufacturing Enterprises   | 6846860 | 8087010 | 113.6  |
| 电力、煤气及水生产和<br>供应业销售产值  | Total Sales of Electricity,Gas and Water<br>Production and Supply Enterprises  | 45602   | 49282   | 103.9  |
| 建筑业总产值                 | Gross Output Value of Construction Enterprises   | 20130   | 17251   | 85.7   |
| 交通运输业货运量               | Freight Traffic of Transport Enterprises   | 4044    | 3907    | 96.6   |
| 交通运输业客运量               | Passenger Traffic of Transport Enterprises   | 106     | 73      | 68.9   |
| 批发零售贸易业商品销售总额          | Total Sales of Wholesale and Retail Trade & Catering<br>Services Enterprises   | 242567  | 270017  | 111.3  |
| 外贸企业进出口总额 (万美元)        | Total Imports and Exports of Foreign Trade Enterprises<br>(USD 10 000)   | 9995    | 12977   | 129.8  |
| # 出口额                  | Exports  | 4997    | 4934    | 98.7   |



## 20-3 现代企业制度及重点企业主要经济指标 (2000年)

单位: 万元

| 指 标                    | Item   | 总 计      |                                     |                             |  |
|------------------------|--|----------|-------------------------------------|-----------------------------|--|
|                        |  | Total    | # 采掘业<br>Mining<br>and<br>Quarrying | # 制造业<br>Manufac-<br>turing | # 电力、煤气<br>及水的生产<br>和供应业<br>Production<br>and Supply<br>of Electricity,<br>Gas and Water |
| 企业单位数 (个)              | Number of Enterprise Groups (unit)   | 284      | 13                                  | 228                         | 24   |
| 注册资本                   | Registration Capital   | 5196065  | 777600                              | 3117815                     | 1205340  |
| 国家资本                   | State-owned Capital  | 3659136  | 513547                              | 2079009                     | 1016963  |
| 集体资本                   | Collective Owned Capital   | 128820   | 2685                                | 120915                      | 640  |
| 法人资本                   | Lower-owned Capital  | 1097834  | 251438                              | 688423                      | 126772   |
| 个人资本                   | Private Capital  | 175105   | 9524                                | 147521                      | 9168   |
| 外商资本                   | Foreign Fund Capital   | 135167   | 406                                 | 81945                       | 51795  |
| 年末资产总计                 | Total Assets (year-end)  | 22819883 | 3668597                             | 16133473                    | 2539082  |
| 固定资产原价                 | Original Values of Fixed Assets  | 14278425 | 2580790                             | 8909199                     | 2661725  |
| 累计对外投资                 | Total Outward Investment   | 673949   | 97066                               | 528986                      | 38078  |
| # 本年对外投资               | External Investment in Current Year  | 112899   | 46613                               | 51472                       | 13029  |
| 流动资产年平均余额              | Annual Average Balance of Circulating Funds  | 8880317  | 1259240                             | 6778490                     | 563809   |
| 年末负债合计                 | Total Liabilities (year-end)   | 14437621 | 2231188                             | 10351735                    | 1528836  |
| # 流动负债                 | Liquid Liabilities   | 8815553  | 1176315                             | 6926718                     | 412553   |
| 年末股东 (所有者) 权益合计        | Total Equity of Shareholder (Owner)  | 8382262  | 1437409                             | 5781738                     | 1010246  |
| # 股本 (实收资本)            | Capital Stock (Capital Hold)   | 5049959  | 823686                              | 3308134                     | 818623   |
| 主营业务收入                 | Major Business Revenue   | 11589122 | 1235823                             | 9258577                     | 838671   |
| # 出口额                  | Exports  | 568626   | 19459                               | 548495                      | 672  |
| # 主营业务成本               | Major Business Costs   | 9213822  | 905278                              | 7477032                     | 609713   |
| 主营业务税金及附加              | Major Business Tax and Extra Charges   | 268850   | 21159                               | 231175                      | 8749   |
| 其他业务收入                 | Other Business Revenue   | 630126   | 342480                              | 263696                      | 8892   |
| 存货跌价损失和营业<br>管理财务等费用合计 | Loss of Inventory Depreciation and Management<br>and Financial Costs of Business   | 1648562  | 251651                              | 1225132                     | 138727   |
| 投资收益                   | Investment Income  | 79613    | 54695                               | 21136                       | 3282   |
| 营业外收入                  | Non-business Revenue   | 44790    | 1869                                | 40432                       | 2205   |
| 利润总额                   | Total Pre-tax Profits  | 514163   | 46937                               | 375361                      | 95230  |
| 应缴增值税                  | Value Added Tax Payable  | 635432   | 91844                               | 407043                      | 135429   |
| 固定资产投资完成额              | Total Investment Completed in Fixed Assets   | 963517   | 269862                              | 582273                      | 101875   |
| 研究开发费用                 | Funds for Resenrch and Develprment   | 147000   | 7166                                | 139272                      | 510  |
| 从业人员年末人数 (人)           | Number of Employed Persons (year-end) (person)   | 1056835  | 320258                              | 648184                      | 33879  |
| 在岗职工                   | Fully-employed Staff and Workers   | 1046341  | 319253                              | 640969                      | 33821  |
| 其他从业人员                 | Other Employed Persons   | 10494    | 1005                                | 7215                        | 58   |
| 离开本单位仍保留劳动<br>关系人员 (人) | Condition of Staff and Workers who have left<br>their working units while keeping their labour<br>contract unchanged(person) | 107887   | 30123                               | 69669                       | 833  |
| 从业人员劳动报酬               | Remuneration   | 933283   | 252438                              | 594182                      | 44294  |
| 在岗职工                   | Fully-employed Staff and Workers   | 928318   | 251922                              | 590820                      | 44254  |
| 其他从业人员                 | Other Employed Persons   | 4964     | 516                                 | 3361                        | 40   |
| 离开本单位仍保留劳动关<br>系人员生活费  | Living Allowances of Staff and Workers who have<br>left their working units while keeping their<br>labour contract unchanged | 33815    | 7191                                | 25686                       | 141  |

# Main Economic Indicators of Modern System and Major Enterprises(2000)

(10 000 yuan)

| #国有<br>绝对控股   | #国有<br>相对控股   | #集体<br>绝对控股  | #特大型                               | #大型                       | #中型                             | #国有<br>企业                      | #国有<br>独资公司                               | #其他<br>有限公司                                   | #股份<br>有限公司                                    |
|---|---|--|------------------------------------|---------------------------|---------------------------------|--------------------------------|---|---|--|
| Controlling<br>Share Abso-<br>lutely Hold<br>by the State | Controlling<br>Share Rela-<br>tively Hold<br>by the State | Controlling<br>Share Absolu-<br>tely Hold<br>by Collective | Especially<br>Large<br>Enterprises | Large<br>Enter-<br>prises | Medium-<br>sized<br>Enterprises | State-<br>owned<br>Enterprises | State-<br>owned<br>Private<br>Enterprises | Other<br>Limited<br>Liability<br>Corporations | Share-<br>holding<br>Corpor-<br>ations<br>Ltd. |
| 198   | 24  | 25   | 12                                 | 160                       | 96                              | 29                             | 18  | 143   | 80   |
| 4631783   | 247354  | 109829   | 1430993                            | 3368772                   | 378976                          | 333107                         | 571336                                    | 3439998                                       | 659453   |
| 3516486   | 108704  | 2160   | 1167992                            | 2283256                   | 205026                          | 332403                         | 281947                                    | 2672537                                       | 303398   |
| 15717   | 603   | 89362  | 3348                               | 98186                     | 16399                           | 539                            |   | 70391   | 44317  |
| 990706  | 54514   | 4495   | 258157                             | 725397                    | 113365                          |                                | 289389                                    | 642837  | 165348   |
| 79025   | 44407   | 12180  | 402                                | 131951                    | 40735                           | 165                            |   | 28594   | 142756   |
|   | 39124   | 1631   | 1094                               | 129980                    | 3450                            |                                |   | 25638   | 3632   |
| 19978747  | 1105555   | 899656   | 6991319                            | 13897795                  | 1728634                         | 1262363                        | 3368256                                   | 14017014                                      | 3586280  |
| 12841738  | 461237  | 465932   | 4673234                            | 8513992                   | 1024185                         | 808225                         | 2141788                                   | 9347303                                       | 1620407  |
| 614559  | 22903   | 36178  | 335793                             | 304071                    | 34085                           | 14425                          | 105325                                    | 455535  | 98650  |
| 98090   | 13809   | 1000   | 35492                              | 68100                     | 9307                            | 2147                           | 22571                                     | 57641   | 30540  |
| 7591995   | 578761  | 316742   | 2555378                            | 5525995                   | 760521                          | 533058                         | 1123992                                   | 5419801                                       | 1478364  |
| 12685902  | 606889  | 625654   | 4283580                            | 8890384                   | 1091776                         | 937332                         | 2172287                                   | 8940419                                       | 2119027  |
| 7452746   | 506308  | 430798   | 2395180                            | 5507846                   | 760194                          | 540389                         | 980099                                    | 5528145                                       | 1527974  |
| 7292845   | 498665  | 274001   | 2707739                            | 5007411                   | 636858                          | 325030                         | 1195969                                   | 5076594                                       | 1467252  |
| 4460385   | 219316  | 150724   | 1420763                            | 3233109                   | 374632                          | 190192                         | 877648                                    | 3044094                                       | 749186   |
| 9619288   | 711461  | 633550   | 3234571                            | 7279206                   | 986873                          | 740374                         | 2029319                                   | 6257224                                       | 2009411  |
| 463708  | 15658   | 20296  | 184631                             | 335001                    | 48994                           | 5317                           | 16244                                     | 363209  | 132644   |
| 7662201   | 545988  | 492133   | 2541553                            | 5810212                   | 786149                          | 571580                         | 1576601                                   | 5059496                                       | 1569142  |
| 245211  | 4105  | 9921   | 68403                              | 192627                    | 7566                            | 102508                         | 71244                                     | 66912   | 21529  |
| 596036  | 15127   | 2843   | 250227                             | 370425                    | 9465                            | 48261                          | 141400                                    | 407124  | 16240  |
| 1404855   | 88885   | 96130  | 525366                             | 972150                    | 140911                          | 76609                          | 273564                                    | 959878  | 308015   |
| 76469   | 2270  | -100   | 7795                               | 68877                     | 2940                            | 198                            | 49363                                     | 22840   | 8005   |
| 41654   | 1410  | 1170   | 13476                              | 30703                     | 224                             | 1043                           | 2414                                      | 34884   | 5679   |
| 425991  | 27214   | 29980  | 163974                             | 300005                    | 49390                           | 17187                          | 130891                                    | 210394  | 125390   |
| 567044  | 24801   | 21361  | 183341                             | 400014                    | 49710                           | 87410                          | 100668                                    | 335492  | 94491  |
| 888441  | 38962   | 28279  | 269617                             | 589270                    | 103337                          | 69536                          | 194814                                    | 535612  | 150901   |
| 126516  | 11067   | 6229   | 52124                              | 86216                     | 8575                            | 2162                           | 27810                                     | 74649   | 38852  |
| 918805  | 37764   | 52993  | 275970                             | 659016                    | 109034                          | 59289                          | 95880                                     | 735118  | 148255   |
| 908798  | 37618   | 52685  | 275419                             | 652947                    | 105177                          | 59109                          | 95809                                     | 728163  | 145095   |
| 10007   | 146   | 308  | 551                                | 6069                      | 3857                            | 180                            | 71  | 6955  | 3160   |
| 99820   | 3169  | 1514   | 20623                              | 75956                     | 10117                           | 7200                           | 2478                                      | 85674   | 11546  |
| 841625  | 33872   | 27349  | 310368                             | 545040                    | 72561                           | 50981                          | 144444                                    | 605201  | 112654   |
| 837439  | 33678   | 27164  | 310048                             | 541650                    | 71310                           | 50851                          | 144396                                    | 602191  | 111432   |
| 4186  | 194   | 185  | 320                                | 3390                      | 1251                            | 130                            | 48  | 3010  | 1222   |
| 31834   | 895   | 365  | 11835                              | 20338                     | 1546                            | 1459                           | 922                                       | 28294   | 2743   |

## 20-4 按不同类型分的企业家信心状况(2000年一季度)

## Confidence State of Enterpriser by Categories (the First quarter of 2000)

| 分 类               | Item  | 本期实际 The Actuality of this Season |                   |                       |                          | 下期预计 The Foresee of next Season |                   |                       |                          |
|-------------------|---|-----------------------------------|-------------------|-----------------------|--------------------------|---------------------------------|-------------------|-----------------------|--------------------------|
|                   |   | 乐观<br>Opti-<br>mism               | 一般<br>Com-<br>mon | 不乐观<br>No<br>Optimism | 景气指数<br>Climate<br>Index | 乐观<br>Opti-<br>mism             | 一般<br>Com-<br>mon | 不乐观<br>No<br>Optimism | 景气指数<br>Climate<br>Index |
| <b>总体情况</b>       | <b>The Circumstances of Ensemble</b>                              | 22.62                             | 56.21             | 21.17                 | 101.45                   | 31.02                           | 48.43             | 20.55                 | 110.48                   |
| <b>按登记注册类型分</b>   | <b>By Registration</b>  |                                   |                   |                       |                          |                                 |                   |                       |                          |
| 国有经济              | State-owned Enterprises   | 21.54                             | 56.06             | 22.40                 | 99.14                    | 28.16                           | 48.78             | 23.06                 | 105.10                   |
| 集体经济              | Collective Owned Enterprises                                      | 18.53                             | 58.66             | 22.81                 | 95.72                    | 29.12                           | 49.74             | 21.14                 | 107.97                   |
| 有限责任公司            | Limited Liability Corporations                                    | 21.00                             | 59.69             | 19.30                 | 101.70                   | 33.41                           | 52.63             | 13.97                 | 119.44                   |
| 股份有限公司            | Share-holding Corporations Ltd.                                   | 36.85                             | 43.26             | 19.88                 | 116.97                   | 46.84                           | 40.08             | 13.09                 | 133.75                   |
| 外商及港澳台<br>投资经济    | Enterprises Fund by Entreneurs from<br>HongKong, Macao and Taiwan | 35.92                             | 49.73             | 14.36                 | 121.56                   | 37.25                           | 52.68             | 10.07                 | 127.18                   |
| 其他各种经济            | The other's Owned Enterprises                                     | 33.69                             | 62.60             | 3.70                  | 129.99                   | 44.44                           | 40.74             | 14.81                 | 129.63                   |
| <b>按国民经济行业分</b>   | <b>By Sector</b>  |                                   |                   |                       |                          |                                 |                   |                       |                          |
| 工业                | Industry  | 24.76                             | 55.76             | 19.48                 | 105.27                   | 32.93                           | 51.13             | 15.94                 | 117.00                   |
| 建筑业               | Construction  | 21.02                             | 48.66             | 30.32                 | 90.70                    | 27.79                           | 41.95             | 30.25                 | 97.54                    |
| 交通运输、仓储<br>及邮电通信业 | Transport ,Storage,Post and<br>Telecommunications                 | 16.42                             | 63.78             | 19.80                 | 96.62                    | 33.34                           | 40.96             | 25.70                 | 107.64                   |
| 批发和零售贸易、<br>餐饮业   | Wholesale and Retail Trade &<br>Caterubg Services                 | 16.04                             | 63.72             | 20.24                 | 95.80                    | 19.34                           | 54.65             | 26.01                 | 93.32                    |
| 房地产业              | Real Estate Trade   | 33.02                             | 52.54             | 14.43                 | 118.59                   | 43.57                           | 42.00             | 14.43                 | 129.13                   |
| 社会服务业             | Social Services   | 21.47                             | 52.43             | 26.10                 | 95.37                    | 28.61                           | 44.26             | 27.12                 | 101.49                   |
| <b>按企业规模分</b>     | <b>By Size of Enterprises</b>                                     |                                   |                   |                       |                          |                                 |                   |                       |                          |
| 大型                | Large Enterprises   | 24.55                             | 57.29             | 18.16                 | 106.38                   | 34.24                           | 51.34             | 14.43                 | 119.81                   |
| 中型                | Medium-sized Enterprises  | 21.92                             | 55.77             | 22.31                 | 99.61                    | 29.16                           | 49.90             | 20.94                 | 108.22                   |
| 小型                | Small Enterprises   | 22.47                             | 56.18             | 21.35                 | 101.12                   | 30.45                           | 43.98             | 25.56                 | 104.89                   |

## 20-5 按不同类型分的企业综合经营状况(2000年一季度)

## Synthetical Management State of Enterprises by Categories (the First quarter of 2000)

| 分 类               | Item  | 本期实际 The Actuality of this Season |              |           |                          | 下期预计 The Foresee of next Season |              |           |                          |
|-------------------|---|-----------------------------------|--------------|-----------|--------------------------|---------------------------------|--------------|-----------|--------------------------|
|                   |   | 良好<br>Good                        | 一般<br>Common | 不佳<br>Bad | 景气指数<br>Climate<br>Index | 良好<br>Good                      | 一般<br>Common | 不佳<br>Bad | 景气指数<br>Climate<br>Index |
| <b>总体情况</b>       | <b>The Circumstances of Ensemble</b>                              | 31.19                             | 42.56        | 26.25     | 104.93                   | 35.39                           | 52.04        | 12.57     | 122.83                   |
| <b>按登记注册类型分</b>   | <b>By Registration</b>  |                                   |              |           |                          |                                 |              |           |                          |
| 国有经济              | State-owned Enterprises   | 32.85                             | 44.19        | 22.96     | 109.89                   | 34.55                           | 54.84        | 10.61     | 123.94                   |
| 集体经济              | Collective Owned Enterprises                                      | 25.63                             | 44.97        | 29.40     | 96.23                    | 35.57                           | 49.22        | 15.21     | 120.36                   |
| 有限责任公司            | Limited Liability Corporations                                    | 27.32                             | 42.01        | 30.67     | 96.65                    | 34.12                           | 49.59        | 16.28     | 117.84                   |
| 股份有限公司            | Share-holding Corporations Ltd.                                   | 46.44                             | 30.97        | 22.59     | 123.85                   | 59.11                           | 34.51        | 6.38      | 152.73                   |
| 外商及港澳台<br>投资经济    | Enterprises Fund by Entreneurs from<br>HongKong, Macao and Taiwan | 34.03                             | 48.73        | 17.25     | 116.78                   | 38.26                           | 49.66        | 12.09     | 126.17                   |
| 其他各种经济            | The other's Owned Enterprises                                     | 26.29                             | 62.60        | 11.11     | 115.17                   | 38.18                           | 54.41        | 7.41      | 130.78                   |
| <b>按国民经济行业分</b>   | <b>By Sector</b>  |                                   |              |           |                          |                                 |              |           |                          |
| 工业                | Industry  | 34.39                             | 45.66        | 19.95     | 114.44                   | 41.00                           | 51.13        | 7.87      | 133.14                   |
| 建筑业               | Construction  | 17.39                             | 35.61        | 47.00     | 70.39                    | 41.58                           | 45.29        | 13.12     | 128.46                   |
| 交通运输、仓储<br>及邮电通信业 | Transport ,Storage,Post and<br>Telecommunications                 | 25.87                             | 42.30        | 31.83     | 94.04                    | 23.28                           | 52.53        | 24.20     | 99.08                    |
| 批发和零售贸易、<br>餐饮业   | Wholesale and Retail Trade &<br>Caterubg Services                 | 35.37                             | 48.41        | 16.23     | 119.14                   | 24.20                           | 62.84        | 12.96     | 111.24                   |
| 房地产业              | Real Estate Trade   | 36.91                             | 39.29        | 23.80     | 113.10                   | 46.28                           | 37.13        | 16.59     | 129.70                   |
| 社会服务业             | Social Services   | 25.81                             | 30.93        | 43.26     | 82.56                    | 22.94                           | 55.85        | 21.22     | 101.72                   |
| <b>按企业规模分</b>     | <b>By Size of Enterprises</b>                                     |                                   |              |           |                          |                                 |              |           |                          |
| 大型                | Large Enterprises   | 38.56                             | 43.17        | 18.27     | 120.29                   | 41.86                           | 52.91        | 5.23      | 136.62                   |
| 中型                | Medium-sized Enterprises  | 29.86                             | 42.63        | 27.50     | 102.36                   | 35.36                           | 50.49        | 14.15     | 121.22                   |
| 小型                | Small Enterprises   | 23.60                             | 45.69        | 30.71     | 92.88                    | 31.84                           | 50.19        | 17.98     | 113.86                   |

## 20-6 按不同类型分的生产情况(2000年一季度)

## Production of Enterprises by Categories (the First quarter of 2000)

| 分 类               | Item   | 本期实际 The Actuality of this Season |           |       |               | 下期预计 The Foresee of next Season |           |       |               |
|-------------------|--|-----------------------------------|-----------|-------|---------------|---------------------------------|-----------|-------|---------------|
|                   |  | 增加                                | 持平        | 减少    | 景气指数          | 增加                              | 持平        | 减少    | 景气指数          |
|                   |  | Add                               | Unchanged | Abate | Climate Index | Add                             | Unchanged | Abate | Climate Index |
| <b>总体情况</b>       | <b>The Circumstances of Ensemble</b>                                 | 32.75                             | 31.83     | 35.42 | 97.34         | 43.65                           | 39.43     | 16.93 | 126.72        |
| <b>按登记注册类型分</b>   | <b>By Registration</b>   |                                   |           |       |               |                                 |           |       |               |
| 国有经济              | State-owned Enterprises  | 33.77                             | 37.14     | 29.09 | 104.68        | 42.37                           | 41.24     | 16.38 | 125.99        |
| 集体经济              | Collective Owned Enterprises   | 31.36                             | 27.36     | 41.28 | 90.07         | 43.34                           | 43.08     | 13.57 | 129.77        |
| 有限责任公司            | Limited Liability Corporations                                       | 28.48                             | 27.79     | 43.73 | 84.75         | 37.34                           | 44.34     | 18.32 | 119.03        |
| 股份有限公司            | Share-holding Corporations Ltd.                                      | 43.08                             | 10.30     | 46.62 | 96.46         | 53.51                           | 26.37     | 20.12 | 133.39        |
| 外商及港澳台<br>投资经济    | Enterprises Fund by Entrepreneurs from<br>HongKong, Macao and Taiwan | 28.25                             | 35.33     | 36.42 | 91.84         | 59.68                           | 28.67     | 11.65 | 148.03        |
| 其他各种经济            | The other's Owned Enterprises  | 33.69                             | 51.49     | 14.81 | 118.88        | 49.29                           | 43.30     | 7.41  | 141.89        |
| <b>按国民经济行业分</b>   | <b>By Sector</b>   |                                   |           |       |               |                                 |           |       |               |
| 工业                | Industry   | 35.22                             | 32.86     | 31.91 | 103.31        | 44.67                           | 42.25     | 13.08 | 131.59        |
| 建筑业               | Construction   | 16.42                             | 24.35     | 59.23 | 57.18         | 56.10                           | 28.98     | 14.92 | 141.18        |
| 交通运输、仓储<br>及邮电通信业 | Transport ,Storage,Post and<br>Telecommunications                    | 32.68                             | 38.74     | 28.58 | 104.10        | 39.76                           | 41.77     | 18.47 | 121.30        |
| 批发和零售贸易、<br>餐饮业   | Wholesale and Retail Trade &<br>Caterubg Services                    | 38.65                             | 21.46     | 39.90 | 98.75         | 32.02                           | 37.56     | 30.43 | 101.59        |
| 房地产业              | Real Estate Trade  | 32.20                             | 38.54     | 29.26 | 102.94        | 54.97                           | 34.72     | 10.31 | 144.66        |
| 社会服务业             | Social Services  | 28.61                             | 32.95     | 38.44 | 90.18         | 40.05                           | 35.46     | 24.49 | 115.56        |
| <b>按企业规模分</b>     | <b>By Size of Enterprises</b>  |                                   |           |       |               |                                 |           |       |               |
| 大型                | Large Enterprises  | 36.16                             | 28.83     | 35.01 | 101.15        | 36.29                           | 45.63     | 18.08 | 118.21        |
| 中型                | Medium-sized Enterprises   | 31.83                             | 33.60     | 34.58 | 97.25         | 51.67                           | 33.99     | 14.34 | 137.33        |
| 小型                | Small Enterprises  | 28.84                             | 34.83     | 36.33 | 92.51         | 42.11                           | 41.35     | 16.54 | 125.56        |

## 20-7 按不同类型分的税后利润情况(2000年一季度)

## Profits after Tax Enterprises by Categories (the First quarter of 2000)

| 分 类               | Item   | 本期实际 The Actuality of this Season |           |       |               | 下期预计 The Foresee of next Season |           |       |               |
|-------------------|--|-----------------------------------|-----------|-------|---------------|---------------------------------|-----------|-------|---------------|
|                   |  | 增加                                | 持平        | 减少    | 景气指数          | 增加                              | 持平        | 减少    | 景气指数          |
|                   |  | Add                               | Unchanged | Abate | Climate Index | Add                             | Unchanged | Abate | Climate Index |
| <b>总体情况</b>       | <b>The Circumstances of Ensemble</b>                                 | 25.67                             | 32.58     | 41.74 | 83.93         | 33.63                           | 42.95     | 23.43 | 110.21        |
| <b>按登记注册类型分</b>   | <b>By Registration</b>   |                                   |           |       |               |                                 |           |       |               |
| 国有经济              | State-owned Enterprises  | 27.57                             | 34.35     | 38.08 | 89.48         | 30.85                           | 45.47     | 23.68 | 107.17        |
| 集体经济              | Collective Owned Enterprises   | 19.45                             | 32.48     | 48.07 | 71.37         | 30.57                           | 45.30     | 24.13 | 106.45        |
| 有限责任公司            | Limited Liability Corporations                                       | 24.06                             | 29.30     | 46.64 | 77.43         | 40.24                           | 36.63     | 23.13 | 117.11        |
| 股份有限公司            | Share-holding Corporations Ltd.                                      | 36.74                             | 20.82     | 42.44 | 94.30         | 41.17                           | 43.72     | 15.11 | 126.05        |
| 外商及港澳台<br>投资经济    | Enterprises Fund by Entrepreneurs from<br>HongKong, Macao and Taiwan | 32.53                             | 34.47     | 33.00 | 99.53         | 51.95                           | 31.12     | 16.92 | 135.03        |
| 其他各种经济            | The other's Owned Enterprises  | 21.08                             | 40.74     | 38.18 | 82.89         | 27.43                           | 61.46     | 11.11 | 116.32        |
| <b>按国民经济行业分</b>   | <b>By Sector</b>   |                                   |           |       |               |                                 |           |       |               |
| 工业                | Industry   | 29.37                             | 31.12     | 39.51 | 89.86         | 36.44                           | 45.62     | 17.94 | 118.50        |
| 建筑业               | Construction   | 11.91                             | 33.79     | 54.30 | 57.61         | 32.79                           | 40.54     | 26.67 | 106.13        |
| 交通运输、仓储<br>及邮电通信业 | Transport ,Storage,Post and<br>Telecommunications                    | 23.26                             | 33.83     | 42.91 | 80.35         | 29.80                           | 38.88     | 31.32 | 98.49         |
| 批发和零售贸易、<br>餐饮业   | Wholesale and Retail Trade &<br>Caterubg Services                    | 29.19                             | 31.51     | 39.30 | 89.88         | 30.91                           | 39.08     | 30.01 | 100.90        |
| 房地产业              | Real Estate Trade  | 21.31                             | 41.46     | 37.23 | 84.08         | 32.83                           | 36.55     | 30.62 | 102.21        |
| 社会服务业             | Social Services  | 19.59                             | 35.05     | 45.36 | 74.23         | 27.84                           | 41.43     | 30.74 | 97.10         |
| <b>按企业规模分</b>     | <b>By Size of Enterprises</b>  |                                   |           |       |               |                                 |           |       |               |
| 大型                | Large Enterprises  | 34.64                             | 30.66     | 34.70 | 99.94         | 36.44                           | 49.78     | 13.78 | 122.66        |
| 中型                | Medium-sized Enterprises   | 22.50                             | 34.64     | 42.86 | 79.65         | 34.05                           | 37.77     | 28.18 | 105.87        |
| 小型                | Small Enterprises  | 20.00                             | 31.70     | 48.30 | 71.70         | 32.08                           | 43.40     | 24.53 | 107.55        |

## 20-8 按不同类型分的资金情况(2000年一季度)

## Fund of Enterprises by Categories (the First quarter of 2000)

| 分 类               | Item  | 本期实际 The Actuality of this Season |        |         |               | 下期预计 The Foresee of next Season |        |         |               |
|-------------------|---|-----------------------------------|--------|---------|---------------|---------------------------------|--------|---------|---------------|
|                   |   | 充足                                | 一般     | 紧张      | 景气指数          | 充足                              | 一般     | 紧张      | 景气指数          |
|                   |   | Plenty                            | Common | Uptight | Climate Index | Plenty                          | Common | Uptight | Climate Index |
| <b>总体情况</b>       | <b>The Circumstances of Ensemble</b>              | 4.14                              | 35.23  | 60.63   | 43.51         | 4.37                            | 40.75  | 54.88   | 49.50         |
| <b>按登记注册类型分</b>   | <b>By Registration</b>                            |                                   |        |         |               |                                 |        |         |               |
| 国有经济              | State-owned Enterprises                           | 2.72                              | 38.09  | 59.19   | 43.52         | 3.45                            | 42.07  | 54.49   | 48.96         |
| 集体经济              | Collective Owned Enterprises                      | 6.48                              | 38.17  | 55.36   | 51.12         | 5.46                            | 41.78  | 52.76   | 52.70         |
| 有限责任公司            | Limited Liability Corporations                    | 4.61                              | 17.46  | 77.93   | 26.67         | 3.29                            | 33.00  | 63.71   | 39.58         |
| 股份有限公司            | Share-holding Corporations Ltd.                   | 7.63                              | 41.03  | 51.34   | 56.30         | 7.16                            | 46.86  | 45.98   | 61.18         |
| 外商及港澳台            | Enterprises Fund by Entrepreneurs from            |                                   |        |         |               |                                 |        |         |               |
| 投资经济              | HongKong, Macao and Taiwan                        | 9.90                              | 52.94  | 37.15   | 72.75         | 6.54                            | 43.83  | 49.63   | 56.90         |
| 其他各种经济            | The other's Owned Enterprises                     | 3.70                              | 44.44  | 51.85   | 51.85         | 11.11                           | 41.10  | 47.79   | 63.32         |
| <b>按国民经济行业分</b>   | <b>By Sector</b>                                  |                                   |        |         |               |                                 |        |         |               |
| 工业                | Industry  | 4.99                              | 34.26  | 60.75   | 44.24         | 3.69                            | 42.54  | 53.77   | 49.92         |
| 建筑业               | Construction                                      | 2.91                              | 30.57  | 66.51   | 36.40         | 3.31                            | 35.45  | 61.25   | 42.06         |
| 交通运输、仓储<br>及邮电通信业 | Transport ,Storage,Post and<br>Telecommunications | 2.32                              | 43.48  | 54.20   | 48.12         | 3.00                            | 42.01  | 54.99   | 48.01         |
| 批发和零售贸易、<br>餐饮业   | Wholesale and Retail Trade &<br>Caterubg Services | 6.16                              | 45.54  | 48.31   | 57.85         | 11.00                           | 40.37  | 48.63   | 62.38         |
| 房地产业              | Real Estate Trade                                 | 8.26                              | 39.33  | 52.42   | 55.84         | 10.14                           | 36.10  | 53.77   | 56.37         |
| 社会服务业             | Social Services                                   | 0.00                              | 26.80  | 73.20   | 26.80         | 2.08                            | 37.50  | 60.42   | 41.67         |
| <b>按企业规模分</b>     | <b>By Size of Enterprises</b>                     |                                   |        |         |               |                                 |        |         |               |
| 大型                | Large Enterprises                                 | 3.99                              | 41.38  | 54.63   | 49.36         | 4.13                            | 48.88  | 47.00   | 57.13         |
| 中型                | Medium-sized Enterprises                          | 3.72                              | 32.68  | 63.60   | 40.12         | 3.72                            | 35.23  | 61.06   | 42.66         |
| 小型                | Small Enterprises                                 | 5.64                              | 32.71  | 61.65   | 43.98         | 5.26                            | 40.23  | 54.51   | 50.75         |

## 20-9 按不同类型分的贷款拖欠情况(2000年一季度)

## Outstanding Loans of Enterprises by Categories (the First quarter of 2000)

| 分 类               | Item  | 本期实际 The Actuality of this Season |           |       |               | 下期预计 The Foresee of next Season |           |       |               |
|-------------------|---|-----------------------------------|-----------|-------|---------------|---------------------------------|-----------|-------|---------------|
|                   |   | 减少                                | 持平        | 增加    | 景气指数          | 减少                              | 持平        | 增加    | 景气指数          |
|                   |   | Abate                             | Unchanged | Add   | Climate Index | Abate                           | Unchanged | Add   | Climate Index |
| <b>总体情况</b>       | <b>The Circumstances of Ensemble</b>              | 24.39                             | 49.68     | 25.93 | 98.46         | 23.03                           | 56.84     | 20.13 | 102.91        |
| <b>按登记注册类型分</b>   | <b>By Registration</b>                            |                                   |           |       |               |                                 |           |       |               |
| 国有经济              | State-owned Enterprises                           | 20.90                             | 54.24     | 24.86 | 96.03         | 17.97                           | 63.08     | 18.95 | 99.02         |
| 集体经济              | Collective Owned Enterprises                      | 32.39                             | 44.31     | 23.30 | 109.09        | 23.07                           | 52.81     | 24.12 | 98.95         |
| 有限责任公司            | Limited Liability Corporations                    | 30.57                             | 40.51     | 28.92 | 101.65        | 35.05                           | 44.06     | 20.88 | 114.17        |
| 股份有限公司            | Share-holding Corporations Ltd.                   | 28.47                             | 52.04     | 19.49 | 108.98        | 35.91                           | 53.34     | 10.75 | 125.17        |
| 外商及港澳台            | Enterprises Fund by Entrepreneurs from            |                                   |           |       |               |                                 |           |       |               |
| 投资经济              | HongKong, Macao and Taiwan                        | 35.08                             | 45.68     | 19.23 | 115.85        | 30.06                           | 58.28     | 11.66 | 118.41        |
| 其他各种经济            | The other's Owned Enterprises                     | 20.72                             | 41.89     | 37.40 | 83.32         | 24.42                           | 56.70     | 18.88 | 105.54        |
| <b>按国民经济行业分</b>   | <b>By Sector</b>                                  |                                   |           |       |               |                                 |           |       |               |
| 工业                | Industry  | 26.60                             | 49.21     | 24.18 | 102.42        | 25.89                           | 58.26     | 15.85 | 110.04        |
| 建筑业               | Construction                                      | 19.01                             | 34.55     | 46.44 | 72.58         | 12.57                           | 41.61     | 45.83 | 66.74         |
| 交通运输、仓储<br>及邮电通信业 | Transport ,Storage,Post and<br>Telecommunications | 17.38                             | 60.81     | 21.81 | 95.57         | 16.14                           | 62.64     | 21.22 | 94.92         |
| 批发和零售贸易、<br>餐饮业   | Wholesale and Retail Trade &<br>Caterubg Services | 30.66                             | 51.64     | 17.69 | 112.97        | 28.00                           | 56.75     | 15.24 | 112.76        |
| 房地产业              | Real Estate Trade                                 | 30.92                             | 56.48     | 12.60 | 118.32        | 26.13                           | 65.38     | 8.49  | 117.64        |
| 社会服务业             | Social Services                                   | 17.24                             | 49.14     | 33.61 | 83.63         | 18.38                           | 53.69     | 27.93 | 90.44         |
| <b>按企业规模分</b>     | <b>By Size of Enterprises</b>                     |                                   |           |       |               |                                 |           |       |               |
| 大型                | Large Enterprises                                 | 30.49                             | 43.63     | 25.88 | 104.60        | 23.86                           | 59.82     | 16.32 | 107.53        |
| 中型                | Medium-sized Enterprises                          | 21.96                             | 53.89     | 24.15 | 97.80         | 23.15                           | 54.29     | 22.55 | 100.60        |
| 小型                | Small Enterprises                                 | 22.75                             | 51.76     | 25.49 | 97.25         | 25.49                           | 58.43     | 16.08 | 109.41        |

## 20-10 按不同类型分的投资情况(2000年一季度)

## Investment of Enterprises by Categories (the First quarter of 2000)

| 分 类               | Item   | 本期实际 The Actuality of this Season |           |       |               | 下期预计 The Foresee of next Season |           |       |               |
|-------------------|--|-----------------------------------|-----------|-------|---------------|---------------------------------|-----------|-------|---------------|
|                   |  | 增加                                | 持平        | 减少    | 景气指数          | 增加                              | 持平        | 减少    | 景气指数          |
|                   |  | Add                               | Unchanged | Abate | Climate Index | Add                             | Unchanged | Abate | Climate Index |
| <b>总体情况</b>       | <b>The Circumstances of Ensemble</b>               | 21.76                             | 57.77     | 20.48 | 101.28        | 30.94                           | 56.32     | 12.74 | 118.20        |
| <b>按登记注册类型分</b>   | <b>By Registration</b>                             |                                   |           |       |               |                                 |           |       |               |
| 国有经济              | State-owned Enterprises                            | 23.48                             | 59.60     | 16.91 | 106.57        | 33.60                           | 54.25     | 12.15 | 121.44        |
| 集体经济              | Collective Owned Enterprises                       | 21.43                             | 53.44     | 25.13 | 96.30         | 22.41                           | 58.69     | 18.90 | 103.51        |
| 有限责任公司            | Limited Liability Corporations                     | 13.86                             | 56.27     | 29.87 | 84.00         | 31.51                           | 54.08     | 14.40 | 117.11        |
| 股份有限公司            | Share-holding Corporations Ltd.                    | 25.94                             | 57.97     | 16.08 | 109.86        | 27.72                           | 63.24     | 9.03  | 118.69        |
| 外商及港澳台            | Enterprises Fund by Entrepreneurs from             |                                   |           |       |               |                                 |           |       |               |
| 投资经济              | HongKong, Macao and Taiwan                         | 14.78                             | 65.79     | 19.43 | 95.34         | 27.23                           | 59.93     | 12.84 | 114.39        |
| 其他各种经济            | The other's Owned Enterprises                      | 28.48                             | 64.11     | 7.41  | 121.08        | 21.08                           | 71.52     | 7.41  | 113.67        |
| <b>按国民经济行业分</b>   | <b>By Sector</b>                                   |                                   |           |       |               |                                 |           |       |               |
| 工业                | Industry   | 22.07                             | 59.17     | 18.77 | 103.30        | 30.41                           | 56.59     | 13.00 | 117.41        |
| 建筑业               | Construction                                       | 19.51                             | 45.46     | 35.03 | 84.48         | 40.00                           | 47.52     | 12.48 | 127.51        |
| 交通运输、仓储<br>及邮电通信业 | Transport, Storage, Post and<br>Telecommunications | 21.69                             | 57.03     | 21.28 | 100.41        | 25.64                           | 55.40     | 18.96 | 106.68        |
| 批发和零售贸易、<br>餐饮业   | Wholesale and Retail Trade &<br>Caterbug Services  | 22.00                             | 61.91     | 16.10 | 105.90        | 26.72                           | 64.83     | 8.45  | 118.26        |
| 房地产业              | Real Estate Trade                                  | 17.06                             | 57.97     | 24.97 | 92.09         | 27.12                           | 56.24     | 16.64 | 110.48        |
| 社会服务业             | Social Services                                    | 23.20                             | 57.06     | 19.74 | 103.46        | 35.83                           | 54.95     | 9.21  | 126.62        |
| <b>按企业规模分</b>     | <b>By Size of Enterprises</b>                      |                                   |           |       |               |                                 |           |       |               |
| 大型                | Large Enterprises                                  | 23.69                             | 58.25     | 18.06 | 105.63        | 37.87                           | 51.65     | 10.47 | 127.40        |
| 中型                | Medium-sized Enterprises                           | 19.01                             | 59.21     | 21.78 | 97.23         | 28.91                           | 56.83     | 14.26 | 114.65        |
| 小型                | Small Enterprises                                  | 20.99                             | 57.25     | 21.76 | 99.24         | 22.14                           | 63.74     | 14.12 | 108.02        |

## 20-11 按不同类型分的劳动力情况(2000年一季度)

## Workers of Enterprises by Categories (the First quarter of 2000)

| 分 类               | Item   | 本期实际 The Actuality of this Season |           |       |               | 下期预计 The Foresee of next Season |           |       |               |
|-------------------|--|-----------------------------------|-----------|-------|---------------|---------------------------------|-----------|-------|---------------|
|                   |  | 增加                                | 持平        | 减少    | 景气指数          | 增加                              | 持平        | 减少    | 景气指数          |
|                   |  | Add                               | Unchanged | Abate | Climate Index | Add                             | Unchanged | Abate | Climate Index |
| <b>总体情况</b>       | <b>The Circumstances of Ensemble</b>               | 8.71                              | 56.91     | 34.37 | 74.34         | 15.36                           | 58.33     | 26.31 | 89.05         |
| <b>按登记注册类型分</b>   | <b>By Registration</b>                             |                                   |           |       |               |                                 |           |       |               |
| 国有经济              | State-owned Enterprises                            | 5.33                              | 61.56     | 33.11 | 72.22         | 11.76                           | 60.01     | 28.23 | 83.52         |
| 集体经济              | Collective Owned Enterprises                       | 16.22                             | 48.05     | 35.74 | 80.48         | 23.59                           | 58.02     | 18.38 | 105.21        |
| 有限责任公司            | Limited Liability Corporations                     | 11.70                             | 47.06     | 41.23 | 70.47         | 16.08                           | 58.39     | 25.53 | 90.55         |
| 股份有限公司            | Share-holding Corporations Ltd.                    | 20.82                             | 55.33     | 23.85 | 96.97         | 24.82                           | 56.89     | 18.29 | 106.53        |
| 外商及港澳台            | Enterprises Fund by Entrepreneurs from             |                                   |           |       |               |                                 |           |       |               |
| 投资经济              | HongKong, Macao and Taiwan                         | 11.54                             | 65.75     | 22.71 | 88.83         | 18.44                           | 58.93     | 22.63 | 95.81         |
| 其他各种经济            | The other's Owned Enterprises                      | 0.36                              | 87.38     | 12.26 | 88.10         | 19.67                           | 61.82     | 18.52 | 101.15        |
| <b>按国民经济行业分</b>   | <b>By Sector</b>                                   |                                   |           |       |               |                                 |           |       |               |
| 工业                | Industry   | 9.93                              | 59.25     | 30.82 | 79.11         | 14.48                           | 62.14     | 23.39 | 91.09         |
| 建筑业               | Construction                                       | 3.42                              | 31.07     | 65.51 | 37.92         | 37.65                           | 42.06     | 20.29 | 117.35        |
| 交通运输、仓储<br>及邮电通信业 | Transport, Storage, Post and<br>Telecommunications | 6.04                              | 61.58     | 32.38 | 73.66         | 6.72                            | 41.17     | 52.11 | 54.61         |
| 批发和零售贸易、<br>餐饮业   | Wholesale and Retail Trade &<br>Caterbug Services  | 7.26                              | 65.76     | 26.98 | 80.28         | 7.21                            | 63.75     | 29.04 | 78.18         |
| 房地产业              | Real Estate Trade                                  | 12.00                             | 60.91     | 27.10 | 84.90         | 26.18                           | 54.62     | 19.20 | 106.97        |
| 社会服务业             | Social Services                                    | 9.18                              | 52.08     | 38.73 | 70.45         | 14.50                           | 62.88     | 22.62 | 91.87         |
| <b>按企业规模分</b>     | <b>By Size of Enterprises</b>                      |                                   |           |       |               |                                 |           |       |               |
| 大型                | Large Enterprises                                  | 7.89                              | 56.74     | 35.37 | 72.52         | 10.98                           | 60.40     | 28.63 | 82.35         |
| 中型                | Medium-sized Enterprises                           | 9.22                              | 57.45     | 33.33 | 75.88         | 18.24                           | 57.06     | 24.71 | 93.53         |
| 小型                | Small Enterprises                                  | 10.49                             | 58.80     | 30.71 | 79.78         | 19.48                           | 59.93     | 20.60 | 98.88         |

## 20-12 按不同类型分的企业家信心状况(2000年二季度)

## Confidence State of Enterpriser by Categories (the second quarter of 2000)

| 分 类               | Item   | 本期实际 The Actuality of this Season |                   |                       |                          | 下期预计 The Foresee of next Season |                   |                       |                          |
|-------------------|--|-----------------------------------|-------------------|-----------------------|--------------------------|---------------------------------|-------------------|-----------------------|--------------------------|
|                   |  | 乐观<br>Opti-<br>mism               | 一般<br>Com-<br>mon | 不乐观<br>No<br>Optimism | 景气指数<br>Climate<br>Index | 乐观<br>Opti-<br>mism             | 一般<br>Com-<br>mon | 不乐观<br>No<br>Optimism | 景气指数<br>Climate<br>Index |
| <b>总体情况</b>       | <b>The Circumstances of Ensemble</b>                                 | 26.94                             | 52.25             | 20.81                 | 106.14                   | 26.77                           | 50.40             | 22.82                 | 103.95                   |
| <b>按登记注册类型分</b>   | <b>By Registration</b>   |                                   |                   |                       |                          |                                 |                   |                       |                          |
| 国有经济              | State-owned Enterprises  | 23.14                             | 56.88             | 19.98                 | 103.17                   | 22.04                           | 55.86             | 22.10                 | 99.93                    |
| 集体经济              | Collective Owned Enterprises   | 22.42                             | 56.40             | 21.18                 | 101.24                   | 25.55                           | 47.71             | 26.75                 | 98.80                    |
| 有限责任公司            | Limited Liability Corporations                                       | 27.88                             | 48.95             | 23.17                 | 104.72                   | 27.15                           | 51.52             | 21.33                 | 105.82                   |
| 股份有限公司            | Share-holding Corporations Ltd.                                      | 36.01                             | 52.51             | 11.48                 | 124.53                   | 40.63                           | 45.23             | 14.13                 | 126.50                   |
| 外商及港澳台<br>投资经济    | Enterprises Fund by Entrepreneurs from<br>HongKong, Macao and Taiwan | 31.65                             | 56.95             | 11.40                 | 120.24                   | 34.90                           | 53.13             | 11.97                 | 122.93                   |
| 其他各种经济            | The other's Owned Enterprises  | 24.93                             | 65.07             | 10.00                 | 114.93                   | 28.26                           | 55.07             | 16.67                 | 111.59                   |
| <b>按国民经济行业分</b>   | <b>By Sector</b>   |                                   |                   |                       |                          |                                 |                   |                       |                          |
| 工业                | Industry   | 30.35                             | 51.15             | 18.50                 | 111.85                   | 30.97                           | 51.62             | 17.40                 | 113.57                   |
| 建筑业               | Construction   | 17.69                             | 51.43             | 30.88                 | 86.81                    | 25.62                           | 46.84             | 27.54                 | 98.08                    |
| 交通运输、仓储<br>及邮电通信业 | Transport ,Storage,Post and<br>Telecommunications                    | 32.00                             | 51.23             | 16.77                 | 115.23                   | 20.27                           | 50.60             | 29.13                 | 91.13                    |
| 批发和零售贸易、<br>餐饮业   | Wholesale and Retail Trade &<br>Caterubg Services                    | 14.01                             | 64.23             | 21.75                 | 92.26                    | 12.53                           | 59.44             | 28.02                 | 84.51                    |
| 房地产业              | Real Estate Trade  | 32.34                             | 56.67             | 10.99                 | 121.36                   | 33.38                           | 48.42             | 18.20                 | 115.17                   |
| 社会服务业             | Social Services  | 23.20                             | 47.57             | 29.23                 | 93.98                    | 24.07                           | 41.20             | 34.73                 | 89.33                    |
| <b>按企业规模分</b>     | <b>By Size of Enterprises</b>  |                                   |                   |                       |                          |                                 |                   |                       |                          |
| 大型                | Large Enterprises  | 27.56                             | 57.21             | 15.23                 | 112.33                   | 25.94                           | 62.97             | 11.09                 | 114.85                   |
| 中型                | Medium-sized Enterprises   | 26.22                             | 52.62             | 21.15                 | 105.07                   | 25.35                           | 49.13             | 25.52                 | 99.83                    |
| 小型                | Small Enterprises  | 20.63                             | 57.78             | 21.59                 | 99.05                    | 25.71                           | 46.03             | 28.25                 | 97.46                    |

## 20-13 按不同类型分的企业综合经营状况(2000年二季度)

Synthetical Management State of Enterprises  
by Categories (the second quarter of 2000)

| 分 类               | Item   | 本期实际 The Actuality of this Season |              |           |                          | 下期预计 The Foresee of next Season |              |           |                          |
|-------------------|--|-----------------------------------|--------------|-----------|--------------------------|---------------------------------|--------------|-----------|--------------------------|
|                   |  | 良好<br>Good                        | 一般<br>Common | 不佳<br>Bad | 景气指数<br>Climate<br>Index | 良好<br>Good                      | 一般<br>Common | 不佳<br>Bad | 景气指数<br>Climate<br>Index |
| <b>总体情况</b>       | <b>The Circumstances of Ensemble</b>                                 | 34.22                             | 45.32        | 20.46     | 113.77                   | 29.45                           | 52.31        | 18.24     | 111.22                   |
| <b>按登记注册类型分</b>   | <b>By Registration</b>   |                                   |              |           |                          |                                 |              |           |                          |
| 国有经济              | State-owned Enterprises  | 29.29                             | 53.30        | 17.40     | 111.89                   | 26.10                           | 57.67        | 16.23     | 109.87                   |
| 集体经济              | Collective Owned Enterprises   | 28.10                             | 47.79        | 24.11     | 104.00                   | 27.61                           | 49.09        | 23.30     | 104.31                   |
| 有限责任公司            | Limited Liability Corporations                                       | 38.13                             | 37.27        | 24.61     | 113.52                   | 30.11                           | 55.51        | 14.38     | 115.73                   |
| 股份有限公司            | Share-holding Corporations Ltd.                                      | 49.17                             | 35.73        | 15.11     | 134.06                   | 51.88                           | 38.96        | 9.15      | 142.73                   |
| 外商及港澳台<br>投资经济    | Enterprises Fund by Entrepreneurs from<br>HongKong, Macao and Taiwan | 36.62                             | 47.77        | 15.61     | 121.02                   | 35.88                           | 48.70        | 15.42     | 120.45                   |
| 其他各种经济            | The other's Owned Enterprises  | 34.93                             | 55.07        | 10.00     | 124.93                   | 18.26                           | 68.41        | 13.33     | 104.93                   |
| <b>按国民经济行业分</b>   | <b>By Sector</b>   |                                   |              |           |                          |                                 |              |           |                          |
| 工业                | Industry   | 39.27                             | 45.10        | 15.63     | 123.65                   | 35.99                           | 52.14        | 11.87     | 124.12                   |
| 建筑业               | Construction   | 29.73                             | 35.40        | 34.87     | 94.86                    | 36.79                           | 42.57        | 20.64     | 116.15                   |
| 交通运输、仓储<br>及邮电通信业 | Transport ,Storage,Post and<br>Telecommunications                    | 36.62                             | 38.85        | 24.53     | 112.10                   | 19.90                           | 52.81        | 27.29     | 92.61                    |
| 批发和零售贸易、<br>餐饮业   | Wholesale and Retail Trade &<br>Caterubg Services                    | 15.53                             | 65.21        | 19.26     | 96.27                    | 12.30                           | 67.27        | 20.43     | 91.87                    |
| 房地产业              | Real Estate Trade  | 34.03                             | 48.35        | 17.62     | 116.41                   | 38.29                           | 47.19        | 14.52     | 123.77                   |
| 社会服务业             | Social Services  | 28.82                             | 41.28        | 29.90     | 98.92                    | 15.68                           | 48.87        | 35.45     | 80.23                    |
| <b>按企业规模分</b>     | <b>By Size of Enterprises</b>  |                                   |              |           |                          |                                 |              |           |                          |
| 大型                | Large Enterprises  | 37.06                             | 52.61        | 10.33     | 126.74                   | 35.55                           | 59.02        | 5.43      | 130.13                   |
| 中型                | Medium-sized Enterprises   | 32.11                             | 44.91        | 22.98     | 109.12                   | 26.32                           | 51.93        | 21.75     | 104.56                   |
| 小型                | Small Enterprises  | 26.75                             | 48.73        | 24.52     | 102.23                   | 25.48                           | 51.91        | 22.61     | 102.87                   |

## 20-14 按不同类型分的生产情况(2000年二季度)

## Production of Enterprises by Categories(the second quarter of 2000)

| 分 类               | Item   | 本期实际 The Actuality of this Season |           |       |               | 下期预计 The Foresee of next Season |           |       |               |
|-------------------|--|-----------------------------------|-----------|-------|---------------|---------------------------------|-----------|-------|---------------|
|                   |  | 增加                                | 持平        | 减少    | 景气指数          | 增加                              | 持平        | 减少    | 景气指数          |
|                   |  | Add                               | Unchanged | Abate | Climate Index | Add                             | Unchanged | Abate | Climate Index |
| <b>总体情况</b>       | <b>The Circumstances of Ensemble</b>                                 | 47.40                             | 31.54     | 21.05 | 126.35        | 31.17                           | 45.42     | 23.41 | 107.77        |
| <b>按登记注册类型分</b>   | <b>By Registration</b>   |                                   |           |       |               |                                 |           |       |               |
| 国有经济              | State-owned Enterprises  | 52.72                             | 28.15     | 19.12 | 133.60        | 27.17                           | 43.10     | 29.73 | 97.44         |
| 集体经济              | Collective Owned Enterprises   | 41.85                             | 34.04     | 24.11 | 117.74        | 32.31                           | 39.47     | 28.23 | 104.08        |
| 有限责任公司            | Limited Liability Corporations                                       | 48.81                             | 28.83     | 22.36 | 126.46        | 30.84                           | 51.07     | 18.08 | 112.76        |
| 股份有限公司            | Share-holding Corporations Ltd.                                      | 48.12                             | 30.14     | 21.74 | 126.38        | 47.70                           | 41.60     | 10.70 | 136.99        |
| 外商及港澳台<br>投资经济    | Enterprises Fund by Entrepreneurs from<br>HongKong, Macao and Taiwan | 45.70                             | 35.07     | 19.24 | 126.46        | 32.24                           | 48.74     | 19.02 | 113.22        |
| 其他各种经济            | The other's Owned Enterprises  | 43.33                             | 43.33     | 13.33 | 130.00        | 33.33                           | 50.00     | 16.67 | 116.67        |
| <b>按国民经济行业分</b>   | <b>By Sector</b>   |                                   |           |       |               |                                 |           |       |               |
| 工业                | Industry   | 51.12                             | 28.70     | 20.17 | 130.95        | 33.92                           | 50.99     | 15.09 | 118.84        |
| 建筑业               | Construction   | 33.68                             | 41.67     | 24.65 | 109.03        | 35.14                           | 45.98     | 18.88 | 116.26        |
| 交通运输、仓储<br>及邮电通信业 | Transport ,Storage,Post and<br>Telecommunications                    | 55.47                             | 30.43     | 14.10 | 141.36        | 30.92                           | 37.10     | 31.98 | 98.94         |
| 批发和零售贸易、<br>餐饮业   | Wholesale and Retail Trade &<br>Caterubg Services                    | 46.10                             | 22.67     | 31.23 | 114.87        | 19.22                           | 30.26     | 50.51 | 68.71         |
| 房地产业              | Real Estate Trade  | 36.40                             | 43.73     | 19.87 | 116.53        | 37.52                           | 48.08     | 14.40 | 123.13        |
| 社会服务业             | Social Services  | 38.97                             | 40.77     | 20.26 | 118.71        | 24.80                           | 39.29     | 35.91 | 88.88         |
| <b>按企业规模分</b>     | <b>By Size of Enterprises</b>  |                                   |           |       |               |                                 |           |       |               |
| 大型                | Large Enterprises  | 59.21                             | 22.08     | 18.71 | 140.49        | 24.51                           | 48.98     | 26.51 | 98.00         |
| 中型                | Medium-sized Enterprises   | 47.81                             | 29.60     | 22.59 | 125.22        | 31.87                           | 43.61     | 24.52 | 107.36        |
| 小型                | Small Enterprises  | 38.10                             | 42.54     | 19.37 | 118.73        | 35.67                           | 39.49     | 24.84 | 110.83        |

## 20-15 按不同类型分的税后利润情况(2000年二季度)

## Profits after Tax Enterprises by Categories (the second quarter of 2000)

| 分 类               | Item   | 本期实际 The Actuality of this Season |           |       |               | 下期预计 The Foresee of next Season |           |       |               |
|-------------------|--|-----------------------------------|-----------|-------|---------------|---------------------------------|-----------|-------|---------------|
|                   |  | 增加                                | 持平        | 减少    | 景气指数          | 增加                              | 持平        | 减少    | 景气指数          |
|                   |  | Add                               | Unchanged | Abate | Climate Index | Add                             | Unchanged | Abate | Climate Index |
| <b>总体情况</b>       | <b>The Circumstances of Ensemble</b>                                 | 32.05                             | 31.18     | 36.77 | 95.28         | 23.16                           | 42.36     | 34.48 | 88.68         |
| <b>按登记注册类型分</b>   | <b>By Registration</b>   |                                   |           |       |               |                                 |           |       |               |
| 国有经济              | State-owned Enterprises  | 30.30                             | 37.10     | 32.60 | 97.69         | 21.06                           | 39.12     | 39.82 | 81.23         |
| 集体经济              | Collective Owned Enterprises   | 24.80                             | 29.47     | 45.73 | 79.06         | 29.05                           | 39.82     | 31.13 | 97.93         |
| 有限责任公司            | Limited Liability Corporations                                       | 37.35                             | 30.88     | 31.77 | 105.58        | 20.04                           | 52.03     | 27.93 | 92.10         |
| 股份有限公司            | Share-holding Corporations Ltd.                                      | 32.79                             | 25.32     | 41.88 | 90.91         | 40.01                           | 35.30     | 24.69 | 115.32        |
| 外商及港澳台<br>投资经济    | Enterprises Fund by Entrepreneurs from<br>HongKong, Macao and Taiwan | 30.87                             | 37.79     | 31.35 | 99.52         | 21.90                           | 49.33     | 28.77 | 93.12         |
| 其他各种经济            | The other's Owned Enterprises  | 23.33                             | 40.00     | 36.67 | 86.67         | 18.26                           | 58.41     | 23.33 | 94.93         |
| <b>按国民经济行业分</b>   | <b>By Sector</b>   |                                   |           |       |               |                                 |           |       |               |
| 工业                | Industry   | 37.03                             | 27.91     | 35.06 | 101.97        | 27.77                           | 46.13     | 26.10 | 101.67        |
| 建筑业               | Construction   | 19.73                             | 27.87     | 52.40 | 67.33         | 20.75                           | 42.70     | 36.55 | 84.20         |
| 交通运输、仓储<br>及邮电通信业 | Transport ,Storage,Post and<br>Telecommunications                    | 43.81                             | 18.87     | 37.32 | 106.49        | 25.40                           | 33.43     | 41.17 | 84.23         |
| 批发和零售贸易、<br>餐饮业   | Wholesale and Retail Trade &<br>Caterubg Services                    | 18.17                             | 43.21     | 38.62 | 79.55         | 10.11                           | 37.27     | 52.61 | 57.50         |
| 房地产业              | Real Estate Trade  | 21.27                             | 48.32     | 30.41 | 90.86         | 28.59                           | 43.10     | 28.31 | 100.28        |
| 社会服务业             | Social Services  | 24.29                             | 41.67     | 34.04 | 90.25         | 12.38                           | 37.07     | 50.55 | 61.83         |
| <b>按企业规模分</b>     | <b>By Size of Enterprises</b>  |                                   |           |       |               |                                 |           |       |               |
| 大型                | Large Enterprises  | 33.68                             | 37.32     | 29.00 | 104.68        | 21.84                           | 37.80     | 40.36 | 81.48         |
| 中型                | Medium-sized Enterprises   | 31.99                             | 30.94     | 37.06 | 94.93         | 24.52                           | 44.31     | 31.17 | 93.35         |
| 小型                | Small Enterprises  | 24.44                             | 35.37     | 40.19 | 84.24         | 22.83                           | 43.41     | 33.76 | 89.07         |



## 20-16 按不同类型分的资金情况(2000年二季度)

## Fund of Enterprises by Categories (the second quarter of 2000)

| 分 类               | Item   | 本期实际 The Actuality of this Season |        |         |               | 下期预计 The Foresee of next Season |        |         |               |
|-------------------|--|-----------------------------------|--------|---------|---------------|---------------------------------|--------|---------|---------------|
|                   |  | 充足                                | 一般     | 紧张      | 景气指数          | 充足                              | 一般     | 紧张      | 景气指数          |
|                   |  | Plenty                            | Common | Uptight | Climate Index | Plenty                          | Common | Uptight | Climate Index |
| <b>总体情况</b>       | <b>The Circumstances of Ensemble</b>                                 | 6.44                              | 36.56  | 57.00   | 49.44         | 5.95                            | 37.07  | 56.98   | 48.96         |
| <b>按登记注册类型分</b>   | <b>By Registration</b>   |                                   |        |         |               |                                 |        |         |               |
| 国有经济              | State-owned Enterprises  | 4.32                              | 33.89  | 61.79   | 42.53         | 3.55                            | 34.69  | 61.75   | 41.80         |
| 集体经济              | Collective Owned Enterprises   | 5.96                              | 38.13  | 55.91   | 50.04         | 8.02                            | 37.80  | 54.18   | 53.85         |
| 有限责任公司            | Limited Liability Corporations                                       | 8.21                              | 31.11  | 60.68   | 47.52         | 4.47                            | 33.49  | 62.04   | 42.43         |
| 股份有限公司            | Share-holding Corporations Ltd.                                      | 6.64                              | 40.94  | 52.42   | 54.22         | 5.67                            | 40.18  | 54.15   | 51.52         |
| 外商及港澳台<br>投资经济    | Enterprises Fund by Entrepreneurs from<br>HongKong, Macao and Taiwan | 12.93                             | 48.00  | 39.07   | 73.87         | 16.68                           | 41.75  | 41.57   | 75.12         |
| 其他各种经济            | The other's Owned Enterprises  | 10.00                             | 31.59  | 58.41   | 51.59         | 14.93                           | 36.67  | 48.41   | 66.52         |
| <b>按国民经济行业分</b>   | <b>By Sector</b>   |                                   |        |         |               |                                 |        |         |               |
| 工业                | Industry   | 6.87                              | 39.21  | 53.92   | 52.95         | 6.92                            | 40.60  | 52.48   | 54.44         |
| 建筑业               | Construction   | 0.89                              | 32.07  | 67.04   | 33.85         | 1.24                            | 38.39  | 60.37   | 40.87         |
| 交通运输、仓储<br>及邮电通信业 | Transport, Storage, Post and<br>Telecommunications                   | 1.90                              | 42.67  | 55.42   | 46.48         | 0.95                            | 39.32  | 59.73   | 41.22         |
| 批发和零售贸易、<br>餐饮业   | Wholesale and Retail Trade &<br>Caterubg Services                    | 9.16                              | 22.63  | 68.21   | 40.95         | 5.20                            | 24.20  | 70.60   | 34.60         |
| 房地产业              | Real Estate Trade  | 7.60                              | 39.07  | 53.33   | 54.27         | 9.29                            | 36.38  | 54.33   | 54.96         |
| 社会服务业             | Social Services  | 9.18                              | 33.75  | 57.07   | 52.11         | 8.26                            | 30.08  | 61.66   | 46.60         |
| <b>按企业规模分</b>     | <b>By Size of Enterprises</b>  |                                   |        |         |               |                                 |        |         |               |
| 大型                | Large Enterprises  | 6.13                              | 38.34  | 55.54   | 50.59         | 5.15                            | 41.14  | 53.71   | 51.44         |
| 中型                | Medium-sized Enterprises   | 6.12                              | 30.94  | 62.94   | 43.18         | 5.42                            | 30.94  | 63.64   | 41.78         |
| 小型                | Small Enterprises  | 5.10                              | 39.17  | 55.73   | 49.36         | 5.71                            | 37.78  | 56.51   | 49.21         |

## 20-17 按不同类型分的贷款拖欠情况(2000年二季度)

## Outstanding Loans of Enterprises by Categories (the second quarter of 2000)

| 分 类               | Item   | 本期实际 The Actuality of this Season |           |       |               | 下期预计 The Foresee of next Season |           |       |               |
|-------------------|--|-----------------------------------|-----------|-------|---------------|---------------------------------|-----------|-------|---------------|
|                   |  | 减少                                | 持平        | 增加    | 景气指数          | 减少                              | 持平        | 增加    | 景气指数          |
|                   |  | Abate                             | Unchanged | Add   | Climate Index | Abate                           | Unchanged | Add   | Climate Index |
| <b>总体情况</b>       | <b>The Circumstances of Ensemble</b>                                 | 24.60                             | 51.93     | 23.47 | 101.13        | 20.97                           | 62.08     | 16.95 | 104.01        |
| <b>按登记注册类型分</b>   | <b>By Registration</b>   |                                   |           |       |               |                                 |           |       |               |
| 国有经济              | State-owned Enterprises  | 30.27                             | 49.99     | 19.74 | 110.54        | 26.70                           | 56.99     | 16.31 | 110.39        |
| 集体经济              | Collective Owned Enterprises   | 26.94                             | 48.88     | 24.17 | 102.77        | 19.86                           | 58.66     | 21.48 | 98.38         |
| 有限责任公司            | Limited Liability Corporations                                       | 31.78                             | 44.66     | 23.56 | 108.21        | 23.00                           | 64.33     | 12.68 | 110.32        |
| 股份有限公司            | Share-holding Corporations Ltd.                                      | 26.76                             | 54.15     | 19.09 | 107.67        | 29.39                           | 58.65     | 11.96 | 117.43        |
| 外商及港澳台<br>投资经济    | Enterprises Fund by Entrepreneurs from<br>HongKong, Macao and Taiwan | 16.36                             | 62.95     | 20.69 | 95.67         | 18.08                           | 68.17     | 13.75 | 104.33        |
| 其他各种经济            | The other's Owned Enterprises  | 15.07                             | 61.59     | 23.33 | 91.74         | 18.26                           | 65.07     | 16.67 | 101.59        |
| <b>按国民经济行业分</b>   | <b>By Sector</b>   |                                   |           |       |               |                                 |           |       |               |
| 工业                | Industry   | 27.19                             | 52.47     | 20.34 | 106.86        | 19.37                           | 65.66     | 14.97 | 104.39        |
| 建筑业               | Construction   | 13.89                             | 35.53     | 50.58 | 63.31         | 16.70                           | 48.84     | 34.46 | 82.24         |
| 交通运输、仓储<br>及邮电通信业 | Transport, Storage, Post and<br>Telecommunications                   | 10.72                             | 70.53     | 18.74 | 91.98         | 13.78                           | 67.10     | 19.12 | 94.67         |
| 批发和零售贸易、<br>餐饮业   | Wholesale and Retail Trade &<br>Caterubg Services                    | 42.80                             | 47.06     | 10.14 | 132.67        | 40.81                           | 49.56     | 9.63  | 131.18        |
| 房地产业              | Real Estate Trade  | 29.87                             | 59.61     | 10.53 | 119.34        | 21.12                           | 67.30     | 11.58 | 109.54        |
| 社会服务业             | Social Services  | 15.70                             | 47.38     | 36.92 | 78.77         | 20.43                           | 59.93     | 19.64 | 100.79        |
| <b>按企业规模分</b>     | <b>By Size of Enterprises</b>  |                                   |           |       |               |                                 |           |       |               |
| 大型                | Large Enterprises  | 40.74                             | 44.66     | 14.60 | 126.13        | 30.72                           | 59.01     | 10.27 | 120.45        |
| 中型                | Medium-sized Enterprises   | 23.61                             | 52.59     | 23.79 | 99.82         | 22.90                           | 60.47     | 16.64 | 106.26        |
| 小型                | Small Enterprises  | 19.02                             | 54.75     | 26.23 | 92.79         | 18.69                           | 58.36     | 22.95 | 95.74         |

## 20-18 按不同类型分的投资情况(2000年二季度)

## Investment of Enterprises by Categories (the second quarter of 2000)

| 分 类             | Item   | 本期实际 The Actuality of this Season |           |       |               | 下期预计 The Foresee of next Season |           |       |               |
|-----------------|--|-----------------------------------|-----------|-------|---------------|---------------------------------|-----------|-------|---------------|
|                 |  | 增加                                | 持平        | 减少    | 景气指数          | 增加                              | 持平        | 减少    | 景气指数          |
|                 |  | Add                               | Unchanged | Abate | Climate Index | Add                             | Unchanged | Abate | Climate Index |
| <b>总体情况</b>     | <b>The Circumstances of Ensemble</b>           | 26.82                             | 57.39     | 15.79 | 111.02        | 23.48                           | 62.20     | 14.31 | 109.17        |
| <b>按登记注册类型分</b> | <b>By Registration</b>                         |                                   |           |       |               |                                 |           |       |               |
| 国有经济            | State-owned Enterprises                        | 26.77                             | 60.97     | 12.27 | 114.50        | 23.30                           | 63.49     | 13.21 | 110.09        |
| 集体经济            | Collective Owned Enterprises                   | 18.29                             | 58.22     | 23.49 | 94.80         | 19.95                           | 62.90     | 17.15 | 102.80        |
| 有限责任公司          | Limited Liability Corporations                 | 28.48                             | 52.67     | 18.85 | 109.62        | 24.62                           | 63.29     | 12.10 | 112.52        |
| 股份有限公司          | Share-holding Corporations Ltd.                | 23.08                             | 60.65     | 16.27 | 106.81        | 25.11                           | 62.38     | 12.51 | 112.60        |
| 外商及港澳台          | Enterprises Fund by Entrepreneurs from         |                                   |           |       |               |                                 |           |       |               |
| 投资经济            | HongKong, Macao and Taiwan                     | 19.71                             | 68.22     | 12.06 | 107.65        | 19.05                           | 71.89     | 9.06  | 109.99        |
| 其他各种经济          | The other's Owned Enterprises                  | 26.67                             | 60.00     | 13.33 | 113.33        | 20.00                           | 73.33     | 6.67  | 113.33        |
| <b>按国民经济行业分</b> | <b>By Sector</b>                               |                                   |           |       |               |                                 |           |       |               |
| 工业              | Industry                                       | 27.31                             | 56.26     | 16.43 | 110.88        | 26.25                           | 61.54     | 12.21 | 114.04        |
| 建筑业             | Construction                                   | 27.88                             | 53.31     | 18.82 | 109.06        | 22.55                           | 53.01     | 24.44 | 98.11         |
| 交通运输、仓储及邮电通信业   | Transport ,Storage,Post and Telecommunications | 33.74                             | 53.79     | 12.47 | 121.27        | 27.71                           | 53.75     | 18.54 | 109.17        |
| 批发和零售贸易、餐饮业     | Wholesale and Retail Trade & Caterubg Services | 17.15                             | 68.55     | 14.31 | 102.84        | 15.01                           | 73.41     | 11.58 | 103.44        |
| 房地产业            | Real Estate Trade                              | 27.78                             | 57.70     | 14.52 | 113.25        | 24.43                           | 68.26     | 7.31  | 117.12        |
| 社会服务业           | Social Services                                | 25.97                             | 58.73     | 15.30 | 110.67        | 15.69                           | 66.73     | 17.58 | 98.10         |
| <b>按企业规模分</b>   | <b>By Size of Enterprises</b>                  |                                   |           |       |               |                                 |           |       |               |
| 大型              | Large Enterprises                              | 26.78                             | 60.07     | 13.15 | 113.63        | 25.89                           | 65.91     | 8.20  | 117.69        |
| 中型              | Medium-sized Enterprises                       | 27.46                             | 57.75     | 14.79 | 112.68        | 21.87                           | 61.73     | 16.40 | 105.47        |
| 小型              | Small Enterprises                              | 18.85                             | 61.98     | 19.17 | 99.68         | 20.77                           | 64.54     | 14.70 | 106.07        |

## 20-19 按不同类型分的劳动力情况(2000年二季度)

## Workers of Enterprises by Categories (the second quarter of 2000)

| 分 类             | Item   | 本期实际 The Actuality of this Season |           |       |               | 下期预计 The Foresee of next Season |           |       |               |
|-----------------|--|-----------------------------------|-----------|-------|---------------|---------------------------------|-----------|-------|---------------|
|                 |  | 增加                                | 持平        | 减少    | 景气指数          | 增加                              | 持平        | 减少    | 景气指数          |
|                 |  | Add                               | Unchanged | Abate | Climate Index | Add                             | Unchanged | Abate | Climate Index |
| <b>总体情况</b>     | <b>The Circumstances of Ensemble</b>           | 12.58                             | 59.03     | 28.39 | 84.20         | 10.94                           | 60.84     | 28.22 | 82.71         |
| <b>按登记注册类型分</b> | <b>By Registration</b>                         |                                   |           |       |               |                                 |           |       |               |
| 国有经济            | State-owned Enterprises                        | 10.40                             | 55.96     | 33.65 | 76.75         | 8.78                            | 57.51     | 33.72 | 75.06         |
| 集体经济            | Collective Owned Enterprises                   | 19.41                             | 52.93     | 27.67 | 91.74         | 20.46                           | 51.77     | 27.77 | 92.69         |
| 有限责任公司          | Limited Liability Corporations                 | 10.86                             | 59.92     | 29.22 | 81.64         | 8.66                            | 69.09     | 22.25 | 86.42         |
| 股份有限公司          | Share-holding Corporations Ltd.                | 11.02                             | 68.42     | 20.56 | 90.46         | 15.20                           | 67.31     | 17.49 | 97.71         |
| 外商及港澳台          | Enterprises Fund by Entrepreneurs from         |                                   |           |       |               |                                 |           |       |               |
| 投资经济            | HongKong, Macao and Taiwan                     | 15.65                             | 62.30     | 22.05 | 93.60         | 6.90                            | 65.49     | 27.61 | 79.29         |
| 其他各种经济          | The other's Owned Enterprises                  | 11.74                             | 68.26     | 20.00 | 91.74         | 0.00                            | 90.00     | 10.00 | 90.00         |
| <b>按国民经济行业分</b> | <b>By Sector</b>                               |                                   |           |       |               |                                 |           |       |               |
| 工业              | Industry                                       | 10.15                             | 65.91     | 23.95 | 86.20         | 9.48                            | 69.25     | 21.27 | 88.21         |
| 建筑业             | Construction                                   | 35.21                             | 35.17     | 29.62 | 105.59        | 28.87                           | 48.37     | 22.76 | 106.10        |
| 交通运输、仓储及邮电通信业   | Transport ,Storage,Post and Telecommunications | 4.47                              | 52.79     | 42.74 | 61.73         | 6.37                            | 46.26     | 47.37 | 59.00         |
| 批发和零售贸易、餐饮业     | Wholesale and Retail Trade & Caterubg Services | 9.65                              | 42.76     | 47.59 | 62.05         | 5.70                            | 52.54     | 41.77 | 63.93         |
| 房地产业            | Real Estate Trade                              | 21.66                             | 59.71     | 18.63 | 103.03        | 20.63                           | 61.87     | 17.50 | 103.13        |
| 社会服务业           | Social Services                                | 14.01                             | 62.76     | 23.23 | 90.78         | 10.19                           | 51.24     | 38.57 | 71.62         |
| <b>按企业规模分</b>   | <b>By Size of Enterprises</b>                  |                                   |           |       |               |                                 |           |       |               |
| 大型              | Large Enterprises                              | 7.25                              | 54.39     | 38.36 | 68.89         | 8.94                            | 58.25     | 32.81 | 76.13         |
| 中型              | Medium-sized Enterprises                       | 14.39                             | 59.65     | 25.96 | 88.42         | 10.18                           | 63.51     | 26.32 | 83.86         |
| 小型              | Small Enterprises                              | 14.38                             | 58.79     | 26.84 | 87.54         | 12.78                           | 58.15     | 29.07 | 83.71         |

## 20-20 按不同类型分的企业家信心状况(2000年三季度)

## Confidence State of Enterpriser by Categories (the third quarter of 2000)

| 分 类               | Item   | 本期实际 The Actuality of this Season |                   |                       |                          | 下期预计 The Foresee of next Season |                   |                       |                          |
|-------------------|--|-----------------------------------|-------------------|-----------------------|--------------------------|---------------------------------|-------------------|-----------------------|--------------------------|
|                   |  | 乐观<br>Opti-<br>mism               | 一般<br>Com-<br>mon | 不乐观<br>No<br>Optimism | 景气指数<br>Climate<br>Index | 乐观<br>Opti-<br>mism             | 一般<br>Com-<br>mon | 不乐观<br>No<br>Optimism | 景气指数<br>Climate<br>Index |
| <b>总体情况</b>       | <b>The Circumstances of Ensemble</b>                                 | 24.42                             | 54.49             | 21.09                 | 103.33                   | 30.20                           | 49.91             | 19.89                 | 110.31                   |
| <b>按登记注册类型分</b>   | <b>By Registration</b>   |                                   |                   |                       |                          |                                 |                   |                       |                          |
| 国有经济              | State-owned Enterprises  | 23.92                             | 54.08             | 22.01                 | 101.91                   | 25.84                           | 52.92             | 21.24                 | 104.61                   |
| 集体经济              | Collective Owned Enterprises   | 16.46                             | 59.88             | 23.66                 | 92.81                    | 26.97                           | 50.37             | 22.66                 | 104.32                   |
| 有限责任公司            | Limited Liability Corporations                                       | 28.01                             | 51.69             | 20.30                 | 107.71                   | 34.27                           | 50.24             | 15.48                 | 118.79                   |
| 股份有限公司            | Share-holding Corporations Ltd.                                      | 36.47                             | 48.80             | 14.74                 | 121.73                   | 43.06                           | 42.74             | 14.20                 | 128.87                   |
| 外商及港澳台<br>投资经济    | Enterprises Fund by Entrepreneurs from<br>HongKong, Macao and Taiwan | 33.37                             | 57.70             | 8.93                  | 124.44                   | 55.31                           | 35.70             | 8.99                  | 146.32                   |
| 其他各种经济            | The other's Owned Enterprises  | 31.58                             | 68.42             | 0.00                  | 131.58                   | 28.83                           | 63.16             | 8.01                  | 120.82                   |
| <b>按国民经济行业分</b>   | <b>By Sector</b>   |                                   |                   |                       |                          |                                 |                   |                       |                          |
| 工业                | Industry   | 29.43                             | 52.89             | 17.68                 | 111.75                   | 35.90                           | 49.92             | 14.18                 | 121.72                   |
| 建筑业               | Construction   | 16.44                             | 51.60             | 31.96                 | 84.49                    | 23.20                           | 46.79             | 30.02                 | 93.18                    |
| 交通运输、仓储<br>及邮电通信业 | Transport ,Storage,Post and<br>Telecommunications                    | 26.92                             | 57.12             | 15.97                 | 110.95                   | 15.69                           | 61.93             | 22.38                 | 93.31                    |
| 批发和零售贸易、<br>餐饮业   | Wholesale and Retail Trade &<br>Caterubg Services                    | 12.69                             | 62.20             | 25.11                 | 87.57                    | 16.86                           | 57.68             | 25.46                 | 91.40                    |
| 房地产业              | Real Estate Trade  | 31.37                             | 56.13             | 12.50                 | 118.87                   | 40.77                           | 48.81             | 10.42                 | 130.35                   |
| 社会服务业             | Social Services  | 13.86                             | 54.51             | 31.63                 | 82.23                    | 29.21                           | 37.12             | 33.67                 | 95.53                    |
| <b>按企业规模分</b>     | <b>By Size of Enterprises</b>  |                                   |                   |                       |                          |                                 |                   |                       |                          |
| 大型                | Large Enterprises  | 32.63                             | 52.12             | 15.25                 | 117.37                   | 35.62                           | 50.22             | 14.16                 | 121.46                   |
| 中型                | Medium-sized Enterprises   | 20.65                             | 57.06             | 22.29                 | 98.36                    | 28.22                           | 51.94             | 19.84                 | 108.38                   |
| 小型                | Small Enterprises  | 21.33                             | 53.78             | 24.89                 | 96.44                    | 27.11                           | 48.44             | 24.44                 | 102.67                   |

## 20-21 按不同类型分的企业综合经营状况(2000年三季度)

## Synthetical Management State of Enterprises by Categories (the third quarter of 2000)

| 分 类               | Item   | 本期实际 The Actuality of this Season |              |           |                          | 下期预计 The Foresee of next Season |              |           |                          |
|-------------------|--|-----------------------------------|--------------|-----------|--------------------------|---------------------------------|--------------|-----------|--------------------------|
|                   |  | 良好<br>Good                        | 一般<br>Common | 不佳<br>Bad | 景气指数<br>Climate<br>Index | 良好<br>Good                      | 一般<br>Common | 不佳<br>Bad | 景气指数<br>Climate<br>Index |
| <b>总体情况</b>       | <b>The Circumstances of Ensemble</b>                                 | 33.95                             | 44.16        | 21.88     | 112.07                   | 36.38                           | 49.42        | 14.20     | 122.17                   |
| <b>按登记注册类型分</b>   | <b>By Registration</b>   |                                   |              |           |                          |                                 |              |           |                          |
| 国有经济              | State-owned Enterprises  | 35.28                             | 46.39        | 18.33     | 116.95                   | 35.35                           | 51.73        | 12.92     | 122.43                   |
| 集体经济              | Collective Owned Enterprises   | 29.32                             | 42.25        | 28.43     | 100.89                   | 31.29                           | 52.69        | 16.03     | 115.26                   |
| 有限责任公司            | Limited Liability Corporations                                       | 34.83                             | 38.81        | 26.37     | 108.46                   | 36.26                           | 49.60        | 14.13     | 122.13                   |
| 股份有限公司            | Share-holding Corporations Ltd.                                      | 48.78                             | 31.73        | 19.49     | 129.29                   | 51.87                           | 36.19        | 11.94     | 139.93                   |
| 外商及港澳台<br>投资经济    | Enterprises Fund by Entrepreneurs from<br>HongKong, Macao and Taiwan | 31.96                             | 51.15        | 16.89     | 115.07                   | 43.46                           | 43.14        | 13.40     | 130.06                   |
| 其他各种经济            | The other's Owned Enterprises  | 34.09                             | 50.12        | 15.79     | 118.30                   | 44.62                           | 55.38        | 0.00      | 144.62                   |
| <b>按国民经济行业分</b>   | <b>By Sector</b>   |                                   |              |           |                          |                                 |              |           |                          |
| 工业                | Industry   | 42.18                             | 40.31        | 17.51     | 124.67                   | 40.63                           | 49.92        | 9.45      | 131.17                   |
| 建筑业               | Construction   | 21.21                             | 52.38        | 26.41     | 94.80                    | 33.12                           | 48.77        | 18.11     | 115.01                   |
| 交通运输、仓储<br>及邮电通信业 | Transport ,Storage,Post and<br>Telecommunications                    | 34.31                             | 40.23        | 25.45     | 108.86                   | 28.51                           | 50.11        | 21.38     | 107.14                   |
| 批发和零售贸易、<br>餐饮业   | Wholesale and Retail Trade &<br>Caterubg Services                    | 20.61                             | 55.87        | 23.51     | 97.10                    | 29.79                           | 59.21        | 11.00     | 118.79                   |
| 房地产业              | Real Estate Trade  | 36.43                             | 43.62        | 19.95     | 116.49                   | 40.71                           | 45.66        | 13.63     | 127.07                   |
| 社会服务业             | Social Services  | 17.35                             | 49.02        | 33.63     | 83.71                    | 30.65                           | 40.90        | 28.45     | 102.20                   |
| <b>按企业规模分</b>     | <b>By Size of Enterprises</b>  |                                   |              |           |                          |                                 |              |           |                          |
| 大型                | Large Enterprises  | 50.65                             | 37.91        | 11.44     | 139.21                   | 44.34                           | 51.56        | 4.09      | 140.25                   |
| 中型                | Medium-sized Enterprises   | 25.20                             | 48.77        | 26.02     | 99.18                    | 34.02                           | 47.54        | 18.44     | 115.57                   |
| 小型                | Small Enterprises  | 28.44                             | 43.11        | 28.44     | 100.00                   | 29.33                           | 51.11        | 19.56     | 109.78                   |

## 20-22 按不同类型分的生产情况(2000年三季度)

## Production of Enterprises by Categories(the third quarter of 2000)

| 分 类               | Item  | 本期实际 The Actuality of this Season |           |       |               | 下期预计 The Foresee of next Season |           |       |               |
|-------------------|---|-----------------------------------|-----------|-------|---------------|---------------------------------|-----------|-------|---------------|
|                   |   | 增加                                | 持平        | 减少    | 景气指数          | 增加                              | 持平        | 减少    | 景气指数          |
|                   |   | Add                               | Unchanged | Abate | Climate Index | Add                             | Unchanged | Abate | Climate Index |
| <b>总体情况</b>       | <b>The Circumstances of Ensemble</b>                              | 39.30                             | 36.88     | 23.82 | 115.48        | 42.81                           | 45.42     | 11.77 | 131.04        |
| <b>按登记注册类型分</b>   | <b>By Registration</b>  |                                   |           |       |               |                                 |           |       |               |
| 国有经济              | State-owned Enterprises   | 43.07                             | 33.83     | 23.10 | 119.97        | 43.54                           | 44.84     | 11.63 | 131.91        |
| 集体经济              | Collective Owned Enterprises                                      | 34.58                             | 39.17     | 26.25 | 108.32        | 36.25                           | 48.65     | 15.10 | 121.15        |
| 有限责任公司            | Limited Liability Corporations                                    | 29.31                             | 45.86     | 24.83 | 104.48        | 41.09                           | 47.50     | 11.42 | 129.67        |
| 股份有限公司            | Share-holding Corporations Ltd.                                   | 43.40                             | 38.05     | 18.55 | 124.84        | 56.71                           | 36.49     | 6.80  | 149.91        |
| 外商及港澳台<br>投资经济    | Enterprises Fund by Entreneurs from<br>HongKong, Macao and Taiwan | 38.38                             | 41.65     | 19.98 | 118.40        | 48.48                           | 40.81     | 10.71 | 137.77        |
| 其他各种经济            | The other's Owned Enterprises                                     | 31.58                             | 44.62     | 23.80 | 107.78        | 39.36                           | 52.63     | 8.01  | 131.35        |
| <b>按国民经济行业分</b>   | <b>By Sector</b>  |                                   |           |       |               |                                 |           |       |               |
| 工业                | Industry  | 41.58                             | 36.73     | 21.69 | 119.89        | 43.50                           | 46.39     | 10.12 | 133.38        |
| 建筑业               | Construction  | 33.69                             | 48.48     | 17.84 | 115.85        | 41.83                           | 43.46     | 14.71 | 127.12        |
| 交通运输、仓储<br>及邮电通信业 | Transport ,Storage,Post and<br>Telecommunications                 | 51.95                             | 29.37     | 18.68 | 133.27        | 32.63                           | 55.84     | 11.53 | 121.09        |
| 批发和零售贸易、<br>餐饮业   | Wholesale and Retail Trade &<br>Caterubg Services                 | 34.66                             | 36.75     | 28.60 | 106.06        | 45.14                           | 41.65     | 13.21 | 131.93        |
| 房地产业              | Real Estate Trade   | 35.39                             | 41.72     | 22.89 | 112.50        | 51.50                           | 35.08     | 13.42 | 138.07        |
| 社会服务业             | Social Services   | 28.61                             | 34.56     | 36.82 | 91.79         | 43.92                           | 40.78     | 15.31 | 128.61        |
| <b>按企业规模分</b>     | <b>By Size of Enterprises</b>                                     |                                   |           |       |               |                                 |           |       |               |
| 大型                | Large Enterprises   | 46.73                             | 37.24     | 16.03 | 130.70        | 41.20                           | 51.10     | 7.70  | 133.50        |
| 中型                | Medium-sized Enterprises  | 35.99                             | 38.04     | 25.97 | 110.02        | 47.24                           | 39.47     | 13.29 | 133.95        |
| 小型                | Small Enterprises   | 32.44                             | 36.89     | 30.67 | 101.78        | 37.78                           | 47.11     | 15.11 | 122.67        |

## 20-23 按不同类型分的税后利润情况(2000年三季度)

## Profits after Tax Enterprises by Categories (the third quarter of 2000)

| 分 类               | Item  | 本期实际 The Actuality of this Season |           |       |               | 下期预计 The Foresee of next Season |           |       |               |
|-------------------|---|-----------------------------------|-----------|-------|---------------|---------------------------------|-----------|-------|---------------|
|                   |   | 增加                                | 持平        | 减少    | 景气指数          | 增加                              | 持平        | 减少    | 景气指数          |
|                   |   | Add                               | Unchanged | Abate | Climate Index | Add                             | Unchanged | Abate | Climate Index |
| <b>总体情况</b>       | <b>The Circumstances of Ensemble</b>                              | 29.28                             | 31.76     | 38.96 | 90.33         | 34.92                           | 39.97     | 25.11 | 109.82        |
| <b>按登记注册类型分</b>   | <b>By Registration</b>  |                                   |           |       |               |                                 |           |       |               |
| 国有经济              | State-owned Enterprises   | 31.28                             | 34.55     | 34.17 | 97.12         | 33.72                           | 41.45     | 24.84 | 108.88        |
| 集体经济              | Collective Owned Enterprises                                      | 22.03                             | 34.51     | 43.46 | 78.58         | 26.72                           | 45.98     | 27.29 | 99.43         |
| 有限责任公司            | Limited Liability Corporations                                    | 23.92                             | 25.14     | 50.94 | 72.97         | 38.53                           | 35.83     | 25.64 | 112.88        |
| 股份有限公司            | Share-holding Corporations Ltd.                                   | 49.66                             | 17.99     | 32.36 | 117.30        | 47.50                           | 33.85     | 18.66 | 128.84        |
| 外商及港澳台<br>投资经济    | Enterprises Fund by Entreneurs from<br>HongKong, Macao and Taiwan | 29.38                             | 44.59     | 26.03 | 103.36        | 48.62                           | 33.42     | 17.96 | 130.66        |
| 其他各种经济            | The other's Owned Enterprises                                     | 21.05                             | 49.88     | 29.06 | 91.99         | 21.05                           | 60.41     | 18.54 | 102.52        |
| <b>按国民经济行业分</b>   | <b>By Sector</b>  |                                   |           |       |               |                                 |           |       |               |
| 工业                | Industry  | 32.53                             | 31.86     | 35.61 | 96.92         | 38.31                           | 37.69     | 24.00 | 114.31        |
| 建筑业               | Construction  | 21.75                             | 28.37     | 49.88 | 71.87         | 28.54                           | 42.26     | 29.20 | 99.33         |
| 交通运输、仓储<br>及邮电通信业 | Transport ,Storage,Post and<br>Telecommunications                 | 31.57                             | 35.46     | 32.97 | 98.61         | 27.06                           | 48.95     | 24.00 | 103.06        |
| 批发和零售贸易、<br>餐饮业   | Wholesale and Retail Trade &<br>Caterubg Services                 | 34.43                             | 23.18     | 42.39 | 92.04         | 40.07                           | 36.84     | 23.09 | 116.98        |
| 房地产业              | Real Estate Trade   | 24.35                             | 49.35     | 26.30 | 98.04         | 32.33                           | 48.83     | 18.84 | 113.49        |
| 社会服务业             | Social Services   | 16.49                             | 31.96     | 51.55 | 64.95         | 27.84                           | 40.83     | 31.33 | 96.50         |
| <b>按企业规模分</b>     | <b>By Size of Enterprises</b>                                     |                                   |           |       |               |                                 |           |       |               |
| 大型                | Large Enterprises   | 41.54                             | 28.71     | 29.75 | 111.79        | 42.97                           | 38.45     | 18.58 | 124.39        |
| 中型                | Medium-sized Enterprises  | 23.77                             | 33.40     | 42.83 | 80.94         | 34.70                           | 37.17     | 28.13 | 106.57        |
| 小型                | Small Enterprises   | 21.78                             | 36.89     | 41.33 | 80.44         | 25.33                           | 47.56     | 27.11 | 98.22         |

## 20-24 按不同类型分的资金情况(2000年三季度)

## Fund of Enterprises by Categories (the third quarter of 2000)

| 分 类               | Item   | 本期实际 The Actuality of this Season |        |         |               | 下期预计 The Foresee of next Season |        |         |               |
|-------------------|--|-----------------------------------|--------|---------|---------------|---------------------------------|--------|---------|---------------|
|                   |  | 充足                                | 一般     | 紧张      | 景气指数          | 充足                              | 一般     | 紧张      | 景气指数          |
|                   |  | Plenty                            | Common | Uptight | Climate Index | Plenty                          | Common | Uptight | Climate Index |
| <b>总体情况</b>       | <b>The Circumstances of Ensemble</b>                                 | 5.29                              | 36.24  | 58.47   | 46.82         | 5.85                            | 38.08  | 56.06   | 49.79         |
| <b>按登记注册类型分</b>   | <b>By Registration</b>   |                                   |        |         |               |                                 |        |         |               |
| 国有经济              | State-owned Enterprises  | 3.23                              | 38.89  | 57.88   | 45.35         | 2.51                            | 39.20  | 58.29   | 44.22         |
| 集体经济              | Collective Owned Enterprises   | 6.18                              | 36.35  | 57.47   | 48.72         | 8.16                            | 39.62  | 52.22   | 55.94         |
| 有限责任公司            | Limited Liability Corporations                                       | 5.93                              | 29.16  | 64.91   | 41.02         | 6.51                            | 34.40  | 59.09   | 47.42         |
| 股份有限公司            | Share-holding Corporations Ltd.                                      | 12.66                             | 37.45  | 49.88   | 62.78         | 12.55                           | 34.12  | 53.33   | 59.22         |
| 外商及港澳台<br>投资经济    | Enterprises Fund by Entrepreneurs from<br>HongKong, Macao and Taiwan | 10.62                             | 44.09  | 45.29   | 65.33         | 25.01                           | 40.14  | 34.85   | 90.17         |
| 其他各种经济            | The other's Owned Enterprises  | 7.78                              | 47.37  | 44.85   | 62.93         | 18.30                           | 36.84  | 44.85   | 73.45         |
| <b>按国民经济行业分</b>   | <b>By Sector</b>   |                                   |        |         |               |                                 |        |         |               |
| 工业                | Industry   | 6.40                              | 37.15  | 56.45   | 49.95         | 7.25                            | 39.40  | 53.35   | 53.90         |
| 建筑业               | Construction   | 0.99                              | 27.42  | 71.59   | 29.40         | 1.98                            | 28.24  | 69.78   | 32.20         |
| 交通运输、仓储<br>及邮电通信业 | Transport, Storage, Post and<br>Telecommunications                   | 3.06                              | 39.89  | 57.05   | 46.01         | 2.06                            | 40.07  | 57.87   | 44.19         |
| 批发和零售贸易、<br>餐饮业   | Wholesale and Retail Trade &<br>Caterubg Services                    | 8.78                              | 39.30  | 51.93   | 56.85         | 7.46                            | 37.96  | 54.57   | 52.89         |
| 房地产业              | Real Estate Trade  | 6.71                              | 44.10  | 49.19   | 57.52         | 13.03                           | 33.68  | 53.30   | 59.73         |
| 社会服务业             | Social Services  | 2.04                              | 30.61  | 67.35   | 34.69         | 2.04                            | 38.78  | 59.18   | 42.86         |
| <b>按企业规模分</b>     | <b>By Size of Enterprises</b>  |                                   |        |         |               |                                 |        |         |               |
| 大型                | Large Enterprises  | 7.02                              | 47.06  | 45.92   | 61.09         | 7.50                            | 44.82  | 47.69   | 59.81         |
| 中型                | Medium-sized Enterprises   | 4.92                              | 28.89  | 66.19   | 38.73         | 5.33                            | 31.76  | 62.91   | 42.42         |
| 小型                | Small Enterprises  | 3.11                              | 36.44  | 60.44   | 42.67         | 5.78                            | 40.00  | 54.22   | 51.56         |

## 20-25 按不同类型分的贷款拖欠情况(2000年三季度)

## Outstanding Loans of Enterprises by Categories (the third quarter of 2000)

| 分 类               | Item   | 本期实际 The Actuality of this Season |           |       |               | 下期预计 The Foresee of next Season |           |       |               |
|-------------------|--|-----------------------------------|-----------|-------|---------------|---------------------------------|-----------|-------|---------------|
|                   |  | 减少                                | 持平        | 增加    | 景气指数          | 减少                              | 持平        | 增加    | 景气指数          |
|                   |  | Abate                             | Unchanged | Add   | Climate Index | Abate                           | Unchanged | Add   | Climate Index |
| <b>总体情况</b>       | <b>The Circumstances of Ensemble</b>                                 | 22.10                             | 54.73     | 23.18 | 98.93         | 22.52                           | 60.66     | 16.82 | 105.69        |
| <b>按登记注册类型分</b>   | <b>By Registration</b>   |                                   |           |       |               |                                 |           |       |               |
| 国有经济              | State-owned Enterprises  | 21.18                             | 55.34     | 23.48 | 97.70         | 17.90                           | 64.55     | 17.55 | 100.35        |
| 集体经济              | Collective Owned Enterprises   | 22.30                             | 55.89     | 21.81 | 100.48        | 23.40                           | 54.15     | 22.45 | 100.96        |
| 有限责任公司            | Limited Liability Corporations                                       | 28.29                             | 52.34     | 19.37 | 108.93        | 29.91                           | 59.29     | 10.80 | 119.11        |
| 股份有限公司            | Share-holding Corporations Ltd.                                      | 30.84                             | 51.39     | 17.77 | 113.08        | 40.15                           | 48.49     | 11.36 | 128.78        |
| 外商及港澳台<br>投资经济    | Enterprises Fund by Entrepreneurs from<br>HongKong, Macao and Taiwan | 17.28                             | 65.98     | 16.75 | 100.53        | 23.11                           | 63.65     | 13.24 | 109.88        |
| 其他各种经济            | The other's Owned Enterprises  | 13.04                             | 65.91     | 21.05 | 91.99         | 23.57                           | 71.17     | 5.26  | 118.30        |
| <b>按国民经济行业分</b>   | <b>By Sector</b>   |                                   |           |       |               |                                 |           |       |               |
| 工业                | Industry   | 26.89                             | 54.56     | 18.55 | 108.35        | 23.73                           | 64.65     | 11.62 | 112.11        |
| 建筑业               | Construction   | 9.00                              | 41.26     | 49.74 | 59.27         | 13.06                           | 46.85     | 40.08 | 72.98         |
| 交通运输、仓储<br>及邮电通信业 | Transport, Storage, Post and<br>Telecommunications                   | 7.80                              | 67.96     | 24.24 | 83.56         | 11.85                           | 69.88     | 18.27 | 93.58         |
| 批发和零售贸易、<br>餐饮业   | Wholesale and Retail Trade &<br>Caterubg Services                    | 30.74                             | 52.95     | 16.30 | 114.44        | 32.48                           | 52.72     | 14.80 | 117.68        |
| 房地产业              | Real Estate Trade  | 28.70                             | 63.85     | 7.45  | 121.25        | 29.75                           | 58.55     | 11.70 | 118.05        |
| 社会服务业             | Social Services  | 12.88                             | 52.47     | 34.65 | 78.23         | 21.77                           | 52.67     | 25.56 | 96.22         |
| <b>按企业规模分</b>     | <b>By Size of Enterprises</b>  |                                   |           |       |               |                                 |           |       |               |
| 大型                | Large Enterprises  | 30.63                             | 50.86     | 18.51 | 112.11        | 22.68                           | 65.20     | 12.12 | 110.55        |
| 中型                | Medium-sized Enterprises   | 18.05                             | 57.88     | 24.07 | 93.98         | 24.48                           | 58.30     | 17.22 | 107.26        |
| 小型                | Small Enterprises  | 20.00                             | 56.82     | 23.18 | 96.82         | 21.82                           | 57.27     | 20.91 | 100.91        |

## 20-26 按不同类型分的投资情况(2000年三季度)

## Investment of Enterprises by Categories (the third quarter of 2000)

| 分 类               | Item   | 本期实际 The Actuality of this Season |           |       |               | 下期预计 The Foresee of next Season |           |       |               |
|-------------------|--|-----------------------------------|-----------|-------|---------------|---------------------------------|-----------|-------|---------------|
|                   |  | 增加                                | 持平        | 减少    | 景气指数          | 增加                              | 持平        | 减少    | 景气指数          |
|                   |  | Add                               | Unchanged | Abate | Climate Index | Add                             | Unchanged | Abate | Climate Index |
| <b>总体情况</b>       | <b>The Circumstances of Ensemble</b>                                 | 30.71                             | 53.74     | 15.56 | 115.15        | 27.42                           | 57.67     | 14.91 | 112.52        |
| <b>按登记注册类型分</b>   | <b>By Registration</b>   |                                   |           |       |               |                                 |           |       |               |
| 国有经济              | State-owned Enterprises  | 32.37                             | 53.39     | 14.23 | 118.14        | 26.56                           | 59.44     | 14.00 | 112.56        |
| 集体经济              | Collective Owned Enterprises   | 15.20                             | 60.83     | 23.97 | 91.24         | 19.07                           | 62.00     | 18.93 | 100.15        |
| 有限责任公司            | Limited Liability Corporations                                       | 32.95                             | 54.68     | 12.37 | 120.57        | 36.43                           | 54.93     | 8.64  | 127.79        |
| 股份有限公司            | Share-holding Corporations Ltd.                                      | 34.61                             | 46.47     | 18.91 | 115.70        | 32.32                           | 46.38     | 21.29 | 111.03        |
| 外商及港澳台<br>投资经济    | Enterprises Fund by Entrepreneurs from<br>HongKong, Macao and Taiwan | 25.87                             | 64.21     | 9.92  | 115.96        | 22.16                           | 64.99     | 12.85 | 109.31        |
| 其他各种经济            | The other's Owned Enterprises  | 44.62                             | 55.38     | 0.00  | 144.62        | 28.83                           | 55.38     | 15.79 | 113.04        |
| <b>按国民经济行业分</b>   | <b>By Sector</b>   |                                   |           |       |               |                                 |           |       |               |
| 工业                | Industry   | 32.55                             | 54.09     | 13.37 | 119.18        | 28.56                           | 57.73     | 13.71 | 114.86        |
| 建筑业               | Construction   | 24.63                             | 53.98     | 21.39 | 103.23        | 20.28                           | 57.05     | 22.67 | 97.62         |
| 交通运输、仓储<br>及邮电通信业 | Transport ,Storage,Post and<br>Telecommunications                    | 31.89                             | 52.87     | 15.24 | 116.65        | 34.23                           | 52.30     | 13.47 | 120.76        |
| 批发和零售贸易、<br>餐饮业   | Wholesale and Retail Trade &<br>Caterubg Services                    | 31.00                             | 52.43     | 16.57 | 114.44        | 23.75                           | 64.76     | 11.49 | 112.26        |
| 房地产业              | Real Estate Trade  | 28.36                             | 58.85     | 12.79 | 115.57        | 35.47                           | 56.01     | 8.51  | 126.96        |
| 社会服务业             | Social Services  | 26.57                             | 52.25     | 21.18 | 105.40        | 22.49                           | 56.93     | 20.58 | 101.91        |
| <b>按企业规模分</b>     | <b>By Size of Enterprises</b>  |                                   |           |       |               |                                 |           |       |               |
| 大型                | Large Enterprises  | 40.12                             | 46.56     | 13.32 | 126.80        | 32.81                           | 56.91     | 10.28 | 122.53        |
| 中型                | Medium-sized Enterprises   | 26.69                             | 56.67     | 16.63 | 110.06        | 26.49                           | 56.47     | 17.04 | 109.45        |
| 小型                | Small Enterprises  | 20.89                             | 64.00     | 15.11 | 105.78        | 20.44                           | 63.56     | 16.00 | 104.44        |

## 20-27 按不同类型分的劳动力情况(2000年三季度)

## Workers of Enterprises by Categories (the third quarter of 2000)

| 分 类               | Item   | 本期实际 The Actuality of this Season |           |       |               | 下期预计 The Foresee of next Season |           |       |               |
|-------------------|--|-----------------------------------|-----------|-------|---------------|---------------------------------|-----------|-------|---------------|
|                   |  | 增加                                | 持平        | 减少    | 景气指数          | 增加                              | 持平        | 减少    | 景气指数          |
|                   |  | Add                               | Unchanged | Abate | Climate Index | Add                             | Unchanged | Abate | Climate Index |
| <b>总体情况</b>       | <b>The Circumstances of Ensemble</b>                                 | 12.07                             | 63.22     | 24.71 | 87.37         | 13.49                           | 66.88     | 19.63 | 93.85         |
| <b>按登记注册类型分</b>   | <b>By Registration</b>   |                                   |           |       |               |                                 |           |       |               |
| 国有经济              | State-owned Enterprises  | 10.58                             | 64.78     | 24.65 | 85.93         | 11.40                           | 68.27     | 20.33 | 91.08         |
| 集体经济              | Collective Owned Enterprises   | 12.04                             | 59.68     | 28.29 | 83.75         | 17.07                           | 56.76     | 26.16 | 90.91         |
| 有限责任公司            | Limited Liability Corporations                                       | 8.29                              | 66.26     | 25.45 | 82.84         | 13.25                           | 70.33     | 16.42 | 96.83         |
| 股份有限公司            | Share-holding Corporations Ltd.                                      | 26.72                             | 53.39     | 19.89 | 106.84        | 18.80                           | 67.12     | 14.08 | 104.72        |
| 外商及港澳台<br>投资经济    | Enterprises Fund by Entrepreneurs from<br>HongKong, Macao and Taiwan | 13.21                             | 70.73     | 16.06 | 97.15         | 21.09                           | 66.24     | 12.68 | 108.41        |
| 其他各种经济            | The other's Owned Enterprises  | 15.79                             | 84.21     | 0.00  | 115.79        | 7.78                            | 63.16     | 29.06 | 78.71         |
| <b>按国民经济行业分</b>   | <b>By Sector</b>   |                                   |           |       |               |                                 |           |       |               |
| 工业                | Industry   | 9.10                              | 67.14     | 23.76 | 85.35         | 11.18                           | 70.54     | 18.28 | 92.90         |
| 建筑业               | Construction   | 29.78                             | 46.69     | 23.53 | 106.25        | 29.77                           | 48.40     | 21.83 | 107.94        |
| 交通运输、仓储<br>及邮电通信业 | Transport ,Storage,Post and<br>Telecommunications                    | 9.54                              | 61.00     | 29.46 | 80.08         | 5.00                            | 63.50     | 31.50 | 73.50         |
| 批发和零售贸易、<br>餐饮业   | Wholesale and Retail Trade &<br>Caterubg Services                    | 14.37                             | 65.53     | 20.10 | 94.27         | 9.17                            | 73.35     | 17.48 | 91.69         |
| 房地产业              | Real Estate Trade  | 17.06                             | 64.04     | 18.91 | 98.15         | 23.54                           | 57.61     | 18.84 | 104.70        |
| 社会服务业             | Social Services  | 11.82                             | 57.18     | 31.00 | 80.82         | 19.43                           | 63.86     | 16.71 | 102.72        |
| <b>按企业规模分</b>     | <b>By Size of Enterprises</b>  |                                   |           |       |               |                                 |           |       |               |
| 大型                | Large Enterprises  | 11.47                             | 69.87     | 18.66 | 92.81         | 9.35                            | 77.14     | 13.51 | 95.83         |
| 中型                | Medium-sized Enterprises   | 12.50                             | 61.48     | 26.02 | 86.48         | 17.21                           | 59.84     | 22.95 | 94.26         |
| 小型                | Small Enterprises  | 11.11                             | 57.78     | 31.11 | 80.00         | 12.89                           | 63.11     | 24.00 | 88.89         |

## 20-28 按不同类型分的企业家信心状况(2000年四季度)

## Confidence State of Enterpriser by Categories (the fourth quarter of 2000)

| 分类                | Item   | 本期实际 The Actuality of this Season |                   |                       |                          | 下期预计 The Foresee of next Season |                   |                       |                          |
|-------------------|--|-----------------------------------|-------------------|-----------------------|--------------------------|---------------------------------|-------------------|-----------------------|--------------------------|
|                   |  | 乐观<br>Opti-<br>mism               | 一般<br>Com-<br>mon | 不乐观<br>No<br>Optimism | 景气指数<br>Climate<br>Index | 乐观<br>Opti-<br>mism             | 一般<br>Com-<br>mon | 不乐观<br>No<br>Optimism | 景气指数<br>Climate<br>Index |
| <b>总体情况</b>       | <b>The Circumstances of Ensemble</b>                                 | 25.91                             | 55.45             | 18.64                 | 107.28                   | 27.97                           | 53.62             | 18.41                 | 109.56                   |
| <b>按登记注册类型分</b>   | <b>By Registration</b>   |                                   |                   |                       |                          |                                 |                   |                       |                          |
| 国有经济              | State-owned Enterprises  | 21.83                             | 62.79             | 15.38                 | 106.44                   | 23.38                           | 59.19             | 17.43                 | 105.95                   |
| 集体经济              | Collective Owned Enterprises   | 16.05                             | 57.62             | 26.33                 | 89.72                    | 23.79                           | 53.18             | 23.03                 | 100.76                   |
| 有限责任公司            | Limited Liability Corporations                                       | 30.72                             | 47.49             | 21.79                 | 108.92                   | 30.46                           | 54.19             | 15.35                 | 115.12                   |
| 股份有限公司            | Share-holding Corporations Ltd.                                      | 41.49                             | 43.11             | 15.40                 | 126.09                   | 44.94                           | 38.93             | 16.13                 | 128.80                   |
| 外商及港澳台            | Enterprises Fund by Entrepreneurs from<br>HongKong, Macao and Taiwan | 33.19                             | 56.43             | 10.38                 | 122.82                   | 33.96                           | 55.73             | 10.31                 | 123.65                   |
| 其他各种经济            | The other's Owned Enterprises  | 19.05                             | 68.94             | 12.01                 | 107.04                   | 21.32                           | 73.91             | 4.76                  | 116.56                   |
| <b>按国民经济行业分</b>   | <b>By Sector</b>   |                                   |                   |                       |                          |                                 |                   |                       |                          |
| 工业                | Industry   | 26.89                             | 56.79             | 16.32                 | 110.58                   | 29.38                           | 55.17             | 15.45                 | 113.92                   |
| 建筑业               | Construction   | 14.37                             | 52.62             | 33.01                 | 81.36                    | 15.76                           | 53.15             | 31.09                 | 84.67                    |
| 交通运输、仓储<br>及邮电通信业 | Transport ,Storage,Post and<br>Telecommunications                    | 35.19                             | 45.37             | 19.45                 | 115.74                   | 36.72                           | 43.11             | 20.17                 | 116.55                   |
| 批发和零售贸易、<br>餐饮业   | Wholesale and Retail Trade &<br>Caterubg Services                    | 13.49                             | 68.17             | 18.34                 | 95.16                    | 17.19                           | 65.98             | 16.83                 | 100.35                   |
| 房地产业              | Real Estate Trade  | 35.58                             | 57.12             | 7.29                  | 128.29                   | 37.08                           | 56.67             | 6.25                  | 130.83                   |
| 社会服务业             | Social Services  | 28.70                             | 49.16             | 22.14                 | 106.56                   | 28.73                           | 45.18             | 26.09                 | 102.64                   |
| <b>按企业规模分</b>     | <b>By Size of Enterprises</b>  |                                   |                   |                       |                          |                                 |                   |                       |                          |
| 大型                | Large Enterprises  | 25.27                             | 63.40             | 11.33                 | 113.93                   | 26.91                           | 63.27             | 9.82                  | 117.08                   |
| 中型                | Medium-sized Enterprises   | 23.88                             | 55.51             | 20.61                 | 103.27                   | 25.51                           | 53.88             | 20.61                 | 104.90                   |
| 小型                | Small Enterprises  | 24.69                             | 53.91             | 21.40                 | 103.29                   | 27.98                           | 48.56             | 23.46                 | 104.53                   |

## 20-29 按不同类型分的企业综合经营状况(2000年四季度)

Synthetical Management State of Enterprises  
by Categories (the fourth quarter of 2000)

| 分类                | Item   | 本期实际 The Actuality of this Season |              |           |                          | 下期预计 The Foresee of next Season |              |           |                          |
|-------------------|--|-----------------------------------|--------------|-----------|--------------------------|---------------------------------|--------------|-----------|--------------------------|
|                   |  | 良好<br>Good                        | 一般<br>Common | 不佳<br>Bad | 景气指数<br>Climate<br>Index | 良好<br>Good                      | 一般<br>Common | 不佳<br>Bad | 景气指数<br>Climate<br>Index |
| <b>总体情况</b>       | <b>The Circumstances of Ensemble</b>                                 | 36.30                             | 45.69        | 18.01     | 118.29                   | 29.94                           | 53.96        | 16.09     | 113.85                   |
| <b>按登记注册类型分</b>   | <b>By Registration</b>   |                                   |              |           |                          |                                 |              |           |                          |
| 国有经济              | State-owned Enterprises  | 32.25                             | 54.17        | 13.57     | 118.68                   | 27.18                           | 59.72        | 13.10     | 114.08                   |
| 集体经济              | Collective Owned Enterprises   | 23.47                             | 46.02        | 30.51     | 92.96                    | 26.21                           | 49.91        | 23.88     | 102.33                   |
| 有限责任公司            | Limited Liability Corporations                                       | 35.42                             | 40.57        | 24.01     | 111.40                   | 26.67                           | 53.81        | 19.52     | 107.15                   |
| 股份有限公司            | Share-holding Corporations Ltd.                                      | 57.87                             | 28.23        | 13.90     | 143.97                   | 53.18                           | 37.07        | 9.75      | 143.43                   |
| 外商及港澳台            | Enterprises Fund by Entrepreneurs from<br>HongKong, Macao and Taiwan | 42.95                             | 43.81        | 13.24     | 129.71                   | 40.77                           | 50.46        | 8.77      | 132.01                   |
| 其他各种经济            | The other's Owned Enterprises  | 33.33                             | 54.66        | 12.01     | 121.32                   | 30.85                           | 54.87        | 14.29     | 116.56                   |
| <b>按国民经济行业分</b>   | <b>By Sector</b>   |                                   |              |           |                          |                                 |              |           |                          |
| 工业                | Industry   | 41.23                             | 43.82        | 14.95     | 126.27                   | 35.17                           | 53.65        | 11.18     | 123.99                   |
| 建筑业               | Construction   | 34.75                             | 52.11        | 13.14     | 121.60                   | 18.84                           | 54.24        | 26.92     | 91.91                    |
| 交通运输、仓储<br>及邮电通信业 | Transport ,Storage,Post and<br>Telecommunications                    | 35.82                             | 42.39        | 21.79     | 114.03                   | 28.78                           | 50.51        | 20.71     | 108.08                   |
| 批发和零售贸易、<br>餐饮业   | Wholesale and Retail Trade &<br>Caterubg Services                    | 19.51                             | 60.47        | 20.02     | 99.49                    | 19.43                           | 69.50        | 11.06     | 108.37                   |
| 房地产业              | Real Estate Trade  | 31.64                             | 55.79        | 12.57     | 119.07                   | 41.00                           | 47.54        | 11.46     | 129.55                   |
| 社会服务业             | Social Services  | 31.61                             | 37.53        | 30.85     | 100.76                   | 21.05                           | 47.74        | 31.21     | 89.84                    |
| <b>按企业规模分</b>     | <b>By Size of Enterprises</b>  |                                   |              |           |                          |                                 |              |           |                          |
| 大型                | Large Enterprises  | 41.78                             | 50.65        | 7.57      | 134.20                   | 34.17                           | 59.72        | 6.11      | 128.05                   |
| 中型                | Medium-sized Enterprises   | 32.45                             | 45.10        | 22.45     | 110.00                   | 28.78                           | 52.04        | 19.18     | 109.59                   |
| 小型                | Small Enterprises  | 25.21                             | 50.83        | 23.97     | 101.24                   | 24.38                           | 53.31        | 22.31     | 102.07                   |

## 20-30 按不同类型分的生产情况(2000年四季度)

## Production of Enterprises by Categories(the fourth quarter of 2000)

| 分 类               | Item   | 本期实际 The Actuality of this Season |           |       |        | 下期预计 The Foresee of next Season |           |                    |        |
|-------------------|--|-----------------------------------|-----------|-------|--------|---------------------------------|-----------|--------------------|--------|
|                   |  | 增加                                | 持平        | 减少    | 景气指数   | 增加                              | 持平        | 减少                 | 景气指数   |
|                   |  | Add                               | Unchanged | Abate | Index  | Add                             | Unchanged | Abate              | Index  |
| <b>总体情况</b>       | <b>The Circumstances of Ensemble</b>                                 | 42.08                             | 34.85     | 23.07 | 119.01 | 30.22                           | 48.77     | 21.01              | 109.21 |
| <b>按登记注册类型分</b>   | <b>By Registration</b>   |                                   |           |       |        |                                 |           |                    |        |
| 国有经济              | State-owned Enterprises  | 39.16                             | 42.65     | 18.19 | 120.97 | 26.79                           | 55.13     | 18.08              | 108.71 |
| 集体经济              | Collective Owned Enterprises   | 30.66                             | 36.87     | 32.47 | 98.19  | 32.25                           | 41.85     | 25.90              | 106.34 |
| 有限责任公司            | Limited Liability Corporations                                       | 39.96                             | 33.68     | 26.36 | 113.60 | 31.43                           | 44.72     | 23.84              | 107.59 |
| 股份有限公司            | Share-holding Corporations Ltd.                                      | 63.08                             | 13.05     | 23.86 | 139.22 | 38.10                           | 44.77     | 17.13              | 120.97 |
| 外商及港澳台<br>投资经济    | Enterprises Fund by Entrepreneurs from<br>HongKong, Macao and Taiwan | 39.03                             | 37.05     | 23.92 | 115.12 | 37.61                           | 48.17     | 14.22              | 123.39 |
| 其他各种经济            | The other's Owned Enterprises  | 33.33                             | 49.89     | 16.77 | 116.56 | 42.86                           | 33.33     | 23.81              | 119.05 |
| <b>按国民经济行业分</b>   | <b>By Sector</b>   |                                   |           |       |        |                                 |           |                    |        |
| 工业                | Industry   | 43.07                             | 34.32     | 22.61 | 120.47 | 31.95                           | 50.44     | 17.61              | 114.34 |
| 建筑业               | Construction   | 45.79                             | 34.98     | 19.22 | 126.57 | 17.29                           | 41.42     | 41.29              | 76.00  |
| 交通运输、仓储<br>及邮电通信业 | Transport ,Storage,Post and<br>Telecommunications                    | 50.21                             | 31.51     | 18.28 | 131.93 | 36.48                           | 46.33     | 17.20              | 119.28 |
| 批发和零售贸易、<br>餐饮业   | Wholesale and Retail Trade &<br>Caterubg Services                    | 29.90                             | 42.42     | 27.68 | 102.21 | 29.14                           | 52.53     | 18.33              | 110.81 |
| 房地产业              | Real Estate Trade  | 39.29                             | 45.31     | 15.41 | 123.88 | 49.27                           | 38.88     | 11.85              | 137.42 |
| 社会服务业             | Social Services  | 39.68                             | 30.52     | 29.81 | 109.87 | 21.62                           | 48.46     | 29.92 <sup>b</sup> | 91.71  |
| <b>按企业规模分</b>     | <b>By Size of Enterprises</b>  |                                   |           |       |        |                                 |           |                    |        |
| 大型                | Large Enterprises  | 37.87                             | 45.15     | 16.98 | 120.90 | 22.34                           | 61.92     | 15.74              | 106.61 |
| 中型                | Medium-sized Enterprises   | 43.65                             | 31.35     | 25.00 | 118.65 | 36.89                           | 40.57     | 22.54              | 114.34 |
| 小型                | Small Enterprises  | 36.67                             | 38.33     | 25.00 | 111.67 | 29.17                           | 48.75     | 22.08              | 107.08 |

## 20-31 按不同类型分的税后利润情况(2000年四季度)

## Profits after Tax Enterprises by Categories (the fourth quarter of 2000)

| 分 类               | Item   | 本期实际 The Actuality of this Season |           |       |        | 下期预计 The Foresee of next Season |           |       |        |
|-------------------|--|-----------------------------------|-----------|-------|--------|---------------------------------|-----------|-------|--------|
|                   |  | 增加                                | 持平        | 减少    | 景气指数   | 增加                              | 持平        | 减少    | 景气指数   |
|                   |  | Add                               | Unchanged | Abate | Index  | Add                             | Unchanged | Abate | Index  |
| <b>总体情况</b>       | <b>The Circumstances of Ensemble</b>                                 | 38.07                             | 30.04     | 31.88 | 106.19 | 27.38                           | 43.16     | 29.46 | 97.91  |
| <b>按登记注册类型分</b>   | <b>By Registration</b>   |                                   |           |       |        |                                 |           |       |        |
| 国有经济              | State-owned Enterprises  | 44.11                             | 27.78     | 28.10 | 116.01 | 34.34                           | 41.41     | 24.25 | 110.09 |
| 集体经济              | Collective Owned Enterprises   | 19.60                             | 39.78     | 40.62 | 78.97  | 22.19                           | 41.53     | 36.28 | 85.91  |
| 有限责任公司            | Limited Liability Corporations                                       | 39.92                             | 23.54     | 36.54 | 103.38 | 26.45                           | 42.62     | 30.94 | 95.51  |
| 股份有限公司            | Share-holding Corporations Ltd.                                      | 53.04                             | 23.43     | 23.53 | 129.51 | 40.67                           | 29.23     | 30.10 | 110.56 |
| 外商及港澳台<br>投资经济    | Enterprises Fund by Entrepreneurs from<br>HongKong, Macao and Taiwan | 38.84                             | 35.70     | 25.46 | 113.39 | 28.51                           | 48.30     | 23.19 | 105.31 |
| 其他各种经济            | The other's Owned Enterprises  | 19.05                             | 59.42     | 21.53 | 97.51  | 16.56                           | 59.63     | 23.81 | 92.75  |
| <b>按国民经济行业分</b>   | <b>By Sector</b>   |                                   |           |       |        |                                 |           |       |        |
| 工业                | Industry   | 39.77                             | 27.98     | 32.25 | 107.52 | 26.71                           | 45.84     | 27.45 | 99.25  |
| 建筑业               | Construction   | 32.12                             | 35.87     | 32.01 | 100.11 | 16.45                           | 40.87     | 42.68 | 73.78  |
| 交通运输、仓储<br>及邮电通信业 | Transport ,Storage,Post and<br>Telecommunications                    | 35.30                             | 36.18     | 28.52 | 106.77 | 31.86                           | 42.19     | 25.96 | 105.90 |
| 批发和零售贸易、<br>餐饮业   | Wholesale and Retail Trade &<br>Caterubg Services                    | 52.73                             | 17.48     | 29.79 | 122.94 | 52.21                           | 24.17     | 23.62 | 128.59 |
| 房地产业              | Real Estate Trade  | 22.99                             | 55.06     | 21.94 | 101.05 | 33.40                           | 46.83     | 19.77 | 113.63 |
| 社会服务业             | Social Services  | 30.28                             | 32.28     | 37.44 | 92.83  | 12.84                           | 47.71     | 39.45 | 73.39  |
| <b>按企业规模分</b>     | <b>By Size of Enterprises</b>  |                                   |           |       |        |                                 |           |       |        |
| 大型                | Large Enterprises  | 59.89                             | 20.38     | 19.73 | 140.16 | 41.12                           | 36.28     | 22.60 | 118.51 |
| 中型                | Medium-sized Enterprises   | 30.33                             | 32.79     | 36.89 | 93.44  | 26.84                           | 42.42     | 30.74 | 96.11  |
| 小型                | Small Enterprises  | 24.89                             | 38.82     | 36.29 | 88.61  | 22.36                           | 48.52     | 29.11 | 93.25  |



## 20-32 按不同类型分的资金情况(2000年四季度)

## Fund of Enterprises by Categories (the fourth quarter of 2000)

| 分 类               | Item   | 本期实际 The Actuality of this Season |        |         |       | 下期预计 The Foresee of next Season |        |         |       |
|-------------------|--|-----------------------------------|--------|---------|-------|---------------------------------|--------|---------|-------|
|                   |  | 充足                                | 一般     | 紧张      | 景气指数  | 充足                              | 一般     | 紧张      | 景气指数  |
|                   |  | Plenty                            | Common | Uptight | Index | Plenty                          | Common | Uptight | Index |
| <b>总体情况</b>       | <b>The Circumstances of Ensemble</b>                                 | 4.39                              | 35.85  | 59.76   | 44.63 | 4.91                            | 35.59  | 59.50   | 45.41 |
| <b>按登记注册类型分</b>   | <b>By Registration</b>   |                                   |        |         |       |                                 |        |         |       |
| 国有经济              | State-owned Enterprises  | 3.09                              | 34.39  | 62.52   | 40.57 | 3.62                            | 32.34  | 64.04   | 39.58 |
| 集体经济              | Collective Owned Enterprises   | 3.95                              | 39.41  | 56.64   | 47.32 | 5.47                            | 36.23  | 58.30   | 47.18 |
| 有限责任公司            | Limited Liability Corporations                                       | 2.86                              | 30.71  | 66.42   | 36.44 | 2.17                            | 32.55  | 65.27   | 36.90 |
| 股份有限公司            | Share-holding Corporations Ltd.                                      | 13.67                             | 37.48  | 48.85   | 64.82 | 12.76                           | 41.15  | 46.09   | 66.66 |
| 外商及港澳台<br>投资经济    | Enterprises Fund by Entrepreneurs from<br>HongKong, Macao and Taiwan | 11.21                             | 40.75  | 48.04   | 63.17 | 16.32                           | 40.30  | 43.38   | 72.94 |
| 其他各种经济            | The other's Owned Enterprises  | 9.52                              | 35.61  | 54.87   | 54.66 | 4.76                            | 42.86  | 52.38   | 52.38 |
| <b>按国民经济行业分</b>   | <b>By Sector</b>   |                                   |        |         |       |                                 |        |         |       |
| 工业                | Industry   | 5.86                              | 36.40  | 57.74   | 48.12 | 5.69                            | 37.74  | 56.57   | 49.12 |
| 建筑业               | Construction   | 0.00                              | 35.72  | 64.28   | 35.72 | 3.52                            | 22.68  | 73.80   | 29.72 |
| 交通运输、仓储<br>及邮电通信业 | Transport ,Storage,Post and<br>Telecommunications                    | 1.07                              | 40.97  | 57.96   | 43.11 | 3.40                            | 40.66  | 55.94   | 47.47 |
| 批发和零售贸易、<br>餐饮业   | Wholesale and Retail Trade &<br>Caterubg Services                    | 4.86                              | 31.51  | 63.63   | 41.23 | 5.30                            | 27.32  | 67.38   | 37.93 |
| 房地产业              | Real Estate Trade  | 6.25                              | 50.21  | 43.54   | 62.71 | 7.29                            | 45.94  | 46.77   | 60.52 |
| 社会服务业             | Social Services  | 2.70                              | 28.83  | 68.47   | 34.23 | 2.70                            | 34.23  | 63.06   | 39.64 |
| <b>按企业规模分</b>     | <b>By Size of Enterprises</b>  |                                   |        |         |       |                                 |        |         |       |
| 大型                | Large Enterprises  | 4.74                              | 34.99  | 60.27   | 44.47 | 5.41                            | 32.00  | 62.59   | 42.81 |
| 中型                | Medium-sized Enterprises   | 4.91                              | 31.29  | 63.80   | 41.10 | 5.74                            | 32.99  | 61.27   | 44.47 |
| 小型                | Small Enterprises  | 3.77                              | 42.68  | 53.56   | 50.21 | 3.35                            | 41.42  | 55.23   | 48.12 |

## 20-33 按不同类型分的贷款拖欠情况(2000年四季度)

## Outstanding Loans of Enterprises by Categories (the fourth quarter of 2000)

| 分 类               | Item   | 本期实际 The Actuality of this Season |           |       |        | 下期预计 The Foresee of next Season |           |       |        |
|-------------------|--|-----------------------------------|-----------|-------|--------|---------------------------------|-----------|-------|--------|
|                   |  | 减少                                | 持平        | 增加    | 景气指数   | 减少                              | 持平        | 增加    | 景气指数   |
|                   |  | Abate                             | Unchanged | Add   | Index  | Abate                           | Unchanged | Add   | Index  |
| <b>总体情况</b>       | <b>The Circumstances of Ensemble</b>                                 | 21.84                             | 52.43     | 25.73 | 96.11  | 20.79                           | 58.99     | 20.23 | 100.56 |
| <b>按登记注册类型分</b>   | <b>By Registration</b>   |                                   |           |       |        |                                 |           |       |        |
| 国有经济              | State-owned Enterprises  | 15.33                             | 51.20     | 33.48 | 81.85  | 17.16                           | 54.83     | 28.00 | 89.16  |
| 集体经济              | Collective Owned Enterprises   | 28.72                             | 50.49     | 20.79 | 107.93 | 28.65                           | 49.81     | 21.54 | 107.11 |
| 有限责任公司            | Limited Liability Corporations                                       | 36.04                             | 41.64     | 22.32 | 113.72 | 31.42                           | 54.85     | 13.73 | 117.69 |
| 股份有限公司            | Share-holding Corporations Ltd.                                      | 27.85                             | 57.15     | 15.01 | 112.84 | 33.82                           | 54.88     | 11.30 | 122.52 |
| 外商及港澳台<br>投资经济    | Enterprises Fund by Entrepreneurs from<br>HongKong, Macao and Taiwan | 22.73                             | 66.13     | 11.14 | 111.60 | 10.83                           | 73.51     | 15.66 | 95.17  |
| 其他各种经济            | The other's Owned Enterprises  | 21.32                             | 45.34     | 33.33 | 87.99  | 4.76                            | 83.23     | 12.01 | 92.75  |
| <b>按国民经济行业分</b>   | <b>By Sector</b>   |                                   |           |       |        |                                 |           |       |        |
| 工业                | Industry   | 24.66                             | 53.54     | 21.80 | 102.87 | 21.88                           | 62.19     | 15.94 | 105.94 |
| 建筑业               | Construction   | 14.51                             | 37.40     | 48.09 | 66.43  | 17.20                           | 43.87     | 38.93 | 78.27  |
| 交通运输、仓储<br>及邮电通信业 | Transport ,Storage,Post and<br>Telecommunications                    | 13.37                             | 64.61     | 22.01 | 91.36  | 15.31                           | 68.52     | 16.17 | 99.14  |
| 批发和零售贸易、<br>餐饮业   | Wholesale and Retail Trade &<br>Caterubg Services                    | 24.92                             | 45.81     | 29.27 | 95.64  | 23.29                           | 47.34     | 29.37 | 93.93  |
| 房地产业              | Real Estate Trade  | 24.75                             | 65.69     | 9.55  | 115.20 | 19.15                           | 67.02     | 13.83 | 105.32 |
| 社会服务业             | Social Services  | 18.04                             | 49.15     | 32.81 | 85.23  | 21.30                           | 54.59     | 24.11 | 97.18  |
| <b>按企业规模分</b>     | <b>By Size of Enterprises</b>  |                                   |           |       |        |                                 |           |       |        |
| 大型                | Large Enterprises  | 20.96                             | 43.45     | 35.59 | 85.37  | 20.30                           | 47.76     | 31.94 | 88.36  |
| 中型                | Medium-sized Enterprises   | 23.54                             | 54.38     | 22.08 | 101.46 | 24.38                           | 60.63     | 15.00 | 109.38 |
| 小型                | Small Enterprises  | 18.83                             | 58.30     | 22.87 | 95.96  | 16.59                           | 63.68     | 19.73 | 96.86  |

## 20-34 按不同类型分的投资情况(2000年四季度)

## Investment of Enterprises by Categories (the fourth quarter of 2000)

| 分 类               | Item   | 本期实际 The Actuality of this Season |           |       |               | 下期预计 The Foresee of next Season |           |       |               |
|-------------------|--|-----------------------------------|-----------|-------|---------------|---------------------------------|-----------|-------|---------------|
|                   |  | 增加                                | 持平        | 减少    | 景气指数          | 增加                              | 持平        | 减少    | 景气指数          |
|                   |  | Add                               | Unchanged | Abate | Climate Index | Add                             | Unchanged | Abate | Climate Index |
| <b>总体情况</b>       | <b>The Circumstances of Ensemble</b>                                 | 29.81                             | 53.35     | 16.84 | 112.97        | 22.50                           | 58.51     | 18.99 | 103.51        |
| <b>按登记注册类型分</b>   | <b>By Registration</b>   |                                   |           |       |               |                                 |           |       |               |
| 国有经济              | State-owned Enterprises  | 28.52                             | 49.82     | 21.66 | 106.86        | 22.66                           | 53.47     | 23.87 | 98.78         |
| 集体经济              | Collective Owned Enterprises   | 19.04                             | 56.30     | 24.66 | 94.38         | 12.92                           | 63.93     | 23.14 | 89.78         |
| 有限责任公司            | Limited Liability Corporations                                       | 35.27                             | 43.95     | 20.77 | 114.50        | 23.08                           | 58.35     | 18.57 | 104.51        |
| 股份有限公司            | Share-holding Corporations Ltd.                                      | 34.47                             | 55.40     | 10.13 | 124.33        | 27.41                           | 55.79     | 16.80 | 110.61        |
| 外商及港澳台<br>投资经济    | Enterprises Fund by Entrepreneurs from<br>HongKong, Macao and Taiwan | 19.05                             | 67.75     | 13.20 | 105.85        | 24.23                           | 61.85     | 13.91 | 110.32        |
| 其他各种经济            | The other's Owned Enterprises  | 30.85                             | 59.63     | 9.52  | 121.32        | 19.05                           | 71.43     | 9.52  | 109.52        |
| <b>按国民经济行业分</b>   | <b>By Sector</b>   |                                   |           |       |               |                                 |           |       |               |
| 工业                | Industry   | 34.55                             | 48.74     | 16.71 | 117.84        | 25.30                           | 57.02     | 17.68 | 107.62        |
| 建筑业               | Construction   | 22.83                             | 61.15     | 16.02 | 106.81        | 7.70                            | 68.94     | 23.36 | 84.34         |
| 交通运输、仓储<br>及邮电通信业 | Transport, Storage, Post and<br>Telecommunications                   | 29.87                             | 59.67     | 10.46 | 119.40        | 30.65                           | 55.12     | 14.23 | 116.41        |
| 批发和零售贸易、<br>餐饮业   | Wholesale and Retail Trade &<br>Caterbug Services                    | 14.83                             | 54.16     | 31.00 | 83.83         | 10.72                           | 56.37     | 32.91 | 77.81         |
| 房地产业              | Real Estate Trade  | 31.95                             | 57.53     | 10.52 | 121.43        | 34.03                           | 56.47     | 9.50  | 124.52        |
| 社会服务业             | Social Services  | 25.49                             | 60.72     | 13.79 | 111.70        | 19.66                           | 62.92     | 17.43 | 102.23        |
| <b>按企业规模分</b>     | <b>By Size of Enterprises</b>  |                                   |           |       |               |                                 |           |       |               |
| 大型                | Large Enterprises  | 32.72                             | 40.89     | 26.40 | 106.32        | 22.44                           | 47.68     | 29.89 | 92.55         |
| 中型                | Medium-sized Enterprises   | 26.54                             | 55.56     | 17.90 | 108.64        | 23.46                           | 59.88     | 16.67 | 106.79        |
| 小型                | Small Enterprises  | 23.73                             | 63.56     | 12.71 | 111.02        | 18.22                           | 65.25     | 16.53 | 101.69        |

## 20-35 按不同类型分的劳动力情况(2000年四季度)

## Workers of Enterprises by Categories (the fourth quarter of 2000)

| 分 类               | Item   | 本期实际 The Actuality of this Season |           |       |               | 下期预计 The Foresee of next Season |           |       |               |
|-------------------|--|-----------------------------------|-----------|-------|---------------|---------------------------------|-----------|-------|---------------|
|                   |  | 增加                                | 持平        | 减少    | 景气指数          | 增加                              | 持平        | 减少    | 景气指数          |
|                   |  | Add                               | Unchanged | Abate | Climate Index | Add                             | Unchanged | Abate | Climate Index |
| <b>总体情况</b>       | <b>The Circumstances of Ensemble</b>                                 | 12.92                             | 64.00     | 23.08 | 89.84         | 9.10                            | 64.63     | 26.26 | 82.84         |
| <b>按登记注册类型分</b>   | <b>By Registration</b>   |                                   |           |       |               |                                 |           |       |               |
| 国有经济              | State-owned Enterprises  | 10.68                             | 69.62     | 19.70 | 90.99         | 8.34                            | 68.71     | 22.95 | 85.39         |
| 集体经济              | Collective Owned Enterprises   | 13.55                             | 56.72     | 29.73 | 83.81         | 11.96                           | 55.56     | 32.48 | 79.47         |
| 有限责任公司            | Limited Liability Corporations                                       | 7.90                              | 66.24     | 25.86 | 82.04         | 6.67                            | 62.16     | 31.17 | 75.49         |
| 股份有限公司            | Share-holding Corporations Ltd.                                      | 24.57                             | 60.46     | 14.97 | 109.60        | 8.26                            | 75.40     | 16.34 | 91.92         |
| 外商及港澳台<br>投资经济    | Enterprises Fund by Entrepreneurs from<br>HongKong, Macao and Taiwan | 6.88                              | 71.22     | 21.90 | 84.98         | 16.76                           | 67.11     | 16.13 | 100.62        |
| 其他各种经济            | The other's Owned Enterprises  | 14.29                             | 64.18     | 21.53 | 92.75         | 14.29                           | 66.67     | 19.05 | 95.24         |
| <b>按国民经济行业分</b>   | <b>By Sector</b>   |                                   |           |       |               |                                 |           |       |               |
| 工业                | Industry   | 10.63                             | 67.17     | 22.20 | 88.43         | 8.77                            | 68.24     | 22.99 | 85.78         |
| 建筑业               | Construction   | 31.57                             | 43.83     | 24.60 | 106.98        | 11.42                           | 42.53     | 46.05 | 65.37         |
| 交通运输、仓储<br>及邮电通信业 | Transport, Storage, Post and<br>Telecommunications                   | 11.15                             | 49.25     | 39.60 | 71.55         | 9.76                            | 49.23     | 41.02 | 68.74         |
| 批发和零售贸易、<br>餐饮业   | Wholesale and Retail Trade &<br>Caterbug Services                    | 10.54                             | 70.61     | 18.84 | 91.70         | 5.18                            | 74.15     | 20.66 | 84.52         |
| 房地产业              | Real Estate Trade  | 14.84                             | 72.56     | 12.60 | 102.24        | 21.11                           | 69.32     | 9.57  | 111.54        |
| 社会服务业             | Social Services  | 13.19                             | 67.18     | 19.63 | 93.56         | 7.89                            | 66.70     | 25.40 | 82.49         |
| <b>按企业规模分</b>     | <b>By Size of Enterprises</b>  |                                   |           |       |               |                                 |           |       |               |
| 大型                | Large Enterprises  | 10.64                             | 71.02     | 18.34 | 92.29         | 6.09                            | 72.80     | 21.11 | 84.98         |
| 中型                | Medium-sized Enterprises   | 13.11                             | 63.52     | 23.36 | 89.75         | 11.27                           | 62.70     | 26.02 | 85.25         |
| 小型                | Small Enterprises  | 9.92                              | 66.12     | 23.97 | 85.95         | 9.50                            | 64.46     | 26.03 | 83.47         |

## 主要统计指标解释

**景气指数** 又称景气度,它是对企业景气调查中的定性指标通过定量方法加以汇总,综合反映某一特定调查群体或某一社会经济现象所处的状态或发展趋势的一种指标。企业的景气指数是根据调查企业中,选择“好”或“上升”或“乐观”的企业与选择“差”或“下降”或“不乐观”的企业的所占份额(一般以主营业务收入对比权重,下同)之差来计算的,统一用纯正数形式表示,以100作为景气指数的临界值,其数值范围在0—200之间;当景气指数大于100时,表明经济状况趋于上升或改善,处于景气状态;当景气指数小于100时,表明经济状况趋于下降或恶化,处于不景气状态。其具体计算方法为:(选择“好”的企业份额—选择“差”的企业份额)×100+100。

**企业家信心指数** 是根据企业家对企业外部市场经济环境与宏观政策的认识、看法、判断与预期(通常为对“乐观”、“一般”、“不乐观”的选择)而编制的指数,用以综合反映企业家对宏观经济环境的感受与信心。

**企业景气指数** 是根据企业家对本企业综合生产经营情况的判断与预期(通常为对“良好”、“一般”、“不佳”的选择)而编制的指数,用以综合反映企业的生产经营状况。

**各单项景气指数** 是在单项指标名称之后加景气指数四个字表示,如由产品订货指标综合而成的景气指数则称之为“产品订货景气指数”。用来表示各单项指标的景气状况。

**企业集团** 是指以资本为主要纽带的母子公司为主体,以集团章程为共同行为规范的母公司、子公司、参股公司及其他成员企业或机构共同组成的具有一定规模的企业法人联合体。企业集不具有企业法人资格。企业集团由母公司、子公司、参股公司以及其他成员单位组建而成。事业位法人、社会团体法人也可以成为企业集团成员。

## Explanatory Notes on Main Statistical Indicators

**Business Climate Index** It is a qualitative index which, by adding up certain quantitative figures, reflects the status or tendency the investigated group or social economic phenomenon is in. The difference between the proportion of the enterprises whose business climate indices show good or “upward ”or “optimistic ”and that of those whose business climate indices show “bad ”or “downward ”or“not optimistic” is obtained by working out the difference between their major business earnings, usually expressed in positive numbers. The critical point of the business climate index is 100, with the scope between 0 and 200. When it is above 100, the index shows that the economic status is in an upward trend or being ameliorated, and that the condition is in good health. When it is below 100, the index shows that the economic status is in a downward trend or being deteriorated, and that the condition is in bad health. The formula for calculating business climate index is:

$$\text{Business Climate Index} = \frac{\text{The Proportion of "Good "Enterprises}}{\text{The Proportion of "Bad "Enterprises}} \times 100 + 100.$$

**Entrepreneur Confidence Index** It indicates the feeling about, and confidence in, the macroeconomic environment on the part of the entrepreneur, reflected by his or her interpretation, opinions, judgment, and expectation (usually expressed as "optimistic," "ordinary ", or "not optimistic") of the enterprise' s external market economic environment and general policies.

**Enterprise Business Climate Index** It indicates the enterprise's production and management status, reflected by the entrepreneur's judgment and expectation (usually expressed as “good ”, “or denary”, or not good”) of the general situation the enterprise's production and management are in.

**Single Item Business Climate Index** It is designated by putting the single item name in front of “business climate index”, for example, order for product business climate index.

**Enterprise Group** refers to a group of companies linked up by capital and regulated by a group charter of business behavior. It is a federation, considerable in size, of enterprise legal persons such as parent and child companies, share- holding companies, and/or other kinds of enterprises or institutions.

An enterprise group, however, does not have the legal person status. Institution and social group legal persons may also become members of an enterprise group.



21-1 各县(市)土地面积、人口及从业人员 (2000年)

Population and Employed Persond by County and City (2000)



| 地区名称<br>(行政区划) | 土地面积<br>(平方公里) | 年末<br>总户数<br>(万户) | 年末<br>总人口<br>(万人) | 年平均<br>人口<br>(万人) | 人口密度<br>(人/平方公里) | 从业人员<br>(万人) | 第一产业  | 第二产业  | 第三产业  |                       |
|----------------|----------------|-------------------|-------------------|-------------------|------------------|--------------|-------|-------|-------|-----------------------|
|                |                |                   |                   |                   |                  |              |       |       |       | Area of Land (sq. km) |
| 郑州市            | Zhengzhou      |                   |                   |                   |                  |              |       |       |       |                       |
| 巩义             | Gongyi         | 1641              | 20                | 79.32             | 78.84            | 737          | 40.68 | 15.85 | 15.45 | 9.34                  |
| 荥阳             | Xingyang       | 959               | 12                | 65.19             | 65.02            | 681          | 39.25 | 23.01 | 9.28  | 6.96                  |
| 新郑             | Xinzheng       | 823               | 17                | 61.41             | 61.13            | 700          | 37.97 | 21.93 | 7.59  | 7.53                  |
| 登封             | Dengfeng       | 1214              | 15                | 61.56             | 61.29            | 505          | 35.16 | 20.01 | 4.29  | 6.87                  |
| 新密             | Xinmi          | 878               | 16                | 74.25             | 74.15            | 758          | 38.44 | 17.89 | 19.05 | 9.50                  |
| 中牟             | Zhongmu        | 1386              | 16                | 67.38             | 66.96            | 481          | 36.73 | 30.74 | 2.99  | 3.03                  |
| 开封市            | Kaifeng        |                   |                   |                   |                  |              |       |       |       |                       |
| 杞县             | Qixian         | 1930              | 17                | 73.89             | 72.86            | 533          | 38.90 | 30.30 | 5.40  | 3.20                  |
| 尉氏             | Wei            | 1367              | 17                | 73.89             | 72.86            | 533          | 38.90 | 30.30 | 5.40  | 3.20                  |
| 通许             | Tongxi         | 1140              | 11                | 43.80             | 43.52            | 573          | 31.20 | 15.00 | 4.20  | 4.00                  |
| 兰考             | Lankao         | 1367              | 17                | 73.89             | 72.86            | 533          | 38.90 | 30.30 | 5.40  | 3.20                  |
| 洛阳市            | Luoyang        |                   |                   |                   |                  |              |       |       |       |                       |
| 偃师             | Yanshi         | 943               | 22                | 81.95             | 81.31            | 862          | 44.90 | 29.50 | 8.50  | 6.90                  |
| 孟津             | Mengjin        | 759               | 11                | 43.80             | 43.52            | 573          | 31.20 | 15.00 | 4.20  | 4.00                  |
| 新安             | Xinan          | 1160              | 13                | 48.30             | 47.83            | 412          | 30.10 | 21.50 | 2.80  | 5.90                  |
| Loire          | Luoyuan        | 2185              | 9                 | 31.02             | 30.92            | 141          | 15.90 | 12.90 | 1.00  | 2.00                  |
| 嵩县             | Songxian       | 2981              | 14                | 51.47             | 51.23            | 172          | 32.90 | 23.70 | 1.80  | 3.60                  |
| 汝阳             | Ruyang         | 1325              | 11                | 41.85             | 41.58            | 314          | 26.90 | 18.70 | 4.20  | 4.00                  |
| 宜阳             | Yiyang         | 1651              | 16                | 63.46             | 64.96            | 392          | 39.60 | 26.10 | 7.30  | 6.30                  |
| 洛宁             | Luoning        | 2306              | 11                | 44.10             | 43.69            | 189          | 28.20 | 22.60 | 1.30  | 4.00                  |
| 伊川             | Yichuan        | 1243              | 18                | 72.87             | 72.12            | 580          | 32.00 | 27.50 | 1.50  | 3.00                  |
| 平顶山市           | Pingdingshan   |                   |                   |                   |                  |              |       |       |       |                       |
| 汝州             | Ruzhou         | 1573              | 22                | 93.77             | 93.09            | 592          | 55.87 | 37.85 | 9.27  | 8.74                  |
| 舞钢             | Wugang         | 629               | 9                 | 32.72             | 32.11            | 510          | 19.98 | 14.04 | 3.31  | 2.62                  |
| 宝丰             | Baofeng        | 706               | 13                | 47.88             | 47.62            | 672          | 28.85 | 20.99 | 3.78  | 5.08                  |
| 叶县             | Yexian         | 1387              | 21                | 81.24             | 80.73            | 596          | 31.39 | 28.40 | 4.43  | 6.71                  |
| 鲁山             | Lushan         | 2407              | 23                | 91.94             | 91.63            | 339          | 33.46 | 38.90 | 4.25  | 7.30                  |
| 郏县             | Jiayan         | 727               | 14                | 55.64             | 55.61            | 765          | 37.12 | 23.65 | 3.32  | 6.15                  |
| 安阳市            | Anyang         |                   |                   |                   |                  |              |       |       |       |                       |
| 林州             | Linzhou        | 2045              | 27                | 97.30             | 97.20            | 475          | 62.20 | 31.94 | 21.47 | 9.69                  |
| 安阳县            | Anyang         | 1499              | 29                | 112.75            | 112.39           | 750          | 73.79 | 46.35 | 13.11 | 10.33                 |
| 汤阴             | Tangyin        | 645               | 12                | 44.29             | 44.17            | 184          | 26.95 | 16.20 | 6.17  | 4.58                  |
| 滑县             | Huaxian        | 1814              | 30                | 120.68            | 119.58           | 659          | 69.20 | 41.10 | 7.11  | 8.01                  |
| 内黄             | Neihuang       | 1161              | 17                | 69.73             | 69.96            | 394          | 41.70 | 24.10 | 4.25  | 4.25                  |
| 鹤壁市            | Hebi           |                   |                   |                   |                  |              |       |       |       |                       |
| 淇县             | Qixian         | 1117              | 17                | 69.20             | 68.29            | 578          | 57.10 | 31.10 | 3.70  | 3.70                  |
| 浚县             | Junxian        | 591               | 7                 | 25.83             | 25.39            | 430          | 16.90 | 10.10 | 1.70  | 3.70                  |

# 各县(市)主要统计指标

## Main Indicators by County and City



河南统计年鉴  
HENAN STATISTICAL YEARBOOK

英文翻译：方伟平  
*English translator: Fang Weiping*

21-1 各县(市)土地面积、人口及从业人员 (2000年)

## Land Area, Population and Employed Persond by County and City (2000)

| 县 市<br>County<br>and city | 土地面积<br>(平方公里)<br>Area of<br>Land<br>(sq.km) | 年 末<br>总户数<br>(万户)<br>Total<br>Households<br>(year-end)<br>(10 000<br>household) | 年 末<br>总人口<br>(万人)<br>Population<br>(year-end)<br>(10 000<br>persons) | 年 平 均<br>人 口<br>(万人)<br>Average<br>person<br>Per Year<br>(10000<br>persons) | 人 口 密 度<br>(人/<br>平方公里)<br>Population<br>Density<br>(Person/<br>sq-km) | 从 业 人 员<br>(万人)<br>Employ-<br>ment<br>(10 000<br>persons) | 第一产业                | 第二产业                  | 第三产业                 |       |
|---------------------------|--|--|---|---|--|---|---------------------|-----------------------|----------------------|-------|
|                           |  |  |   |   |  |   | Primary<br>Industry | Secondary<br>Industry | Tertiary<br>Industry |       |
| <b>郑州市</b>                | <b>Zhengzhou</b>                             |  |   |   |  |   |                     |                       |                      |       |
| 巩 义 市                     | Gongyi                                       | 1041   | 20  | 79.32   | 78.84  | 757   | 40.68               | 15.85                 | 15.49                | 9.34  |
| 荥 阳 市                     | Xingyang                                     | 955  | 17  | 65.19   | 65.02  | 681   | 39.25               | 23.01                 | 9.28                 | 6.96  |
| 新 郑 市                     | Xinzheng                                     | 873  | 17  | 61.41   | 61.13  | 700   | 37.07               | 21.95                 | 7.59                 | 7.53  |
| 登 封 市                     | Dengfeng                                     | 1219   | 15  | 61.50   | 61.29  | 503   | 35.16               | 20.01                 | 8.28                 | 6.87  |
| 新 密 市                     | Xinmi  | 978  | 18  | 74.25   | 74.15  | 758   | 38.44               | 17.89                 | 10.87                | 9.68  |
| 中 牟 县                     | Zhongmu                                      | 1393   | 16  | 67.38   | 66.96  | 481   | 38.53               | 30.70                 | 2.80                 | 5.03  |
| <b>开封市</b>                | <b>Kaifeng</b>                               |  |   |   |  |   |                     |                       |                      |       |
| 杞 县                       | Qixian                                       | 1244   | 24  | 101.98  | 102.56   | 824   | 60.00               | 47.70                 | 2.60                 | 9.70  |
| 通 许 县                     | Tongxu                                       | 767  | 14  | 57.96   | 57.72  | 753   | 33.40               | 28.10                 | 1.70                 | 3.60  |
| 尉 氏 县                     | Weishi                                       | 1256   | 20  | 84.32   | 83.96  | 668   | 49.90               | 40.00                 | 3.50                 | 6.40  |
| 开 封 县                     | Kaifeng                                      | 1449   | 18  | 71.78   | 71.29  | 492   | 41.40               | 33.90                 | 3.30                 | 4.20  |
| 兰 考 县                     | Lankao                                       | 1367   | 17  | 73.89   | 72.86  | 533   | 38.90               | 30.30                 | 5.40                 | 3.20  |
| <b>洛阳市</b>                | <b>Luoyang</b>                               |  |   |   |  |   |                     |                       |                      |       |
| 偃 师 市                     | Yanshi                                       | 943  | 22  | 81.95   | 81.31  | 862   | 44.80               | 29.50                 | 8.50                 | 6.80  |
| 孟 津 县                     | Mengjin                                      | 759  | 11  | 43.80   | 43.52  | 573   | 23.20               | 15.00                 | 4.20                 | 4.00  |
| 新 安 县                     | Xinan  | 1160   | 13  | 48.30   | 47.83  | 412   | 30.10               | 21.50                 | 2.80                 | 5.80  |
| 栾 川 县                     | Luanchuan                                    | 2185   | 9   | 31.02   | 30.82  | 141   | 15.90               | 12.90                 | 1.00                 | 2.00  |
| 嵩 县                       | Songxian                                     | 2981   | 14  | 51.47   | 51.23  | 172   | 32.90               | 25.70                 | 1.60                 | 5.60  |
| 汝 阳 县                     | Ruyang                                       | 1325   | 11  | 41.85   | 41.58  | 314   | 26.90               | 18.70                 | 4.20                 | 4.00  |
| 宜 阳 县                     | Yiyang                                       | 1651   | 16  | 65.46   | 64.96  | 393   | 39.60               | 26.10                 | 7.20                 | 6.30  |
| 洛 宁 县                     | Luoning                                      | 2306   | 11  | 44.10   | 43.69  | 189   | 28.20               | 22.60                 | 1.30                 | 4.00  |
| 伊 川 县                     | Yichuan                                      | 1243   | 18  | 72.87   | 72.12  | 580   | 32.00               | 27.50                 | 1.50                 | 3.00  |
| <b>平顶山市</b>               | <b>Pingdingshan</b>                          |  |   |   |  |   |                     |                       |                      |       |
| 汝 州 市                     | Ruzhou                                       | 1573   | 22  | 93.77   | 93.09  | 592   | 55.87               | 37.85                 | 9.27                 | 8.74  |
| 舞 钢 市                     | Wugang                                       | 629  | 9   | 32.12   | 32.11  | 510   | 19.98               | 14.04                 | 3.31                 | 2.62  |
| 宝 丰 县                     | Baofeng                                      | 706  | 13  | 47.38   | 47.42  | 672   | 29.85               | 20.99                 | 3.78                 | 5.08  |
| 叶 县                       | Yexian                                       | 1387   | 21  | 81.24   | 82.73  | 596   | 51.59               | 38.40                 | 4.48                 | 8.71  |
| 鲁 山 县                     | Lushan                                       | 2407   | 22  | 81.44   | 81.63  | 339   | 50.46               | 38.90                 | 4.25                 | 7.30  |
| 郟 县                       | Jiaxian                                      | 727  | 14  | 55.63   | 55.61  | 765   | 37.12               | 27.65                 | 3.32                 | 6.15  |
| <b>安阳市</b>                | <b>Anyang</b>                                |  |   |   |  |   |                     |                       |                      |       |
| 林 州 市                     | Linzhou                                      | 2046   | 27  | 97.30   | 97.20  | 475   | 62.10               | 30.94                 | 21.47                | 9.69  |
| 安 阳 县                     | Anyang                                       | 1499   | 29  | 112.73  | 112.39   | 750   | 73.79               | 46.35                 | 17.11                | 10.33 |
| 汤 阴 县                     | Tangyin                                      | 646  | 12  | 44.29   | 44.17  | 684   | 26.95               | 16.20                 | 6.17                 | 4.58  |
| 滑 县                       | Huaxian                                      | 1814   | 30  | 120.68  | 119.58   | 659   | 75.09               | 59.97                 | 7.11                 | 8.01  |
| 内 黄 县                     | Neihuang                                     | 1161   | 17  | 69.73   | 68.96  | 594   | 43.94               | 35.07                 | 4.12                 | 4.75  |
| <b>鹤壁市</b>                | <b>Hebi</b>                                  |  |   |   |  |   |                     |                       |                      |       |
| 浚 县                       | Xunxian                                      | 1117   | 17  | 66.20   | 64.59  | 578   | 39.80               | 30.90                 | 4.40                 | 4.50  |
| 淇 县                       | Qixian                                       | 591  | 7   | 25.53   | 25.39  | 430   | 16.90               | 10.10                 | 3.10                 | 3.70  |



21-1 续表1 continued

| 县 市<br>County<br>and city | 土地面积<br>(平方公里)<br>Area of<br>Land<br>(sq.km) | 年 末<br>总户数<br>(万户)<br>Total<br>Households<br>(year-end)<br>(10 000<br>household) | 年 末<br>总人口<br>(万人)<br>Population<br>(year-end)<br>(10 000<br>persons) | 年 平 均<br>人 口<br>(万人)<br>Average<br>person<br>Per Year<br>(10000<br>persons) | 人 口 密 度<br>(人/<br>平方公里)<br>Population<br>Density<br>(Person/<br>sq-km) | 从 业 人 员<br>(万人)<br>Employ-<br>ment<br>(10 000<br>persons) | 第一产业 第二产业 第三产业      |                       |                      |
|---------------------------|--|--|---|---|--|---|---------------------|-----------------------|----------------------|
|                           |  |  |   |   |  |   | Primary<br>Industry | Secondary<br>Industry | Tertiary<br>Industry |
| <b>新乡市 Xinxiang</b>       |  |  |   |   |  |   |                     |                       |                      |
| 卫辉市 Weihui                | 882  | 13   | 47.87   | 47.83   | 542  | 27.42   | 19.63               | 4.68                  | 3.11                 |
| 辉县市 Huixian               | 2007   | 24   | 77.21   | 77.07   | 384  | 44.80   | 28.95               | 8.77                  | 7.08                 |
| 新乡县 Xinxiang              | 524  | 11   | 42.50   | 42.29   | 807  | 25.54   | 14.13               | 7.40                  | 4.01                 |
| 获嘉县 Huojia                | 473  | 9  | 38.27   | 38.32   | 810  | 22.05   | 13.43               | 5.69                  | 2.93                 |
| 原阳县 Yuanyang              | 1339   | 15   | 64.29   | 63.53   | 474  | 33.53   | 27.42               | 2.58                  | 3.53                 |
| 延津县 Yanjin                | 947  | 11   | 46.04   | 45.17   | 477  | 26.06   | 20.86               | 2.45                  | 2.75                 |
| 封丘县 Fengqiu               | 1221   | 19   | 71.90   | 71.66   | 587  | 41.96   | 33.98               | 3.70                  | 4.28                 |
| 长垣县 Changyuan             | 1050   | 17   | 76.91   | 76.46   | 728  | 44.47   | 32.69               | 6.21                  | 5.57                 |
| <b>焦作市 Jiaozuo</b>        |  |  |   |   |  |   |                     |                       |                      |
| 沁阳市 Qinyang               | 624  | 10   | 45.94   | 45.20   | 724  | 24.98   | 13.31               | 6.95                  | 4.72                 |
| 修武县 Xiuwu                 | 722  | 8  | 29.26   | 28.97   | 401  | 15.36   | 9.62                | 2.86                  | 2.88                 |
| 博爱县 Boai                  | 488  | 10   | 41.86   | 41.78   | 856  | 24.38   | 12.27               | 5.46                  | 6.65                 |
| 武陟县 Wuzhi                 | 860  | 17   | 63.40   | 63.23   | 735  | 37.07   | 26.08               | 6.02                  | 4.97                 |
| 温县 Wenxian                | 462  | 10   | 40.43   | 40.16   | 869  | 23.63   | 14.82               | 5.03                  | 3.78                 |
| 孟州市 Mengzhou              | 542  | 10   | 35.69   | 34.90   | 644  | 23.53   | 14.98               | 3.77                  | 4.78                 |
| <b>濮阳市 Puyang</b>         |  |  |   |   |  |   |                     |                       |                      |
| 清丰县 Qingfeng              | 869  | 15   | 66.97   | 67.10   | 772  | 29.20   | 20.20               | 4.10                  | 5.00                 |
| 南乐县 Manle                 | 623  | 11   | 48.82   | 48.74   | 782  | 31.50   | 20.70               | 5.50                  | 5.30                 |
| 范县 Fanxian                | 610  | 11   | 48.31   | 47.84   | 784  | 20.00   | 11.00               | 5.00                  | 4.00                 |
| 台前县 Taiqian               | 454  | 8  | 34.17   | 34.02   | 749  | 19.30   | 11.70               | 4.85                  | 2.77                 |
| 濮阳县 Puyang                | 1455   | 25   | 107.68  | 107.12  | 736  | 67.00   | 51.80               | 7.00                  | 8.00                 |
| <b>许昌市 Xuchang</b>        |  |  |   |   |  |   |                     |                       |                      |
| 禹州市 Yuzhou                | 1461   | 30   | 116.92  | 116.36  | 796  | 66.00   | 36.40               | 15.00                 | 14.60                |
| 长葛市 Changge               | 650  | 18   | 67.69   | 67.93   | 1045   | 40.38   | 20.76               | 11.01                 | 8.61                 |
| 许昌县 Xuchang               | 1002   | 19   | 78.77   | 78.60   | 784  | 46.70   | 32.70               | 7.60                  | 6.40                 |
| 鄢陵县 Yanling               | 872  | 16   | 61.15   | 61.02   | 700  | 34.37   | 23.33               | 5.20                  | 5.84                 |
| 襄城县 Xiangcheng            | 920  | 20   | 79.01   | 78.77   | 856  | 48.87   | 34.37               | 6.40                  | 8.10                 |
| <b>漯河市 Luohe</b>          |  |  |   |   |  |   |                     |                       |                      |
| 舞阳县 Wuyang                | 777  | 15   | 59.96   | 60.29   | 776  | 33.30   | 30.83               | 0.70                  | 1.80                 |
| 临颖县 Linying               | 821  | 17   | 69.35   | 69.04   | 841  | 41.70   | 36.60               | 2.50                  | 2.60                 |
| 郾城县 Yancheng              | 960  | 23   | 90.15   | 90.15   | 939  | 52.20   | 48.80               | 0.90                  | 2.50                 |
| <b>三门峡市 Sanmenxia</b>     |  |  |   |   |  |   |                     |                       |                      |
| 义马市 Yima                  | 112  | 5  | 15.30   | 15.13   | 1351   | 8.06  | 1.33                | 5.59                  | 1.14                 |
| 灵宝市 Lingbao               | 3011   | 21   | 71.53   | 71.37   | 237  | 42.59   | 30.34               | 4.24                  | 8.01                 |
| 渑池县 Mianchi               | 1421   | 10   | 32.80   | 32.71   | 230  | 18.31   | 10.91               | 3.61                  | 3.79                 |
| 陕县 Shanxian               | 1763   | 10   | 34.05   | 33.95   | 193  | 19.26   | 12.83               | 3.07                  | 3.36                 |
| 卢氏县 Lushi                 | 4004   | 11   | 36.63   | 36.59   | 91   | 19.56   | 14.36               | 1.54                  | 3.66                 |
| <b>南阳市 Nanyang</b>        |  |  |   |   |  |   |                     |                       |                      |
| 邓州市 Dengzhou              | 2294   | 38   | 150.30  | 148.81  | 649  | 88.00   | 66.00               | 9.00                  | 12.00                |
| 南召县 Nanzhao               | 2946   | 17   | 59.31   | 59.67   | 203  | 33.00   | 22.00               | 5.00                  | 6.00                 |
| 方城县 Fangcheng             | 2539   | 26   | 96.60   | 96.48   | 380  | 61.00   | 51.00               | 3.00                  | 7.00                 |

21-1 续表2 continued

| 县 市<br>County<br>and city | 土地面积<br>(平方公里)<br>Area of<br>Land<br>(sq.km) | 年 末<br>总户数<br>(万户)<br>Total<br>Households<br>(year-end)<br>(10 000<br>household) | 年 末<br>总人口<br>(万人)<br>Population<br>(year-end)<br>(10 000<br>persons) | 年平均<br>人 口<br>(万人)<br>Average<br>person<br>Per Year<br>(10000<br>persons) | 人口密度<br>(人/<br>平方公里)<br>Population<br>Density<br>(Person/<br>sq-km) | 从业人员<br>(万人)<br>Employ-<br>ment<br>(10 000<br>persons) | 第一产业 第二产业 第三产业      |                       |                      |
|---------------------------|--|--|---|---|---|--|---------------------|-----------------------|----------------------|
|                           |  |  |   |   |   |  | Primary<br>Industry | Secondary<br>Industry | Tertiary<br>Industry |
| 西 峡 县 Xixia               | 3453   | 12   | 41.30   | 41.23   | 119   | 25.00  | 18.00               | 3.00                  | 4.00                 |
| 镇 平 县 Zhenping            | 1500   | 25   | 93.45   | 93.23   | 622   | 50.00  | 29.00               | 11.00                 | 9.00                 |
| 内 乡 县 Neixiang            | 2465   | 18   | 61.40   | 61.48   | 249   | 38.00  | 27.00               | 4.00                  | 7.00                 |
| 浙 川 县 Xichuan             | 2798   | 18   | 70.84   | 70.75   | 253   | 40.00  | 29.00               | 6.00                  | 6.00                 |
| 社 旗 县 Sheqi               | 1203   | 16   | 62.46   | 62.30   | 518   | 38.00  | 31.00               | 2.00                  | 4.00                 |
| 唐 河 县 Tanghe              | 2512   | 35   | 124.55  | 126.29  | 503   | 69.00  | 56.00               | 4.00                  | 9.00                 |
| 新 野 县 Xinye               | 1062   | 19   | 72.58   | 72.24   | 680   | 46.00  | 33.00               | 7.00                  | 7.00                 |
| 桐 柏 县 Tongbai             | 1941   | 11   | 42.59   | 42.51   | 219   | 23.00  | 18.00               | 2.00                  | 4.00                 |
| <b>商丘市 Shangqiu</b>       |  |  |   |   |   |  |                     |                       |                      |
| 虞 城 县 Yucheng             | 1558   | 25   | 105.42  | 105.89  | 680   | 62.21  | 44.77               | 8.45                  | 8.99                 |
| 民 权 县 Minquan             | 1222   | 19   | 82.03   | 83.83   | 686   | 48.23  | 33.67               | 5.54                  | 9.03                 |
| 宁 陵 县 Ningling            | 786  | 15   | 57.14   | 58.14   | 740   | 37.36  | 25.18               | 8.17                  | 4.02                 |
| 睢 县 Suixian               | 924  | 18   | 77.80   | 77.38   | 837   | 50.69  | 35.13               | 7.69                  | 7.87                 |
| 夏 邑 县 Xiayi               | 1481   | 30   | 109.59  | 108.40  | 732   | 61.39  | 41.32               | 6.99                  | 13.07                |
| 柘 城 县 Zhecheng            | 1042   | 23   | 91.67   | 92.02   | 883   | 58.74  | 34.93               | 9.76                  | 14.05                |
| 永 城 市 Yongcheng           | 1944   | 32   | 131.29  | 131.28  | 675   | 83.03  | 58.14               | 12.21                 | 12.67                |
| <b>信阳市 Xinyang</b>        |  |  |   |   |   | 419.00   | 261.36              | 62.07                 | 96.05                |
| 息 县 Xixian                | 1895   | 23   | 90.35   | 90.45   | 477   | 47.00  | 31.50               | 3.37                  | 12.25                |
| 淮 滨 县 Huaibin             | 1192   | 17   | 64.49   | 63.83   | 535   | 35.00  | 24.37               | 4.60                  | 5.83                 |
| 潢 川 县 Huangchuan          | 1635   | 21   | 77.61   | 77.44   | 474   | 46.00  | 32.60               | 5.28                  | 8.34                 |
| 光 山 县 Guangshan           | 1835   | 21   | 78.14   | 78.19   | 426   | 47.00  | 30.25               | 6.36                  | 10.50                |
| 固 始 县 Gushi               | 2946   | 46   | 152.64  | 152.60  | 518   | 83.00  | 46.61               | 14.56                 | 21.41                |
| 商 城 县 Shangcheng          | 2117   | 19   | 69.53   | 69.63   | 329   | 38.00  | 20.79               | 8.66                  | 7.94                 |
| 罗 山 县 Luoshan             | 2077   | 19   | 70.37   | 71.65   | 345   | 36.00  | 24.36               | 4.68                  | 6.75                 |
| 新 县 Xinxian               | 1546   | 10   | 33.26   | 33.16   | 214   | 19.00  | 8.53                | 2.70                  | 7.11                 |
| <b>周口市 Zhoukou</b>        |  |  |   |   |   |  |                     |                       |                      |
| 项 城 市 Xiangcheng          | 1083   | 26   | 113.27  | 112.18  | 1036  | 40.30  | 33.96               | 2.73                  | 3.61                 |
| 扶 沟 县 Fugou               | 1170   | 16   | 70.13   | 70.16   | 600   | 34.55  | 32.08               | 1.08                  | 1.39                 |
| 西 华 县 Xihua               | 1210   | 21   | 87.16   | 85.81   | 709   | 42.02  | 39.00               | 1.14                  | 1.88                 |
| 商 水 县 Shangshui           | 1313   | 27   | 115.23  | 113.99  | 868   | 53.13  | 48.35               | 0.75                  | 4.03                 |
| 太 康 县 Taikang             | 1761   | 32   | 131.91  | 131.11  | 745   | 66.54  | 61.05               | 1.98                  | 3.51                 |
| 鹿 邑 县 Luyi                | 1238   | 26   | 113.11  | 112.36  | 908   | 55.43  | 52.56               | 0.90                  | 1.97                 |
| 郸 城 县 Dancheng            | 1504   | 31   | 126.62  | 126.02  | 838   | 63.63  | 57.30               | 0.99                  | 5.34                 |
| 淮 阳 县 Huaiyang            | 1469   | 31   | 131.56  | 130.76  | 890   | 51.18  | 47.11               | 0.97                  | 3.10                 |
| 沈 丘 县 Shenqiu             | 1070   | 27   | 120.24  | 119.17  | 1114  | 50.45  | 44.79               | 1.68                  | 3.98                 |
| <b>驻马店市 Zhumadian</b>     |  |  |   |   |   |  |                     |                       |                      |
| 确 山 县 Queshan             | 2013   | 17   | 59.11   | 58.86   | 292   | 35.00  | 22.00               | 4.00                  | 9.00                 |
| 泌 阳 县 Beiyang             | 2774   | 22   | 92.98   | 92.37   | 333   | 56.00  | 35.00               | 7.00                  | 14.00                |
| 遂 平 县 Suiping             | 1221   | 15   | 60.63   | 60.40   | 495   | 36.00  | 23.00               | 4.00                  | 9.00                 |
| 西 平 县 Xiping              | 1092   | 20   | 82.88   | 82.57   | 756   | 50.00  | 32.00               | 6.00                  | 12.00                |
| 上 蔡 县 Shangcai            | 1529   | 32   | 132.81  | 132.12  | 864   | 80.00  | 50.00               | 10.00                 | 20.00                |
| 汝 南 县 Runan               | 1628   | 21   | 82.67   | 82.35   | 506   | 50.00  | 32.00               | 6.00                  | 12.00                |
| 平 舆 县 Pingyu              | 1281   | 24   | 92.92   | 92.52   | 722   | 56.00  | 35.00               | 7.00                  | 14.00                |
| 新 蔡 县 Xincai              | 1453   | 24   | 100.52  | 99.86   | 687   | 60.00  | 38.00               | 7.00                  | 15.00                |
| 正 阳 县 Zhengyang           | 1889   | 20   | 73.45   | 73.25   | 388   | 44.00  | 28.00               | 5.00                  | 11.00                |
| <b>济源市 Jiyuan</b>         |  |  |   |   |   |  |                     |                       |                      |
| 济 源 市 Jiyuan              | 1931   | 17   | 64.20   | 64.33   | 333   | 46.50  | 20.10               | 16.80                 | 9.60                 |

注:本表人口数据为公安年报数。

a)The dates of population is from the Public Security.

## 21-2 各县(市)在岗职工和工资 (2000年)

## Number of Staff and Workers on Job and Wages of Staff by County and City (2000)

| 县 市<br>County<br>and city | 在 岗<br>职 工<br>(人)<br>Staff and<br>Workers<br>(person) | 在 岗 职 工                                  |   | 在 岗 职 工<br>工 资 总 额<br>(万元)<br>Total<br>Wages<br>(10 000<br>yuan) | 在 岗 职 工                                  |   | 在 岗 职 工<br>平 均 工 资<br>(元)<br>Average<br>Wage of<br>Staff and<br>Workers<br>(yuan) | 在 岗 职 工                                  |   |      |
|---------------------------|---|--|---|--|--|---|---|--|---|------|
|                           |   | # 国 有<br>单 位<br>State-<br>owned<br>Units | # 城 镇 集<br>体 单 位<br>Urban<br>Collective<br>Owned<br>Units |  | # 国 有<br>单 位<br>State-<br>owned<br>Units | # 城 镇 集<br>体 单 位<br>Urban<br>Collective<br>Owned<br>Units |   | # 国 有<br>单 位<br>State-<br>owned<br>Units | # 城 镇 集<br>体 单 位<br>Urban<br>Collective<br>Owned<br>Units |      |
| <b>郑州市</b>                | <b>Zhengzhou</b>                                      |  |   |  |  |   |   |  |   |      |
| 巩 义 市                     | Gongyi  | 53275                                    | 28537   | 7436   | 39611.4                                  | 23707.2   | 4838.2  | 7524                                     | 8422  | 6582 |
| 荣 阳 市                     | Xingyang  | 38272                                    | 21029   | 10267  | 25380.9                                  | 15272.2   | 5066.9  | 7120                                     | 7489  | 5748 |
| 新 郑 市                     | Xinzheng  | 41777                                    | 28733   | 7641   | 27363.2                                  | 19606.8   | 4195.4  | 6599                                     | 6863  | 5616 |
| 登 封 市                     | Dengfeng  | 36501                                    | 23160   | 7843   | 27580.8                                  | 19920.2   | 4404.2  | 7530                                     | 8456  | 5793 |
| 新 密 市                     | Xinmi   | 36115                                    | 27233   | 7059   | 26839.9                                  | 21080.2   | 3832.7  | 7721                                     | 7773  | 6814 |
| 中 牟 县                     | Zhongmu   | 28240                                    | 21174   | 5524   | 19872.5                                  | 16125   | 2987.6  | 6949                                     | 7474  | 5523 |
| <b>开封市</b>                | <b>Kaifeng</b>  |  |   |  |  |   |   |  |   |      |
| 杞 县                       | Qixian  | 35478                                    | 24388   | 10837  | 16072.3                                  | 12071.5   | 3857.4  | 4576                                     | 5011  | 3577 |
| 通 许 县                     | Tongxu  | 25892                                    | 19666   | 6226   | 11875.6                                  | 9710.7  | 2164.9  | 4644                                     | 5054  | 3404 |
| 尉 氏 县                     | Weishi  | 36262                                    | 22931   | 8137   | 20055.5                                  | 12851.6   | 4104.9  | 5589                                     | 5665  | 5043 |
| 开 封 县                     | Kaifeng   | 24505                                    | 17324   | 4733   | 10803.3                                  | 8379.9  | 1579.9  | 4464                                     | 4950  | 3284 |
| 兰 考 县                     | Lankao  | 24727                                    | 17042   | 6999   | 13354.6                                  | 10559.2   | 2502.5  | 5470                                     | 6272  | 3630 |
| <b>洛阳市</b>                | <b>Luoyang</b>  |  |   |  |  |   |   |  |   |      |
| 偃 师 市                     | Yanshi  | 31015                                    | 22980   | 5999   | 19600.5                                  | 15226.7   | 2915.1  | 6034                                     | 6612  | 4888 |
| 孟 津 县                     | Mengjin   | 24427                                    | 15775   | 6683   | 12959.5                                  | 8954.1  | 3015.9  | 5359                                     | 5716  | 4583 |
| 新 安 县                     | Xinan   | 25760                                    | 19833   | 4101   | 17976.4                                  | 14243.9   | 2757.1  | 6978                                     | 7201  | 6841 |
| 栾 川 县                     | Luanchuan   | 20542                                    | 16048   | 3201   | 19984.5                                  | 8088.4  | 2032.1  | 5515                                     | 5219  | 6455 |
| 嵩 县                       | Songxian  | 20534                                    | 12020   | 4335   | 12100.9                                  | 7287.3  | 2165.5  | 6012                                     | 6159  | 5107 |
| 汝 阳 县                     | Ruyang  | 17871                                    | 13806   | 4031   | 10402.3                                  | 8235.6  | 2136.7  | 5843                                     | 5960  | 5404 |
| 宜 阳 县                     | Yiyang  | 28367                                    | 17520   | 4788   | 14978.9                                  | 10022.6   | 2324.1  | 5385                                     | 5791  | 5005 |
| 洛 宁 县                     | Luoning   | 20340                                    | 14929   | 5148   | 11021.3                                  | 9006.9  | 1945.7  | 5442                                     | 6067  | 3759 |
| 伊 川 县                     | Yichuan   | 23450                                    | 16054   | 5206   | 14442.2                                  | 9851.6  | 3373.9  | 6175                                     | 6161  | 6508 |
| <b>平顶山市</b>               | <b>Pingdingshan</b>                                   |  |   |  |  |   |   |  |   |      |
| 汝 州 市                     | Ruzhou  | 44848                                    | 31283   | 9468   | 23526.8                                  | 17289.4   | 4647.8  | 5251                                     | 5536  | 4888 |
| 舞 钢 市                     | Wugang  | 31930                                    | 11009   | 8748   | 20671                                    | 6249.3  | 3860.4  | 6567                                     | 5700  | 4608 |
| 宝 丰 县                     | Baofeng   | 25623                                    | 16723   | 5932   | 13057.1                                  | 8866.3  | 2645.9  | 5123                                     | 5317  | 4525 |
| 叶 县                       | Yexian  | 28047                                    | 18411   | 8035   | 14626.7                                  | 10620.3   | 3419.2  | 5276                                     | 5819  | 4325 |
| 鲁 山 县                     | Lushan  | 28062                                    | 19982   | 7631   | 14197                                    | 10848.7   | 3223  | 4898                                     | 5203  | 4194 |
| 郟 县                       | Jiaxian   | 20853                                    | 14824   | 4506   | 10298.8                                  | 8227.1  | 1750.9  | 5089                                     | 5695  | 4036 |
| <b>安阳市</b>                | <b>Anyang</b>   |  |   |  |  |   |   |  |   |      |
| 林 州 市                     | Linzhou   | 52147                                    | 31440   | 10281  | 35905.4                                  | 24272.4   | 6661.3  | 6968                                     | 7830  | 6558 |
| 安 阳 县                     | Anyang  | 40907                                    | 24076   | 8953   | 23140.3                                  | 15061.5   | 4041.6  | 5769                                     | 6336  | 4753 |
| 汤 阴 县                     | Tangyin   | 27185                                    | 12833   | 4739   | 14268.1                                  | 8197.6  | 2215.1  | 5347                                     | 6391  | 4661 |
| 滑 县                       | Huaxian   | 39385                                    | 21124   | 12380  | 21574.5                                  | 13150.9   | 5537.1  | 5603                                     | 6462  | 4485 |
| 内 黄 县                     | Neihuang  | 18926                                    | 13292   | 4180   | 11675.4                                  | 9062  | 2062  | 6202                                     | 6842  | 4970 |
| <b>鹤壁市</b>                | <b>Hebi</b>   |  |   |  |  |   |   |  |   |      |
| 浚 县                       | Xunxian   | 29750                                    | 21793   | 5303   | 14860.9                                  | 11703.7   | 2113.5  | 5019                                     | 5382  | 3997 |
| 淇 县                       | Qixian  | 21072                                    | 14069   | 2830   | 12646.8                                  | 9043.4  | 1686.5  | 6010                                     | 6443  | 5913 |
| <b>新乡市</b>                | <b>Xinxiang</b>                                       |  |   |  |  |   |   |  |   |      |
| 卫 辉 市                     | Weihui  | 43441                                    | 26522   | 7236   | 16668.4                                  | 12273.6   | 1915.5  | 4245                                     | 4955  | 3244 |
| 辉 县 市                     | Huixian   | 45622                                    | 39079   | 5206   | 26214.2                                  | 23883.1   | 1714.8  | 5832                                     | 6208  | 3327 |
| 新 乡 县                     | Xinxiang  | 29400                                    | 14862   | 7710   | 17322.6                                  | 9892.2  | 3983.7  | 5978                                     | 6775  | 5307 |
| 获 嘉 县                     | Huoja   | 25452                                    | 18295   | 5798   | 14397.1                                  | 11185.7   | 2662.7  | 5628                                     | 6049  | 4645 |
| 原 阳 县                     | Yuanyang  | 26291                                    | 19111   | 6851   | 10888.4                                  | 8204.4  | 2579.3  | 4555                                     | 4694  | 4215 |
| 延 津 县                     | Yanjin  | 25580                                    | 19419   | 5613   | 12171.8                                  | 9611.3  | 2309.4  | 4828                                     | 5035  | 4144 |
| 封 丘 县                     | Fengqiu   | 19392                                    | 14022   | 5065   | 8589.9                                   | 6527.7  | 1936.5  | 4472                                     | 4681  | 3905 |
| 长 垣 县                     | Changyuan   | 23952                                    | 17495   | 6174   | 11922.5                                  | 8965.7  | 2834.8  | 5017                                     | 5236  | 4460 |

21-2 续表1 continued

| 县 市<br>County<br>and city | 在 岗<br>职 工<br>(人)<br>Staff and<br>Workers<br>(person) | #国有<br>单 位<br>State-<br>owned<br>Units |       | #城镇集<br>体单 位<br>Urban<br>Collective<br>Owned<br>Units |         | 在岗职工<br>工资总额<br>(万元)<br>Total<br>Wages<br>(10 000<br>yuan) | #国有<br>单 位<br>State-<br>owned<br>Units |      | #城镇集<br>体单 位<br>Urban<br>Collective<br>Owned<br>Units |  | 在岗职工<br>平均工资<br>(元)<br>Average<br>Wage of<br>Staff and<br>Workers<br>(yuan) | #国有<br>单 位<br>State-<br>owned<br>Units |  | #城镇集<br>体单 位<br>Urban<br>Collective<br>Owned<br>Units |  |  |
|---------------------------|---|--|-------|---|---------|--|--|------|---|--|---|--|--|---|--|--|
|                           |   |  |       |   |         |  |  |      |   |  |   |  |  |   |  |  |
| <b>焦作市</b> Jiaozuo        |   |  |       |   |         |  |  |      |   |  |   |  |  |   |  |  |
| 沁 阳 市 Qinyang             | 26539   | 21691                                  | 3931  | 154159  | 132582  | 18888  | 5844                                   | 6142 | 4876  |  |   |  |  |   |  |  |
| 修 武 县 Xiuwu               | 17264   | 13899                                  | 2655  | 85996   | 72092   | 11907  | 5015                                   | 5178 | 4512  |  |   |  |  |   |  |  |
| 博 爱 县 Boai                | 27325   | 21970                                  | 3603  | 148401  | 123844  | 16393  | 5482                                   | 5699 | 4502  |  |   |  |  |   |  |  |
| 武 陟 县 Wuzhi               | 27534   | 22904                                  | 2968  | 137581  | 114882  | 12076  | 4788                                   | 4954 | 3630  |  |   |  |  |   |  |  |
| 温 县 Wenxian               | 22037   | 17142                                  | 2707  | 117903  | 98966   | 12273  | 5271                                   | 5760 | 4080  |  |   |  |  |   |  |  |
| 孟 州 市 Mengzhou            | 24073   | 17551                                  | 3480  | 144639  | 112203  | 17876  | 5940                                   | 6353 | 4993  |  |   |  |  |   |  |  |
| <b>濮阳市</b> Puyang         |   |  |       |   |         |  |  |      |   |  |   |  |  |   |  |  |
| 清 丰 县 Qingfeng            | 23964   | 19979                                  | 3555  | 12141   | 10762   | 1167   | 5123                                   | 5431 | 3379  |  |   |  |  |   |  |  |
| 南 乐 县 Manle               | 21096   | 15516                                  | 5169  | 10314   | 7857    | 2220   | 4900                                   | 5070 | 4319  |  |   |  |  |   |  |  |
| 范 县 Fanxian               | 19186   | 13231                                  | 3954  | 10496   | 7099    | 1716   | 5181                                   | 4947 | 4372  |  |   |  |  |   |  |  |
| 台 前 县 Taiqian             | 11013   | 8822                                   | 2191  | 6558  | 5431    | 1128   | 5982                                   | 6193 | 5138  |  |   |  |  |   |  |  |
| 濮 阳 县 Puyang              | 38825   | 29430                                  | 8346  | 19672   | 15700   | 3781   | 5357                                   | 5669 | 4715  |  |   |  |  |   |  |  |
| <b>许昌市</b> Xuchang        |   |  |       |   |         |  |  |      |   |  |   |  |  |   |  |  |
| 禹 州 市 Yuzhou              | 51435   | 38296                                  | 10152 | 26113.6   | 21065.9 | 3569   | 5123                                   | 5534 | 3595  |  |   |  |  |   |  |  |
| 长 葛 市 Changge             | 43206   | 22742                                  | 14207 | 25830.6   | 15404.6 | 7406.5   | 6019                                   | 6821 | 5242  |  |   |  |  |   |  |  |
| 许 昌 县 Xuchang             | 30031   | 20258                                  | 5895  | 14941.3   | 10498.6 | 2965.1   | 5061                                   | 5271 | 4978  |  |   |  |  |   |  |  |
| 鄢 陵 县 Yanling             | 26581   | 17380                                  | 6373  | 13886.9   | 9940.5  | 2843.7   | 5254                                   | 5762 | 4464  |  |   |  |  |   |  |  |
| 襄 城 县 Xiangcheng          | 21304   | 15856                                  | 5437  | 10717.1   | 8952.9  | 1762.8   | 5089                                   | 5683 | 3330  |  |   |  |  |   |  |  |
| <b>漯河市</b> Luohe          |   |  |       |   |         |  |  |      |   |  |   |  |  |   |  |  |
| 舞 阳 县 Wuyang              | 26099   | 16064                                  | 4869  | 11541.6   | 7446.4  | 2763.3   | 4431                                   | 4651 | 5675  |  |   |  |  |   |  |  |
| 临 颍 县 Linying             | 51710   | 26296                                  | 18528 | 22835.4   | 12532.1 | 8048.8   | 4421                                   | 4768 | 4354  |  |   |  |  |   |  |  |
| 郾 城 县 Yancheng            | 34986   | 22194                                  | 10513 | 19199.8   | 13193.6 | 4896.8   | 5484                                   | 5984 | 4672  |  |   |  |  |   |  |  |
| <b>三门峡市</b> Sanmenxia     |   |  |       |   |         |  |  |      |   |  |   |  |  |   |  |  |
| 义 马 市 Yima                | 55724   | 4818                                   | 3362  | 28982   | 3654    | 1192   | 5066                                   | 7655 | 3539  |  |   |  |  |   |  |  |
| 灵 宝 市 Lingbao             | 45255   | 35617                                  | 7398  | 29161   | 22653   | 5121   | 6572                                   | 6490 | 6988  |  |   |  |  |   |  |  |
| 渑 池 县 Mianchi             | 24838   | 17352                                  | 4997  | 16417   | 12125   | 3330   | 6762                                   | 7051 | 6587  |  |   |  |  |   |  |  |
| 陕 县 Shanxian              | 26897   | 22971                                  | 3731  | 16066   | 13969   | 1975   | 6030                                   | 6129 | 5394  |  |   |  |  |   |  |  |
| 卢 氏 县 Lushi               | 16637   | 12652                                  | 3817  | 9999  | 8111    | 1820   | 6120                                   | 6575 | 4744  |  |   |  |  |   |  |  |
| <b>南阳市</b> Nanyang        |   |  |       |   |         |  |  |      |   |  |   |  |  |   |  |  |
| 邓 州 市 Dengzhou            | 57818   | 40911                                  | 15225 | 28096   | 20718   | 6746   | 4893                                   | 5079 | 4516  |  |   |  |  |   |  |  |
| 南 召 县 Nanzhao             | 25160   | 15318                                  | 8668  | 11988   | 8883    | 2706   | 4990                                   | 6271 | 3137  |  |   |  |  |   |  |  |
| 方 城 县 Fangcheng           | 33876   | 22999                                  | 7857  | 18005   | 12923   | 3862   | 5329                                   | 5638 | 4936  |  |   |  |  |   |  |  |
| 西 峡 县 Xixia               | 26678   | 16859                                  | 4545  | 15791   | 10730   | 2486   | 5901                                   | 6375 | 5399  |  |   |  |  |   |  |  |
| 镇 平 县 Zhenping            | 37670   | 20772                                  | 9903  | 19976   | 12589   | 4835   | 5330                                   | 6161 | 4809  |  |   |  |  |   |  |  |
| 内 乡 县 Neixiang            | 31512   | 17369                                  | 7847  | 15785   | 10386   | 3371   | 5105                                   | 6015 | 4589  |  |   |  |  |   |  |  |
| 淅 川 县 Xichuan             | 40399   | 25978                                  | 7762  | 20469   | 14080   | 3810   | 5212                                   | 5463 | 5232  |  |   |  |  |   |  |  |
| 社 旗 县 Sheqi               | 23066   | 16400                                  | 4977  | 11360   | 8950    | 1933   | 4955                                   | 5484 | 3946  |  |   |  |  |   |  |  |
| 唐 河 县 Tanghe              | 43309   | 24763                                  | 14720 | 22319   | 14768   | 5710   | 5154                                   | 6003 | 3845  |  |   |  |  |   |  |  |
| 新 野 县 Xinye               | 45777   | 19668                                  | 9466  | 23177   | 11586   | 4166   | 5059                                   | 5873 | 4386  |  |   |  |  |   |  |  |
| 桐 柏 县 Tongbai             | 24463   | 16823                                  | 4753  | 12816   | 9319    | 2311   | 5266                                   | 5524 | 4927  |  |   |  |  |   |  |  |
| <b>商丘市</b> Shangqiu       |   |  |       |   |         |  |  |      |   |  |   |  |  |   |  |  |
| 虞 城 县 Yucheng             | 38989   | 22460                                  | 16255 | 17914.3   | 11151.5 | 6640.6   | 4778                                   | 5104 | 4349  |  |   |  |  |   |  |  |
| 民 权 县 Minquan             | 37930   | 27340                                  | 9991  | 17688.1   | 13561.1 | 3834.1   | 4716                                   | 4999 | 3658  |  |   |  |  |   |  |  |
| 宁 陵 县 Ningling            | 31718   | 21847                                  | 9532  | 13347.2   | 9135.9  | 4084   | 4258                                   | 4259 | 4272  |  |   |  |  |   |  |  |
| 睢 县 Suixian               | 29730   | 16886                                  | 8064  | 13928.3   | 8584.3  | 3612.6   | 4757                                   | 5107 | 4513  |  |   |  |  |   |  |  |
| 夏 邑 县 Xiayi               | 31823   | 23087                                  | 8643  | 14547.7   | 11052.6 | 3438   | 4725                                   | 4921 | 4174  |  |   |  |  |   |  |  |
| 柘 城 县 Zhecheng            | 36256   | 27635                                  | 8093  | 12643.8   | 9568.2  | 2929.4   | 3504                                   | 3473 | 3655  |  |   |  |  |   |  |  |
| 永 城 市 Yongcheng           | 59519   | 30180                                  | 10394 | 38945.4   | 17558.7 | 5364.7   | 6695                                   | 5856 | 5351  |  |   |  |  |   |  |  |

21-2 续表2 continued

| 县 市<br>County<br>and city | 在 岗<br>职 工<br>(人)<br>Staff and<br>Workers<br>(person) | 在 岗 职 工                                  |   | 在 岗 职 工<br>工 资 总 额<br>(万 元)<br>Total<br>Wages<br>(10 000<br>yuan) | 在 岗 职 工                                  |   | 在 岗 职 工<br>平 均 工 资<br>(元)<br>Average<br>Wage of<br>Staff and<br>Workers<br>(yuan) | 在 岗 职 工                                  |   |
|---------------------------|---|--|---|---|--|---|---|--|---|
|                           |   | # 国 有<br>单 位<br>State-<br>owned<br>Units | # 城 镇 集<br>体 单 位<br>Urban<br>Collective<br>Owned<br>Units |   | # 国 有<br>单 位<br>State-<br>owned<br>Units | # 城 镇 集<br>体 单 位<br>Urban<br>Collective<br>Owned<br>Units |   | # 国 有<br>单 位<br>State-<br>owned<br>Units | # 城 镇 集<br>体 单 位<br>Urban<br>Collective<br>Owned<br>Units |
| <b>信阳市 Xinyang</b>        |   |  |   |   |  |   |   |  |   |
| 息 县 Xixian                | 27367   | 16127                                    | 8527  | 17782   | 10607.3                                  | 5472.7  | 6534  | 6589                                     | 6441  |
| 淮 滨 县 Huaibin             | 28176   | 17239                                    | 9428  | 13946.9   | 9092.1                                   | 4408.1  | 4854  | 5301                                     | 4381  |
| 潢 川 县 Huangchuan          | 39780   | 20760                                    | 11493   | 20980.9   | 12529                                    | 4739.8  | 5380  | 6070                                     | 4352  |
| 光 山 县 Guangshan           | 32708   | 21345                                    | 10449   | 18948.5   | 12742.5                                  | 6037.1  | 5824  | 5997                                     | 5820  |
| 固 始 县 Gushi               | 52133   | 29412                                    | 17043   | 26913.1   | 16373.6                                  | 8281.1  | 5220  | 5633                                     | 4940  |
| 商 城 县 Shangcheng          | 29583   | 17663                                    | 9859  | 16272.2   | 10318.7                                  | 4780.9  | 5543  | 5875                                     | 4908  |
| 罗 山 县 Luoshan             | 33049   | 21032                                    | 6502  | 18583.8   | 12977.8                                  | 3345.3  | 5691  | 6246                                     | 5234  |
| 新 县 Xinxian               | 15001   | 10272                                    | 3602  | 9353.7  | 6270.9                                   | 1979  | 6334  | 6202                                     | 5542  |
| <b>周口市 Zhoukou</b>        |   |  |   |   |  |   |   |  |   |
| 项 城 市 Xiangcheng          | 54320   | 30486                                    | 7901  | 33994   | 16844                                    | 3123  | 6293  | 5623                                     | 4151  |
| 扶 沟 县 Fugou               | 35585   | 21126                                    | 13735   | 16087   | 10996                                    | 4810  | 4576  | 5253                                     | 3561  |
| 西 华 县 Xihua               | 32936   | 23209                                    | 9586  | 14066   | 11155                                    | 2854  | 4278  | 4800                                     | 3005  |
| 商 水 县 Shangshui           | 38178   | 26463                                    | 10716   | 16743   | 12153                                    | 4024  | 4448  | 4660                                     | 3813  |
| 太 康 县 Taikang             | 52040   | 30556                                    | 19872   | 21092   | 12865                                    | 7689  | 4053  | 4220                                     | 3852  |
| 鹿 邑 县 Luyi                | 41060   | 25069                                    | 13529   | 18906   | 12519                                    | 5486  | 4732  | 5067                                     | 4298  |
| 郸 城 县 Dancheng            | 39089   | 29745                                    | 7282  | 18656   | 15170                                    | 2415  | 4668  | 4963                                     | 3265  |
| 淮 阳 县 Huaiyang            | 38380   | 25420                                    | 10674   | 17074   | 12694                                    | 3309  | 4440  | 4982                                     | 3124  |
| 沈 丘 县 Shenqiu             | 47073   | 30800                                    | 13551   | 21933   | 15519                                    | 5148  | 4704  | 5073                                     | 3841  |
| <b>驻马店市 Zhumadian</b>     |   |  |   |   |  |   |   |  |   |
| 确 山 县 Queshan             | 23298   | 18257                                    | 4796  | 14664   | 11903                                    | 2656  | 6354  | 6576                                     | 5614  |
| 泌 阳 县 Beiyang             | 31876   | 21043                                    | 9606  | 18575   | 12438                                    | 5510  | 5807  | 5908                                     | 5677  |
| 遂 平 县 Suiping             | 32675   | 20788                                    | 5745  | 16879   | 10678                                    | 2320  | 5229  | 5225                                     | 3986  |
| 西 平 县 Xiping              | 23714   | 17315                                    | 6086  | 13348   | 10339                                    | 2854  | 5674  | 6028                                     | 4710  |
| 上 蔡 县 Shangcai            | 38193   | 23226                                    | 14205   | 18674   | 12221                                    | 6041  | 4940  | 5310                                     | 4303  |
| 汝 南 县 Runan               | 31240   | 22409                                    | 8086  | 16094   | 12107                                    | 3737  | 5185  | 5410                                     | 4766  |
| 平 舆 县 Pingyu              | 28664   | 16127                                    | 11997   | 13371   | 8349                                     | 4885  | 4687  | 5194                                     | 4102  |
| 新 蔡 县 Xincai              | 28265   | 20021                                    | 8088  | 13554   | 10240                                    | 3236  | 4796  | 5116                                     | 4001  |
| 正 阳 县 Zhengyang           | 27494   | 19466                                    | 6674  | 14243   | 10638                                    | 3061  | 5256  | 5527                                     | 4710  |
| <b>济源市 Jiyuan</b>         |   |  |   |   |  |   |   |  |   |
| 济 源 市 Jiyuan              | 69293   | 46983                                    | 16138   | 4246.9  | 3090.9                                   | 885.8   | 6191  | 6661                                     | 5488  |

## 21-3 各县(市)固定资产投资及建筑业 (2000年)

## Investment in Fixed Assets and Construction by County and City (2000)

| 县 市<br>County<br>and city       | 国有及其他经济<br>类型固定资产<br>投资 (万元)<br>Investment<br>in Fixed<br>Assets of<br>State-owned<br>and Other Units<br>(10 000 yuan) | #                                 |                      | 城镇集体<br>固定资产投资<br>(万元)<br>Investment in<br>Fixed Assets<br>of Urban<br>Collective-<br>Owned Units<br>(10 000 yuan) | 建筑企业<br>单位数<br>(个)<br>Number of<br>Construction<br>Enterprises<br>(unit) | 建筑业企业<br>从业人员<br>(人)<br>Number of<br>Staff and<br>Workers in<br>Construction<br>Enterprises<br>(person) | 建筑业<br>总产值<br>(万元)<br>Gross Output<br>Value of<br>Construction<br>(10 000 yuan) |
|---------------------------------|--|-----------------------------------|----------------------|--|--|---|---|
|                                 |  | # 基本建设<br>Capital<br>Construction | # 更新改造<br>Innovation |  |  |   |   |
| <b>郑州市</b> <b>Zhengzhou</b>     |  |                                   |                      |  |  |   |   |
| 巩 义 市 Gongyi                    | 30137  | 16076                             | 12214                | 120  | 9  | 2187  | 5189.5  |
| 荥 阳 市 Xingyang                  | 42985  | 32038                             | 7933                 | 11504  | 20   | 11461   | 30040.6   |
| 新 郑 市 Xinzheng                  | 96985  | 67032                             | 1845                 | 6931   | 16   | 5114  | 43046.7   |
| 登 封 市 Dengfeng                  | 29990  | 26618                             |                      |  | 2  | 820   | 2403.0  |
| 新 密 市 Xinmi                     | 17635  | 15699                             | 187                  | 1362   | 8  | 1602  | 3372.0  |
| 中 牟 县 Zhongmu                   | 18299  | 13339                             | 3170                 | 2266   | 10   | 2971  | 32422.5   |
| <b>开封市</b> <b>Kaifeng</b>       |  |                                   |                      |  |  |   |   |
| 杞 县 Qixian                      | 7325   | 6729                              | 596                  | 1669   | 2  | 116   | 177.0   |
| 通 许 县 Tongxu                    | 9716   | 7151                              | 2565                 | 320  | 5  | 948   | 3485.6  |
| 尉 氏 县 Weishi                    | 15351  | 10110                             | 5241                 | 2867   | 4  | 1168  | 4930.0  |
| 开 封 县 Kaifeng                   | 10017  | 5915                              | 4102                 |  | 4  | 453   | 1515.9  |
| 兰 考 县 Lankao                    | 10451  | 10028                             | 423                  | 190  | 3  | 417   | 817.8   |
| <b>洛阳市</b> <b>Luoyang</b>       |  |                                   |                      |  |  |   |   |
| 偃 师 市 Yanshi                    | 23572  | 15828                             | 2161                 | 1380   | 7  | 3182  | 12485.5   |
| 孟 津 县 Mengjin                   | 17877  | 15902                             | 530                  | 100  | 7  | 2188  | 5111.8  |
| 新 安 县 Xinan                     | 42127  | 38118                             | 4009                 | 810  | 4  | 526   | 1736.0  |
| 栾 川 县 Luanchuan                 | 16616  | 8245                              | 7971                 | 631  | 5  | 700   | 2275.9  |
| 嵩 县 Songxian                    | 14341  | 14009                             | 332                  |  | 17   | 2687  | 8338.8  |
| 汝 阳 县 Ruyang                    | 8460   | 7936                              | 524                  | 468  | 10   | 1046  | 1731.6  |
| 宜 阳 县 Yiyang                    | 15397  | 11118                             | 4279                 | 265  | 8  | 1710  | 2649.6  |
| 洛 宁 县 Luoning                   | 10409  | 6946                              | 3326                 |  | 3  | 1026  | 1432.4  |
| 伊 川 县 Yichuan                   | 39610  | 36702                             | 2908                 |  | 17   | 1878  | 5198.5  |
| <b>平顶山市</b> <b>Pingdingshan</b> |  |                                   |                      |  |  |   |   |
| 汝 州 市 Ruzhou                    | 16271  | 5738                              | 8131                 |  | 9  | 820   | 1608.7  |
| 舞 钢 市 Wugang                    | 7862   | 3557                              | 1129                 | 2600   | 12   | 2445  | 4270.1  |
| 宝 丰 县 Baofeng                   | 12216  | 8000                              | 3561                 |  | 6  | 694   | 1674.3  |
| 叶 县 Yexian                      | 23848  | 20285                             | 3563                 | 234  | 12   | 2012  | 4207.6  |
| 鲁 山 县 Lushan                    | 23374  | 14121                             | 1668                 | 1467   | 12   | 1448  | 2615.5  |
| 郟 县 Jiaxian                     | 5364   | 5096                              | 208                  | 318  | 9  | 835   | 1401.6  |
| <b>安阳市</b> <b>Anyang</b>        |  |                                   |                      |  |  |   |   |
| 林 州 市 Linzhou                   | 27007  | 14110                             | 10317                | 285  | 6  | 12078   | 51858.0   |
| 安 阳 县 Anyang                    | 12558  | 6407                              | 4806                 | 130  | 29   | 33344   | 76043.9   |
| 汤 阴 县 Tangyin                   | 12341  | 7194                              | 4902                 | 490  | 4  | 1749  | 4159.5  |
| 滑 县 Huaxian                     | 18294  | 15902                             | 2088                 | 198  | 5  | 1617  | 2238.7  |
| 内 黄 县 Neihuang                  | 10891  | 6681                              | 4210                 | 438  | 1  | 130   | 181.5   |
| <b>鹤壁市</b> <b>Hebi</b>          |  |                                   |                      |  |  |   |   |
| 浚 县 Xunxian                     | 6748   | 3035                              | 2970                 | 2079   | 13   | 1570  | 5433.3  |
| 淇 县 Qixian                      | 14098  | 6659                              | 6959                 | 7760   | 10   | 496   | 922.0   |
| <b>新乡市</b> <b>Xinxiang</b>      |  |                                   |                      |  |  |   |   |
| 卫 辉 市 Weihui                    | 7253   | 7193                              | 60                   |  | 4  | 647   | 1986.8  |
| 辉 县 Huixian                     | 30258  | 24900                             | 5000                 | 730  | 9  | 559   | 2427.0  |
| 新 乡 县 Xinxiang                  | 23398  | 17962                             | 3856                 | 7820   | 20   | 3084  | 10865.7   |

21-3 续表1 continued

| 县 市<br>County<br>and city | 国有及其他经济类型固定资产投资 (万元)<br>Investment in Fixed Assets of State-owned and Other Units (10 000 yuan) | # 基本建设<br>Capital Construction |                      | # 更新改造<br>Innovation |    | 城镇集体固定资产投资 (万元)<br>Investment in Fixed Assets of Urban Collective-Owned Units (10 000 yuan) | 建筑企业单位数 (个)<br>Number of Construction Enterprises (unit) | 建筑业企业从业人员 (人)<br>Number of Staff and Workers in Construction Enterprises (person) | 建筑业总产值 (万元)<br>Gross Output Value of Construction (10 000 yuan) |
|---------------------------|---|--------------------------------|----------------------|----------------------|----|---|--|---|---|
|                           |   | # 基本建设<br>Capital Construction | # 更新改造<br>Innovation |                      |    |   |  |   |   |
| 获嘉县 Huojia                | 10391   | 5871                           | 4520                 | 200                  | 6  | 2285  | 7708.0   |   |   |
| 原阳县 Yuanyang              | 16322   | 8750                           | 7572                 | 300                  | 7  | 1568  | 6653.0   |   |   |
| 延津县 Yanjin                | 13090   | 9190                           | 3900                 |                      | 8  | 2071  | 3452.4   |   |   |
| 封丘县 Fengqiu               | 23118   | 20007                          | 3111                 |                      | 4  | 345   | 3526.0   |   |   |
| 长垣县 Changyuan             | 12408   | 10328                          | 2080                 | 925                  | 10 | 12115   | 42360.7  |   |   |
| <b>焦作市 Jiaozuo</b>        |   |                                |                      |                      |    |   |  |   |   |
| 沁阳市 Qinyang               | 14225   | 9868                           | 3866                 | 1539                 | 4  | 697   | 2016.5   |   |   |
| 修武县 Xiuwu                 | 9609  | 8703                           | 845                  | 10                   | 5  | 202   | 629.0  |   |   |
| 博爱县 Boai                  | 13280   | 10086                          | 1118                 | 615                  | 9  | 1081  | 2805.5   |   |   |
| 武陟县 Wuzhi                 | 8103  | 5154                           | 946                  | 380                  | 4  | 830   | 1045.1   |   |   |
| 温县 Wenxian                | 16226   | 8633                           | 7593                 | 3170                 | 8  | 791   | 1885.0   |   |   |
| 孟州市 Mengzhou              | 10508   | 8940                           | 1188                 |                      | 5  | 305   | 560.0  |   |   |
| <b>濮阳市 Puyang</b>         |   |                                |                      |                      |    |   |  |   |   |
| 清丰县 Qingfeng              | 6749  | 6749                           |                      |                      | 1  | 2923  | 5523.9   |   |   |
| 南乐县 Manle                 | 9048  | 6398                           | 2650                 | 1045                 | 2  | 3578  | 7621.0   |   |   |
| 范县 Fanxian                | 10297   | 7975                           | 1710                 |                      | 1  | 2500  | 12570.0  |   |   |
| 台前县 Taiqian               | 7409  | 6053                           |                      | 488                  | 1  | 160   | 1907.2   |   |   |
| 濮阳县 Puyang                | 15297   | 12878                          | 2419                 | 605                  | 15 | 14162   | 46744.6  |   |   |
| <b>许昌市 Xuchang</b>        |   |                                |                      |                      |    |   |  |   |   |
| 禹州市 Yuzhou                | 179178  | 166007                         | 12365                | 290                  | 13 | 568   | 2334.3   |   |   |
| 长葛市 Changge               | 54617   | 31079                          | 17719                | 2471                 | 18 | 4096  | 11079.5  |   |   |
| 许昌县 Xuchang               | 35163   | 11231                          | 19857                | 400                  | 19 | 9146  | 40476.2  |   |   |
| 鄢陵县 Yanling               | 19570   | 13665                          | 5327                 | 1390                 | 11 | 1324  | 4387.1   |   |   |
| 襄城县 Xiangcheng            | 7064  | 7004                           | 60                   | 216                  | 5  | 635   | 1179.3   |   |   |
| <b>漯河市 Luohe</b>          |   |                                |                      |                      |    |   |  |   |   |
| 舞阳县 Wuyang                | 22639   | 17906                          | 4733                 | 9488                 | 14 | 1591  | 5199.6   |   |   |
| 临颖县 Linying               | 42077   | 20157                          | 19920                | 2600                 | 5  | 2413  | 6872.3   |   |   |
| 郾城县 Yancheng              | 31859   | 17631                          | 2508                 | 400                  | 11 | 2275  | 5176.8   |   |   |
| <b>三门峡市 Sanmenxia</b>     |   |                                |                      |                      |    |   |  |   |   |
| 义马市 Yima                  | 31313   | 24395                          | 3282                 |                      | 8  | 374   | 1222.0   |   |   |
| 灵宝市 Lingbao               | 54114   | 32658                          | 20301                | 1095                 | 7  | 757   | 4421.2   |   |   |
| 渑池县 Mianchi               | 55713   | 46087                          | 8736                 | 4240                 | 6  | 2998  | 7180.8   |   |   |
| 陕县 Shanxian               | 57404   | 42568                          | 14537                | 4384                 | 5  | 681   | 1720.0   |   |   |
| 卢氏县 Lushi                 | 17461   | 15262                          | 2199                 | 217                  | 9  | 1939  | 4447.2   |   |   |
| <b>南阳市 Nanyang</b>        |   |                                |                      |                      |    |   |  |   |   |
| 邓州市 Dengzhou              | 23150   | 16369                          | 3556                 | 2596                 | 9  | 4037  | 5779.3   |   |   |
| 南召县 Nanzhao               | 27621   | 19164                          | 250                  | 132                  | 4  | 745   | 300.0  |   |   |
| 方城县 Fangcheng             | 25524   | 20925                          | 3194                 | 1385                 | 8  | 1487  | 1568.1   |   |   |
| 西峡县 Xixia                 | 26566   | 19299                          | 3630                 | 150                  | 7  | 1253  | 3538.2   |   |   |
| 镇平县 Zhenping              | 21515   | 12624                          | 1000                 |                      | 13 | 2071  | 3755.1   |   |   |
| 内乡县 Neixiang              | 28332   | 18446                          | 8360                 | 820                  | 10 | 1863  | 3730.2   |   |   |
| 淅川县 Xichuan               | 26626   | 20324                          | 5515                 | 193                  | 14 | 2774  | 5225.4   |   |   |
| 社旗县 Sheqi                 | 10606   | 9968                           |                      | 227                  | 8  | 1199  | 2483.7   |   |   |
| 唐河县 Tanghe                | 20424   | 9321                           | 5664                 | 2030                 | 11 | 8116  | 13681.7  |   |   |
| 新野县 Xinye                 | 25211   | 11911                          | 12720                | 3082                 | 10 | 2662  | 5612.6   |   |   |
| 桐柏县 Tongbai               | 24290   | 21980                          | 1153                 | 180                  | 6  | 2168  | 4034.8   |   |   |

21-3 续表2 continued

| 县 市         | County and city  | 国有及其他经济类型固定资产投资 (万元)  | # 基本建设               | # 更新改造     | 城镇集体固定资产投资 (万元)  | 建筑企业单位数 (个)                               | 建筑业企业从业人员 (人)  | 建筑业总产值 (万元)                                      |
|-------------|------------------|---|----------------------|------------|--|---|--|--|
|             |                  | Investment in Fixed Assets of State-owned and Other Units (10 000 yuan) | Capital Construction | Innovation | Investment in Fixed Assets of Urban Collective-Owned Units (10 000 yuan) | Number of Construction Enterprises (unit) | Number of Staff and Workers in Construction Enterprises (person) | Gross Output Value of Construction (10 000 yuan) |
| <b>商丘市</b>  | <b>Shangqiu</b>  |   |                      |            |  |   |  |  |
| 虞 城 县       | Yucheng          | 14571   | 14396                | 175        | 725  | 1   | 606  | 1100.0   |
| 民 权 县       | Minquan          | 20524   | 11442                | 5865       | 480  | 2   | 626  | 2192.8   |
| 宁 陵 县       | Ningling         | 19816   | 10548                | 7535       |  | 2   | 1960   | 626.0  |
| 睢 县         | Suixian          | 29847   | 22146                | 7065       | 80   | 3   | 4565   | 9008.0   |
| 夏 邑 县       | Xiayi            | 39299   | 23969                | 14897      | 4864   | 8   | 7386   | 15785.7  |
| 柘 城 县       | Zhecheng         | 9657  | 9447                 |            |  | 3   | 940  | 1820.0   |
| 永 城 市       | Yongcheng        | 116985  | 87605                | 26450      | 1514   | 18  | 4476   | 14420.6  |
| <b>信阳市</b>  | <b>Xinyang</b>   |   |                      |            |  |   |  |  |
| 息 县         | Xixian           | 30387   | 21534                | 8853       | 600  | 8   | 998  | 5314.1   |
| 淮 滨 县       | Huaibin          | 10172   | 7014                 | 3158       | 385  | 11  | 1645   | 2091.0   |
| 潢 川 县       | Huangchuan       | 28881   | 25898                | 2800       | 505  | 10  | 2339   | 4490.7   |
| 光 山 县       | Guangshan        | 22031   | 21005                | 1026       | 476  | 15  | 2945   | 4942.1   |
| 固 始 县       | Gushi            | 40283   | 35776                | 4447       | 2162   | 25  | 7231   | 27188.3  |
| 商 城 县       | Shangcheng       | 26209   | 21397                | 4812       |  | 26  | 7489   | 32456.8  |
| 罗 山 县       | Luoshan          | 22469   | 19815                | 2654       | 245  | 16  | 3802   | 10011.4  |
| 新 县         | Xinxian          | 17450   | 12835                | 4615       |  | 9   | 1361   | 5467.2   |
| <b>周口市</b>  | <b>Zhoukou</b>   |   |                      |            |  |   |  |  |
| 项 城 市       | Xiangcheng       | 43389   | 11925                | 30620      | 450  | 11  | 3187   | 13952.0  |
| 扶 沟 县       | Fugou            | 9901  | 5046                 | 376        | 210  | 12  | 1704   | 5296.5   |
| 西 华 县       | Xihua            | 13550   | 12176                | 874        | 660  | 10  | 1148   | 4197.8   |
| 商 水 县       | Shangshui        | 8919  | 6414                 | 2412       | 308  | 16  | 3222   | 10190.8  |
| 太 康 县       | Taikang          | 14990   | 13303                |            | 2255   | 11  | 3659   | 6812.0   |
| 鹿 邑 县       | Luyi             | 10501   | 6527                 | 3782       | 2491   | 16  | 3927   | 8196.5   |
| 郸 城 县       | Dancheng         | 15081   | 14518                | 473        | 4589   | 7   | 1861   | 4487.1   |
| 淮 阳 县       | Huaiyang         | 16385   | 12754                | 175        | 270  | 7   | 2125   | 4384.0   |
| 沈 丘 县       | Shenqiu          | 34661   | 34011                | 650        | 230  | 14  | 10407  | 23584.1  |
| <b>驻马店市</b> | <b>Zhumadian</b> |   |                      |            |  |   |  |  |
| 确 山 县       | Queshan          | 13376   | 12844                |            |  | 7   | 1659   | 3203.9   |
| 泌 阳 县       | Beiyang          | 20278   | 15613                | 4665       | 210  | 2   | 1829   | 610.0  |
| 遂 平 县       | Suiping          | 13047   | 7153                 | 5444       | 1260   | 7   | 1669   | 2005.9   |
| 西 平 县       | Xiping           | 22495   | 12670                | 9500       | 55   | 16  | 1934   | 12239.0  |
| 上 蔡 县       | Shangcai         | 23365   | 12765                | 9500       |  | 11  | 1651   | 3594.4   |
| 汝 南 县       | Runan            | 9116  | 5079                 | 3437       | 960  | 9   | 941  | 1968.6   |
| 平 舆 县       | Pingyu           | 32169   | 12769                | 11019      |  | 10  | 7790   | 9114.0   |
| 新 蔡 县       | Xincai           | 10955   | 10955                |            | 270  | 4   | 713  | 1840.5   |
| 正 阳 县       | Zhengyang        | 18675   | 10509                | 8166       | 399  | 7   | 1191   | 2878.4   |
| <b>济源市</b>  | <b>Jiyuan</b>    |   |                      |            |  |   |  |  |
| 济 源 市       | Jiyuan           | 44756   | 31117                | 10276      | 6474   | 9   | 2368   | 7757.0   |

注: 1. 国有及其他经济类型固定资产投资是指除城乡集个体经济以外的投资。

2. 建筑业统计范围为资质等级四级及四级以上的独立核算建筑业企业。

3. 邮电业务总量按1990年不变价格计算。

a) Investment in fixed assets of state-owned and other units refers to the types of ownership other than individuals.

b) The statistical coverage of construction included the fourth and higher-grade construction enterprises with independent accounting system.

c) The business volume of post and telecommunications is calculated at 1990 constant prices.



21-4 各县(市)国内生产总值和指数(2000年)

| 县 市         | County and city     | 国内生产<br>总 值<br>(万元)<br>Cross<br>Domestic<br>Products<br>(10 000 yuan) | 第一<br>产业<br>Primary<br>Industry | 第二<br>产业<br>Secondary<br>Industry | 第三<br>产业<br>Tertiary<br>Industry |        |
|-------------|---------------------|---|---------------------------------|-----------------------------------|----------------------------------|--------|
|             |                     |   |                                 |                                   | #工业<br>Industry                  |        |
| <b>郑州市</b>  | <b>zhengzhou</b>    |   |                                 |                                   |                                  |        |
| 巩 义 市       | Gongyi              | 982367  | 32224                           | 701788                            | 671486                           | 248355 |
| 荥 阳 市       | Xingyang            | 637815  | 61584                           | 384452                            | 347673                           | 191779 |
| 新 郑 市       | Xinzheng            | 766029  | 60856                           | 498511                            | 463653                           | 206662 |
| 登 封 市       | Dengfeng            | 472131  | 44604                           | 289255                            | 257894                           | 138272 |
| 新 密 市       | Xinmi               | 690078  | 41522                           | 425164                            | 388009                           | 223392 |
| 中 牟 县       | Zhongmu             | 397113  | 115769                          | 144196                            | 127399                           | 137148 |
| <b>开封市</b>  | <b>Kaifeng</b>      |   |                                 |                                   |                                  |        |
| 杞 县         | Qixian              | 381510  | 184507                          | 120490                            | 108882                           | 76513  |
| 通 许 县       | Tongxu              | 277154  | 123646                          | 80436                             | 68155                            | 73072  |
| 尉 氏 县       | Weishi              | 364267  | 136795                          | 152123                            | 137481                           | 75349  |
| 开 封 县       | Kaifeng             | 322194  | 135645                          | 94101                             | 80447                            | 92448  |
| 兰 考 县       | Lankao              | 304996  | 105057                          | 102030                            | 85078                            | 97909  |
| <b>洛阳市</b>  | <b>Luoyang</b>      |   |                                 |                                   |                                  |        |
| 偃 师 市       | Yanshi              | 805107  | 76374                           | 497486                            | 467319                           | 231247 |
| 孟 津 县       | Mengjin             | 181827  | 26513                           | 103625                            | 64004                            | 51689  |
| 新 安 县       | Xinan               | 348496  | 30883                           | 230589                            | 205081                           | 87024  |
| 栾 川 县       | Luanchuan           | 117738  | 20603                           | 59025                             | 51422                            | 38110  |
| 嵩 县         | Songxian            | 116656  | 34984                           | 33471                             | 24192                            | 48201  |
| 汝 阳 县       | Ruyang              | 113889  | 30633                           | 40801                             | 28061                            | 42455  |
| 宜 阳 县       | Yiyang              | 152031  | 49462                           | 48540                             | 39437                            | 54029  |
| 洛 宁 县       | Luoning             | 129166  | 38501                           | 29071                             | 21809                            | 61594  |
| 伊 川 县       | Yichuan             | 271815  | 52668                           | 165992                            | 152654                           | 53155  |
| <b>平顶山市</b> | <b>Pingdingshan</b> |   |                                 |                                   |                                  |        |
| 汝 州 市       | Ruzhou              | 602474  | 97849                           | 302683                            | 288098                           | 201942 |
| 舞 钢 市       | Wugang              | 145674  | 28961                           | 71592                             | 64030                            | 45121  |
| 宝 丰 县       | Baofeng             | 307608  | 44235                           | 175500                            | 167896                           | 87873  |
| 叶 县         | Yexian              | 274817  | 97897                           | 103734                            | 92550                            | 73186  |
| 鲁 山 县       | Lushan              | 191387  | 58321                           | 69531                             | 51772                            | 63535  |
| 郟 县         | Jiaxian             | 216620  | 61952                           | 102818                            | 91019                            | 51850  |
| <b>安阳市</b>  | <b>Anyang</b>       |   |                                 |                                   |                                  |        |
| 林 州 市       | Linzhou             | 425892  | 59513                           | 239811                            | 213338                           | 126568 |
| 安 阳 县       | Anyang              | 373169  | 94799                           | 154053                            | 138574                           | 124317 |
| 汤 阴 县       | Tangyin             | 194815  | 65709                           | 71299                             | 62257                            | 57807  |
| 滑 县         | Huaxian             | 312763  | 157773                          | 84684                             | 74378                            | 70306  |
| 内 黄 县       | Neihuang            | 250973  | 134132                          | 66418                             | 58575                            | 50423  |
| <b>鹤壁市</b>  | <b>Hebi</b>         |   |                                 |                                   |                                  |        |
| 浚 县         | Xunxian             | 227209  | 103041                          | 74597                             | 65967                            | 49571  |
| 淇 县         | Qixian              | 207056  | 57189                           | 101005                            | 91033                            | 48862  |
| <b>新乡市</b>  | <b>Xinxiang</b>     |   |                                 |                                   |                                  |        |
| 卫 辉 市       | Weihui              | 218481  | 78798                           | 54014                             | 43832                            | 85669  |
| 辉 县 市       | Huixian             | 434038  | 97660                           | 224542                            | 205591                           | 111836 |
| 新 乡 县       | Xinxiang            | 360831  | 77013                           | 185430                            | 170156                           | 98388  |

## Gross Domestic Product and Its indices by County and City (2000)

| 人均国内生产总值<br>(元)<br>Per Capita GDP<br>(yuan) | 国内生产总值指数(%<br>(上年=100)<br>Indices of Cross Domestic Products(%)<br>(preceding year=100) | 第一产业<br>Primary Industry | 第二产业<br>Secondary Industry | #工业<br>Industry | 第三产业<br>Tertiary Industry | 人均国内生产总值指数(%<br>Indices of Per Capita GDP<br>(%) |
|---|---|--------------------------|----------------------------|-----------------|---------------------------|--|
|   |   |                          |                            |                 |                           |  |
| 12460                                       | 112.3   | 107.2                    | 113.1                      | 112.4           | 110.9                     | 111.2  |
| 9810  | 109.8   | 107.0                    | 110.0                      | 110.5           | 110.3                     | 109.3  |
| 12531                                       | 110.4   | 109.4                    | 111.1                      | 111.3           | 108.4                     | 109.5  |
| 7703  | 107.5   | 117.1                    | 103.5                      | 103.8           | 112.2                     | 106.7  |
| 9307  | 109.9   | 113.8                    | 109.3                      | 110.4           | 110.5                     | 108.9  |
| 5931  | 109.7   | 106.8                    | 111.1                      | 110.9           | 110.3                     | 108.5  |
| 3720  | 111.3   | 108.3                    | 117.7                      | 117.9           | 108.5                     | 111.7  |
| 4802  | 108.4   | 108.3                    | 110.0                      | 111.8           | 106.5                     | 107.5  |
| 4339  | 112.7   | 108.8                    | 118.7                      | 118.9           | 108.2                     | 112.1  |
| 4519  | 109.1   | 107.2                    | 109.8                      | 110.3           | 111.6                     | 107.9  |
| 4186  | 112.7   | 106.5                    | 123.5                      | 117.7           | 108.2                     | 110.7  |
| 9902  | 107.5   | 109.1                    | 106.7                      | 106.6           | 109.2                     | 106.3  |
| 4178  | 104.2   | 113.8                    | 98.7                       | 110.9           | 112.9                     | 103.3  |
| 7286  | 112.0   | 109.5                    | 112.7                      | 112.4           | 110.8                     | 111.0  |
| 3820  | 104.0   | 102.1                    | 100.4                      | 99.8            | 112.2                     | 103.2  |
| 2277  | 115.4   | 125.3                    | 115.1                      | 117.5           | 108.4                     | 114.7  |
| 2739  | 111.8   | 119.1                    | 108.5                      | 106.0           | 109.8                     | 110.7  |
| 2340  | 109.0   | 120.4                    | 101.0                      | 100.4           | 107.8                     | 107.5  |
| 2956  | 103.8   | 97.0                     | 104.6                      | 105.2           | 109.6                     | 102.4  |
| 3769  | 110.6   | 113.4                    | 110.0                      | 112.3           | 110.0                     | 109.1  |
| 6472  | 105.8   | 104.0                    | 106.5                      | 106.7           | 105.5                     | 104.6  |
| 4537  | 108.5   | 104.5                    | 110.1                      | 112.7           | 108.8                     | 108.3  |
| 6487  | 105.9   | 101.8                    | 106.5                      | 106.5           | 106.9                     | 105.7  |
| 3322  | 107.5   | 105.4                    | 108.3                      | 108.4           | 109.3                     | 109.0  |
| 2345  | 106.5   | 104.6                    | 106.9                      | 105.3           | 108.1                     | 106.5  |
| 3895  | 106.7   | 102.1                    | 107.7                      | 108.2           | 110.3                     | 106.2  |
| 4382  | 107.1   | 103.8                    | 111.0                      | 110.1           | 101.6                     | 106.6  |
| 3320  | 107.4   | 105.6                    | 111.1                      | 110.1           | 103.9                     | 106.8  |
| 4411  | 107.0   | 106.1                    | 109.6                      | 110.6           | 104.7                     | 106.4  |
| 2616  | 106.1   | 105.7                    | 108.1                      | 108.5           | 104.5                     | 104.6  |
| 3639  | 107.6   | 105.8                    | 112.8                      | 111.5           | 104.5                     | 106.1  |
| 3518  | 109.5   | 107.0                    | 114.1                      | 113.8           | 108.1                     | 106.3  |
| 8155  | 112.4   | 108.7                    | 117.4                      | 117.2           | 108.8                     | 110.8  |
| 4568  | 102.3   | 101.1                    | 107.0                      | 106.4           | 100.4                     | 102.0  |
| 5632  | 108.8   | 100.0                    | 113.2                      | 113.5           | 109.2                     | 108.3  |
| 8532  | 109.2   | 100.6                    | 113.3                      | 114.0           | 108.1                     | 108.3  |

21-4 续表1

| 县 市              | County<br>and city | 国内生产<br>总 值<br>(万元)<br>Cross<br>Domestic<br>Products<br>(10 000 yuan) | 第一<br>产业<br>Primary<br>Industry | 第二<br>产业<br>Secondary<br>Industry | 第三<br>产业<br>Tertiary<br>Industry |        |
|------------------|--------------------|---|---------------------------------|-----------------------------------|----------------------------------|--------|
|                  |                    |   |                                 |                                   | #工业<br>Industry                  |        |
| 获 嘉              | 县 Huojia           | 189457  | 48969                           | 79293                             | 70181                            | 61195  |
| 原 阳              | 县 Yuanyang         | 215453  | 90948                           | 74661                             | 64592                            | 49844  |
| 延 津              | 县 Yanjin           | 150072  | 58739                           | 50762                             | 41910                            | 40571  |
| 封 丘              | 县 Fengqiu          | 190405  | 106460                          | 35192                             | 25656                            | 48753  |
| 长 垣              | 县 Changyuan        | 267866  | 90617                           | 68740                             | 53997                            | 108509 |
| <b>焦作市</b>       |                    |   |                                 |                                   |                                  |        |
| <b>Jiaozuo</b>   |                    |   |                                 |                                   |                                  |        |
| 沁 阳              | 市 Qinyang          | 398982  | 56533                           | 205171                            | 194814                           | 137278 |
| 修 武              | 县 Xiuwu            | 155579  | 54245                           | 54242                             | 51707                            | 47092  |
| 博 爱              | 县 Boai             | 296217  | 64735                           | 146525                            | 138096                           | 84957  |
| 武 陟              | 县 Wuzhi            | 284242  | 88448                           | 78144                             | 72016                            | 117650 |
| 温 县              | 县 Wenxian          | 257563  | 57833                           | 133304                            | 126615                           | 66426  |
| 孟 州              | 市 Mengzhou         | 241098  | 44864                           | 121669                            | 112972                           | 74565  |
| <b>濮阳市</b>       |                    |   |                                 |                                   |                                  |        |
| <b>Puyang</b>    |                    |   |                                 |                                   |                                  |        |
| 清 丰              | 县 Qingfeng         | 260959  | 118515                          | 91823                             | 83081                            | 50621  |
| 南 乐              | 县 Manle            | 177637  | 88094                           | 50932                             | 44476                            | 38611  |
| 范 县              | 县 Fanxian          | 158292  | 46459                           | 61576                             | 48847                            | 50257  |
| 台 前              | 县 Taiqian          | 104487  | 33748                           | 41996                             | 36127                            | 28743  |
| 濮 阳              | 县 Puyang           | 311770  | 116494                          | 117884                            | 99248                            | 77392  |
| <b>许昌市</b>       |                    |   |                                 |                                   |                                  |        |
| <b>Xuchang</b>   |                    |   |                                 |                                   |                                  |        |
| 禹 州              | 市 Yuzhou           | 752381  | 121242                          | 427336                            | 392417                           | 203803 |
| 长 葛              | 市 Changge          | 680857  | 117083                          | 408827                            | 379331                           | 154947 |
| 许 昌              | 县 Xuchang          | 451255  | 131316                          | 201431                            | 185686                           | 118508 |
| 鄢 陵              | 县 Yanling          | 337219  | 138548                          | 119814                            | 106823                           | 78857  |
| 襄 城              | 县 Xiangcheng       | 288401  | 102495                          | 87791                             | 76909                            | 98115  |
| <b>漯河市</b>       |                    |   |                                 |                                   |                                  |        |
| <b>Luohe</b>     |                    |   |                                 |                                   |                                  |        |
| 舞 阳              | 县 Wuyang           | 216374  | 51921                           | 107191                            | 96276                            | 57262  |
| 临 颍              | 县 Linying          | 439468  | 138907                          | 215542                            | 205378                           | 85019  |
| 郾 城              | 县 Yancheng         | 574654  | 185875                          | 289452                            | 276943                           | 99327  |
| <b>三门峡市</b>      |                    |   |                                 |                                   |                                  |        |
| <b>Sanmenxia</b> |                    |   |                                 |                                   |                                  |        |
| 义 马              | 市 Yima             | 110524  | 2836                            | 69081                             | 59549                            | 38607  |
| 灵 宝              | 市 Lingbao          | 665871  | 97460                           | 364291                            | 341200                           | 204120 |
| 滎 池              | 县 Mianchi          | 249923  | 44882                           | 150514                            | 138841                           | 54527  |
| 陕 县              | 县 Shanxian         | 225358  | 36901                           | 95840                             | 73864                            | 92617  |
| 卢 氏              | 县 Lushi            | 112608  | 37138                           | 31660                             | 18799                            | 43810  |
| <b>南阳市</b>       |                    |   |                                 |                                   |                                  |        |
| <b>Nanyang</b>   |                    |   |                                 |                                   |                                  |        |
| 邓 州              | 市 Dengzhou         | 637740  | 243345                          | 205850                            | 190835                           | 188545 |
| 南 召              | 县 Nanzhao          | 284098  | 56190                           | 174029                            | 164810                           | 53879  |
| 方 城              | 县 Fangcheng        | 293323  | 129324                          | 91753                             | 78840                            | 72246  |
| 西 峡              | 县 Xixia            | 231843  | 73703                           | 104856                            | 91095                            | 53284  |
| 镇 平              | 县 Zhenping         | 627907  | 135779                          | 346007                            | 326177                           | 146121 |
| 内 乡              | 县 Neixiang         | 280483  | 93910                           | 118091                            | 102866                           | 68482  |
| 渐 川              | 县 Xichuan          | 282701  | 95815                           | 132326                            | 118011                           | 54560  |
| 社 旗              | 县 Sheqi            | 186235  | 85549                           | 44415                             | 38321                            | 56271  |

continued

| 人均国内<br>生产总值<br>(元)<br>Per Capita<br>GDP<br>(yuan) | 国内生产<br>总值指数(%<br>(上年=100)<br>Indices of Cross<br>Domestic Produ-<br>cts(%) (preced-<br>ing year=100) | 第一<br>产业<br>Primary<br>Industry | 第二<br>产业<br>Secondary<br>Industry | #工业<br>Industry | 第三<br>产业<br>Tertiary<br>Industry | 人均国内<br>生产总值<br>指数(%<br>Indices<br>of Per<br>Capita GDP<br>(%) |
|--|---|---------------------------------|-----------------------------------|-----------------|----------------------------------|--|
|  |   |                                 |                                   |                 |                                  |  |
| 4944   | 107.6   | 102.7                           | 110.6                             | 110.9           | 107.7                            | 107.2  |
| 3391   | 105.2   | 98.6                            | 111.8                             | 113.5           | 107.8                            | 103.5  |
| 3322   | 105.9   | 99.8                            | 108.5                             | 115.7           | 113.5                            | 105.8  |
| 2657   | 108.0   | 105.7                           | 112.8                             | 112.4           | 111.1                            | 107.1  |
| 3503   | 109.3   | 106.7                           | 109.8                             | 110.1           | 112.0                            | 108.2  |
| 8827   | 108.2   | 106.0                           | 108.1                             | 108.9           | 109.6                            | 105.9  |
| 5370   | 86.2  | 103.8                           | 65.4                              | 67.8            | 112.1                            | 84.9   |
| 7090   | 107.8   | 108.9                           | 107.2                             | 107.8           | 108.2                            | 107.1  |
| 4495   | 103.5   | 105.0                           | 95.1                              | 99.9            | 110.8                            | 102.6  |
| 6413   | 106.6   | 103.8                           | 105.7                             | 107.7           | 111.7                            | 105.1  |
| 6908   | 115.4   | 105.4                           | 122.7                             | 124.0           | 109.7                            | 111.4  |
| 3889   | 106.0   | 106.0                           | 104.7                             | 103.6           | 108.6                            | 105.7  |
| 3645   | 108.5   | 110.0                           | 106.0                             | 105.1           | 108.9                            | 107.8  |
| 3309   | 108.7   | 105.5                           | 109.9                             | 109.3           | 110.6                            | 107.1  |
| 3071   | 106.3   | 109.8                           | 102.3                             | 102.1           | 110.0                            | 105.3  |
| 2910   | 108.0   | 107.3                           | 107.6                             | 106.8           | 109.8                            | 107.0  |
| 6466   | 110.1   | 103.0                           | 112.0                             | 111.1           | 110.0                            | 109.3  |
| 10023  | 111.5   | 106.5                           | 113.8                             | 114.7           | 108.6                            | 110.4  |
| 5741   | 110.9   | 105.9                           | 114.1                             | 114.2           | 109.6                            | 110.4  |
| 5526   | 109.0   | 107.2                           | 110.5                             | 112.8           | 109.9                            | 108.5  |
| 3661   | 109.9   | 107.3                           | 113.6                             | 114.6           | 109.2                            | 109.4  |
| 3589   | 92.5  | 60.0                            | 111.8                             | 111.7           | 102.1                            | 92.5   |
| 6365   | 110.5   | 108.5                           | 111.7                             | 112.3           | 109.8                            | 109.5  |
| 6374   | 109.9   | 107.9                           | 111.3                             | 111.6           | 109.5                            | 109.4  |
| 7305   | 101.1   | 106.4                           | 97.0                              | 96.9            | 109.2                            | 99.6   |
| 9330   | 108.8   | 106.9                           | 109.2                             | 109.1           | 109.4                            | 108.5  |
| 7641   | 110.2   | 112.6                           | 111.2                             | 111.7           | 104.8                            | 109.7  |
| 6638   | 110.3   | 114.5                           | 109.2                             | 107.1           | 109.3                            | 110.3  |
| 3078   | 110.1   | 113.0                           | 107.4                             | 111.3           | 109.5                            | 110.1  |
| 4286   | 105.7   | 108.7                           | 101.9                             | 102.1           | 106.1                            | 106.2  |
| 4761   | 118.9   | 108.0                           | 127.0                             | 128.2           | 106.3                            | 119.6  |
| 3040   | 109.3   | 108.5                           | 113.5                             | 112.8           | 104.5                            | 109.2  |
| 5623   | 110.5   | 108.3                           | 112.6                             | 110.3           | 108.4                            | 110.3  |
| 6735   | 108.9   | 106.8                           | 109.5                             | 108.4           | 109.0                            | 108.5  |
| 4562   | 107.3   | 106.0                           | 108.0                             | 107.2           | 107.7                            | 107.7  |
| 3996   | 105.8   | 102.5                           | 106.1                             | 105.2           | 111.7                            | 106.5  |
| 2989   | 83.2  | 87.3                            | 64.7                              | 62.6            | 101.3                            | 82.9   |

21-4 续表2

| 县 市                          | County and city | 国内生产<br>总 值<br>(万元)<br>Cross<br>Domestic<br>Products<br>(10 000 yuan) | 第一<br>产业<br>Primary<br>Industry | 第二<br>产业<br>Secondary<br>Industry | 第三<br>产业<br>Tertiary<br>Industry |        |
|------------------------------|-----------------|---|---------------------------------|-----------------------------------|----------------------------------|--------|
|                              |                 |   |                                 |                                   | #工业<br>Industry                  |        |
| 唐 河                          | 县 Tanghe        | 478910  | 214616                          | 180461                            | 157477                           | 83833  |
| 新 野                          | 县 Xinye         | 409062  | 134822                          | 181586                            | 168014                           | 92654  |
| 桐 柏                          | 县 Tongbai       | 202305  | 71510                           | 89962                             | 80705                            | 40833  |
| <b>商丘市</b> <b>Shangqiu</b>   |                 |   |                                 |                                   |                                  |        |
| 虞 城                          | 县 Yucheng       | 308158  | 166069                          | 76057                             | 67891                            | 66032  |
| 民 权                          | 县 Minquan       | 263285  | 130450                          | 66941                             | 52519                            | 65894  |
| 宁 陵                          | 县 Ningling      | 200329  | 74332                           | 84256                             | 74457                            | 41741  |
| 睢 县                          | 县 Suixian       | 269595  | 136033                          | 69891                             | 57403                            | 63671  |
| 夏 邑                          | 县 Xiayi         | 307371  | 152246                          | 90976                             | 73164                            | 64149  |
| 柘 城                          | 县 Zhecheng      | 250031  | 121414                          | 62266                             | 50147                            | 66351  |
| 永 城                          | 市 Yongcheng     | 512799  | 225905                          | 185833                            | 152495                           | 101061 |
| <b>信阳市</b> <b>Xinyang</b>    |                 |   |                                 |                                   |                                  |        |
| 息 县                          | 县 Xixian        | 206611  | 93659                           | 63906                             | 50228                            | 49046  |
| 淮 滨                          | 县 Huaibin       | 159601  | 67423                           | 39265                             | 30461                            | 52913  |
| 潢 川                          | 县 Huangchuan    | 296115  | 117661                          | 103094                            | 77466                            | 75360  |
| 光 山                          | 县 Guangshan     | 229620  | 83566                           | 81402                             | 60209                            | 64652  |
| 固 始                          | 县 Gushi         | 410189  | 172146                          | 127074                            | 96385                            | 110969 |
| 商 城                          | 县 Shangcheng    | 209095  | 88025                           | 68780                             | 44262                            | 52290  |
| 罗 山                          | 县 Luoshan       | 245465  | 99037                           | 76762                             | 54861                            | 69666  |
| 新 县                          | 县 Xinxian       | 146077  | 54381                           | 60232                             | 35714                            | 31464  |
| <b>周口市</b> <b>Zhoukou</b>    |                 |   |                                 |                                   |                                  |        |
| 项 城                          | 市 Xiangcheng    | 584810  | 127900                          | 327786                            | 302622                           | 129124 |
| 扶 沟                          | 县 Fugou         | 241351  | 133989                          | 53755                             | 44612                            | 53607  |
| 西 华                          | 县 Xihua         | 338548  | 161288                          | 95469                             | 77864                            | 81791  |
| 商 水                          | 县 Shangshui     | 255956  | 133812                          | 63905                             | 51628                            | 58239  |
| 太 康                          | 县 Taikang       | 376188  | 180897                          | 128729                            | 113681                           | 66562  |
| 鹿 邑                          | 县 Luyi          | 408376  | 148513                          | 143067                            | 119711                           | 116796 |
| 郸 城                          | 县 Dancheng      | 293045  | 153751                          | 76517                             | 65850                            | 62777  |
| 淮 阳                          | 县 Huaiyang      | 366427  | 187594                          | 115974                            | 97544                            | 62859  |
| 沈 丘                          | 县 Shenqiu       | 286721  | 109964                          | 114402                            | 94978                            | 62355  |
| <b>驻马店市</b> <b>Zhumadian</b> |                 |   |                                 |                                   |                                  |        |
| 确 山                          | 县 Queshan       | 226108  | 77311                           | 99934                             | 93983                            | 48863  |
| 泌 阳                          | 县 Beiyang       | 268863  | 106325                          | 96858                             | 84818                            | 65680  |
| 遂 平                          | 县 Suiping       | 256796  | 90805                           | 94789                             | 82430                            | 71202  |
| 西 平                          | 县 Xiping        | 393353  | 123810                          | 159639                            | 141354                           | 109904 |
| 上 蔡                          | 县 Shangcai      | 296538  | 101483                          | 114166                            | 99766                            | 80889  |
| 汝 南                          | 县 Runan         | 256494  | 108134                          | 87603                             | 78571                            | 60757  |
| 平 舆                          | 县 Pingyu        | 219144  | 87966                           | 82257                             | 67935                            | 48921  |
| 新 蔡                          | 县 Xincai        | 252981  | 112266                          | 92774                             | 84240                            | 47941  |
| 正 阳                          | 县 Zhengyang     | 242927  | 131336                          | 59760                             | 52274                            | 51831  |
| <b>济源市</b> <b>Jiyuan</b>     |                 |   |                                 |                                   |                                  |        |
| 济 源                          | 市 Jiyuan        | 594391  | 73069                           | 332500                            | 282565                           | 188822 |

注:本表国内生产总值、人均国内生产总值按当年价格计算,指数按可比价格计算。

continued

| 人均国内生产总值<br>(元)<br>Per Capita GDP<br>(yuan) | 国内生产总值指数(%<br>(上年=100)<br>Indices of Cross Domestic Products(%)<br>(preceding year=100) | 第一产业<br>Primary Industry | 第二产业<br>Secondary Industry | #工业<br>Industry | 第三产业<br>Tertiary Industry | 人均国内生产总值指数(%<br>Indices of Per Capita GDP<br>(%) |
|---|---|--------------------------|----------------------------|-----------------|---------------------------|--|
|   |   |                          |                            |                 |                           |  |
| 3792  | 106.8   | 108.7                    | 106.9                      | 103.2           | 102.2                     | 107.9  |
| 5663  | 98.7  | 94.4                     | 98.1                       | 96.5            | 108.1                     | 99.2   |
| 4759  | 109.1   | 111.8                    | 107.0                      | 106.7           | 111.0                     | 108.9  |
| 2910  | 109.3   | 108.4                    | 110.8                      | 110.9           | 109.7                     | 109.3  |
| 3141  | 108.6   | 105.1                    | 112.0                      | 107.3           | 112.1                     | 110.4  |
| 3446  | 106.9   | 105.3                    | 113.1                      | 113.7           | 96.1                      | 108.2  |
| 3484  | 112.2   | 113.0                    | 115.0                      | 115.1           | 107.2                     | 111.0  |
| 2836  | 114.2   | 113.5                    | 118.8                      | 121.0           | 110.1                     | 112.4  |
| 2717  | 96.6  | 88.5                     | 101.5                      | 100.0           | 110.4                     | 96.5   |
| 3906  | 114.5   | 109.9                    | 126.4                      | 130.8           | 104.4                     | 113.9  |
| 2284  | 109.6   | 109.9                    | 110.3                      | 109.8           | 107.9                     | 109.2  |
| 2500  | 114.0   | 119.2                    | 113.0                      | 114.0           | 108.7                     | 112.4  |
| 3824  | 109.4   | 108.1                    | 112.2                      | 109.3           | 107.6                     | 108.6  |
| 2937  | 108.2   | 105.7                    | 109.3                      | 108.0           | 110.0                     | 107.8  |
| 2688  | 110.8   | 109.4                    | 111.8                      | 113.6           | 112.2                     | 110.3  |
| 3003  | 109.7   | 106.5                    | 113.8                      | 111.8           | 109.7                     | 109.4  |
| 3426  | 109.0   | 106.8                    | 111.6                      | 109.6           | 109.2                     | 110.4  |
| 4405  | 114.5   | 107.9                    | 123.5                      | 110.9           | 108.6                     | 113.5  |
| 5213  | 111.3   | 107.6                    | 112.9                      | 113.7           | 109.9                     | 109.7  |
| 3440  | 102.7   | 98.6                     | 100.8                      | 102.7           | 116.6                     | 102.3  |
| 3945  | 107.4   | 105.7                    | 110.0                      | 109.7           | 107.8                     | 105.1  |
| 2245  | 110.5   | 106.1                    | 119.3                      | 120.6           | 111.2                     | 108.7  |
| 2869  | 105.2   | 99.6                     | 112.8                      | 109.8           | 106.4                     | 104.1  |
| 3635  | 110.7   | 112.3                    | 111.4                      | 113.1           | 107.9                     | 109.5  |
| 2325  | 112.2   | 108.0                    | 118.8                      | 121.4           | 115.8                     | 111.1  |
| 2802  | 107.3   | 106.6                    | 112.3                      | 112.5           | 99.6                      | 106.2  |
| 2406  | 111.9   | 110.9                    | 112.7                      | 116.6           | 112.0                     | 110.3  |
| 3841  | 115.0   | 108.5                    | 124.9                      | 125.5           | 106.3                     | 114.1  |
| 2911  | 112.3   | 105.4                    | 121.7                      | 123.3           | 109.3                     | 111.3  |
| 4252  | 109.4   | 103.4                    | 113.9                      | 116.7           | 112.5                     | 108.6  |
| 4764  | 107.3   | 98.5                     | 112.5                      | 113.8           | 110.2                     | 106.5  |
| 2244  | 108.0   | 104.6                    | 112.8                      | 114.2           | 105.7                     | 106.9  |
| 3115  | 108.4   | 103.7                    | 112.8                      | 113.2           | 111.0                     | 107.6  |
| 2369  | 103.7   | 92.9                     | 112.6                      | 113.5           | 111.1                     | 102.2  |
| 2533  | 110.3   | 105.3                    | 118.2                      | 119.1           | 107.6                     | 109.2  |
| 3316  | 109.2   | 109.6                    | 108.6                      | 109.0           | 109.1                     | 108.5  |
| 9240  | 109.1   | 106.3                    | 108.8                      | 112.8           | 111.3                     | 109.1  |

a)GDP and Per Capita GDP in this table are calculated at current prices. The indices in this table are calculated at comparable prices.

## 21-5 各县(市)农业生产条件 (2000年)

## Agricultural Production Conditions by County and City (2000)

| 县 市<br>County<br>and city       | 乡村从业<br>人员数<br>(万人)<br>Rural<br>Employed<br>Persons<br>(10 000<br>Persons) | #农林<br>牧渔业<br>Farming,<br>Forestry,<br>Animal<br>Husbandry<br>& Fishery | 耕地面积<br>(千公顷)<br>Cultivated<br>Areas<br>(1000<br>hectares) | 农业机械<br>总动力<br>(万千瓦)<br>Total<br>Agricultural<br>Machinery<br>Power<br>(10000kw) | 农田有效<br>灌溉面积<br>(千公顷)<br>Effective<br>Irrigated<br>Area<br>(1000<br>hectares) | 化肥施用<br>折纯量<br>(吨)<br>Consump-<br>tion of<br>Chemical<br>Fertilizers<br>(ton) | 农村用电量<br>(万千瓦小时)<br>Electricity<br>Consumed in<br>Rural Areas<br>(10 000<br>kwh) | 农 药<br>使用量<br>(吨)<br>Consump-<br>tion of<br>Agricultural<br>Chemical<br>(ton) | 地 膜<br>使用量<br>(吨)<br>Consump-<br>tion of<br>Plastic<br>Film<br>(ton) |
|---------------------------------|--|---|--|--|---|---|--|---|--|
|                                 |  |   |  |  |   |   |  |   |  |
| <b>郑州市</b> <b>Zhengzhou</b>     |  |   |  |  |   |   |  |   |  |
| 巩义市 Gongyi                      | 31.66  | 15.85   | 33.86  | 48.06  | 15.21   | 28544   | 110229   | 376   | 54   |
| 荥阳市 Xingyang                    | 34.17  | 23.01   | 45.16  | 56.27  | 29.21   | 29364   | 24969  | 446   | 240  |
| 新郑市 Xinzheng                    | 31.94  | 21.95   | 40.60  | 46.12  | 25.95   | 29329   | 14169  | 510   | 208  |
| 登封市 Dengfeng                    | 29.39  | 20.01   | 33.38  | 30.80  | 12.48   | 17774   | 20951  | 188   | 47   |
| 新密市 Xinmi                       | 32.53  | 17.89   | 41.89  | 33.66  | 14.22   | 28725   | 55155  | 263   | 58   |
| 中牟县 Zhongmu                     | 34.03  | 30.70   | 61.22  | 78.15  | 57.12   | 43942   | 6359   | 1040  | 1605   |
| <b>开封市</b> <b>Kaifeng</b>       |  |   |  |  |   |   |  |   |  |
| 杞县 Qixian                       | 56.30  | 47.68   | 83.22  | 108.86   | 68.13   | 45863   | 7596   | 1578  | 1032   |
| 通许县 Tongxu                      | 32.64  | 28.36   | 50.62  | 61.68  | 48.21   | 33230   | 3384   | 947   | 772  |
| 尉氏县 Weishi                      | 45.50  | 37.83   | 79.80  | 61.20  | 71.04   | 38850   | 5722   | 944   | 1159   |
| 开封县 Kaifeng                     | 38.89  | 33.86   | 75.23  | 55.40  | 65.49   | 33966   | 4733   | 584   | 844  |
| 兰考县 Lankao                      | 38.88  | 30.27   | 62.02  | 68.65  | 59.05   | 38814   | 6145   | 1087  | 249  |
| <b>洛阳市</b> <b>Luoyang</b>       |  |   |  |  |   |   |  |   |  |
| 偃师市 Yanshi                      | 44.33  | 26.97   | 52.23  | 64.34  | 34.19   | 30339   | 32859  | 649   | 121  |
| 孟津县 Mengjin                     | 25.20  | 19.52   | 39.25  | 25.58  | 13.08   | 16018   | 9952   | 317   | 166  |
| 新安县 Xinan                       | 27.41  | 20.32   | 37.12  | 32.10  | 4.30  | 11646   | 2532   | 402   | 41   |
| 栾川县 Luanchuan                   | 18.53  | 13.11   | 11.27  | 20.11  | 3.05  | 5592  | 2562   | 133   | 66   |
| 嵩县 Songxian                     | 30.49  | 25.71   | 32.60  | 25.07  | 8.37  | 14261   | 2724   | 239   | 40   |
| 汝阳县 Ruyang                      | 24.14  | 18.68   | 25.86  | 22.97  | 14.40   | 14717   | 4632   | 162   | 42   |
| 宜阳县 Yiyang                      | 37.01  | 29.47   | 62.92  | 31.34  | 13.17   | 26032   | 4263   | 237   | 313  |
| 洛宁县 Luoning                     | 26.14  | 22.56   | 45.69  | 16.55  | 9.07  | 13445   | 2773   | 214   | 209  |
| 伊川县 Yichuan                     | 40.36  | 27.41   | 63.18  | 30.92  | 25.29   | 19573   | 14205  | 175   | 106  |
| <b>平顶山市</b> <b>Pingdingshan</b> |  |   |  |  |   |   |  |   |  |
| 汝州市 Ruzhou                      | 50.24  | 37.81   | 60.76  | 44.97  | 42.62   | 62759   | 6728   | 554   | 121  |
| 舞钢市 Wugang                      | 16.17  | 14.00   | 20.07  | 10.71  | 8.21  | 16123   | 1821   | 493   | 160  |
| 宝丰县 Baofeng                     | 26.89  | 20.98   | 41.97  | 18.30  | 22.98   | 27776   | 4825   | 160   | 88   |
| 叶县 Yexian                       | 48.39  | 38.29   | 80.66  | 31.34  | 45.38   | 45953   | 3700   | 174   | 202  |
| 鲁山县 Lushan                      | 47.38  | 38.87   | 41.34  | 19.64  | 25.23   | 21278   | 5310   | 131   | 67   |
| 郟县 Jiaxian                      | 34.17  | 27.62   | 46.42  | 33.53  | 28.01   | 25741   | 3435   | 395   | 127  |
| <b>安阳市</b> <b>Anyang</b>        |  |   |  |  |   |   |  |   |  |
| 林州市 Linzhou                     | 55.67  | 30.88   | 50.60  | 35.11  | 33.23   | 32818   | 29384  | 317   | 25   |
| 安阳县 Anyang                      | 69.32  | 46.31   | 84.58  | 55.56  | 57.87   | 44968   | 23584  | 1123  | 188  |
| 汤阴县 Tangyin                     | 23.92  | 16.16   | 41.35  | 41.51  | 37.90   | 25503   | 7058   | 556   | 220  |
| 滑县 Huaxian                      | 70.09  | 59.91   | 114.12   | 196.19   | 93.17   | 67102   | 14055  | 1801  | 312  |
| 内黄县 Neihuang                    | 41.72  | 35.01   | 63.83  | 61.77  | 54.75   | 46815   | 9939   | 1286  | 348  |
| <b>鹤壁市</b> <b>Hebi</b>          |  |   |  |  |   |   |  |   |  |
| 浚县 Xunxian                      | 35.02  | 30.88   | 62.28  | 99.24  | 52.42   | 37816   | 7893   | 1148  | 51   |
| 淇县 Qixian                       | 13.59  | 9.77  | 21.06  | 18.73  | 19.78   | 9022  | 3342   | 247   | 10   |
| <b>新乡市</b> <b>Xinxiang</b>      |  |   |  |  |   |   |  |   |  |
| 卫辉市 Weihui                      | 23.07  | 19.61   | 37.90  | 33.82  | 31.80   | 29025   | 14027  | 629   | 176  |
| 辉县市 Huixian                     | 40.06  | 28.91   | 57.41  | 59.82  | 50.25   | 36789   | 60219  | 624   | 50   |

21-5 续表1 continued

| 县 市                   | County and city | 乡村从业   | 耕地面积   | 农用机械  | 农田有效  | 化肥施用  | 农村用电量 | 农 药  | 地 膜 |
|-----------------------|-----------------|--|--------|-------|-------|-------|-------|------|-----|
|                       |                 | 人员数<br>(万人)<br>Rural<br>Employed<br>Persons<br>(10 000<br>Persons) |        |       |       |       |       |      |     |
| 新乡县                   | Xinxiang        | 22.56  | 30.25  | 44.20 | 30.07 | 28143 | 31535 | 612  | 48  |
| 获嘉县                   | Huojia          | 19.44  | 29.13  | 43.62 | 28.56 | 24615 | 5438  | 454  | 49  |
| 原阳县                   | Yuanyang        | 30.85  | 52.84  | 97.92 | 52.07 | 32218 | 4899  | 674  | 75  |
| 延津县                   | Yanjin          | 23.49  | 42.15  | 50.40 | 36.25 | 21806 | 4906  | 710  | 40  |
| 封丘县                   | Fengqiu         | 39.92  | 60.87  | 84.91 | 52.55 | 32636 | 6812  | 886  | 140 |
| 长垣县                   | Changyuan       | 42.04  | 57.75  | 56.03 | 42.01 | 39219 | 6771  | 697  | 86  |
| <b>焦作市 Jiaozuo</b>    |                 |  |        |       |       |       |       |      |     |
| 沁阳市                   | Qinyang         | 22.00  | 26.68  | 60.01 | 26.16 | 27900 | 15135 | 437  | 20  |
| 修武县                   | Xiuwu           | 13.00  | 23.88  | 35.63 | 18.59 | 11736 | 6767  | 252  | 14  |
| 博爱县                   | Boai            | 21.00  | 21.88  | 33.53 | 20.92 | 20124 | 13777 | 421  | 101 |
| 武陟县                   | Wuzhi           | 34.00  | 40.41  | 79.31 | 37.62 | 39279 | 11826 | 828  | 140 |
| 温县                    | Wenxian         | 21.00  | 24.52  | 42.23 | 24.07 | 17447 | 15953 | 300  | 48  |
| 孟州市                   | Mengzhou        | 21.00  | 25.55  | 34.37 | 21.66 | 20331 | 11460 | 636  | 115 |
| <b>濮阳市 Puyang</b>     |                 |  |        |       |       |       |       |      |     |
| 清丰县                   | Qingfeng        | 32.79  | 56.88  | 55.80 | 55.78 | 62796 | 10018 | 1024 | 178 |
| 南乐县                   | Manle           | 24.36  | 33.81  | 49.30 | 32.19 | 28889 | 7308  | 631  | 356 |
| 范县                    | Fanxian         | 24.21  | 33.65  | 22.60 | 33.08 | 19919 | 1820  | 325  | 24  |
| 台前县                   | Taiqian         | 18.49  | 17.95  | 17.71 | 14.75 | 9215  | 3286  | 80   | 55  |
| 濮阳县                   | Puyang          | 57.64  | 87.71  | 99.46 | 74.47 | 63731 | 4646  | 1412 | 114 |
| <b>许昌市 Xuchang</b>    |                 |  |        |       |       |       |       |      |     |
| 禹州市                   | Yuzhou          | 63.29  | 76.46  | 66.33 | 41.51 | 32200 | 13052 | 444  | 234 |
| 长葛市                   | Changge         | 32.54  | 41.76  | 36.44 | 39.47 | 36676 | 11978 | 479  | 136 |
| 许昌县                   | Xuchang         | 43.69  | 66.89  | 39.21 | 51.70 | 35259 | 9138  | 568  | 205 |
| 鄢陵县                   | Yanling         | 31.70  | 61.27  | 52.54 | 50.97 | 38569 | 4104  | 878  | 297 |
| 襄城县                   | Xiangcheng      | 45.66  | 54.52  | 32.61 | 37.29 | 32007 | 10450 | 386  | 165 |
| <b>漯河市 Luohe</b>      |                 |  |        |       |       |       |       |      |     |
| 舞阳县                   | Wuyang          | 30.83  | 48.31  | 33.86 | 37.97 | 27067 | 3096  | 740  | 234 |
| 临颖县                   | Linying         | 36.60  | 49.92  | 63.46 | 40.60 | 22199 | 12942 | 690  | 549 |
| 郾城县                   | Yancheng        | 50.78  | 65.26  | 67.47 | 59.70 | 48716 | 11712 | 633  | 925 |
| <b>三门峡市 Sanmenxia</b> |                 |  |        |       |       |       |       |      |     |
| 义马市                   | Yima            | 2.35   | 2.17   | 3.24  | 1.02  | 755   | 2644  | 17   | 24  |
| 灵宝市                   | Lingbao         | 36.36  | 52.34  | 51.29 | 21.96 | 38437 | 9445  | 1058 | 324 |
| 渑池县                   | Mianchi         | 15.45  | 39.76  | 23.32 | 5.06  | 16354 | 3144  | 197  | 390 |
| 陕县                    | Shanxian        | 16.52  | 30.53  | 25.22 | 12.76 | 16019 | 3970  | 361  | 130 |
| 卢氏县                   | Lushi           | 17.64  | 25.93  | 15.28 | 4.84  | 9847  | 1479  | 161  | 202 |
| <b>南阳市 Nanyang</b>    |                 |  |        |       |       |       |       |      |     |
| 邓州市                   | Dengzhou        | 81.95  | 155.27 | 43.26 | 79.14 | 76295 | 11474 | 4056 | 974 |
| 南召县                   | Nanzhao         | 30.39  | 26.79  | 12.90 | 13.56 | 13946 | 2810  | 149  | 56  |
| 方城县                   | Fangcheng       | 57.22  | 100.44 | 35.88 | 33.88 | 53151 | 7093  | 830  | 505 |
| 西峡县                   | Xixia           | 22.57  | 17.82  | 13.10 | 7.52  | 21129 | 5537  | 264  | 79  |
| 镇平县                   | Zhenping        | 45.77  | 70.17  | 24.02 | 42.71 | 38288 | 7548  | 664  | 460 |
| 内乡县                   | Neixiang        | 34.60  | 46.77  | 17.87 | 17.13 | 22080 | 5664  | 445  | 284 |
| 淅川县                   | Xichuan         | 35.97  | 45.97  | 27.78 | 14.86 | 32577 | 17558 | 238  | 388 |
| 社旗县                   | Sheqi           | 35.67  | 71.84  | 25.79 | 25.71 | 33024 | 2823  | 1178 | 180 |
| 唐河县                   | Tanghe          | 64.81  | 132.84 | 36.75 | 52.61 | 83363 | 5813  | 2681 | 845 |



21-5 续表2 continued

| 县 市<br>County<br>and city | 乡村从业<br>人员数<br>(万人)<br>Rural<br>Employed<br>Persons<br>(10 000<br>Persons) | *农林<br>牧渔业<br>Farming,<br>Forestry,<br>Animal<br>Husbandry<br>& Fishery | 耕地面积<br>(千公顷)<br>Cultivated<br>Areas<br>(1000<br>hectares) | 农业机械<br>总动力<br>(万千瓦)<br>Total<br>Agricultural<br>Machinery<br>Power<br>(10000kw) | 农田有效<br>灌溉面积<br>(千公顷)<br>Effective<br>Irrigated<br>Area<br>(1000<br>hectares) | 化肥施用<br>折纯量<br>(吨)<br>Consump-<br>tion of<br>Chemical<br>Fertilizers<br>(ton) | 农村用电量<br>(万千瓦小时)<br>Electricity<br>Consumed in<br>Rural Areas<br>(10 000<br>kwh) | 农 药<br>使用量<br>(吨)<br>Consump-<br>tion of<br>Agricultural<br>Chemical | 地 膜<br>使用量<br>(吨)<br>Consump-<br>tion of<br>Plastic<br>Film<br>(ton) |
|---------------------------|--|---|--|--|---|---|--|--|--|
|                           |  |   |  |  |   |   |  |  |  |
| 新 野 县 Xinye               | 41.75  | 32.53   | 64.91  | 23.14  | 50.40   | 63408   | 13248  | 2137   | 965  |
| 桐 柏 县 Tongbai             | 20.92  | 17.50   | 30.87  | 31.02  | 21.82   | 20719   | 2770   | 364  | 185  |
| <b>商丘市 Shangqiu</b>       |  |   |  |  |   |   |  |  |  |
| 虞 城 县 Yucheng             | 56.24  | 44.74   | 91.65  | 100.50   | 82.59   | 58279   | 10291  | 1217   | 480  |
| 民 权 县 Minquan             | 42.55  | 33.67   | 68.96  | 63.13  | 56.54   | 33922   | 4630   | 1238   | 758  |
| 宁 陵 县 Ningling            | 31.73  | 25.14   | 45.39  | 48.82  | 43.98   | 27265   | 4318   | 826  | 368  |
| 睢 县 Suixian               | 43.68  | 34.95   | 56.97  | 63.31  | 56.64   | 29970   | 3129   | 888  | 308  |
| 夏 邑 县 Xiayi               | 58.19  | 41.25   | 85.66  | 100.41   | 85.00   | 48381   | 6697   | 1506   | 221  |
| 柘 城 县 Zhecheng            | 51.15  | 34.93   | 69.07  | 58.35  | 56.30   | 34637   | 3249   | 995  | 410  |
| 永 城 市 Yongcheng           | 73.32  | 58.09   | 106.55   | 93.80  | 103.89  | 67777   | 11041  | 1423   | 752  |
| <b>信阳市 Xinyang</b>        |  |   |  |  |   |   |  |  |  |
| 息 县 Xixian                | 44.10  | 31.40   | 93.20  | 44.90  | 53.99   | 39772   | 3248   | 986  | 292  |
| 淮 滨 县 Huaibin             | 31.97  | 24.27   | 53.21  | 35.17  | 24.96   | 48514   | 2535   | 583  | 224  |
| 潢 川 县 Huangchuan          | 41.22  | 32.33   | 62.30  | 23.83  | 50.59   | 26524   | 3198   | 492  | 165  |
| 光 山 县 Guangshan           | 42.63  | 30.13   | 50.33  | 21.63  | 38.56   | 20986   | 6496   | 382  | 54   |
| 固 始 县 Gushi               | 76.36  | 46.51   | 92.35  | 37.30  | 81.58   | 46783   | 9314   | 1306   | 634  |
| 商 城 县 Shangcheng          | 34.41  | 20.63   | 31.21  | 18.79  | 23.71   | 13045   | 3331   | 409  | 146  |
| 罗 山 县 Luoshan             | 32.27  | 24.22   | 54.17  | 34.93  | 44.43   | 27488   | 3725   | 191  | 402  |
| 新 县 Xinxian               | 16.52  | 8.43  | 12.86  | 8.01   | 8.17  | 5705  | 1639   | 191  | 15   |
| <b>周口市 Zhoukou</b>        |  |   |  |  |   |   |  |  |  |
| 项 城 市 Xiangcheng          | 58.92  | 33.96   | 65.64  | 41.92  | 50.53   | 38743   | 9184   | 2212   | 1030   |
| 扶 沟 县 Fugou               | 35.22  | 32.08   | 75.16  | 95.37  | 69.15   | 37637   | 4791   | 2995   | 1083   |
| 西 华 县 Xihua               | 47.14  | 39.00   | 69.03  | 80.21  | 62.21   | 60398   | 5455   | 1758   | 558  |
| 商 水 县 Shangshui           | 66.82  | 48.35   | 88.32  | 62.34  | 69.29   | 44950   | 4377   | 1338   | 549  |
| 太 康 县 Taikang             | 71.86  | 61.05   | 114.26   | 109.42   | 85.28   | 101210  | 7628   | 3261   | 1676   |
| 鹿 邑 县 Luyi                | 65.71  | 52.56   | 82.81  | 55.64  | 66.39   | 42385   | 5741   | 946  | 575  |
| 郸 城 县 Dancheng            | 71.46  | 57.30   | 98.84  | 70.51  | 54.09   | 57459   | 5960   | 2281   | 1081   |
| 淮 阳 县 Huaiyang            | 66.82  | 47.11   | 96.45  | 77.47  | 63.41   | 63796   | 9938   | 3762   | 1357   |
| 沈 丘 县 Shenqiu             | 62.09  | 44.79   | 66.80  | 54.98  | 49.54   | 66538   | 9091   | 1381   | 358  |
| <b>驻马店市 Zhumadian</b>     |  |   |  |  |   |   |  |  |  |
| 确 山 县 Queshan             | 38.05  | 32.77   | 82.71  | 88.59  | 36.33   | 45133   | 3794   | 447  | 273  |
| 泌 阳 县 Beiyang             | 55.90  | 45.36   | 96.29  | 38.17  | 32.80   | 42308   | 4923   | 362  | 84   |
| 遂 平 县 Suiping             | 37.00  | 30.09   | 65.92  | 47.53  | 44.87   | 48285   | 4410   | 218  | 163  |
| 西 平 县 Xiping              | 51.54  | 22.77   | 76.41  | 48.93  | 43.70   | 72226   | 15894  | 319  | 222  |
| 上 蔡 县 Shangcai            | 77.52  | 62.05   | 103.11   | 66.62  | 64.24   | 61537   | 5482   | 660  | 330  |
| 汝 南 县 Runan               | 50.05  | 44.22   | 101.03   | 59.54  | 57.74   | 53265   | 3822   | 577  | 475  |
| 平 舆 县 Pingyu              | 56.14  | 43.93   | 79.31  | 46.68  | 40.85   | 46127   | 3759   | 413  | 412  |
| 新 蔡 县 Xincai              | 60.32  | 47.23   | 98.02  | 27.80  | 42.90   | 51146   | 5108   | 856  | 532  |
| 正 阳 县 Zhengyang           | 43.33  | 35.86   | 106.31   | 76.75  | 43.52   | 74219   | 3291   | 734  | 232  |
| <b>济源市 Jiyuan</b>         |  |   |  |  |   |   |  |  |  |
| 济 源 市 Jiyuan              | 30.56  | 20.02   | 35.12  | 52.72  | 24.30   | 22392   | 17322  | 470  | 139  |

21-6 各县(市)农林牧渔业总产值和农民人均纯收入 (2000年)

Gross Output Value of Farming, Forestry, Animal Husbandry and Fishery and Per Capita Net Income of Rural Residents by County and City (2000)

| 县 市<br>County<br>and city | 农林牧渔<br>业总产值<br>(万元)<br>Gross Output<br>Value of Farming<br>Forestry, Animal<br>Husbandry<br>and Fishery<br>(10 000 yuan) | 农林牧渔业总<br>产值指数<br>(以上年为100)<br>Indices of Gross<br>Output of<br>Farming, Forestry,<br>Animal Husbandry<br>and Fishery (prece-<br>ding year=100) |                  |                           | 农民人均<br>纯收入<br>(元)<br>Per Capita<br>Net Income<br>of Rural<br>Residents<br>(yuan) |       |       |       |         |
|---------------------------|---|---|------------------|---------------------------|---|-------|-------|-------|---------|
|                           |   | #农 业<br>Farming   | #种植业<br>Planting | #牧 业<br>Animal<br>Farming |   |       |       |       |         |
| <b>郑州市 Zhengzhou</b>      |   |   |                  |                           |   |       |       |       |         |
| 巩义市 Gongyi                | 54085   | 32869   | 28543            | 17656                     | 106.6   | 109.3 | 110.8 | 105.0 | 3167.12 |
| 荥阳市 Xingyang              | 104631  | 57807   | 53123            | 45275                     | 112.9   | 109.2 | 110.1 | 116.8 | 2742.29 |
| 新郑市 Xinzheng              | 105285  | 70385   | 64773            | 33959                     | 109.8   | 108.8 | 110.0 | 110.9 | 2874.86 |
| 登封市 Dengfeng              | 81896   | 44580   | 42485            | 29965                     | 112.2   | 104.2 | 104.2 | 118.1 | 2471.09 |
| 新密市 Xinmi                 | 69875   | 35474   | 31635            | 30840                     | 112.4   | 111.7 | 113.7 | 114.0 | 2802.31 |
| 中牟县 Zhongmu               | 201701  | 138694  | 135916           | 50557                     | 118.0   | 121.9 | 122.1 | 108.5 | 2619.76 |
| <b>开封市 Kaifeng</b>        |   |   |                  |                           |   |       |       |       |         |
| 杞 县 Qixian                | 324047  | 226264  | 216832           | 91930                     | 107.8   | 107.8 | 107.6 | 108.2 | 1953.49 |
| 通许县 Tongxu                | 209030  | 152630  | 149048           | 50210                     | 107.1   | 105.3 | 105.1 | 113.2 | 2110.47 |
| 尉氏县 Weishi                | 234575  | 150441  | 146081           | 75390                     | 108.2   | 108.5 | 108.7 | 108.1 | 2063.14 |
| 开 封 县 Kaifeng             | 235285  | 159187  | 146598           | 60711                     | 107.0   | 107.5 | 108.3 | 105.2 | 2289.10 |
| 兰 考 县 Lankao              | 178540  | 105803  | 100949           | 63800                     | 106.5   | 99.3  | 98.0  | 120.7 | 1939.37 |
| <b>洛阳市 Luoyang</b>        |   |   |                  |                           |   |       |       |       |         |
| 偃 师 市 Yanshi              | 125985  | 80142   | 70122            | 43900                     | 109.5   | 109.2 | 110.2 | 110.2 | 2609.62 |
| 孟 津 县 Mengjin             | 46001   | 27437   | 27385            | 14585                     | 112.2   | 109.6 | 109.6 | 112.7 | 1907.44 |
| 新 安 县 Xinan               | 51832   | 32700   | 29528            | 15672                     | 110.2   | 114.0 | 115.9 | 104.1 | 1858.49 |
| 栾 川 县 Luanchuan           | 34124   | 16901   | 11891            | 9675                      | 103.0   | 87.0  | 88.8  | 105.1 | 1689.80 |
| 嵩 县 Songxian              | 57884   | 26276   | 23485            | 20258                     | 123.8   | 121.8 | 138.6 | 110.4 | 1496.30 |
| 汝 阳 县 Ruyang              | 50345   | 25451   | 21408            | 19297                     | 122.3   | 125.0 | 128.1 | 109.0 | 1702.15 |
| 宜 阳 县 Yiyang              | 89668   | 67530   | 59141            | 19502                     | 121.0   | 126.3 | 134.2 | 110.8 | 1704.99 |
| 洛 宁 县 Luoning             | 67737   | 39930   | 36817            | 20059                     | 95.3  | 90.7  | 89.0  | 95.8  | 1563.30 |
| 伊 川 县 Yichuan             | 92930   | 53048   | 51248            | 36583                     | 113.8   | 115.5 | 116.3 | 107.5 | 2008.96 |
| <b>平顶山市 Pingdingshan</b>  |   |   |                  |                           |   |       |       |       |         |
| 汝 州 市 Ruzhou              | 162542  | 71613   | 61160            | 85484                     | 103.7   | 108.9 | 109.8 | 102.8 | 2297.23 |
| 舞 钢 市 Wugang              | 49187   | 25648   | 24898            | 20150                     | 105.8   | 99.1  | 98.6  | 110.9 | 1997.98 |
| 宝 丰 县 Baofeng             | 73881   | 44720   | 38889            | 27260                     | 101.8   | 97.7  | 94.5  | 113.4 | 2189.06 |
| 叶 县 Yexian                | 164334  | 81734   | 80034            | 75933                     | 106.4   | 100.3 | 100.0 | 113.1 | 1897.29 |
| 鲁 山 县 Lushan              | 99041   | 63160   | 59318            | 26784                     | 105.1   | 101.8 | 101.4 | 100.8 | 1415.30 |
| 郑 县 Jiaxian               | 105670  | 62716   | 61316            | 41477                     | 102.3   | 96.2  | 95.7  | 109.9 | 1888.19 |
| <b>安阳市 Anyang</b>         |   |   |                  |                           |   |       |       |       |         |
| 林 州 市 Linzhou             | 111718  | 47149   | 44109            | 51179                     | 105.0   | 97.5  | 95.0  | 114.4 | 2529.67 |
| 安 阳 县 Anyang              | 163418  | 115022  | 104541           | 39788                     | 107.5   | 104.3 | 107.1 | 110.8 | 2065.16 |
| 汤 阴 县 Tangyin             | 115785  | 77569   | 75356            | 33458                     | 107.5   | 106.7 | 107.1 | 111.5 | 1971.49 |
| 滑 县 Huaxian               | 265176  | 209773  | 209004           | 49221                     | 107.6   | 106.5 | 107.4 | 113.3 | 1956.16 |
| 内 黄 县 Neihuang            | 225266  | 191002  | 190813           | 33045                     | 106.8   | 104.7 | 104.7 | 115.9 | 1995.70 |
| <b>鹤壁市 Hebi</b>           |   |   |                  |                           |   |       |       |       |         |
| 浚 县 Xunxian               | 173952  | 114924  | 105814           | 56857                     | 107.0   | 101.9 | 101.4 | 116.0 | 2123.07 |
| 淇 县 Qixian                | 100654  | 31120   | 26563            | 67922                     | 106.5   | 99.2  | 97.4  | 109.5 | 2159.71 |

21-6 续表1 continued

| 县 市<br>County<br>and city    | 农林牧渔业总产值<br>(万元)<br>Gross Output<br>Value of Farming<br>Forestry, Animal<br>Husbandry<br>and Fishery<br>(10 000 yuan) |                  |                           | 农林牧渔业总<br>产值指数<br>(以上年为100)<br>Indices of Gross<br>Output of<br>Farming, Forestry,<br>Animal Husbandry<br>and Fishery (prece-<br>ding year=100) |                  |                           | 农民人均<br>纯收入<br>(元)<br>Per Capita<br>Net Income<br>of Rural<br>Residents<br>(yuan) |                  |                           |
|------------------------------|---|------------------|---------------------------|---|------------------|---------------------------|---|------------------|---------------------------|
|                              | #农 业<br>Farming   | #种植业<br>Planting | #牧 业<br>Animal<br>Farming | #农 业<br>Farming   | #种植业<br>Planting | #牧 业<br>Animal<br>Farming | #农 业<br>Farming   | #种植业<br>Planting | #牧 业<br>Animal<br>Farming |
| <b>新乡市</b> <b>Xinxiang</b>   |   |                  |                           |   |                  |                           |   |                  |                           |
| 卫辉市 Weihui                   | 141298  | 72080            | 43353                     | 66214   | 100.6            | 97.4                      | 90.9  | 103.3            | 2150.55                   |
| 辉县市 Huixian                  | 159723  | 94656            | 74080                     | 63132   | 101.1            | 104.7                     | 103.6   | 101.4            | 2134.50                   |
| 新乡县 Xinxiang                 | 124962  | 82446            | 55547                     | 36743   | 99.4             | 98.1                      | 91.9  | 101.5            | 2525.23                   |
| 获嘉县 Huojia                   | 83267   | 53646            | 51198                     | 27722   | 104.0            | 102.1                     | 101.6   | 106.8            | 2274.66                   |
| 原阳县 Yuanyang                 | 147052  | 96956            | 80014                     | 45111   | 99.7             | 98.0                      | 91.1  | 103.2            | 1941.16                   |
| 延津县 Yanjin                   | 98069   | 68424            | 66344                     | 26593   | 105.8            | 95.8                      | 99.0  | 131.6            | 1981.64                   |
| 封丘县 Fengqiu                  | 173051  | 127734           | 97799                     | 39324   | 105.3            | 106.9                     | 109.2   | 99.4             | 2031.14                   |
| 长垣县 Changyuan                | 151837  | 107140           | 82785                     | 36667   | 106.0            | 104.2                     | 105.3   | 110.6            | 2175.56                   |
| <b>焦作市</b> <b>Jiaozuo</b>    |   |                  |                           |   |                  |                           |   |                  |                           |
| 沁阳市 Qinyang                  | 102035  | 78250            | 43656                     | 22430   | 105.6            | 101.3                     | 103.2   | 123.8            | 2702.67                   |
| 修武县 Xiuwu                    | 96889   | 51146            | 38174                     | 44181   | 91.4             | 92.9                      | 90.9  | 90.4             | 2540.43                   |
| 博爱县 Boai                     | 118869  | 87531            | 63795                     | 29307   | 109.5            | 104.1                     | 107.3   | 122.8            | 2533.70                   |
| 武陟县 Wuzhi                    | 156252  | 71703            | 68903                     | 82688   | 103.5            | 99.8                      | 99.8  | 105.8            | 2552.71                   |
| 温县 Wenxian                   | 102398  | 78586            | 67356                     | 23251   | 101.8            | 99.3                      | 102.3   | 109.0            | 2601.00                   |
| 孟州市 Mengzhou                 | 76881   | 60665            | 46613                     | 14918   | 104.5            | 102.1                     | 103.1   | 117.7            | 2553.06                   |
| <b>濮阳市</b> <b>Puyang</b>     |   |                  |                           |   |                  |                           |   |                  |                           |
| 清丰县 Qingfeng                 | 205923  | 139650           | 117020                    | 64204   | 107.5            | 103.7                     | 104.7   | 115.7            | 2056.01                   |
| 南乐县 Manle                    | 153500  | 95658            | 89000                     | 55509   | 110.6            | 103.9                     | 110.6   | 121.5            | 1979.27                   |
| 范县 Fanxian                   | 79663   | 43348            | 34987                     | 32242   | 107.3            | 103.0                     | 101.1   | 114.3            | 1525.66                   |
| 台前县 Taiqian                  | 64855   | 26611            | 25406                     | 35401   | 109.9            | 103.6                     | 103.1   | 115.1            | 1543.77                   |
| 濮阳县 Puyang                   | 217379  | 148422           | 120844                    | 65779   | 107.8            | 100.9                     | 93.7  | 124.4            | 1750.53                   |
| <b>许昌市</b> <b>Xuchang</b>    |   |                  |                           |   |                  |                           |   |                  |                           |
| 禹州市 Yuzhou                   | 209717  | 126695           | 97148                     | 71613   | 103.0            | 100.3                     | 103.4   | 107.4            | 2631.28                   |
| 长葛市 Changge                  | 201741  | 119146           | 89455                     | 64963   | 106.5            | 103.7                     | 104.4   | 110.8            | 2670.59                   |
| 许昌县 Xuchang                  | 225178  | 146472           | 122304                    | 73369   | 106.5            | 102.1                     | 101.2   | 111.8            | 2465.24                   |
| 鄢陵县 Yanling                  | 238876  | 167196           | 159196                    | 64029   | 107.0            | 106.3                     | 104.0   | 110.8            | 2664.12                   |
| 襄城县 Xiangcheng               | 182361  | 125900           | 119925                    | 52306   | 107.3            | 103.8                     | 103.7   | 114.9            | 2103.03                   |
| <b>漯河市</b> <b>Luohe</b>      |   |                  |                           |   |                  |                           |   |                  |                           |
| 舞阳县 Wuyang                   | 100633  | 58323            | 47963                     | 41026   | 70.6             | 72.7                      | 70.0  | 84.8             | 1333.23                   |
| 临颖县 Linying                  | 223151  | 162825           | 156275                    | 57469   | 107.5            | 105.9                     | 110.8   | 113.0            | 2653.50                   |
| 郾城县 Yancheng                 | 304537  | 197464           | 146910                    | 105423  | 106.1            | 95.2                      | 95.6  | 130.1            | 2648.71                   |
| <b>三门峡市</b> <b>Sanmenxia</b> |   |                  |                           |   |                  |                           |   |                  |                           |
| 义马市 Yima                     | 5115  | 3447             | 3167                      | 1415  | 107.8            | 108.4                     | 115.5   | 108.9            | 2474.04                   |
| 灵宝市 Lingbao                  | 153973  | 133407           | 126357                    | 14666   | 106.7            | 107.4                     | 107.0   | 103.1            | 2344.53                   |
| 渑池县 Mianchi                  | 82481   | 50560            | 49322                     | 28730   | 114.1            | 118.0                     | 119.0   | 107.7            | 2204.32                   |
| 陕县 Shanxian                  | 62297   | 45904            | 44193                     | 13256   | 114.9            | 116.2                     | 118.5   | 110.2            | 2170.37                   |
| 卢氏县 Lushi                    | 63188   | 48624            | 43772                     | 8102  | 115.2            | 125.3                     | 131.0   | 111.4            | 1698.42                   |
| <b>南阳市</b> <b>Nanyang</b>    |   |                  |                           |   |                  |                           |   |                  |                           |
| 邓州市 Dengzhou                 | 414634  | 289312           | 274024                    | 120014  | 108.1            | 109.1                     | 109.4   | 105.4            | 1989.39                   |
| 南召县 Nanzhao                  | 96001   | 44474            | 37138                     | 37470   | 108.2            | 119.2                     | 122.9   | 103.1            | 1460.78                   |
| 方城县 Fangcheng                | 220414  | 139838           | 134405                    | 75073   | 108.6            | 108.7                     | 109.2   | 108.5            | 1900.56                   |
| 西峡县 Xixia                    | 125016  | 77377            | 68233                     | 31629   | 108.3            | 115.2                     | 116.6   | 106.1            | 1938.35                   |
| 镇平县 Zhenping                 | 230847  | 157541           | 121864                    | 65357   | 106.9            | 102.1                     | 101.4   | 116.0            | 2191.58                   |
| 内乡县 Neixiang                 | 161367  | 91926            | 81634                     | 57497   | 108.3            | 108.5                     | 108.8   | 104.4            | 1976.16                   |
| 淅川县 Xichuan                  | 162584  | 101044           | 82397                     | 47890   | 102.3            | 100.2                     | 97.6  | 103.4            | 1369.42                   |
| 社旗县 Sheqi                    | 147217  | 92465            | 75984                     | 53188   | 88.0             | 92.6                      | 90.2  | 80.9             | 1477.48                   |

21-6 续表2 continued

| 县 市<br>County<br>and city | 农林牧渔<br>业总产值<br>(万元)<br>Gross Output<br>Value of Farming<br>Forestry, Animal<br>Husbandry<br>and Fishery<br>(10 000 yuan) | 农林牧渔业总<br>产值指数<br>(以上年为100)<br>Indices of Gross<br>Output of<br>Farming, Forestry,<br>Animal Husbandry<br>and Fishery (prece-<br>ding year=100) |                  |                           | 农民人均<br>纯收入<br>(元)<br>Per Capita<br>Net Income<br>of Rural<br>Residents<br><br>(yuan) |       |       |       |         |
|---------------------------|---|---|------------------|---------------------------|---|-------|-------|-------|---------|
|                           |   | #农 业<br>Farming   | #种植业<br>Planting | #牧 业<br>Animal<br>Farming |   |       |       |       |         |
| 唐 河 县 Tanghe              | 371218  | 243635  | 238522           | 119129                    | 108.0   | 105.0 | 105.0 | 113.9 | 2097.44 |
| 新 野 县 Xinye               | 230036  | 155220  | 147283           | 68871                     | 96.0  | 89.6  | 89.3  | 110.3 | 1960.16 |
| 桐 柏 县 Tongbai             | 126106  | 59797   | 54819            | 36569                     | 116.4   | 117.6 | 129.1 | 116.9 | 1365.39 |
| <b>商丘市 Shangqiu</b>       |   |   |                  |                           |   |       |       |       |         |
| 虞 城 县 Yucheng             | 277696  | 201340  | 195583           | 70994                     | 108.4   | 107.5 | 107.6 | 113.9 | 1447.73 |
| 民 权 县 Minquan             | 217236  | 153165  | 145065           | 56751                     | 106.4   | 105.7 | 105.7 | 109.5 | 1456.29 |
| 宁 陵 县 Ningling            | 125520  | 91906   | 90990            | 29978                     | 106.7   | 108.4 | 108.5 | 122.4 | 1691.08 |
| 睢 县 Suixian               | 229705  | 155975  | 147374           | 60662                     | 111.0   | 107.2 | 107.7 | 131.7 | 1573.00 |
| 夏 邑 县 Xiayi               | 260626  | 167182  | 159582           | 88841                     | 116.2   | 119.9 | 120.4 | 112.6 | 1946.24 |
| 柘 城 县 Zhecheng            | 208128  | 154597  | 145597           | 49304                     | 95.5  | 96.6  | 93.6  | 91.3  | 1875.67 |
| 永 城 市 Yongcheng           | 377493  | 273031  | 260031           | 96203                     | 113.2   | 113.6 | 113.3 | 114.0 | 1863.17 |
| <b>信阳市 Xinyang</b>        |   |   |                  |                           |   |       |       |       |         |
| 息 县 Xixian                | 158701  | 106934  | 98443            | 42287                     | 108.1   | 114.0 | 112.9 | 95.9  | 1749.09 |
| 淮 滨 县 Huaibin             | 116361  | 75027   | 70367            | 34726                     | 119.2   | 123.6 | 125.4 | 107.8 | 1520.12 |
| 潢 川 县 Huangchuan          | 194481  | 105661  | 96528            | 72910                     | 110.5   | 105.6 | 104.6 | 117.0 | 2005.93 |
| 光 山 县 Guangshan           | 137291  | 83574   | 77568            | 43723                     | 106.1   | 104.5 | 106.1 | 110.5 | 1888.04 |
| 固 始 县 Gushi               | 286251  | 166027  | 144997           | 101250                    | 109.3   | 105.0 | 99.8  | 116.3 | 1828.37 |
| 商 城 县 Shangcheng          | 150059  | 70140   | 57464            | 52981                     | 107.8   | 104.5 | 102.7 | 110.9 | 1851.47 |
| 罗 山 县 Luoshan             | 162756  | 95624   | 81979            | 43041                     | 109.6   | 115.3 | 112.5 | 105.5 | 2029.91 |
| 新 县 Xinxian               | 94142   | 35056   | 30152            | 20068                     | 110.5   | 104.9 | 103.7 | 107.4 | 2177.79 |
| <b>周口市 Zhoukou</b>        |   |   |                  |                           |   |       |       |       |         |
| 项 城 市 Xiangcheng          | 217973  | 158097  | 153757           | 51885                     | 107.6   | 115.4 | 122.6 | 91.5  | 2028.17 |
| 扶 沟 县 Fugou               | 228552  | 190044  | 186894           | 35302                     | 95.7  | 92.9  | 92.8  | 108.9 | 1978.10 |
| 西 华 县 Xihua               | 254389  | 184331  | 176600           | 62934                     | 106.3   | 104.2 | 104.0 | 112.9 | 2097.30 |
| 商 水 县 Shangshui           | 226508  | 162320  | 151900           | 56001                     | 107.0   | 110.9 | 110.2 | 98.1  | 1979.20 |
| 太 康 县 Taikang             | 308109  | 205639  | 202197           | 93015                     | 99.6  | 97.5  | 97.4  | 105.1 | 1917.00 |
| 鹿 邑 县 Luyi                | 246191  | 189500  | 179202           | 50072                     | 117.0   | 122.0 | 123.1 | 100.3 | 1916.60 |
| 郸 城 县 Dancheng            | 262460  | 221045  | 218176           | 36318                     | 106.3   | 116.2 | 116.3 | 71.9  | 1814.65 |
| 淮 阳 县 Huaiyang            | 318657  | 220926  | 217768           | 87084                     | 108.5   | 108.1 | 108.1 | 108.5 | 1661.74 |
| 沈 丘 县 Shenqiu             | 184173  | 112231  | 104358           | 66686                     | 109.8   | 107.6 | 107.8 | 113.4 | 1904.36 |
| <b>驻马店市 Zhumadian</b>     |   |   |                  |                           |   |       |       |       |         |
| 确 山 县 Queshan             | 138681  | 73732   | 72102            | 58169                     | 108.5   | 108.6 | 109.0 | 109.1 | 1886.07 |
| 泌 阳 县 Beiyang             | 187809  | 111572  | 102675           | 62015                     | 106.8   | 107.8 | 108.0 | 106.5 | 1955.52 |
| 遂 平 县 Suiping             | 161511  | 70951   | 65751            | 88103                     | 105.1   | 99.2  | 98.5  | 109.4 | 2118.60 |
| 西 平 县 Xiping              | 208697  | 109768  | 103435           | 96312                     | 99.8  | 88.1  | 86.8  | 114.4 | 1818.94 |
| 上 蔡 县 Shangcai            | 167769  | 124967  | 113393           | 39446                     | 104.8   | 102.0 | 101.5 | 111.7 | 2004.55 |
| 汝 南 县 Runan               | 184564  | 103514  | 97394            | 76143                     | 103.1   | 100.6 | 100.1 | 106.8 | 1912.49 |
| 平 舆 县 Pingyu              | 150865  | 97180   | 86511            | 48283                     | 95.8  | 86.3  | 83.5  | 116.0 | 1732.90 |
| 新 蔡 县 Xincai              | 200820  | 118694  | 116488           | 78486                     | 104.5   | 100.1 | 100.0 | 111.1 | 1733.35 |
| 正 阳 县 Zhengyang           | 221620  | 146136  | 143442           | 72595                     | 110.2   | 104.2 | 104.2 | 122.5 | 2052.39 |
| <b>济源市 Jiyuan</b>         |   |   |                  |                           |   |       |       |       |         |
| 济 源 市 Jiyuan              | 136643  | 92955   | 47478            | 33779                     | 106.3   | 103.8 | 102.9 | 106.2 | 2425.44 |

注：农林牧渔业总产值按当年价格计算，指数按可比价格计算。

a) Gross output value of farming forestry, animal husbandry and fishery are calculated at current prices. The indices are calculated at comparable prices.

## 21-7 各县(市)主要农作物播种面积和产量(2000年)

## Sown Area and Output of Major Farm Products by County and City (2000)

| 县 市         | County<br>and city  | 总播种<br>面积<br>(千公顷)<br>Total Sown<br>Area<br>(1 000<br>hectares) | 粮食产量         |               |                                 | 粮食产量<br>(吨)<br>Output of<br>Grain<br>(ton) | #小麦<br>Wheat | 棉花产量<br>(吨)<br>Output of<br>Cotton<br>(ton) | 油料产量<br>(吨)<br>Output of<br>Oil-bearing<br>Crops<br>(ton) | 水果产量<br>(吨)<br>Output of<br>Fruits<br>(ton) |
|-------------|---------------------|---|--------------|---------------|---------------------------------|--|--------------|---|---|---|
|             |                     |   | #粮食<br>Grain | #棉花<br>Cotton | #油料<br>Oil-<br>bearing<br>Crops |  |              |   |   |   |
| <b>郑州市</b>  | <b>Zhengzhou</b>    |   |              |               |                                 |  |              |   |   |   |
| 巩义市         | Gongyi              | 64.55   | 58.09        | 0.70          | 3.63                            | 169022                                     | 70192        | 373   | 4612  | 24214                                       |
| 荥阳市         | Xingyang            | 76.73   | 63.15        | 0.55          | 5.72                            | 255333                                     | 130598       | 418   | 14197   | 26657                                       |
| 新郑市         | Xinzheng            | 75.29   | 54.09        | 0.28          | 12.35                           | 252378                                     | 136577       | 177   | 37475   | 42152                                       |
| 登封市         | Dengfeng            | 60.08   | 50.92        | 0.69          | 3.39                            | 160091                                     | 53058        | 569   | 5146  | 23428                                       |
| 新密市         | Xinmi               | 72.05   | 62.36        | 0.11          | 3.89                            | 192536                                     | 68093        | 139   | 7978  | 11690                                       |
| 中牟县         | Zhongmu             | 122.83  | 69.50        | 3.15          | 19.18                           | 359098                                     | 193096       | 4097  | 69289   | 34268                                       |
| <b>开封市</b>  | <b>Kaifeng</b>      |   |              |               |                                 |  |              |   |   |   |
| 杞县          | Qixian              | 174.94  | 89.95        | 26.43         | 19.13                           | 450139                                     | 324385       | 30398                                       | 83724   | 15711                                       |
| 通许县         | Tongxu              | 103.76  | 48.19        | 10.26         | 9.62                            | 248225                                     | 190370       | 11235                                       | 39968   | 24310                                       |
| 尉氏县         | Weishi              | 146.00  | 87.56        | 20.41         | 19.00                           | 413332                                     | 289110       | 22103                                       | 62564   | 37540                                       |
| 开封县         | Kaifeng             | 143.81  | 83.06        | 7.52          | 31.91                           | 448947                                     | 311453       | 9433  | 103562  | 55060                                       |
| 兰考县         | Lankao              | 125.54  | 82.30        | 10.71         | 21.79                           | 401848                                     | 263524       | 9158  | 75953   | 52355                                       |
| <b>洛阳市</b>  | <b>Luoyang</b>      |   |              |               |                                 |  |              |   |   |   |
| 偃师市         | Yanshi              | 82.22   | 69.38        | 0.84          | 4.00                            | 365441                                     | 185950       | 696   | 7579  | 23301                                       |
| 孟津县         | Mengjin             | 57.90   | 50.34        | 0.37          | 3.99                            | 187312                                     | 91991        | 146   | 8054  | 11837                                       |
| 新安县         | Xinan               | 61.26   | 55.90        | 0.33          | 1.60                            | 189029                                     | 73767        | 199   | 2777  | 13015                                       |
| 栾川县         | Luanchuan           | 21.29   | 18.42        | 0.04          | 0.22                            | 62743                                      | 14714        | 38  | 427   | 8083  |
| 嵩县          | Songxian            | 54.20   | 45.52        | 0.48          | 4.58                            | 138473                                     | 36675        | 286   | 6687  | 8078  |
| 汝阳县         | Ruyang              | 43.16   | 36.19        | 0.35          | 3.79                            | 129578                                     | 40838        | 278   | 7629  | 4763  |
| 宜阳县         | Yiyang              | 97.31   | 76.95        | 1.00          | 9.41                            | 294572                                     | 100298       | 605   | 20189   | 21965                                       |
| 洛宁县         | Luoning             | 65.76   | 55.74        | 0.22          | 3.36                            | 195612                                     | 92511        | 146   | 3893  | 39254                                       |
| 伊川县         | Yichuan             | 84.94   | 73.31        | 1.42          | 3.39                            | 304344                                     | 97276        | 2807  | 4588  | 6250  |
| <b>平顶山市</b> | <b>Pingdingshan</b> |   |              |               |                                 |  |              |   |   |   |
| 汝州市         | Ruzhou              | 101.67  | 85.65        | 2.17          | 7.07                            | 313206                                     | 139433       | 1416  | 11463   | 12479                                       |
| 舞钢市         | Wugang              | 38.95   | 31.80        | 0.65          | 2.48                            | 97623                                      | 37808        | 581   | 2860  | 2353  |
| 宝丰县         | Baofeng             | 64.99   | 51.06        | 0.39          | 4.62                            | 166267                                     | 76241        | 294   | 6474  | 3782  |
| 叶县          | Yexian              | 128.11  | 105.22       | 0.24          | 11.59                           | 382585                                     | 179699       | 183   | 22944   | 4614  |
| 鲁山县         | Lushan              | 67.04   | 55.65        | 0.03          | 5.17                            | 149684                                     | 66668        | 27  | 9755  | 6826  |
| 郟县          | Jiexian             | 76.78   | 54.22        | 0.28          | 5.10                            | 244393                                     | 119736       | 310   | 10535   | 2721  |
| <b>安阳市</b>  | <b>Anyang</b>       |   |              |               |                                 |  |              |   |   |   |
| 林州市         | Linzhou             | 85.63   | 76.04        | 2.61          | 2.46                            | 229434                                     | 102732       | 1509  | 2983  | 48060                                       |
| 安阳县         | Anyang              | 136.74  | 94.72        | 10.08         | 9.79                            | 442331                                     | 263124       | 4846  | 24229   | 30453                                       |
| 汤阴县         | Tangyin             | 77.75   | 49.70        | 6.44          | 4.09                            | 279058                                     | 158773       | 7783  | 12918   | 2537  |
| 滑县          | Huaxian             | 222.70  | 144.02       | 11.04         | 46.84                           | 876255                                     | 620698       | 11853                                       | 194599  | 63205                                       |
| 内黄县         | Neihuang            | 116.73  | 61.58        | 7.16          | 19.38                           | 320418                                     | 249474       | 9667  | 76407   | 150800                                      |
| <b>鹤壁市</b>  | <b>Hebi</b>         |   |              |               |                                 |  |              |   |   |   |
| 浚县          | Xunxian             | 118.32  | 97.04        | 1.13          | 14.21                           | 560015                                     | 327248       | 843   | 50663   | 30970                                       |
| 淇县          | Qixian              | 39.19   | 36.03        | 0.13          | 1.52                            | 194341                                     | 106481       | 88  | 3594  | 1931  |
| <b>新乡市</b>  | <b>Xinxiang</b>     |   |              |               |                                 |  |              |   |   |   |
| 卫辉市         | Weihui              | 67.20   | 54.30        | 3.75          | 4.55                            | 258712                                     | 154350       | 2621  | 10057   | 3484  |

21-7 续表1 continued

| 县市<br>County<br>and city | 总播种<br>面积<br>(千公顷)<br>Total Sown<br>Area<br>(1 000<br>hectares) | 粮食产量         |               |                                 | 粮食产量<br>(吨)<br>Output of<br>Grain<br>(ton) | #小麦<br>Wheat | 棉花产量<br>(吨)<br>Output of<br>Cotton<br>(ton) | 油料产量<br>(吨)<br>Output of<br>Oil-bearing<br>Crops<br>(ton) | 水果产量<br>(吨)<br>Output of<br>Fruits<br>(ton) |
|--------------------------|---|--------------|---------------|---------------------------------|--|--------------|---|---|---|
|                          |   | #粮食<br>Grain | #棉花<br>Cotton | #油料<br>Oil-<br>bearing<br>Crops |  |              |   |   |   |
| 辉县市 Huixian              | 101.95  | 84.45        | 0.32          | 8.59                            | 425191                                     | 225528       | 194   | 16645   | 12786                                       |
| 新乡县 Xinxiang             | 55.59   | 42.30        | 2.46          | 5.23                            | 248038                                     | 135164       | 2676  | 20527   | 6782  |
| 获嘉县 Huojia               | 48.18   | 41.12        | 1.14          | 1.19                            | 309577                                     | 137682       | 1053  | 3750  | 9202  |
| 原阳县 Yuanyang             | 93.82   | 75.62        | 1.96          | 12.63                           | 450626                                     | 257159       | 1714  | 45939   | 19223                                       |
| 延津县 Yanjin               | 84.70   | 47.62        | 7.84          | 20.04                           | 258809                                     | 191804       | 4985  | 54594   | 4329  |
| 封丘县 Fengqiu              | 113.07  | 82.29        | 5.97          | 17.44                           | 510239                                     | 305151       | 5331  | 57453   | 7547  |
| 长垣县 Changyuan            | 109.15  | 85.73        | 1.39          | 16.09                           | 425778                                     | 276720       | 1366  | 56181   | 4027  |
| <b>焦作市 Jiaozuo</b>       |   |              |               |                                 |  |              |   |   |   |
| 沁阳市 Qinyang              | 50.59   | 43.42        | 0.29          | 1.78                            | 315647                                     | 157387       | 507   | 4363  | 1942  |
| 修武县 Xiuwu                | 36.20   | 24.99        | 1.67          | 2.91                            | 162705                                     | 96237        | 1600  | 9393  | 8456  |
| 博爱县 Boai                 | 38.40   | 26.84        | 0.27          | 0.38                            | 217358                                     | 102329       | 341   | 1378  | 10307                                       |
| 武陟县 Wuzhi                | 65.71   | 52.52        | 0.86          | 6.16                            | 421722                                     | 204436       | 1116  | 25414   | 13402                                       |
| 温县 Wenxian               | 44.14   | 31.88        | 0.62          | 3.23                            | 242579                                     | 117197       | 806   | 10565   | 11468                                       |
| 孟州市 Mengzhou             | 41.10   | 30.37        | 0.90          | 6.14                            | 221158                                     | 115776       | 1107  | 17572   | 103602                                      |
| <b>濮阳市 Puyang</b>        |   |              |               |                                 |  |              |   |   |   |
| 清丰县 Qingfeng             | 106.99  | 69.86        | 6.36          | 16.72                           | 467415                                     | 280587       | 6643  | 72187   | 28925                                       |
| 南乐县 Manle                | 75.29   | 53.38        | 3.93          | 7.76                            | 367762                                     | 195350       | 4266  | 41497   | 101186                                      |
| 范县 Fanxian               | 56.8  | 50.68        | 1.02          | 1.81                            | 241985                                     | 129655       | 1050  | 4958  | 1690  |
| 台前县 Taiqian              | 33.99   | 29.96        | 0.06          | 1.94                            | 145485                                     | 88150        | 59  | 7001  | 7620  |
| 濮阳县 Puyang               | 162.43  | 130.63       | 8.33          | 10.81                           | 670320                                     | 434311       | 6028  | 29098   | 7508  |
| <b>许昌市 Xuchang</b>       |   |              |               |                                 |  |              |   |   |   |
| 禹州市 Yuzhou               | 131.02  | 107.36       | 1.81          | 5.51                            | 518332                                     | 218754       | 1932  | 11351   | 19595                                       |
| 长葛市 Changge              | 81.61   | 61.31        | 2.24          | 8.34                            | 439170                                     | 229894       | 2358  | 27783   | 1091  |
| 许昌县 Xuchang              | 125.62  | 96.25        | 5.71          | 10.14                           | 620709                                     | 315306       | 6010  | 29415   | 5925  |
| 鄢陵县 Yanling              | 118.85  | 68.89        | 24.49         | 5.99                            | 416005                                     | 255944       | 21799                                       | 19419   | 10123                                       |
| 襄城县 Xiangcheng           | 109.41  | 78.57        | 0.56          | 4.53                            | 453018                                     | 212093       | 472   | 10382   | 11989                                       |
| <b>漯河市 Luohe</b>         |   |              |               |                                 |  |              |   |   |   |
| 舞阳县 Wuyang               | 96.15   | 74.74        | 4.35          | 5.85                            | 209427                                     | 172343       | 2622  | 8705  | 12308                                       |
| 临颖县 Linying              | 125.31  | 65.78        | 10.45         | 6.38                            | 340929                                     | 208396       | 11128                                       | 20181   | 6796  |
| 郾城县 Yancheng             | 146.16  | 105.89       | 5.77          | 9.36                            | 522884                                     | 297908       | 6498  | 24973   | 69236                                       |
| <b>三门峡市 Sanmenxia</b>    |   |              |               |                                 |  |              |   |   |   |
| 义马市 Yima                 | 4.28  | 3.26         | 0.03          | 0.11                            | 10456                                      | 5800         | 20  | 151   | 1293  |
| 灵宝市 Lingbao              | 81.95   | 59.44        | 2.10          | 6.56                            | 174143                                     | 89119        | 1387  | 13265   | 560531                                      |
| 渑池县 Mianchi              | 58.61   | 45.15        | 0.36          | 3.64                            | 160991                                     | 85231        | 325   | 7943  | 100298                                      |
| 陕县 Shanxian              | 48.47   | 38.41        | 0.57          | 2.20                            | 112966                                     | 57284        | 298   | 2676  | 153107                                      |
| 卢氏县 Lushi                | 45.99   | 34.95        | 0.12          | 0.29                            | 83266                                      | 37261        | 101   | 266   | 31281                                       |
| <b>南阳市 Nanyang</b>       |   |              |               |                                 |  |              |   |   |   |
| 邓州市 Dengzhou             | 279.21  | 141.08       | 29.59         | 32.38                           | 548380                                     | 405666       | 22550                                       | 84388   | 24316                                       |
| 南召县 Nanzhao              | 49.01   | 36.69        |               | 7.60                            | 156124                                     | 42538        |   | 23848   | 9026  |
| 方城县 Fangcheng            | 184.27  | 110.31       | 6.67          | 38.42                           | 334006                                     | 147003       | 6763  | 98051   | 14482                                       |
| 西峡县 Xixia                | 37.46   | 29.83        | 0.01          | 1.27                            | 101616                                     | 37642        | 8   | 2295  | 16250                                       |
| 镇平县 Zhenping             | 135.92  | 93.71        | 7.40          | 17.85                           | 354223                                     | 185990       | 7114  | 54567   | 6345  |
| 内乡县 Neixiang             | 82.93   | 45.86        | 2.28          | 5.60                            | 182609                                     | 86209        | 2071  | 10735   | 12634                                       |

21-7 续表2 continued

| 县市<br>County<br>and city | 总播种<br>面积<br>(千公顷)<br>Total Sown<br>Area<br>(1 000<br>hectares) | 粮食产量         |               |                                 | 粮食产量<br>(吨)<br>Output of<br>Grain<br>(ton) | #小麦<br>(吨)<br>Wheat<br>(ton) | 棉花产量<br>(吨)<br>Output of<br>Cotton<br>(ton) | 油料产量<br>(吨)<br>Output of<br>Oil-bearing<br>Crops<br>(ton) | 水果产量<br>(吨)<br>Output of<br>Fruits<br>(ton) |
|--------------------------|---|--------------|---------------|---------------------------------|--|------------------------------|---|---|---|
|                          |   | #粮食<br>Grain | #棉花<br>Cotton | #油料<br>Oil-<br>bearing<br>Crops |  |                              |   |   |   |
| 淅川县 Xichuan              | 103.59  | 61.39        | 0.10          | 9.37                            | 198745                                     | 85695                        | 132   | 13605   | 21375                                       |
| 社旗县 Sheqi                | 129.48  | 89.47        | 12.06         | 12.62                           | 289102                                     | 143820                       | 9133  | 15431   | 2413  |
| 唐河县 Tanghe               | 278.31  | 167.17       | 25.78         | 33.92                           | 676637                                     | 339183                       | 22699                                       | 100047  | 55125                                       |
| 新野县 Xinye                | 132.86  | 54.08        | 24.60         | 16.08                           | 216195                                     | 170495                       | 17161                                       | 37821   | 11201                                       |
| 桐柏县 Tongbai              | 72.29   | 45.73        | 0.81          | 19.87                           | 188984                                     | 52310                        | 602   | 50198   | 8389  |
| <b>商丘市 Shangqiu</b>      |   |              |               |                                 |  |                              |   |   |   |
| 虞城县 Yucheng              | 191.25  | 127.56       | 20.03         | 15.02                           | 582859                                     | 331479                       | 23131                                       | 49525   | 217602                                      |
| 民权县 Minquan              | 135.35  | 72.98        | 27.36         | 19.93                           | 368224                                     | 290272                       | 31614                                       | 80629   | 130587                                      |
| 宁陵县 Ningling             | 87.66   | 48.02        | 12.46         | 13.92                           | 236760                                     | 187438                       | 14460                                       | 58704   | 37023                                       |
| 睢县 Suixian               | 129.76  | 72.90        | 13.58         | 16.82                           | 437746                                     | 288507                       | 15023                                       | 58680   | 19452                                       |
| 夏邑县 Xiayi                | 164.74  | 124.36       | 11.28         | 8.80                            | 624518                                     | 330958                       | 12606                                       | 26037   | 222867                                      |
| 柘城县 Zhecheng             | 135.26  | 73.26        | 16.38         | 5.91                            | 376850                                     | 289434                       | 21538                                       | 18403   | 11045                                       |
| 永城市 Yongcheng            | 221.96  | 150.56       | 13.62         | 13.74                           | 770563                                     | 427284                       | 16899                                       | 43092   | 185641                                      |
| <b>信阳市 Xinyang</b>       |   |              |               |                                 |  |                              |   |   |   |
| 息县 Xixian                | 181.31  | 129.61       | 7.03          | 28.74                           | 531558                                     | 234015                       | 6048  | 52753   | 2850  |
| 淮滨县 Huaibin              | 105.53  | 74.82        | 3.63          | 15.24                           | 335725                                     | 135135                       | 3622  | 28545   | 2689  |
| 潢川县 Huangchuan           | 108.6   | 79.35        | 0.79          | 14.20                           | 433219                                     | 85371                        | 662   | 13049   | 2098  |
| 光山县 Guangshan            | 100.03  | 65.56        | 3.29          | 18.70                           | 370146                                     | 58438                        | 2465  | 18275   | 3514  |
| 固始县 Gushi                | 194.7   | 127.28       | 3.23          | 35.12                           | 717697                                     | 126477                       | 1993  | 42403   | 13213                                       |
| 商城县 Shangcheng           | 69.63   | 51.19        | 1.35          | 6.39                            | 285162                                     | 46516                        | 1454  | 8695  | 2667  |
| 罗山县 Luoshan              | 115.43  | 73.50        | 2.38          | 18.77                           | 414728                                     | 57044                        | 1200  | 17463   | 3059  |
| 新县 Xinxian               | 28.02   | 17.81        | 0.17          | 5.36                            | 99530                                      | 11044                        | 164   | 8190  | 1290  |
| <b>周口市 Zhoukou</b>       |   |              |               |                                 |  |                              |   |   |   |
| 项城市 Xiangcheng           | 135.72  | 90.84        | 5.52          | 13.35                           | 492635                                     | 325824                       | 6106  | 18276   | 8202  |
| 扶沟县 Fugou                | 144.04  | 65.26        | 41.81         | 10.16                           | 366133                                     | 310892                       | 34816                                       | 41818   | 14456                                       |
| 西华县 Xihua                | 154.1   | 85.31        | 30.72         | 14.86                           | 435297                                     | 321013                       | 27816                                       | 47279   | 73440                                       |
| 商水县 Shangshui            | 189.06  | 135.70       | 9.35          | 20.37                           | 677957                                     | 463611                       | 9734  | 46647   | 7237  |
| 太康县 Taikang              | 209.48  | 129.22       | 54.12         | 9.39                            | 729821                                     | 536051                       | 40429                                       | 33596   | 67702                                       |
| 鹿邑县 Luyi                 | 164.41  | 114.01       | 21.45         | 7.32                            | 606353                                     | 394092                       | 34594                                       | 18021   | 6635  |
| 郸城县 Dancheng             | 206.33  | 142.84       | 23.96         | 8.82                            | 776519                                     | 479647                       | 35721                                       | 24624   | 24350                                       |
| 淮阳县 Huaiyang             | 200.04  | 105.77       | 22.32         | 34.50                           | 556858                                     | 404161                       | 23939                                       | 127777  | 17891                                       |
| 沈丘县 Shenqiu              | 135.58  | 107.72       | 7.43          | 9.57                            | 573344                                     | 334386                       | 7142  | 18854   | 4616  |
| <b>驻马店市 Zhumadian</b>    |   |              |               |                                 |  |                              |   |   |   |
| 确山县 Queshan              | 147.69  | 100.50       | 0.18          | 36.92                           | 357393                                     | 171932                       | 116   | 88795   | 3495  |
| 泌阳县 Beiyang              | 172.02  | 112.96       | 7.29          | 39.38                           | 291668                                     | 157589                       | 4296  | 59975   | 14566                                       |
| 遂平县 Suiping              | 129.53  | 101.64       | 1.36          | 17.81                           | 409784                                     | 219284                       | 941   | 27960   | 1486  |
| 西平县 Xiping               | 145.47  | 109.24       | 0.56          | 12.60                           | 376162                                     | 234938                       | 205   | 19110   | 11777                                       |
| 上蔡县 Shangcai             | 190.12  | 140.38       | 3.61          | 27.66                           | 565581                                     | 367648                       | 2560  | 37886   | 9770  |
| 汝南县 Runan                | 164.97  | 99.45        | 4.49          | 44.27                           | 386400                                     | 268713                       | 2671  | 104783  | 3066  |
| 平舆县 Pingyu               | 148.79  | 89.29        | 1.23          | 38.17                           | 369627                                     | 290411                       | 559   | 33303   | 3540  |
| 新蔡县 Xincai               | 179.82  | 116.57       | 14.77         | 30.45                           | 455082                                     | 311335                       | 13639                                       | 32247   | 1514  |
| 正阳县 Zhengyang            | 207.16  | 113.28       | 1.20          | 76.26                           | 429755                                     | 250478                       | 910   | 273707  | 3725  |
| <b>济源市 Ji yuan</b>       |   |              |               |                                 |  |                              |   |   |   |
| 济源市 Ji yuan              | 59.36   | 48.45        | 0.47          | 3.95                            | 239028                                     | 120702                       | 298   | 7809  | 23265                                       |

## 21-8 各县(市)牧渔业生产情况 (2000年)

## Statistics on Animal Husbandry and Fishery by County and City (2000)

| 县 市<br>County<br>and city | 肉类产量<br>(吨)<br>Output<br>of Meat<br>(ton) |             |               | 大牲畜<br>年底头数<br>(万头)<br>Large<br>Animals<br>(year-end)<br>(10 000<br>heads) | #役畜<br>Drough | 猪年底<br>头数<br>(万头)<br>Hogs<br>(year-end)<br>(10 000<br>heads) | 禽蛋产量<br>(吨)<br>Poultry<br>Eggs<br>(ton) | 水产品<br>产量<br>(吨)<br>Output of<br>Aquatic<br>Products<br>(ton) |       |
|---------------------------|---|-------------|---------------|--|---------------|--|---|---|-------|
|                           | #猪肉<br>Pork                               | #牛肉<br>Beef | #羊肉<br>Mutton |  |               |  |   |   |       |
| <b>郑州市 Zhengzhou</b>      |   |             |               |  |               |  |   |   |       |
| 巩义市 Gongyi                | 15221                                     | 9760        | 1571          | 676  | 4.35          | 1.89   | 12.52                                   | 10522   | 785   |
| 荥阳市 Xingyang              | 29340                                     | 20907       | 1192          | 1098   | 2.77          | 1.56   | 23.21                                   | 35379   | 860   |
| 新郑市 Xinzheng              | 25884                                     | 18938       | 1152          | 619  | 4.53          | 2.46   | 24.48                                   | 21155   | 304   |
| 登封市 Dengfeng              | 23625                                     | 17220       | 3130          | 601  | 7.60          | 5.70   | 19.72                                   | 12381   | 580   |
| 新密市 Xinmi                 | 21654                                     | 16477       | 1150          | 762  | 2.90          | 2.28   | 19.07                                   | 15093   | 553   |
| 中牟县 Zhongmu               | 49220                                     | 33624       | 4010          | 4234   | 10.46         | 4.13   | 37.81                                   | 17293   | 12935 |
| <b>开封市 Kaifeng</b>        |   |             |               |  |               |  |   |   |       |
| 杞县 Qixian                 | 85217                                     | 60906       | 7642          | 8778   | 10.45         | 6.41   | 61.99                                   | 32461   | 680   |
| 通许县 Tongxu                | 38140                                     | 27419       | 5139          | 2296   | 5.04          | 2.86   | 30.97                                   | 14234   | 340   |
| 尉氏县 Weishi                | 55831                                     | 41021       | 4613          | 5292   | 8.10          | 5.80   | 48.18                                   | 49614   | 2700  |
| 开封县 Kaifeng               | 45470                                     | 25978       | 8493          | 4337   | 17.64         | 6.93   | 34.77                                   | 29134   | 1950  |
| 兰考县 Lankao                | 44552                                     | 27946       | 5825          | 6352   | 16.84         | 3.18   | 35.40                                   | 27410   | 750   |
| <b>洛阳市 Luoyang</b>        |   |             |               |  |               |  |   |   |       |
| 偃师市 Yanshi                | 31562                                     | 21698       | 3624          | 634  | 7.54          | 6.03   | 25.13                                   | 33000   | 279   |
| 孟津县 Mengjin               | 11983                                     | 9120        | 1620          | 403  | 2.91          | 2.58   | 13.52                                   | 6638  | 3350  |
| 新安县 Xinan                 | 11308                                     | 7797        | 1920          | 470  | 6.03          | 2.93   | 14.61                                   | 9501  | 95    |
| 栾川县 Luanchuan             | 9711                                      | 7106        | 1584          | 433  | 3.07          | 2.50   | 8.13                                    | 4454  | 35    |
| 嵩县 Songxian               | 19752                                     | 11985       | 5400          | 1329   | 11.44         | 6.80   | 17.33                                   | 5648  | 756   |
| 汝阳县 Ruyang                | 16733                                     | 11894       | 2520          | 473  | 6.71          | 5.37   | 15.85                                   | 9075  | 121   |
| 宜阳县 Yiyang                | 17797                                     | 11172       | 4884          | 511  | 9.62          | 6.06   | 19.09                                   | 9582  | 303   |
| 洛宁县 Luoning               | 18877                                     | 10425       | 6218          | 807  | 12.13         | 8.53   | 10.28                                   | 9028  | 300   |
| 伊川县 Yichuan               | 36739                                     | 25254       | 8280          | 819  | 13.56         | 10.39  | 31.00                                   | 11532   | 215   |
| <b>平顶山市 Pingdingshan</b>  |   |             |               |  |               |  |   |   |       |
| 汝州市 Ruzhou                | 65281                                     | 39977       | 12429         | 1924   | 22.53         | 18.17  | 45.86                                   | 39788   | 640   |
| 舞钢市 Wugang                | 23592                                     | 12943       | 5546          | 1597   | 11.00         | 6.21   | 13.99                                   | 1982  | 677   |
| 宝丰县 Baofeng               | 27351                                     | 19681       | 4790          | 608  | 8.45          | 6.39   | 22.82                                   | 10708   | 335   |
| 叶县 Yexian                 | 80435                                     | 50869       | 17917         | 5711   | 21.45         | 20.36  | 54.87                                   | 20043   | 805   |
| 鲁山县 Lushan                | 24906                                     | 20005       | 2856          | 560  | 6.55          | 6.05   | 28.87                                   | 9988  | 1404  |
| 郟县 Jiaxian                | 40008                                     | 20913       | 6283          | 2073   | 10.93         | 9.47   | 25.22                                   | 7905  | 280   |
| <b>安阳市 Anyang</b>         |   |             |               |  |               |  |   |   |       |
| 林州市 Linzhou               | 39976                                     | 27226       | 3548          | 472  | 6.36          | 3.20   | 31.45                                   | 42107   | 430   |
| 安阳县 Anyang                | 26041                                     | 21596       | 662           | 487  | 4.01          | 0.50   | 26.27                                   | 40899   | 355   |
| 汤阴县 Tangyin               | 23199                                     | 7775        | 684           | 930  | 1.79          | 0.90   | 13.19                                   | 13027   | 499   |
| 滑县 Huaxian                | 29162                                     | 18179       | 3216          | 2910   | 9.23          | 2.81   | 29.73                                   | 47414   | 320   |
| 内黄县 Neihuang              | 28135                                     | 20786       | 1608          | 1810   | 7.50          | 5.31   | 35.51                                   | 24500   | 340   |
| <b>鹤壁市 Hebi</b>           |   |             |               |  |               |  |   |   |       |
| 浚县 Xunxian                | 42691                                     | 24775       | 756           | 6677   | 1.23          | 0.69   | 29.90                                   | 22287   | 710   |
| 淇县 Qixian                 | 49672                                     | 21367       | 654           | 257  | 1.67          | 0.54   | 22.82                                   | 35153   | 650   |
| <b>新乡市 Xinxiang</b>       |   |             |               |  |               |  |   |   |       |
| 卫辉市 Weihui                | 37091                                     | 26418       | 1887          | 705  | 4.34          | 1.93   | 22.68                                   | 74362   | 1900  |
| 辉县市 Huixian               | 49447                                     | 37280       | 6503          | 961  | 7.21          | 3.42   | 36.05                                   | 60944   | 605   |



21-8 续表1 continued

| 县 市<br>County<br>and city | 肉类产量                              |               |               | 大 牲 畜<br>年底头数<br>(万头)<br>Large<br>Animals<br>(year-end)<br>(10 000<br>heads) | # 役 畜<br>Drough | 猪 年 底<br>头 数<br>(万头)<br>Hogs<br>(year-end)<br>(10 000<br>heads) | 禽 蛋 产 量<br>(吨)<br>Poultry<br>Eggs<br>(ton) | 水 产 品<br>产 量<br>(吨)<br>Output of<br>Aquatic<br>Products<br>(ton) |                 |
|---------------------------|-----------------------------------|---------------|---------------|--|-----------------|---|--|--|-----------------|
|                           | (吨)<br>Output<br>of Meat<br>(ton) | # 猪 肉<br>Pork | # 牛 肉<br>Beef |  |                 |   |  |  | # 羊 肉<br>Mutton |
| 新 乡 县 Xinxiang            | 21928                             | 16181         | 946           | 232  | 2.62            | 1.98  | 15.13                                      | 30198  | 3500            |
| 获 嘉 县 Huojia              | 24953                             | 20361         | 930           | 253  | 2.26            | 1.79  | 19.70                                      | 16510  | 1500            |
| 原 阳 县 Yuanyang            | 30372                             | 16991         | 5442          | 1810   | 13.30           | 6.89  | 20.43                                      | 33454  | 2857            |
| 延 津 县 Yanjin              | 22643                             | 15023         | 1945          | 1421   | 5.85            | 3.61  | 16.74                                      | 21054  | 2450            |
| 封 丘 县 Fengqiu             | 34535                             | 18227         | 4176          | 5751   | 9.92            | 4.88  | 20.63                                      | 19197  | 1850            |
| 长 垣 县 Changyuan           | 30367                             | 19061         | 3052          | 2330   | 5.84            | 3.35  | 19.80                                      | 23481  | 1380            |
| <b>焦作市 Jiaozuo</b>        |                                   |               |               |  |                 |   |  |  |                 |
| 沁 阳 市 Qinyang             | 18422                             | 11175         | 2738          | 420  | 3.83            | 0.25  | 17.27                                      | 17006  | 280             |
| 修 武 县 Xiuwu               | 28612                             | 19605         | 1515          | 332  | 2.12            |   | 19.45                                      | 43959  | 430             |
| 博 爱 县 Boai                | 16699                             | 10402         | 2502          | 347  | 3.71            | 0.22  | 13.25                                      | 29919  | 115             |
| 武 陟 县 Wuzhi               | 57966                             | 34418         | 3683          | 3080   | 6.16            | 0.67  | 41.68                                      | 61159  | 1420            |
| 温 县 Wenxian               | 17156                             | 13328         | 1321          | 312  | 1.12            | 0.03  | 18.32                                      | 13515  | 100             |
| 孟 州 市 Mengzhou            | 12033                             | 8775          | 1098          | 298  | 1.76            | 0.23  | 10.43                                      | 7616   | 730             |
| <b>濮阳市 Puyang</b>         |                                   |               |               |  |                 |   |  |  |                 |
| 清 丰 县 Qingfeng            | 44218                             | 26166         | 1499          | 2794   | 4.76            | 1.89  | 27.00                                      | 47268  | 1125            |
| 南 乐 县 Manle               | 36051                             | 22248         | 4641          | 993  | 11.33           | 5.13  | 29.00                                      | 42050  | 495             |
| 范 县 Fanxian               | 20512                             | 11828         | 835           | 2855   | 4.88            | 3.81  | 15.42                                      | 19085  | 600             |
| 台 前 县 Taiqian             | 14523                             | 4348          | 216           | 1819   | 1.31            | 0.59  | 5.17                                       | 29409  | 521             |
| 濮 阳 县 Puyang              | 41477                             | 27006         | 1103          | 5662   | 6.98            | 3.50  | 33.43                                      | 43568  | 1508            |
| <b>许昌市 Xuchang</b>        |                                   |               |               |  |                 |   |  |  |                 |
| 禹 州 市 Yuzhou              | 69997                             | 54106         | 4133          | 5301   | 9.37            | 7.05  | 58.50                                      | 20760  | 995             |
| 长 葛 市 Changge             | 55401                             | 47312         | 1522          | 1439   | 2.56            | 0.61  | 35.60                                      | 25160  | 910             |
| 许 昌 县 Xuchang             | 66156                             | 51676         | 6305          | 1784   | 16.58           | 5.87  | 48.30                                      | 26913  | 760             |
| 鄢 陵 县 Yanling             | 61378                             | 40682         | 13441         | 1428   | 20.57           | 13.53   | 34.59                                      | 23678  | 980             |
| 襄 城 县 Xiangcheng          | 41577                             | 29277         | 5004          | 2454   | 18.18           | 11.02   | 36.54                                      | 20625  | 700             |
| <b>漯河市 Luohe</b>          |                                   |               |               |  |                 |   |  |  |                 |
| 舞 阳 县 Wuyang              | 39122                             | 30160         | 2881          | 1957   | 5.86            | 4.60  | 31.50                                      | 6998   | 1100            |
| 临 颍 县 Linying             | 58372                             | 43086         | 3776          | 1086   | 7.64            | 3.69  | 36.63                                      | 26222  | 760             |
| 郾 城 县 Yancheng            | 106458                            | 89346         | 4863          | 1028   | 4.02            | 1.91  | 79.16                                      | 43347  | 1250            |
| <b>三门峡市 Sanmenxia</b>     |                                   |               |               |  |                 |   |  |  |                 |
| 义 马 市 Yima                | 1424                              | 1094          | 132           | 38   | 0.19            | 0.16  | 1.37                                       | 611  | 76              |
| 灵 宝 市 Lingbao             | 11703                             | 8755          | 1500          | 574  | 7.88            | 5.71  | 12.20                                      | 4925   | 650             |
| 澠 池 县 Mianchi             | 21626                             | 15261         | 4212          | 690  | 10.30           | 9.06  | 24.68                                      | 16219  | 315             |
| 陕 县 Shanxian              | 9637                              | 6692          | 1826          | 405  | 8.50            | 6.20  | 10.11                                      | 5553   | 590             |
| 卢 氏 县 Lushi               | 5601                              | 3253          | 1884          | 252  | 10.29           | 8.68  | 6.08                                       | 2288   | 300             |
| <b>南阳市 Nanyang</b>        |                                   |               |               |  |                 |   |  |  |                 |
| 邓 州 市 Dengzhou            | 109333                            | 63678         | 26398         | 9320   | 41.59           | 18.55   | 67.37                                      | 48523  | 3500            |
| 南 召 县 Nanzhao             | 33445                             | 23300         | 5817          | 2739   | 14.50           | 7.79  | 29.55                                      | 11303  | 6837            |
| 方 城 县 Fangcheng           | 63987                             | 31574         | 21311         | 3961   | 40.03           | 24.47   | 40.13                                      | 27269  | 2300            |
| 西 峡 县 Xixia               | 25958                             | 17228         | 3936          | 3583   | 6.51            | 5.19  | 22.97                                      | 7986   | 1000            |
| 镇 平 县 Zhenping            | 48873                             | 34529         | 5580          | 2932   | 11.88           | 7.21  | 48.22                                      | 28897  | 3200            |
| 内 乡 县 Neixiang            | 51987                             | 28371         | 9862          | 10949  | 14.37           | 6.97  | 33.69                                      | 13960  | 1500            |
| 淅 川 县 Xichuan             | 43673                             | 27408         | 9029          | 4241   | 20.79           | 12.37   | 29.57                                      | 14536  | 11008           |
| 社 旗 县 Sheqi               | 44519                             | 25248         | 12544         | 2772   | 24.15           | 16.06   | 33.25                                      | 22153  | 2020            |

21-8 续表2 continued

| 县 市<br>County<br>and city | 肉类产量                              |              |              | 大 牲 畜<br>年底头数<br>(万头)<br>Large<br>Animals<br>(year-end)<br>(10 000<br>heads) | # 役畜<br>Drough | 猪年底<br>头 数<br>(万头)<br>Hogs<br>(year-end)<br>(10 000<br>heads) | 禽蛋产量<br>(吨)<br>Poultry<br>Eggs<br>(ton) | 水产品<br>产 量<br>(吨)<br>Output of<br>Aquatic<br>Products<br>(ton) |                |
|---------------------------|-----------------------------------|--------------|--------------|--|----------------|---|---|--|----------------|
|                           | (吨)<br>Output<br>of Meat<br>(ton) | # 猪肉<br>Pork | # 牛肉<br>Beef |  |                |   |   |  | # 羊肉<br>Mutton |
| 唐 河 县 Tanghe              | 104329                            | 60120        | 26556        | 6226   | 54.43          | 21.17   | 57.66                                   | 38455  | 4400           |
| 新 野 县 Xinye               | 58879                             | 34091        | 13228        | 4981   | 20.26          | 20.26   | 39.85                                   | 31260  | 2900           |
| 桐 柏 县 Tongbai             | 29760                             | 18221        | 7007         | 1739   | 12.69          | 8.79  | 23.58                                   | 12102  | 4600           |
| <b>商丘市 Shangqiu</b>       |                                   |              |              |  |                |   |   |  |                |
| 虞 城 县 Yucheng             | 68563                             | 35208        | 18950        | 8939   | 24.90          | 14.41   | 46.65                                   | 18158  | 3102           |
| 民 权 县 Minquan             | 50644                             | 31149        | 5173         | 7572   | 10.68          | 7.65  | 55.50                                   | 23285  | 3600           |
| 宁 陵 县 Ningling            | 27816                             | 17995        | 3243         | 5015   | 6.87           | 1.37  | 22.46                                   | 8360   | 1136           |
| 睢 县 Suixian               | 47260                             | 30638        | 4156         | 8388   | 5.77           | 2.09  | 43.29                                   | 24718  | 1800           |
| 夏 邑 县 Xiayi               | 88153                             | 56826        | 16234        | 6937   | 28.06          | 16.25   | 52.15                                   | 25287  | 1600           |
| 柘 城 县 Zhecheng            | 65378                             | 41209        | 13002        | 5962   | 20.47          | 7.50  | 51.62                                   | 10029  | 1240           |
| 永 城 市 Yongcheng           | 81831                             | 39379        | 21052        | 10904  | 23.26          | 7.50  | 46.38                                   | 43244  | 5500           |
| <b>信阳市 Xinyang</b>        |                                   |              |              |  |                |   |   |  |                |
| 息 县 Xixian                | 36583                             | 26304        | 3070         | 990  | 11.71          | 7.13  | 30.04                                   | 11843  | 6022           |
| 淮 滨 县 Huaibin             | 34925                             | 23166        | 4458         | 1392   | 10.86          | 6.29  | 21.54                                   | 8721   | 5835           |
| 潢 川 县 Huangchuan          | 66186                             | 33759        | 1693         | 613  | 11.77          | 8.90  | 35.06                                   | 14704  | 13500          |
| 光 山 县 Guangshan           | 41809                             | 31400        | 2447         | 432  | 11.51          | 10.59   | 33.83                                   | 18717  | 7365           |
| 固 始 县 Gushi               | 93519                             | 64223        | 1547         | 3359   | 12.69          | 7.37  | 57.36                                   | 26879  | 21500          |
| 商 城 县 Shangcheng          | 42407                             | 28120        | 1757         | 1162   | 7.85           | 5.76  | 21.20                                   | 19033  | 10600          |
| 罗 山 县 Luoshan             | 39124                             | 30954        | 2532         | 453  | 9.01           | 6.31  | 32.52                                   | 12459  | 10000          |
| 新 县 Xinxian               | 19533                             | 15987        | 1206         | 302  | 6.66           | 4.09  | 15.26                                   | 6496   | 3060           |
| <b>周口市 Zhoukou</b>        |                                   |              |              |  |                |   |   |  |                |
| 项 城 市 Xiangcheng          | 48330                             | 35720        | 6331         | 2063   | 5.73           | 3.27  | 41.10                                   | 12525  | 3180           |
| 扶 沟 县 Fugou               | 34568                             | 22452        | 8346         | 1071   | 16.34          | 9.07  | 27.81                                   | 9560   | 1360           |
| 西 华 县 Xihua               | 56118                             | 41262        | 8879         | 3289   | 16.25          | 9.95  | 38.11                                   | 14826  | 1230           |
| 商 水 县 Shangshui           | 58685                             | 41240        | 9152         | 4416   | 16.27          | 2.48  | 42.47                                   | 14624  | 3102           |
| 太 康 县 Taikang             | 79308                             | 51445        | 12861        | 7334   | 33.21          | 13.19   | 66.08                                   | 31718  | 1518           |
| 鹿 邑 县 Luyi                | 52976                             | 35379        | 12376        | 2524   | 18.84          | 6.65  | 43.87                                   | 14688  | 1300           |
| 郸 城 县 Dancheng            | 44627                             | 24191        | 14638        | 3079   | 11.59          | 5.66  | 38.77                                   | 9268   | 2990           |
| 淮 阳 县 Huaiyang            | 83820                             | 42935        | 20891        | 11326  | 23.33          | 9.71  | 57.76                                   | 12330  | 3485           |
| 沈 丘 县 Shenqiu             | 62898                             | 35875        | 15951        | 6861   | 13.40          | 11.04   | 45.92                                   | 23234  | 3260           |
| <b>驻马店市 Zhumadian</b>     |                                   |              |              |  |                |   |   |  |                |
| 确 山 县 Queshan             | 62710                             | 43518        | 11148        | 2612   | 25.71          | 15.12   | 42.53                                   | 11975  | 2550           |
| 泌 阳 县 Beiyang             | 48830                             | 19038        | 22512        | 4610   | 51.51          | 34.00   | 32.66                                   | 18674  | 4806           |
| 遂 平 县 Suiping             | 82233                             | 67450        | 6072         | 2139   | 13.21          | 8.56  | 57.30                                   | 46049  | 1300           |
| 西 平 县 Xiping              | 94117                             | 80993        | 268          | 6990   | 2.00           | 0.10  | 86.88                                   | 30659  | 1823           |
| 上 蔡 县 Shangcai            | 36737                             | 23370        | 4944         | 1792   | 12.30          | 4.96  | 49.85                                   | 26022  | 2150           |
| 汝 南 县 Runan               | 78343                             | 57912        | 9444         | 4871   | 15.45          | 7.30  | 53.39                                   | 15680  | 7000           |
| 平 舆 县 Pingyu              | 46158                             | 25764        | 11400        | 3985   | 23.27          | 14.11   | 35.34                                   | 14225  | 3400           |
| 新 蔡 县 Xincai              | 79406                             | 43396        | 22032        | 4531   | 42.45          | 24.64   | 49.81                                   | 27283  | 2200           |
| 正 阳 县 Zhengyang           | 97781                             | 89589        | 3960         | 978  | 10.18          | 2.45  | 86.91                                   | 10058  | 2160           |
| <b>济源市 Jiyuan</b>         |                                   |              |              |  |                |   |   |  |                |
| 济 源 市 Jiyuan              | 24635                             | 17328        | 3628         | 954  | 7.97           | 5.15  | 21.56                                   | 22156  | 1200           |

21-9 各县(市)工业企业主要指标 (2000年)

Main Indicators on Industry by County and City (2000)

| 县 市<br>County<br>and city | 全 部<br>工 业<br>总产值<br>(万元)<br>Gross<br>Industrial<br>Output Value<br>(10 000<br>yuan) | 全部工业<br>总产值<br>指数<br>(%)<br>Indices<br>of Gross<br>Industrial<br>Output Value<br>(%) | 全部国有及限额以上<br>All States-owned and Non-state-owned above Designated Size |  |   |   |   |  |  |       |
|---------------------------|--|--|---|--|---|---|---|--|--|-------|
|                           |  |  | 企业数<br>(个)<br>Number of<br>Enterprises                                  | 年末在岗<br>职工人数<br>(人)<br>Number of<br>Staff and<br>Workers | 工 业<br>增加值<br>(万元)<br>Value<br>Added of<br>Industry<br>(10 000<br>yuan) | 资产<br>总计<br>(万元)<br>Total<br>Assets<br>(10 000<br>yuan) | 负债<br>合计<br>(万元)<br>Liabilities<br>(10 000<br>yuan) | 产品<br>销售收入<br>(万元)<br>Sales<br>Revenue<br>(10 000<br>yuan) | 利润总额<br>(万元)<br>Total<br>Profits<br>(10 000<br>yuan) |       |
|                           |  |  | (unit)  | (person)   | yuan)   | yuan)   | yuan)   | yuan)  | yuan)  |       |
| <b>郑州市</b>                | <b>Zhengzhou</b>   |  |   |  |   |   |   |  |  |       |
| 巩 义 市                     | Gongyi   | 2242114  | 110.4   | 330  | 71167   | 389079  | 1148740   | 783168   | 1150163  | 61591 |
| 荥 阳 市                     | Xingyang   | 1163774  | 112.0   | 142  | 28285   | 149904  | 361063  | 214430   | 425780   | 20302 |
| 新 郑 市                     | Xinzheng   | 1513838  | 111.0   | 128  | 28142   | 184468  | 511051  | 357561   | 484228   | 22969 |
| 登 封 市                     | Dengfeng   | 695488   | 96.8  | 178  | 42938   | 171980  | 615125  | 369345   | 390086   | 25025 |
| 新 密 市                     | Xinmi  | 1187968  | 109.9   | 270  | 46770   | 177929  | 483135  | 313217   | 500936   | 47051 |
| 中 牟 县                     | Zhongmu  | 393313   | 110.2   | 58   | 15073   | 39426   | 86582   | 61593  | 133928   | 6006  |
| <b>开封市</b>                | <b>Kaifeng</b>   |  |   |  |   |   |   |  |  |       |
| 杞 县                       | Qixian   | 170052   | 114.6   | 69   | 12958   | 46123   | 115898  | 96521  | 137634   | 6495  |
| 通 许 县                     | Tongxu   | 97539  | 113.6   | 43   | 10489   | 26760   | 62682   | 50625  | 85770  | 5422  |
| 尉 氏 县                     | Weishi   | 247015   | 20.3  | 90   | 18021   | 65152   | 171603  | 131696   | 232726   | 11624 |
| 开 封 县                     | Kaifeng  | 142218   | 113.3   | 48   | 6966  | 37312   | 92495   | 82308  | 123732   | 1870  |
| 兰 考 县                     | Lankao   | 63856  | 111.6   | 39   | 7098  | 18995   | 38548   | 29874  | 62210  | 3105  |
| <b>洛阳市</b>                | <b>Luoyang</b>   |  |   |  |   |   |   |  |  |       |
| 偃 师 市                     | Yanshi   | 1483843  | 101.8   | 135  | 29092   | 97542   | 355219  | 200929   | 311068   | 31866 |
| 孟 津 县                     | Mengjin  | 221274   | 107.1   | 42   | 8691  | 20321   | 108943  | 64931  | 56923  | -314  |
| 新 安 县                     | Xinan  | 545697   | 115.5   | 60   | 22388   | 74381   | 291515  | 170976   | 148516   | 14657 |
| 栾 川 县                     | Luanchuan  | 153609   | 97.1  | 24   | 10951   | 21519   | 164312  | 121283   | 56599  | -1918 |
| 嵩 县                       | Songxian   | 77995  | 114.6   | 21   | 6794  | 12128   | 87218   | 53344  | 35068  | 3441  |
| 汝 阳 县                     | Ruyang   | 91975  | 104.6   | 24   | 6967  | 13012   | 96504   | 86846  | 28034  | -853  |
| 宜 阳 县                     | Yiyang   | 118803   | 99.4  | 35   | 8281  | 11469   | 64163   | 41010  | 36847  | -226  |
| 洛 宁 县                     | Luoning  | 67573  | 94.2  | 36   | 4691  | 8255  | 110705  | 78571  | 22378  | -170  |
| 伊 川 县                     | Yichuan  | 472496   | 121.4   | 49   | 11608   | 50947   | 319100  | 211652   | 117391   | 21175 |
| <b>平顶山市</b>               | <b>Pingdingshan</b>  |  |   |  |   |   |   |  |  |       |
| 汝 州 市                     | Ruzhou   | 844622   | 102.5   | 55   | 23506   | 46944   | 255981  | 241353   | 101693   | -5581 |
| 舞 钢 市                     | Wugang   | 259975   | 114.0   | 14   | 15809   | 44465   | 378300  | 110579   | 211403   | 3268  |
| 宝 丰 县                     | Baofeng  | 479355   | 104.8   | 79   | 15826   | 55421   | 139179  | 114812   | 107543   | 5268  |
| 叶 县                       | Yexian   | 342441   | 117.5   | 43   | 7181  | 16875   | 61377   | 40788  | 60156  | 316   |
| 鲁 山 县                     | Lushan   | 171540   | 99.7  | 27   | 10381   | 13526   | 135046  | 108802   | 38474  | -5324 |
| 郟 县                       | Jiaxian  | 319048   | 106.5   | 40   | 6194  | 15158   | 50953   | 37360  | 33791  | 1404  |
| <b>安阳市</b>                | <b>Anyang</b>  |  |   |  |   |   |   |  |  |       |
| 林 州 市                     | Linzhou  | 704078   | 108.6   | 115  | 33331   | 113430  | 386693  | 325944   | 325480   | 4785  |
| 安 阳 县                     | Anyang   | 504153   | 111.9   | 76   | 23374   | 62328   | 206850  | 146723   | 200592   | 5377  |
| 汤 阴 县                     | Tangyin  | 221806   | 117.5   | 33   | 11917   | 29217   | 89662   | 66063  | 65192  | 1994  |
| 滑 县                       | Huaxian  | 276995   | 105.6   | 58   | 15338   | 34280   | 160635  | 103555   | 126385   | 3953  |
| 内 黄 县                     | Neihuang   | 214512   | 110.7   | 65   | 14484   | 26103   | 98010   | 69484  | 71752  | 4040  |
| <b>鹤壁市</b>                | <b>Hebi</b>  |  |   |  |   |   |   |  |  |       |
| 浚 县                       | Xunxian  | 230746   | 114.5   | 54   | 11318   | 40286   | 96674   | 80895  | 97237  | 827   |
| 淇 县                       | Qixian   | 317554   | 116.7   | 71   | 17209   | 71743   | 292616  | 234279   | 179642   | 8354  |
| <b>新乡市</b>                | <b>Xinxiang</b>  |  |   |  |   |   |   |  |  |       |
| 卫 辉 市                     | Weihui   | 149179   | 105.2   | 58   | 27465   | 33454   | 181415  | 159828   | 107902   | -2303 |
| 辉 县 市                     | Huixian  | 634013   | 111.5   | 95   | 31259   | 114199  | 357885  | 247804   | 219054   | 7573  |

21-9 续表1 continued

| 县 市<br>County<br>and city | 全 部<br>工 业<br>总 产 值<br>(万元)<br>Gross<br>Industrial<br>Output Value<br>(10 000<br>yuan) | 全部工业<br>总 产 值<br>指 数<br>(%)<br>Indices<br>of Gross<br>Industrial<br>Output Value<br>(%) | 全部国有及限额以上<br>All States-owned and Non-state-owned above Designated Size |  |   |   |   |  |   |
|---------------------------|--|---|---|--|---|---|---|--|---|
|                           |  |   | 企业数<br>(个)<br>Number of<br>Enterprises<br>(unit)                        | 年末在岗<br>职工人数<br>(人)<br>Number of<br>Staff and<br>Workers<br>(person) | 工 业<br>增 加 值<br>(万元)<br>Value<br>Added of<br>Industry<br>(10 000<br>yuan) | 资 产<br>总 计<br>(万元)<br>Total<br>Assets<br>(10 000<br>yuan) | 负 债<br>合 计<br>(万元)<br>Liabilities<br>(10 000<br>yuan) | 产 品<br>销 售 收 入<br>(万元)<br>Sales<br>Revenue<br>(10 000<br>yuan) | 利 润 总 额<br>(万元)<br>Total<br>Profits<br>(10 000<br>yuan) |
|                           |  |   |   |  |   |   |   |  |   |
| 新 乡 县 Xinxiang            | 599624   | 113.5   | 102   | 35226  | 92894   | 376300  | 189592  | 302983   | 10743   |
| 获 嘉 县 Huojia              | 251515   | 108.5   | 42  | 10745  | 42013   | 101734  | 75423   | 139513   | 2547  |
| 原 阳 县 Yuanyang            | 239322   | 111.7   | 69  | 9670   | 28242   | 93907   | 59114   | 86476  | 5204  |
| 延 津 县 Yanjin              | 148345   | 112.0   | 42  | 7810   | 23294   | 55408   | 39646   | 71096  | 2818  |
| 封 丘 县 Fengqiu             | 83554  | 105.9   | 42  | 2987   | 12104   | 35618   | 23299   | 30647  | 1311  |
| 长 垣 县 Changyuan           | 178718   | 109.0   | 41  | 6793   | 26369   | 91885   | 60119   | 70407  | 1793  |
| <b>焦作市 Jiaozuo</b>        |  |   |   |  |   |   |   |  |   |
| 沁 阳 市 Qinyang             | 640558   | 110.6   | 170   | 29444  | 105091  | 357633  | 250352  | 308508   | 23405   |
| 修 武 县 Xiuwu               | 147066   | 66.7  | 124   | 13887  | 29117   | 113954  | 72793   | 100117   | 2122  |
| 博 爱 县 Boai                | 492635   | 110.4   | 135   | 23227  | 84444   | 225360  | 141732  | 305539   | 18727   |
| 武 陟 县 Wuzhi               | 284484   | 107.2   | 101   | 16857  | 50634   | 194734  | 134327  | 195656   | 9989  |
| 温 县 Wenxian               | 455044   | 107.5   | 121   | 18568  | 57876   | 161810  | 116513  | 185818   | 8657  |
| 孟 州 市 Mengzhou            | 382258   | 126.0   | 69  | 17377  | 67241   | 195955  | 128052  | 222894   | 4542  |
| <b>濮阳市 Puyang</b>         |  |   |   |  |   |   |   |  |   |
| 清 丰 县 Qingfeng            | 305566   | 103.0   | 52  | 9178   | 30895   | 61503   | 40974   | 100162   | 2713  |
| 南 乐 县 Manle               | 161770   | 105.2   | 40  | 7566   | 17551   | 33329   | 22292   | 59758  | 3974  |
| 范 县 Fanxian               | 164254   | 109.5   | 40  | 6929   | 25195   | 76436   | 52425   | 75744  | 2819  |
| 台 前 县 Taiqian             | 135212   | 104.2   | 46  | 3495   | 12231   | 25548   | 13900   | 43519  | 2799  |
| 濮 阳 县 Puyang              | 361744   | 106.0   | 80  | 14197  | 49409   | 160020  | 115346  | 152314   | 11184   |
| <b>许昌市 Xuchang</b>        |  |   |   |  |   |   |   |  |   |
| 禹 州 市 Yuzhou              | 474045   | 114.3   | 177   | 59466  | 176597  | 388741  | 236449  | 461969   | 21564   |
| 长 葛 市 Changge             | 613775   | 116.3   | 178   | 46218  | 173391  | 410700  | 223109  | 590766   | 33496   |
| 许 昌 县 Xuchang             | 276996   | 115.8   | 112   | 24207  | 79664   | 204991  | 118457  | 246655   | 16526   |
| 鄢 陵 县 Yanling             | 145932   | 112.2   | 47  | 10313  | 40213   | 80048   | 51887   | 137986   | 5138  |
| 襄 城 县 Xiangcheng          | 41445  | 108.9   | 45  | 5149   | 12164   | 26576   | 17788   | 38788  | 2540  |
| <b>漯河市 Luohe</b>          |  |   |   |  |   |   |   |  |   |
| 舞 阳 县 Wuyang              | 343063   | 111.4   | 48  | 13015  | 56895   | 168360  | 137360  | 170015   | 7993  |
| 临 颍 县 Linying             | 773202   | 113.2   | 139   | 35837  | 157072  | 388730  | 237448  | 515907   | 25869   |
| 郾 城 县 Yancheng            | 1019250  | 112.0   | 134   | 23816  | 94361   | 213167  | 135003  | 323296   | 13407   |
| <b>三门峡市 Sanmenxia</b>     |  |   |   |  |   |   |   |  |   |
| 义 马 市 Yima                | 125177   | 100.2   | 8   | 50008  | 48898   | 508319  | 348222  | 92463  | -8620   |
| 灵 宝 市 Lingbao             | 1142967  | 110.6   | 187   | 39649  | 215379  | 613340  | 400323  | 708712   | 97798   |
| 澠 池 县 Mianchi             | 357481   | 109.6   | 29  | 14785  | 74414   | 273423  | 157527  | 183905   | 12797   |
| 陕 县 Shanxian              | 232219   | 113.9   | 25  | 14324  | 34950   | 306556  | 266706  | 84462  | 4800  |
| 卢 氏 县 Lushi               | 59179  | 116.3   | 13  | 2136   | 8912  | 37537   | 30352   | 18174  | 538   |
| <b>南阳市 Nanyang</b>        |  |   |   |  |   |   |   |  |   |
| 邓 州 市 Dengzhou            | 669502   | 105.2   | 86  | 19204  | 64638   | 204961  | 184222  | 217653   | 3536  |
| 南 召 县 Nanzhao             | 328195   | 103.8   | 41  | 12299  | 24748   | 63571   | 41225   | 79923  | 1419  |
| 方 城 县 Fangcheng           | 261620   | 108.7   | 48  | 9997   | 25230   | 48060   | 32582   | 70173  | 3594  |
| 西 峡 县 Xixia               | 302428   | 111.6   | 53  | 12903  | 35838   | 135956  | 100412  | 93463  | 3493  |
| 镇 平 县 Zhenping            | 1110310  | 109.9   | 119   | 42552  | 73919   | 160222  | 79609   | 212334   | 5874  |
| 内 乡 县 Neixiang            | 302548   | 110.2   | 40  | 10670  | 22932   | 87538   | 62004   | 58181  | 2069  |
| 淅 川 县 Xichuan             | 387840   | 109.1   | 34  | 14733  | 39641   | 199447  | 140341  | 101763   | 3148  |
| 社 旗 县 Sheqi               | 128950   | 65.1  | 40  | 5984   | 12450   | 100855  | 80789   | 33861  | -3731   |
| 唐 河 县 Tanghe              | 565784   | 106.7   | 70  | 8326   | 30560   | 69380   | 45397   | 97724  | 3512  |

21-9 续表2 continued

| 县 市<br>County<br>and city | 全 部<br>工 业<br>总产值<br>(万元)<br>Gross<br>Industrial<br>Output Value<br>(10 000<br>yuan) | 全部工业<br>总产值<br>指数<br>(%)<br>Indices<br>of Gross<br>Industrial<br>Output Value<br>(%) | 全部国有及限额以上<br>All States-owned and Non-state-owned above Designated Size |  |   |   |   |  |        | 利润总额<br>(万元)<br>Total<br>Profits<br>(10 000<br>yuan) |
|---------------------------|--|--|---|--|---|---|---|--|--------|--|
|                           |  |  | 企业数<br>(个)<br>Number of<br>Enterprises<br>(unit)                        | 年末在岗<br>职工人数<br>(人)<br>Number of<br>Staff and<br>Workers<br>(person) | 工 业<br>增加值<br>(万元)<br>Value<br>Added of<br>Industry<br>(10 000<br>yuan) | 资产<br>总计<br>(万元)<br>Total<br>Assets<br>(10 000<br>yuan) | 负债<br>合计<br>(万元)<br>Liabilities<br>(10 000<br>yuan) | 产品<br>销售收入<br>(万元)<br>Sales<br>Revenue<br>(10 000<br>yuan) |        |  |
|                           |  |  |   |  |   |   |   |  |        |  |
| 新 野 县 Xinye               | 566962   | 99.7   | 108   | 27468  | 77953   | 268801  | 191280  | 292676   | 14866  |  |
| 桐 柏 县 Tongbai             | 269803   | 112.5  | 35  | 10918  | 20279   | 108239  | 74544   | 60502  | 6154   |  |
| <b>高丘市 Shangqiu</b>       |  |  |   |  |   |   |   |  |        |  |
| 虞 城 县 Yucheng             | 250998   | 112.1  | 40  | 9456   | 26933   | 109781  | 75839   | 90393  | 4403   |  |
| 民 权 县 Minquan             | 189643   | 109.4  | 47  | 9350   | 22410   | 168166  | 123856  | 78107  | 213    |  |
| 宁 陵 县 Ningling            | 263853   | 112.3  | 33  | 8922   | 35324   | 109589  | 66186   | 112922   | 4334   |  |
| 睢 县 Suixian               | 209728   | 146.9  | 43  | 6527   | 18326   | 48116   | 37503   | 57964  | 3241   |  |
| 夏 邑 县 Xiayi               | 276492   | 123.5  | 50  | 8418   | 22200   | 60731   | 48623   | 55461  | 2973   |  |
| 柘 城 县 Zhecheng            | 174404   | 104.8  | 43  | 6111   | 15942   | 87110   | 69082   | 52080  | 4062   |  |
| 永 城 市 Yongcheng           | 383030   | 114.9  | 29  | 25210  | 96999   | 665134  | 434591  | 183140   | 3657   |  |
| <b>信阳市 Xinyang</b>        |  |  |   |  |   |   |   |  |        |  |
| 息 县 Xixian                | 1784320  | 110.6  | 26  | 7517   | 22639   | 93660   | 79655   | 68201  | 2407   |  |
| 淮 滨 县 Huaibin             | 1006597  | 111.8  | 26  | 9221   | 15718   | 40350   | 31359   | 45574  | 831    |  |
| 潢 川 县 Huangchuan          | 2952389  | 108.3  | 13  | 9003   | 30107   | 98683   | 67615   | 115963   | 1487   |  |
| 光 山 县 Guangshan           | 1861635  | 104.9  | 39  | 11791  | 23062   | 98823   | 85830   | 51700  | 992    |  |
| 固 始 县 Gushi               | 3558363  | 115.3  | 39  | 12629  | 23443   | 78455   | 54210   | 69573  | 3234   |  |
| 商 城 县 Shangcheng          | 1594523  | 110.3  | 26  | 7394   | 12429   | 43417   | 27877   | 39090  | 1678   |  |
| 罗 山 县 Luoshan             | 1896284  | 105.8  | 29  | 7037   | 15572   | 69944   | 55510   | 27759  | 344    |  |
| 新 县 Xinxian               | 1109868  | 112.6  | 21  | 2422   | 12063   | 69779   | 21738   | 26344  | 3794   |  |
| <b>周口市 Zhokou</b>         |  |  |   |  |   |   |   |  |        |  |
| 项 城 市 Xiangcheng          | 1018831  | 115.1  | 85  | 28030  | 165399  | 683054  | 427168  | 458269   | 37808  |  |
| 扶 沟 县 Fugou               | 156376   | 102.0  | 42  | 12843  | 20958   | 136181  | 127700  | 84377  | -470   |  |
| 西 华 县 Xihua               | 281841   | 113.8  | 66  | 13163  | 38487   | 111522  | 105732  | 134173   | 3413   |  |
| 商 水 县 Shangshui           | 201775   | 114.3  | 19  | 3144   | 5666  | 21306   | 9656  | 13086  | 497    |  |
| 太 康 县 Taikang             | 416752   | 107.5  | 48  | 16043  | 32884   | 186162  | 168267  | 110875   | 1848   |  |
| 鹿 邑 县 Luyi                | 424368   | 113.9  | 31  | 16128  | 55303   | 239362  | 155577  | 150376   | 5504   |  |
| 郸 城 县 Dancheng            | 230189   | 122.4  | 32  | 9706   | 23183   | 86315   | 74037   | 62734  | 751    |  |
| 淮 阳 县 Huaiyang            | 363407   | 175.4  | 54  | 12717  | 28434   | 192268  | 175254  | 90210  | 879    |  |
| 沈 丘 县 Shenqiu             | 324963   | 111.1  | 38  | 11852  | 27284   | 114253  | 80558   | 88210  | 3673   |  |
| <b>驻马店市 Zhumadian</b>     |  |  |   |  |   |   |   |  |        |  |
| 确 山 县 Queshan             | 332595   | 114.3  | 39  | 8173   | 21282   | 68964   | 71503   | 45205  | -20434 |  |
| 泌 阳 县 Beiyang             | 305845   | 110.4  | 54  | 8162   | 24220   | 60377   | 42304   | 65327  | 2309   |  |
| 遂 平 县 Suiping             | 287783   | 113.0  | 40  | 13725  | 28879   | 82234   | 55494   | 90327  | 1549   |  |
| 西 平 县 Xiping              | 526749   | 110.5  | 45  | 7276   | 26675   | 68892   | 36235   | 55473  | 2879   |  |
| 上 蔡 县 Shangcai            | 361031   | 111.1  | 49  | 10983  | 21879   | 64694   | 51986   | 69324  | 3181   |  |
| 汝 南 县 Runan               | 289716   | 112.7  | 51  | 6336   | 21493   | 65837   | 53811   | 52488  | 2349   |  |
| 平 舆 县 Pingyu              | 254387   | 108.1  | 74  | 7278   | 22580   | 46838   | 25589   | 68867  | 4242   |  |
| 新 蔡 县 Xincai              | 315278   | 107.7  | 65  | 6950   | 20720   | 47697   | 36549   | 55589  | 4335   |  |
| 正 阳 县 Zhengyang           | 188652   | 109.9  | 36  | 7429   | 14568   | 36482   | 27706   | 44359  | 1068   |  |
| <b>济源市 Jiyuan</b>         |  |  |   |  |   |   |   |  |        |  |
| 济 源 市 Jiyuan              | 962543   | 107.8  | 116   | 50354  | 130964  | 689313  | 480848  | 339910   | 7645   |  |

注：本表工业总产值、增加值按当年价格计算，指数按可比价格计算。

a)The data of gross industrial output value and value added of industry in this table calculated at current prices.Their indices are calculated at comparable prices.

## 21-10 各县(市)全部国有及限额以上工业总产值(2000年)

## Gross Industrial Output Value of All State-Owned and Non-State-Owned Industrial Enterprises above Designated Size by County and City (2000)

本表按当年价格计算。

Data in value terms in this table are calculated at current prices.

单位: 万元

(10 000 yuan)

| County<br>and city       | 工 业   |  |  |                                     |   |                          |                          |                                   |  |
|--------------------------|---|--|--|-------------------------------------|---|--------------------------|--------------------------|-----------------------------------|--|
|                          | 总 产 值<br>Gross<br>Industrial<br>Output<br>Value | #国有及国有<br>控股企业<br>State-<br>owned<br>Enterprises | #集体<br>企业<br>Collective-<br>owned<br>Enterprises | #私营<br>企业<br>Private<br>Enterprises | #外商及港澳<br>台投资企业<br>Enterprises<br>Funded by<br>Foreigners or<br>Entrepreneurs<br>from Hong<br>Kong, Macao<br>and Taiwan | 轻工业<br>Light<br>Industry | 重工业<br>Heavy<br>Industry | #大型<br>企业<br>Large<br>Enterprises | #中型<br>企业<br>Medium-<br>sized<br>Enterprises |
| <b>郑州市 Zhengzhou</b>     |   |  |  |                                     |   |                          |                          |                                   |  |
| 巩义市 Gongyi               | 1232467   | 160493   | 547835   | 219597                              | 23751   | 84475                    | 1147993                  | 57248                             | 48037  |
| 荥阳市 Xingyang             | 476808  | 70892  | 185396   | 26251                               | 34008   | 48073                    | 428735                   |                                   | 37172  |
| 新郑市 Xinzheng             | 503756  | 170804   | 165785   | 32311                               | 22811   | 266322                   | 237435                   | 110335                            | 71409  |
| 登封市 Dengfeng             | 409933  | 135164   | 198883   | 23705                               | 28140   | 13313                    | 396620                   | 79825                             | 24049  |
| 新密市 Xinmi                | 522633  | 72900  | 339038   | 29662                               | 8406  | 230281                   | 292352                   | 9709                              | 53922  |
| 中牟县 Zhongmu              | 136112  | 25939  | 71253  | 12447                               | 6010  | 72570                    | 63542                    |                                   | 8141   |
| <b>开封市 Kaifeng</b>       |   |  |  |                                     |   |                          |                          |                                   |  |
| 杞县 Qixian                | 170052  | 55097  | 108427   | 4518                                |   | 117711                   | 52341                    | 14029                             | 22934  |
| 通许县 Tongxu               | 97539   | 22830  | 74710  |                                     |   | 72409                    | 25130                    |                                   | 10957  |
| 尉氏县 Weishi               | 247015  | 49758  | 173501   | 14386                               | 4270  | 89544                    | 157471                   | 4884                              | 11321  |
| 开封县 Kaifeng              | 142218  | 107766   | 27317  | 2765                                | 3856  | 90313                    | 51905                    |                                   | 46071  |
| 兰考县 Lankao               | 63856   | 15824  | 24598  | 12850                               | 10584   | 22695                    | 41161                    |                                   |  |
| <b>洛阳市 Luoyang</b>       |   |  |  |                                     |   |                          |                          |                                   |  |
| 偃师市 Yanshi               | 314243  | 71464  | 135621   | 79483                               | 21287   | 129818                   | 184424                   |                                   | 49423  |
| 孟津县 Mengjin              | 69021   | 35026  | 24284  | 2441                                | 15079   | 23943                    | 45078                    | 2589                              | 11458  |
| 新安县 Xinan                | 163399  | 138301   | 19897  | 2914                                |   | 3695                     | 159703                   | 13226                             | 117153                                       |
| 栾川县 Luanchuan            | 58856   | 38447  | 19244  | 1165                                |   | 162                      | 58695                    | 17245                             | 19090  |
| 嵩县 Songxian              | 37346   | 25460  | 14011  |                                     |   | 5786                     | 31560                    |                                   | 6272   |
| 汝阳县 Ruyang               | 37047   | 28999  | 8048   |                                     |   | 14431                    | 22616                    | 12329                             | 10592  |
| 宜阳县 Yiyang               | 37742   | 21055  | 15742  | 287                                 | 658   | 18313                    | 19429                    |                                   | 15264  |
| 洛宁县 Luoning              | 23370   | 14231  | 5311   | 3828                                |   | 3639                     | 19731                    |                                   | 4007   |
| 伊川县 Yichuan              | 120535  | 26598  | 19558  | 16916                               | 57463   | 9308                     | 111228                   | 2213                              | 6316   |
| <b>平顶山市 Pingdingshan</b> |   |  |  |                                     |   |                          |                          |                                   |  |
| 汝州市 Ruzhou               | 119868  | 54250  | 48335  | 119                                 | 20348   | 31462                    | 88406                    | 16806                             | 24075  |
| 舞钢市 Wugang               | 191183  | 162063   | 14486  |                                     | 11475   | 24141                    | 167042                   | 159983                            |  |
| 宝丰县 Baofeng              | 143309  | 67681  | 71918  | 2602                                | 5739  | 51390                    | 91919                    | 27027                             | 1280   |
| 叶县 Yexian                | 62003   | 16405  | 23712  | 19627                               | 2258  | 46457                    | 15546                    |                                   | 404  |
| 鲁山县 Lushan               | 45247   | 26850  | 12217  | 595                                 |   | 5203                     | 40044                    | 6608                              |  |
| 郟县 Jiaxian               | 45676   | 25573  | 15226  | 3226                                |   | 11355                    | 34321                    |                                   | 13214  |
| <b>安阳市 Anyang</b>        |   |  |  |                                     |   |                          |                          |                                   |  |
| 林州市 Linzhou              | 361012  | 72978  | 77297  | 154653                              | 6787  | 82928                    | 278085                   |                                   | 76785  |
| 安阳县 Anyang               | 226947  | 43300  | 84320  | 79781                               |   | 23988                    | 202959                   |                                   | 38308  |
| 汤阴县 Tangyin              | 95975   | 45224  | 17645  | 4443                                | 5180  | 60921                    | 35054                    |                                   | 14799  |
| 滑县 Huaxian               | 122952  | 30211  | 77991  | 1454                                |   | 85104                    | 37848                    | 35359                             | 28885  |
| 内黄县 Neihuang             | 95397   | 28573  | 22381  | 14204                               |   | 67960                    | 27437                    | 97                                | 11247  |
| <b>鹤壁市 Hebi</b>          |   |  |  |                                     |   |                          |                          |                                   |  |
| 浚县 Xunxian               | 138507  | 61067  | 42405  | 7795                                | 6290  | 85371                    | 53137                    |                                   | 23608  |

21-10 续表1 continued

单位: 万元

(10 000 yuan)

| 县 市<br>County<br>and city | 工 业   |  |  |                                     |   |                          |                          |                                   |  |
|---------------------------|---|--|--|-------------------------------------|---|--------------------------|--------------------------|-----------------------------------|--|
|                           | 总 产 值<br>Gross<br>Industrial<br>Output<br>Value | #国有及<br>国有控<br>股企业<br>State-<br>owned<br>Enterprises | #集体<br>企业<br>Collective-<br>owned<br>Enterprises | #私营<br>企业<br>Private<br>Enterprises | #外商及<br>港澳台<br>投资企业<br>Enterprises<br>Funded by<br>Foreigners or<br>Entrepreneurs<br>from Hong<br>Kong, Macao<br>and Taiwan | 轻工业<br>Light<br>Industry | 重工业<br>Heavy<br>Industry | #大型<br>企业<br>Large<br>Enterprises | #中型<br>企业<br>Medium-<br>sized<br>Enterprises |
| 淇 县 Qixian                | 253507  | 99061  | 54119  | 47861                               | 34195   | 163689                   | 89818                    |                                   | 70801  |
| <b>新乡市 Xinxiang</b>       |   |  |  |                                     |   |                          |                          |                                   |  |
| 卫 辉 市 Weihui              | 116128  | 67607  | 24229  | 714                                 | 1875  | 71901                    | 44227                    | 36808                             | 21252  |
| 辉 县 市 Huixian             | 310402  | 166373   | 110184   | 15342                               | 10254   | 85491                    | 224912                   | 106795                            | 73761  |
| 新 乡 县 Xinxiang            | 326494  | 75050  | 199440   | 32034                               | 12740   | 223178                   | 103316                   |                                   | 72666  |
| 获 嘉 县 Huojia              | 157148  | 103907   | 21859  | 20861                               | 2800  | 19291                    | 137857                   | 77085                             | 13895  |
| 原 阳 县 Yuanyang            | 98460   | 29484  | 66397  | 2579                                | 540   | 41013                    | 57447                    |                                   | 17154  |
| 延 津 县 Yanjin              | 84651   | 45164  | 24243  | 3806                                |   | 51837                    | 32814                    |                                   | 25623  |
| 封 丘 县 Fengqiu             | 38421   | 13085  | 19510  | 1750                                | 2213  | 23252                    | 15168                    |                                   | 892  |
| 长 垣 县 Changyuan           | 86887   | 22058  | 47706  | 3656                                |   | 40191                    | 46696                    |                                   |  |
| <b>焦作市 Jiaozuo</b>        |   |  |  |                                     |   |                          |                          |                                   |  |
| 沁 阳 市 Qinyang             | 330549  | 90224  | 199472   | 27530                               | 11556   | 93141                    | 237408                   |                                   | 60672  |
| 修 武 县 Xiuwu               | 93237   | 15111  | 55069  | 17711                               | 769   | 43839                    | 49398                    |                                   | 10056  |
| 博 爱 县 Boai                | 297582  | 46341  | 189134   | 48547                               | 550   | 81654                    | 215928                   |                                   | 44855  |
| 武 陟 县 Wuzhi               | 198535  | 52315  | 132844   | 9449                                | 6476  | 59384                    | 139152                   |                                   | 21852  |
| 温 县 Wenxian               | 204753  | 46644  | 134445   | 20906                               | 2902  | 123644                   | 81109                    |                                   | 15678  |
| 孟 州 市 Mengzhou            | 224518  | 58142  | 128405   | 4838                                | 14255   | 107574                   | 116943                   | 23516                             | 23058  |
| <b>濮阳市 Puyang</b>         |   |  |  |                                     |   |                          |                          |                                   |  |
| 清 丰 县 Qingfeng            | 115001  | 35326  | 67189  | 12023                               | 1431  | 94330                    | 20671                    |                                   |  |
| 南 乐 县 Nanle               | 62124   | 14543  | 38062  | 9518                                | 253   | 44367                    | 17757                    |                                   |  |
| 范 县 Fanxian               | 76837   | 55981  | 20856  |                                     |   | 11059                    | 65778                    | 47729                             | 4919   |
| 台 前 县 Taiqian             | 47396   | 7517   | 6527   | 33352                               |   | 40706                    | 6690                     |                                   | 3206   |
| 濮 阳 县 Puyang              | 173684  | 40998  | 31190  | 91229                               |   | 97963                    | 75720                    | 7289                              | 5199   |
| <b>许昌市 Xuchang</b>        |   |  |  |                                     |   |                          |                          |                                   |  |
| 禹 州 市 Yuzhou              | 474345  | 107379   | 301225   | 24366                               | 31224   | 137805                   | 336540                   | 21941                             | 81260  |
| 长 葛 市 Changge             | 613775  | 38113  | 500085   | 25545                               | 11157   | 134425                   | 479351                   | 74519                             | 48934  |
| 许 昌 县 Xuchang             | 276996  | 22068  | 109987   | 62832                               | 4194  | 175607                   | 101389                   | 12836                             | 7165   |
| 鄢 陵 县 Yanling             | 145932  | 26493  | 95622  | 3255                                |   | 104068                   | 41864                    |                                   | 12025  |
| 襄 城 县 Xiangcheng          | 41346   | 13177  | 16790  | 8191                                |   | 22202                    | 19143                    |                                   |  |
| <b>漯河市 Luohe</b>          |   |  |  |                                     |   |                          |                          |                                   |  |
| 舞 阳 县 Wuyang              | 197565  | 80890  | 70310  | 32433                               |   | 123594                   | 73970                    |                                   | 79365  |
| 临 颍 县 Linying             | 591666  | 72191  | 421453   | 31298                               | 43225   | 450709                   | 140957                   | 147128                            | 148401                                       |
| 郾 城 县 Yancheng            | 344578  | 32998  | 129624   | 173768                              | 3549  | 197771                   | 146806                   | 3456                              | 28804  |
| <b>三门峡市 Sanmenxia</b>     |   |  |  |                                     |   |                          |                          |                                   |  |
| 义 马 市 Yima                | 99625   | 96060  | 1856   | 1709                                |   | 457                      | 99168                    | 80746                             | 8375   |
| 灵 宝 市 Lingbao             | 730579  | 118462   | 529187   | 17517                               | 25446   | 32036                    | 698543                   | 11131                             | 41672  |
| 澠 池 县 Mianchi             | 197890  | 137011   | 45626  | 3866                                |   | 101589                   | 96301                    | 82996                             | 49015  |
| 陕 县 Shanxian              | 110282  | 99183  | 9114   |                                     | 1986  | 47596                    | 62686                    | 16296                             | 51962  |
| 卢 氏 县 Lushi               | 26274   | 22268  | 4007   |                                     |   | 11334                    | 14941                    |                                   |  |
| <b>南阳市 Nanyang</b>        |   |  |  |                                     |   |                          |                          |                                   |  |
| 邓 州 市 Dengzhou            | 224011  | 104913   | 90706  | 13361                               | 8947  | 143952                   | 80059                    |                                   | 69487  |
| 南 召 县 Nanzhao             | 84199   | 14174  | 61130  | 291                                 | 4359  | 25923                    | 58275                    |                                   |  |
| 方 城 县 Fangcheng           | 85312   | 34161  | 36968  | 4918                                | 1830  | 39000                    | 46312                    |                                   | 21696  |
| 西 峡 县 Xixia               | 111326  | 59577  | 44504  | 3354                                |   | 53929                    | 57397                    | 33109                             | 13581  |
| 镇 平 县 Zhenping            | 257124  | 8068   | 190522   | 43844                               | 5403  | 170289                   | 86835                    | 21421                             | 3755   |

21-10 续表2 continued

单位: 万元

(10 000 yuan)

| 县 市<br>County<br>and city | 工 业   |  |  |                                     |   |                          |                          |                                   |  |
|---------------------------|---|--|--|-------------------------------------|---|--------------------------|--------------------------|-----------------------------------|--|
|                           | 总 产 值<br>Gross<br>Industrial<br>Output<br>Value | #国有及<br>国有控<br>股企业<br>State-<br>owned<br>Enterprises | #集体<br>企业<br>Collective-<br>owned<br>Enterprises | #私营<br>企业<br>Private<br>Enterprises | #外商及<br>港澳台<br>投资企业<br>Enterprises<br>Funded by<br>Foreigners or<br>Entrepreneurs<br>from Hong<br>Kong, Macao<br>and Taiwan | 轻工业<br>Light<br>Industry | 重工业<br>Heavy<br>Industry | #大型<br>企业<br>Large<br>Enterprises | #中型<br>企业<br>Medium-<br>sized<br>Enterprises |
| 内 乡 县 Neixiang            | 74656   | 40036  | 22007  | 3613                                | 5891  | 37903                    | 36754                    |                                   | 10972  |
| 淅 川 县 Xichuan             | 126119  | 102443   | 12490  | 1440                                |   | 28145                    | 97974                    | 32043                             | 45590  |
| 社 旗 县 Sheqi               | 39152   | 18787  | 8490   | 4560                                |   | 30505                    | 8647                     | 13898                             | 4421   |
| 唐 河 县 Tanghe              | 107450  | 33284  | 55852  | 6722                                | 6125  | 64414                    | 43037                    |                                   | 11512  |
| 新 野 县 Xinye               | 282494  | 167977   | 77480  | 22431                               | 4415  | 218704                   | 63790                    | 120329                            | 7055   |
| 桐 柏 县 Tongbai             | 67123   | 25949  | 29528  |                                     | 6645  | 17321                    | 49802                    | 6481                              | 14008  |
| <b>商丘市 Shangqiu</b>       |   |  |  |                                     |   |                          |                          |                                   |  |
| 虞 城 县 Yucheng             | 93853   | 23943  | 51381  | 12421                               | 4057  | 77672                    | 16181                    |                                   | 39360  |
| 民 权 县 Minquan             | 80092   | 53213  | 22541  | 500                                 | 4427  | 37708                    | 42384                    | 36680                             |  |
| 宁 陵 县 Ningling            | 117655  | 49389  | 54497  | 6044                                | 2482  | 108056                   | 9599                     | 43471                             |  |
| 睢 县 Suixian               | 62475   | 22264  | 27745  | 5883                                | 2273  | 50026                    | 12449                    |                                   | 11737  |
| 夏 邑 县 Xiayi               | 74607   | 30639  | 34075  | 9893                                |   | 50118                    | 24489                    |                                   | 12218  |
| 柘 城 县 Zhecheng            | 54569   | 17676  | 13460  | 23432                               | 1887  | 37888                    | 16681                    | 4670                              | 2987   |
| 永 城 市 Yongcheng           | 197815  | 191453   | 2662   | 3700                                |   | 20222                    | 177593                   | 101043                            | 16181  |
| <b>信阳市 Xinyang</b>        |   |  |  |                                     |   |                          |                          |                                   |  |
| 息 县 Xixian                | 77994   | 66280  | 11713  |                                     |   | 36983                    | 41010                    |                                   | 40703  |
| 淮 滨 县 Huaibin             | 51881   | 26436  | 24812  | 3940                                |   | 30923                    | 20957                    |                                   | 5846   |
| 潢 川 县 Huangchuan          | 119718  | 109097   | 1020   | 4820                                |   | 111371                   | 8347                     | 102985                            |  |
| 光 山 县 Guangshan           | 60049   | 28683  | 29687  | 1680                                |   | 32332                    | 27717                    |                                   | 28159  |
| 固 始 县 Gushi               | 78520   | 46555  | 22150  | 6997                                |   | 58070                    | 20450                    |                                   | 19745  |
| 商 城 县 Shangcheng          | 43573   | 3474   | 27241  | 1375                                |   | 20854                    | 22719                    |                                   |  |
| 罗 山 县 Luoshan             | 51145   | 39691  | 9660   |                                     |   | 14437                    | 36708                    |                                   | 25379  |
| 新 县 Xinxian               | 35736   | 24682  | 8791   |                                     | 18905   | 23900                    | 11836                    | 17872                             |  |
| <b>周口市 Zhoukou</b>        |   |  |  |                                     |   |                          |                          |                                   |  |
| 项 城 市 Xiangcheng          | 519872  | 371243   | 40879  | 107826                              | 538   | 458174                   | 61699                    | 311989                            | 50292  |
| 扶 沟 县 Fugou               | 75776   | 22020  | 49097  | 4266                                | 393   | 58458                    | 17319                    |                                   | 8149   |
| 西 华 县 Xihua               | 140994  | 42810  | 85184  | 6477                                | 1688  | 97417                    | 43578                    |                                   | 15734  |
| 商 水 县 Shangshui           | 17403   | 11252  | 5334   |                                     |   | 12800                    | 4602                     |                                   | 1106   |
| 太 康 县 Taikang             | 119805  | 79726  | 29444  | 10068                               | 567   | 92145                    | 27659                    |                                   | 15646  |
| 鹿 邑 县 Luyi                | 199740  | 6212   | 26860  | 653                                 | 157739  | 186475                   | 13266                    |                                   | 157739                                       |
| 郸 城 县 Dancheng            | 75040   | 49309  | 11466  | 1863                                |   | 43344                    | 31696                    | 4996                              | 26940  |
| 淮 阳 县 Huaiyang            | 107707  | 29953  | 61031  | 16724                               |   | 49476                    | 58231                    |                                   | 42695  |
| 沈 丘 县 Shenqiu             | 94512   | 15174  | 43447  |                                     | 35892   | 85426                    | 9086                     | 29813                             | 3641   |
| <b>驻马店市 Zhumadian</b>     |   |  |  |                                     |   |                          |                          |                                   |  |
| 确 山 县 Queshan             | 66214   | 50452  | 15072  | 690                                 |   | 12994                    | 53220                    |                                   | 11794  |
| 泌 阳 县 Beiyang             | 79732   | 39567  | 36483  |                                     | 3683  | 55362                    | 24371                    |                                   | 14279  |
| 遂 平 县 Suiping             | 95758   | 29650  | 24343  | 28757                               | 9857  | 62009                    | 33750                    |                                   | 15677  |
| 西 平 县 Xiping              | 87476   | 30841  | 31644  | 7320                                | 754   | 69393                    | 18083                    | 12056                             | 6144   |
| 上 蔡 县 Shangcai            | 76230   | 19454  | 44058  | 11754                               | 965   | 36821                    | 39408                    |                                   | 4405   |
| 汝 南 县 Runan               | 78741   | 35850  | 38963  | 529                                 | 3400  | 49298                    | 29443                    |                                   | 24718  |
| 平 舆 县 Pingyu              | 81754   | 22951  | 57458  | 646                                 |   | 66406                    | 15348                    |                                   | 11994  |
| 新 蔡 县 Xincai              | 72564   | 15888  | 55797  | 879                                 |   | 54201                    | 18363                    |                                   |  |
| 正 阳 县 Zhengyang           | 50625   | 22906  | 21921  | 1785                                |   | 19278                    | 31347                    |                                   |  |
| <b>济源市 Jiyuan</b>         |   |  |  |                                     |   |                          |                          |                                   |  |
| 济 源 市 Jiyuan              | 411628  | 267261   | 110211   | 10841                               | 24701   | 66398                    | 345231                   | 210316                            | 61662  |



21-11 各县(市)社会消费品零售总额和教育、卫生主要指标 (2000年)

| 县 市<br>County<br>and city   | 社会消费品零售总额<br>(万元)<br>Total Retail<br>Sales of<br>Consumer<br>Goods<br>(10 000 yuan) |                           |                       |                          | 在校学生数(人) Student Enrollment (person)    |              |              |       |
|-----------------------------|---|---------------------------|-----------------------|--------------------------|---|--------------|--------------|-------|
|                             | #贸易业<br>Wholesale<br>and Retail<br>Trade  | #餐饮业<br>Catering<br>Trade | #制造业<br>Manufacturing | 小学<br>Primary<br>Schools | 普通中学<br>Regular<br>Secondary<br>Schools | 高中<br>Senior | 初中<br>Junior |       |
| <b>郑州市</b><br>zhengzhou     |   |                           |                       |                          |   |              |              |       |
| 巩义市 Gongyi                  | 304775  | 136674                    | 58873                 | 60189                    | 114170                                  | 61519        | 9056         | 52463 |
| 荣阳市 Xingyang                | 270081  | 155582                    | 29992                 | 41283                    | 82381                                   | 44708        | 6858         | 37850 |
| 新郑市 Xinzheng                | 267181  | 139251                    | 48047                 | 37586                    | 84017                                   | 46675        | 6524         | 40151 |
| 登封市 Dengfeng                | 221305  | 109847                    | 36034                 | 39024                    | 73183                                   | 52952        | 6517         | 46435 |
| 新密市 Xinmi                   | 278828  | 169814                    | 23613                 | 41966                    | 114532                                  | 56301        | 5886         | 50415 |
| 中牟县 Zhongmu                 | 192984  | 65493                     | 50411                 | 42534                    | 105150                                  | 46077        | 5414         | 40663 |
| <b>开封市</b><br>Kaifeng       |   |                           |                       |                          |   |              |              |       |
| 杞县 Qixian                   | 65261   | 56432                     | 3826                  | 2334                     | 148264                                  | 81890        | 7898         | 73992 |
| 通许县 Tongxu                  | 40251   | 25084                     | 3755                  | 8491                     | 64085                                   | 48255        | 5820         | 42435 |
| 尉氏县 Weishi                  | 62181   | 47691                     | 6676                  | 5139                     | 108684                                  | 61618        | 4513         | 57105 |
| 开封县 Kaifeng                 | 33637   | 20584                     | 4604                  | 6432                     | 91581                                   | 50695        | 7203         | 43492 |
| 兰考县 Lankao                  | 55706   | 44409                     | 5642                  | 2484                     | 106292                                  | 50525        | 5630         | 44895 |
| <b>洛阳市</b><br>Luoyang       |   |                           |                       |                          |   |              |              |       |
| 偃师市 Yanshi                  | 185003  | 101172                    | 23228                 | 34643                    | 90815                                   | 70979        | 6339         | 64640 |
| 孟津县 Mengjin                 | 56499   | 40467                     | 6488                  | 4241                     | 45482                                   | 30741        | 5066         | 25675 |
| 新安县 Xinan                   | 78886   | 51135                     | 7186                  | 5940                     | 58447                                   | 30985        | 4446         | 26539 |
| 栾川县 Luanchuan               | 45388   | 27468                     | 2805                  | 6525                     | 37020                                   | 20045        | 2109         | 17936 |
| 嵩县 Songxian                 | 67265   | 37227                     | 8374                  | 9478                     | 65600                                   | 33237        | 2860         | 30377 |
| 汝阳县 Ruyang                  | 56491   | 39735                     | 7649                  | 4249                     | 50177                                   | 27208        | 1928         | 25280 |
| 宜阳县 Yiyang                  | 78121   | 50254                     | 7222                  | 12225                    | 77305                                   | 40328        | 4156         | 36172 |
| 洛宁县 Luoning                 | 45427   | 27933                     | 5691                  | 3631                     | 51953                                   | 25771        | 2763         | 23008 |
| 伊川县 Yichuan                 | 99620   | 59429                     | 13776                 | 13185                    | 95723                                   | 50702        | 4226         | 46476 |
| <b>平顶山市</b><br>Pingdingshan |   |                           |                       |                          |   |              |              |       |
| 汝州市 Ruzhou                  | 175568  | 111192                    | 19895                 | 31839                    | 128732                                  | 56632        | 5316         | 51316 |
| 舞钢市 Wugang                  | 55181   | 32275                     | 7984                  | 4630                     | 28092                                   | 18258        | 2631         | 15627 |
| 宝丰县 Baofeng                 | 68332   | 44439                     | 10220                 | 5471                     | 56958                                   | 31975        | 2611         | 29364 |
| 叶县 Yexian                   | 72229   | 46174                     | 6768                  | 10949                    | 101689                                  | 47791        | 4570         | 43221 |
| 鲁山县 Lushan                  | 59482   | 41822                     | 5779                  | 4213                     | 104416                                  | 41981        | 4203         | 37778 |
| 郟县 Jiaxian                  | 54331   | 37854                     | 8159                  | 5217                     | 60268                                   | 28391        | 3904         | 24487 |
| <b>安阳市</b><br>Anyang        |   |                           |                       |                          |   |              |              |       |
| 林州市 Linzhou                 | 128105  | 77370                     | 16425                 | 19499                    | 117115                                  | 83951        | 6276         | 77675 |
| 安阳县 Anyang                  | 94253   | 53315                     | 15689                 | 9479                     | 123099                                  | 76381        | 6979         | 69402 |
| 汤阴县 Tangyin                 | 41975   | 21685                     | 6595                  | 8893                     | 48649                                   | 35628        | 3576         | 32052 |
| 滑县 Huaxian                  | 97200   | 61208                     | 18977                 | 10978                    | 138287                                  | 83130        | 5852         | 77278 |
| 内黄县 Neihuang                | 71402   | 39740                     | 6404                  | 13327                    | 88542                                   | 47208        | 3814         | 43394 |
| <b>鹤壁市</b><br>Hebi          |   |                           |                       |                          |   |              |              |       |
| 浚县 Xunxian                  | 33246   | 22677                     | 1955                  | 3143                     | 84449                                   | 48453        | 3329         | 45124 |
| 淇县 Qixian                   | 46020   | 18691                     | 1952                  | 10482                    | 29758                                   | 16302        | 1413         | 14889 |
| <b>新乡市</b><br>Xinxiang      |   |                           |                       |                          |   |              |              |       |
| 卫辉市 Weihui                  | 89034   | 46350                     | 7469                  | 18916                    | 52055                                   | 35020        | 4060         | 30960 |
| 辉县市 Huixian                 | 140591  | 85124                     | 7741                  | 27300                    | 96057                                   | 74691        | 7057         | 67634 |

Main Indicators of Total Retail Sales of Consumer Goods,  
Education and Health Care by County and City (2000)

| 小学适龄<br>人口入学率<br>(%)<br>Rate of<br>School-age<br>Children<br>Enrollment<br>(%) | 小学在校<br>生巩固率<br>(%)<br>Percentage<br>of Primary<br>Schools<br>Enrollment<br>Consolidated (%) | 初中适龄<br>人口入学<br>率 (%)<br>Rate of<br>Junior<br>Enrollment<br>(%) | 初中在校<br>生巩固率<br>(%)<br>Percentage<br>of Junior<br>Enrollment<br>Consolidated<br>(%) | 卫生<br>机构数<br>(个)<br>Health Care<br>Institutions<br>(unit) | 卫生机构<br>床位数<br>(张)<br>Number of<br>Beds in<br>Health<br>Institutions<br>(unit) | 医生数<br>(人)<br>Doctors<br>(person) |
|--|--|---|---|---|--|-----------------------------------|
| 100.00   | 99.98  | 98.90   | 98.51   | 50  | 1478   | 834                               |
| 100.00   | 100.35   | 99.18   | 98.41   | 36  | 899  | 564                               |
| 100.00   | 99.74  | 100.00  | 98.25   | 35  | 1034   | 552                               |
| 99.89  | 100.00   | 98.22   | 99.69   | 25  | 807  | 523                               |
| 100.00   | 99.38  | 99.43   | 98.30   | 50  | 2174   | 1275                              |
| 99.74  | 99.62  | 97.65   | 98.01   | 36  | 1261   | 585                               |
| 99.92  | 104.19   | 99.70   | 99.05   | 28  | 1121   | 511                               |
| 100.00   | 99.98  | 100.00  | 98.93   | 19  | 960  | 362                               |
| 99.38  | 99.82  | 96.74   | 92.87   | 22  | 1369   | 481                               |
| 99.38  | 98.66  | 84.00   | 90.59   | 35  | 890  | 394                               |
| 100.00   | 99.92  | 100.00  | 96.15   | 22  | 1130   | 478                               |
| 99.98  | 99.74  | 99.83   | 98.35   | 26  | 881  | 516                               |
| 98.08  | 100.23   | 98.06   | 98.65   | 18  | 516  | 288                               |
| 99.68  | 97.77  | 96.59   | 96.74   | 22  | 853  | 421                               |
| 99.51  | 100.30   | 96.99   | 97.23   | 20  | 425  | 217                               |
| 100.00   | 98.12  | 98.46   | 97.18   | 22  | 727  | 373                               |
| 100.00   | 99.10  | 97.05   | 97.41   | 21  | 632  | 288                               |
| 100.00   | 100.54   | 97.80   | 96.99   | 32  | 1237   | 409                               |
| 99.12  | 98.86  | 99.34   | 98.18   | 27  | 592  | 345                               |
| 100.00   | 99.73  | 98.70   | 98.57   | 21  | 822  | 388                               |
| 100.00   | 99.36  | 98.61   | 99.36   | 59  | 2483   | 786                               |
| 98.92  | 98.25  | 95.93   | 98.25   | 27  | 790  | 385                               |
| 100.00   | 100.83   | 100.00  | 97.46   | 28  | 848  | 443                               |
| 100.00   | 100.12   | 98.90   | 99.45   | 37  | 900  | 606                               |
| 99.74  | 97.88  | 93.09   | 93.16   | 31  | 1213   | 528                               |
| 100.00   | 101.94   | 100.00  | 98.65   | 20  | 798  | 447                               |
| 99.91  | 99.98  | 99.71   | 98.82   | 59  | 1824   | 1081                              |
| 100.00   | 99.99  | 96.24   | 97.26   | 58  | 842  | 584                               |
| 98.33  | 100.06   | 95.79   | 98.59   | 38  | 784  | 456                               |
| 99.35  | 99.84  | 94.97   | 95.64   | 50  | 1175   | 444                               |
| 100.00   | 99.86  | 95.40   | 97.91   | 39  | 903  | 388                               |
| 100.00   | 100.05   | 95.83   | 96.51   | 51  | 885  | 509                               |
| 99.83  | 104.39   | 98.71   | 97.43   | 29  | 908  | 390                               |
| 100.00   | 99.94  | 97.87   | 98.25   | 48  | 1819   | 914                               |
| 98.82  | 99.67  | 97.24   | 97.82   | 66  | 1692   | 1003                              |

21-11 续表1

| 县 市<br>County<br>and city | 社会消费品零售总额<br>(万元)<br>Total Retail Sales of<br>Consumer Goods<br>(10 00 yuan) | 社会消费品零售总额                             |                           |                       | 在校学生数 (人) Student Enrollment (person) |   |              |              |
|---------------------------|--|---------------------------------------|---------------------------|-----------------------|---------------------------------------|---|--------------|--------------|
|                           |  | #贸易业<br>Wholesale and Retail<br>Trade | #餐饮业<br>Catering<br>Trade | #制造业<br>Manufacturing | 小学<br>Primary<br>Schools              | 普通中学<br>Regular<br>Secondary<br>Schools | 高中<br>Senior | 初中<br>Junior |
| 新乡县 Xinxiang              | 80065  | 36845                                 | 5272                      | 13355                 | 47522                                 | 36711                                   | 4552         | 32159        |
| 获嘉县 Huojia                | 55669  | 46043                                 | 1694                      | 1773                  | 45386                                 | 31008                                   | 3352         | 27656        |
| 原阳县 Yuanyang              | 68244  | 39447                                 | 1756                      | 12404                 | 92237                                 | 44776                                   | 5692         | 39084        |
| 延津县 Yanjin                | 58448  | 45501                                 | 2684                      | 2400                  | 57120                                 | 33391                                   | 5501         | 27890        |
| 封丘县 Fengqiu               | 46947  | 32762                                 | 3861                      | 2230                  | 96395                                 | 53040                                   | 4889         | 48151        |
| 长垣县 Changyuan             | 87776  | 68325                                 | 6040                      | 5102                  | 110039                                | 60720                                   | 6425         | 54295        |
| <b>焦作市 Jiaozuo</b>        |  |                                       |                           |                       |                                       |   |              |              |
| 沁阳市 Qinyang               | 109364   | 57265                                 | 8502                      | 21442                 | 50031                                 | 30070                                   | 4466         | 25604        |
| 修武县 Xiuwu                 | 67517  | 39936                                 | 8014                      | 9070                  | 34615                                 | 21065                                   | 3927         | 17138        |
| 博爱县 Boai                  | 73476  | 40847                                 | 3801                      | 17612                 | 46693                                 | 29524                                   | 3522         | 26002        |
| 武陟县 Wuzhi                 | 89836  | 53701                                 | 11716                     | 13898                 | 81192                                 | 46405                                   | 3453         | 42952        |
| 温县 Wenxian                | 78432  | 38794                                 | 5731                      | 20372                 | 48608                                 | 35428                                   | 6045         | 29383        |
| 孟州市 Mengzhou              | 91879  | 55318                                 | 6602                      | 16651                 | 35906                                 | 24403                                   | 4485         | 19918        |
| <b>濮阳市 Puyang</b>         |  |                                       |                           |                       |                                       |   |              |              |
| 清丰县 Qingfeng              | 78846  | 54506                                 | 6088                      | 9549                  | 147273                                | 53880                                   | 4458         | 49422        |
| 南乐县 Nanle                 | 60258  | 40143                                 | 5692                      | 7115                  | 83105                                 | 35436                                   | 4582         | 30854        |
| 范县 Fanxian                | 59800  | 40718                                 | 5050                      | 7119                  | 58822                                 | 29995                                   | 3398         | 26597        |
| 台前县 Taiqian               | 36718  | 28259                                 | 2654                      | 1417                  | 52286                                 | 24078                                   | 2200         | 21878        |
| 濮阳县 Puyang                | 166487   | 117207                                | 18235                     | 15549                 | 42129                                 | 85939                                   | 5419         | 80520        |
| <b>许昌市 Xuchang</b>        |  |                                       |                           |                       |                                       |   |              |              |
| 禹州市 Yuzhou                | 218860   | 133541                                | 29975                     | 37308                 | 143779                                | 69142                                   | 6751         | 62391        |
| 长葛市 Changge               | 175429   | 101663                                | 30967                     | 25132                 | 80462                                 | 43504                                   | 5594         | 37910        |
| 许昌县 Xuchang               | 72877  | 54866                                 | 2837                      | 11438                 | 91159                                 | 48303                                   | 5615         | 42688        |
| 鄢陵县 Yanling               | 56760  | 41879                                 | 9214                      | 2532                  | 74610                                 | 45596                                   | 4829         | 40767        |
| 襄城县 Xiangcheng            | 58178  | 35112                                 | 10716                     | 7160                  | 86008                                 | 51466                                   | 4878         | 46588        |
| <b>漯河市 Luohe</b>          |  |                                       |                           |                       |                                       |   |              |              |
| 舞阳县 Wuyang                | 106536   | 72860                                 | 8414                      | 13752                 | 62171                                 | 34513                                   | 4353         | 30160        |
| 临颖县 Linying               | 148541   | 100940                                | 15454                     | 17923                 | 86249                                 | 51963                                   | 6424         | 45539        |
| 郾城县 Yancheng              | 145939   | 96248                                 | 14247                     | 18316                 | 111083                                | 61030                                   | 6289         | 54741        |
| <b>三门峡市 Sanmenxia</b>     |  |                                       |                           |                       |                                       |   |              |              |
| 义马市 Yima                  | 49424  | 22466                                 | 3522                      | 8785                  | 20172                                 | 11435                                   | 1792         | 9643         |
| 灵宝市 Lingbao               | 198460   | 103594                                | 18223                     | 20066                 | 94614                                 | 51721                                   | 5486         | 46235        |
| 渑池县 Mianchi               | 57960  | 39845                                 | 7817                      | 4842                  | 34463                                 | 19112                                   | 2526         | 16586        |
| 陕县 Shanxian               | 55800  | 35690                                 | 4925                      | 9422                  | 35802                                 | 19496                                   | 2273         | 17223        |
| 卢氏县 Lushi                 | 50031  | 30383                                 | 3808                      | 1905                  | 41584                                 | 21330                                   | 1778         | 19552        |
| <b>南阳市 Nanyang</b>        |  |                                       |                           |                       |                                       |   |              |              |
| 邓州市 Dengzhou              | 157440   | 86080                                 | 18817                     | 32283                 | 137298                                | 107898                                  | 8898         | 99000        |
| 南召县 Nanzhao               | 97662  | 66338                                 | 8818                      | 13701                 | 52882                                 | 35378                                   | 4328         | 31050        |
| 方城县 Fangcheng             | 126290   | 68358                                 | 11487                     | 30016                 | 97972                                 | 70253                                   | 5599         | 64654        |
| 西峡县 Xixia                 | 73991  | 55296                                 | 3547                      | 8962                  | 36247                                 | 24978                                   | 3219         | 21759        |
| 镇平县 Zhenping              | 176501   | 107588                                | 10613                     | 30762                 | 84809                                 | 60475                                   | 5228         | 55247        |
| 内乡县 Neixiang              | 98315  | 59281                                 | 4470                      | 20426                 | 59340                                 | 40892                                   | 4639         | 36253        |
| 淅川县 Xichuan               | 102018   | 66302                                 | 8861                      | 14340                 | 72062                                 | 43704                                   | 5129         | 38575        |

continued

| 小学适龄<br>人口入学率<br>(%)<br>Rate of<br>School-age<br>Children<br>Enrollment<br>(%) | 小学在校<br>生巩固率<br>(%)<br>Percentage<br>of Primary<br>Schools<br>Enrollment<br>Consolidated (%) | 初中适龄<br>人口入学<br>率(%)<br>Rate of<br>Junior<br>Enrollment<br>(%) | 初中在校<br>生巩固率<br>(%)<br>Percentage<br>of Junior<br>Enrollment<br>(%) | 卫生<br>机构数<br>(个)<br>Health Care<br>Institutions<br>(unit) | 卫生机构<br>床位数<br>(张)<br>Number of<br>Beds in<br>Health<br>Institutions<br>(unit) | 医生数<br>(人)<br>Doctors<br>(person) |
|--|--|--|---|---|--|-----------------------------------|
| 99.63  | 99.35  | 99.08  | 98.34   | 36  | 680  | 349                               |
| 99.88  | 99.34  | 97.87  | 97.02   | 48  | 816  | 487                               |
| 100.00   | 100.94   | 97.98  | 98.23   | 103   | 934  | 592                               |
| 99.95  | 99.08  | 99.53  | 97.26   | 32  | 940  | 369                               |
| 100.00   | 100.19   | 100.00   | 100.05  | 143   | 814  | 663                               |
| 99.12  | 99.65  | 96.04  | 98.04   | 32  | 909  | 613                               |
| 100.00   | 100.21   | 100.00   | 98.56   | 99  | 890  | 665                               |
| 100.00   | 100.04   | 99.83  | 97.64   | 41  | 620  | 409                               |
| 100.00   | 99.84  | 100.00   | 98.64   | 39  | 751  | 518                               |
| 100.00   | 101.07   | 100.00   | 101.01  | 43  | 1008   | 593                               |
| 100.00   | 101.32   | 99.45  | 99.89   | 32  | 928  | 679                               |
| 100.00   | 101.51   | 100.00   | 96.99   | 39  | 746  | 519                               |
| 100.00   | 100.57   | 98.05  | 98.33   | 82  | 937  | 452                               |
| 100.00   | 100.00   | 98.98  | 97.80   | 69  | 777  | 325                               |
| 100.00   | 100.56   | 96.30  | 97.75   | 35  | 724  | 426                               |
| 99.17  | 99.44  | 98.69  | 97.84   | 32  | 357  | 265                               |
| 100.00   | 99.66  | 96.80  | 99.20   | 225   | 1161   | 688                               |
| 98.50  | 100.19   | 98.37  | 98.01   | 48  | 1666   | 1059                              |
| 99.49  | 99.98  | 99.80  | 98.56   | 49  | 1092   | 830                               |
| 99.39  | 99.08  | 97.98  | 98.20   | 42  | 706  | 481                               |
| 99.44  | 99.26  | 98.80  | 98.25   | 25  | 929  | 518                               |
| 99.31  | 100.07   | 97.57  | 98.31   | 28  | 982  | 475                               |
| 100.00   | 99.73  | 96.86  | 98.05   | 70  | 714  | 438                               |
| 100.00   | 99.77  | 96.82  | 98.50   | 96  | 965  | 677                               |
| 99.83  | 99.52  | 96.64  | 98.06   | 81  | 1267   | 543                               |
| 99.99  | 94.87  | 99.97  | 88.50   | 28  | 1515   | 570                               |
| 100.00   | 99.54  | 100.00   | 98.70   | 57  | 1134   | 714                               |
| 99.96  | 100.35   | 97.69  | 101.31  | 32  | 861  | 342                               |
| 99.94  | 99.44  | 98.62  | 95.67   | 32  | 766  | 422                               |
| 100.00   | 101.74   | 80.98  | 99.68   | 32  | 660  | 404                               |
| 100.00   | 100.00   | 99.49  | 100.00  | 231   | 1868   | 996                               |
| 99.92  | 98.14  | 98.39  | 95.95   | 260   | 1065   | 738                               |
| 100.00   | 100.38   | 99.30  | 98.91   | 92  | 833  | 493                               |
| 99.81  | 100.55   | 98.73  | 98.80   | 88  | 743  | 445                               |
| 99.83  | 99.81  | 99.94  | 98.92   | 53  | 874  | 546                               |
| 100.00   | 99.77  | 100.00   | 97.27   | 53  | 730  | 347                               |
| 99.88  | 99.33  | 99.86  | 96.63   | 52  | 806  | 509                               |

21-11 续表2

| 县 市<br>County<br>and city | 社会消费品零售总额<br>(万元)<br>Total Retail<br>Sales of<br>Consumer<br>Goods<br>(10 000 yuan) |                            |                        | 在校学生数(人) Student Enrollment (person) |   |              |              |       |
|---------------------------|---|----------------------------|------------------------|--------------------------------------|---|--------------|--------------|-------|
|                           | # 贸易业<br>Wholesale<br>and Retail<br>Trade   | # 餐饮业<br>Catering<br>Trade | # 制造业<br>Manufacturing | 小学<br>Primary<br>Schools             | 普通中学<br>Regular<br>Secondary<br>Schools | 高中<br>Senior | 初中<br>Junior |       |
| 社旗县 Sheqi                 | 72015   | 43579                      | 7084                   | 11600                                | 60200                                   | 41611        | 3694         | 37917 |
| 唐河县 Tanghe                | 155848  | 69933                      | 11995                  | 47340                                | 127960                                  | 86750        | 7817         | 78933 |
| 新野县 Xinye                 | 131746  | 71625                      | 18398                  | 24163                                | 68078                                   | 46383        | 5329         | 41054 |
| 桐柏县 Tongbai               | 91661   | 44653                      | 10583                  | 20605                                | 42705                                   | 28203        | 3071         | 25132 |
| <b>商丘市 Shangqiu</b>       |   |                            |                        |                                      |   |              |              |       |
| 虞城县 Yucheng               | 95860   | 57930                      | 9247                   | 20198                                | 142212                                  | 77860        | 5401         | 72459 |
| 民权县 Minquan               | 59011   | 41418                      | 6935                   | 6880                                 | 134410                                  | 66708        | 6313         | 60395 |
| 宁陵县 Ningling              | 64598   | 25286                      | 5274                   | 24727                                | 87277                                   | 56737        | 3240         | 53497 |
| 睢县 Suixian                | 67812   | 47724                      | 5678                   | 12152                                | 120427                                  | 69603        | 5340         | 64263 |
| 夏邑县 Xiayi                 | 87366   | 61925                      | 6986                   | 9605                                 | 161773                                  | 90728        | 6907         | 83821 |
| 柘城县 Zhecheng              | 81487   | 42901                      | 11996                  | 15039                                | 135030                                  | 73529        | 5058         | 68471 |
| 永城市 Yongcheng             | 145060  | 110954                     | 9574                   | 9864                                 | 174301                                  | 88971        | 5583         | 83388 |
| <b>信阳市 Xinyang</b>        |   |                            |                        |                                      |   |              |              |       |
| 息县 Xixian                 | 73723   | 46823                      | 9366                   | 8544                                 | 117386                                  | 41911        | 3701         | 38210 |
| 淮滨县 Huaibin               | 68576   | 28867                      | 3490                   | 23835                                | 60648                                   | 38180        | 3112         | 35068 |
| 潢川县 Huangchuan            | 110115  | 80894                      | 4622                   | 8176                                 | 101138                                  | 52081        | 4123         | 47958 |
| 光山县 Guangshan             | 73905   | 46184                      | 4986                   | 11384                                | 102966                                  | 52146        | 7245         | 44901 |
| 固始县 Gushi                 | 167870  | 94538                      | 17937                  | 36286                                | 180974                                  | 84995        | 9541         | 75454 |
| 商城县 Shangcheng            | 71947   | 46332                      | 6501                   | 12165                                | 87792                                   | 43055        | 5307         | 37748 |
| 罗山县 Luoshan               | 87353   | 60052                      | 10236                  | 8997                                 | 79558                                   | 51483        | 6912         | 44571 |
| 新县 Xinxian                | 55010   | 31613                      | 3279                   | 14061                                | 31372                                   | 20252        | 2461         | 17791 |
| <b>周口市 Zhoukou</b>        |   |                            |                        |                                      |   |              |              |       |
| 项城市 Xiangcheng            | 150809  | 95159                      | 16305                  | 15665                                | 134085                                  | 73106        | 6669         | 66437 |
| 扶沟县 Fugou                 | 75627   | 43741                      | 13701                  | 10420                                | 99796                                   | 50794        | 6628         | 44166 |
| 西华县 Xihua                 | 109972  | 61965                      | 15356                  | 17486                                | 107036                                  | 49359        | 6371         | 42988 |
| 商水县 Shangshui             | 90215   | 58365                      | 14580                  | 9560                                 | 150112                                  | 56904        | 5840         | 51064 |
| 太康县 Taikang               | 128931  | 83317                      | 13041                  | 15750                                | 180901                                  | 97118        | 9090         | 88028 |
| 鹿邑县 Luyi                  | 137906  | 87343                      | 14058                  | 29605                                | 150558                                  | 79368        | 6119         | 73249 |
| 郸城县 Dancheng              | 84563   | 51491                      | 9789                   | 12206                                | 178820                                  | 84914        | 8275         | 76639 |
| 淮阳县 Huaiyang              | 123867  | 74607                      | 10595                  | 27659                                | 188289                                  | 97911        | 6622         | 91289 |
| 沈丘县 Shenqiu               | 100859  | 60797                      | 8733                   | 10635                                | 134994                                  | 93125        | 8481         | 84644 |
| <b>驻马店市 Zhumadian</b>     |   |                            |                        |                                      |   |              |              |       |
| 确山县 Queshan               | 60692   | 37924                      | 10698                  | 5015                                 | 46613                                   | 27087        | 2911         | 24176 |
| 泌阳县 Beiyang               | 75426   | 46540                      | 6852                   | 11257                                | 109576                                  | 59446        | 5826         | 53620 |
| 遂平县 Suiping               | 76629   | 47177                      | 11481                  | 10572                                | 62256                                   | 35795        | 5808         | 29987 |
| 西平县 Xiping                | 175383  | 110642                     | 6049                   | 21541                                | 89122                                   | 44763        | 7458         | 37305 |
| 上蔡县 Shangcai              | 91058   | 61478                      | 7650                   | 12700                                | 152818                                  | 66923        | 7030         | 59893 |
| 汝南县 Runan                 | 82281   | 46654                      | 12551                  | 10006                                | 87563                                   | 35828        | 4832         | 30996 |
| 平舆县 Pingyu                | 66059   | 40156                      | 12253                  | 8620                                 | 110748                                  | 40832        | 5478         | 35354 |
| 新蔡县 Xincai                | 68399   | 42715                      | 8334                   | 7940                                 | 109928                                  | 46059        | 5197         | 40862 |
| 正阳县 Zhengyang             | 73589   | 46203                      | 8471                   | 9015                                 | 98774                                   | 36604        | 4962         | 31642 |
| <b>济源市 Jiyuan</b>         |   |                            |                        |                                      |   |              |              |       |
| 济源县 Jiyuan                | 161820  | 79060                      | 26448                  | 25903                                | 74656                                   | 49185        | 7795         | 41390 |

continued

| 小学适龄<br>人口入学率<br>(%)<br>Rate of<br>School-age<br>Children<br>Enrollment<br>(%) | 小学在校<br>生巩固率<br>(%)<br>Percentage<br>of Primary<br>Schools<br>Enrollment<br>Consolidated (%) | 初中适龄<br>人口入学<br>率(%)<br>Rate of<br>Junior<br>Enrollment<br>(%) | 初中在校<br>生巩固率<br>(%)<br>Percentage<br>of Junior<br>Enrollment<br>Consolidated<br>(%) | 卫生<br>机构数<br>(个)<br>Health Care<br>Institutions<br>(unit) | 卫生机构<br>床位数<br>(张)<br>Number of<br>Beds in<br>Health<br>Institutions<br>(unit) | 医生数<br>(人)<br>Doctors<br>(person) |
|--|--|--|---|---|--|-----------------------------------|
| 99.88  | 99.99  | 97.71  | 98.47   | 94  | 757  | 398                               |
| 100.00   | 99.02  | 99.60  | 98.83   | 106   | 1005   | 612                               |
| 100.00   | 100.46   | 97.97  | 96.01   | 44  | 916  | 573                               |
| 100.00   | 100.40   | 99.88  | 97.01   | 66  | 704  | 480                               |
| 100.00   | 99.50  | 98.68  | 98.06   | 37  | 1393   | 761                               |
| 100.00   | 99.84  | 98.47  | 98.31   | 44  | 1118   | 576                               |
| 100.00   | 99.36  | 98.02  | 97.93   | 40  | 907  | 606                               |
| 100.00   | 99.12  | 98.46  | 97.78   | 41  | 1328   | 469                               |
| 100.00   | 99.58  | 98.40  | 98.09   | 42  | 1841   | 730                               |
| 100.00   | 99.84  | 98.20  | 97.45   | 76  | 1239   | 650                               |
| 100.00   | 99.91  | 98.98  | 98.67   | 129   | 1721   | 985                               |
| 100.00   | 99.79  | 99.09  | 98.69   | 32  | 853  | 439                               |
| 100.00   | 100.00   | 97.00  | 98.75   | 32  | 546  | 323                               |
| 99.70  | 99.37  | 98.87  | 97.68   | 37  | 740  | 392                               |
| 100.00   | 99.50  | 98.50  | 98.02   | 32  | 845  | 559                               |
| 100.00   | 99.71  | 98.29  | 97.75   | 58  | 1455   | 839                               |
| 100.00   | 100.00   | 98.18  | 98.38   | 40  | 682  | 512                               |
| 99.81  | 99.29  | 99.43  | 98.11   | 37  | 894  | 453                               |
| 100.00   | 100.28   | 99.36  | 99.94   | 35  | 418  | 253                               |
| 99.80  | 100.55   | 98.00  | 98.52   | 81  | 1151   | 694                               |
| 99.00  | 99.39  | 95.37  | 99.13   | 85  | 1081   | 834                               |
| 100.00   | 100.86   | 99.94  | 99.34   | 82  | 1030   | 744                               |
| 99.85  | 99.72  | 99.59  | 97.68   | 73  | 1215   | 776                               |
| 100.00   | 99.95  | 98.14  | 99.65   | 112   | 1681   | 1134                              |
| 100.00   | 98.71  | 97.69  | 100.70  | 58  | 1452   | 641                               |
| 100.00   | 102.51   | 97.91  | 97.81   | 109   | 1303   | 780                               |
| 100.00   | 99.19  | 96.50  | 97.94   | 109   | 1246   | 1084                              |
| 99.98  | 99.28  | 97.85  | 99.58   | 28  | 1159   | 842                               |
| 99.73  | 99.78  | 97.43  | 97.24   | 51  | 900  | 433                               |
| 100.00   | 99.50  | 98.14  | 98.73   | 156   | 984  | 630                               |
| 100.00   | 99.76  | 98.89  | 100.77  | 38  | 947  | 550                               |
| 100.00   | 99.53  | 96.68  | 97.65   | 34  | 972  | 485                               |
| 99.61  | 99.99  | 98.68  | 97.06   | 73  | 1042   | 811                               |
| 100.00   | 98.97  | 83.24  | 96.89   | 83  | 1168   | 590                               |
| 100.00   | 102.07   | 98.92  | 97.12   | 30  | 1077   | 505                               |
| 99.46  | 99.60  | 99.33  | 97.89   | 232   | 993  | 704                               |
| 99.57  | 104.84   | 96.84  | 101.64  | 163   | 986  | 573                               |
| 100.00   | 100.05   | 99.90  | 99.49   | 78  | 1834   | 1054                              |

21-12 各县(市)财政、金融主要指标 (2000年)

Main Indicators of Government Finance and Banking by County and City (2000)

单位: 万元

(10 000 yuan)

| 县 市<br>County<br>and city   | 财政收入<br>Financial<br>Revenue of<br>the Local<br>Government | 财政支出<br>Financial<br>Expenditures<br>of the Local<br>Government | # 支农和农林<br>水气事业费<br>Expenditure<br>for Supporting<br>Agricultural<br>Production and<br>Agricultural<br>Operating<br>Expenses |      | # 教育<br>事业费<br>Operating<br>Expenses<br>for<br>Education | 金融机构<br>存款余额<br>Deposits of<br>National<br>Banking<br>System | 金融机构<br>贷款余额<br>Loans of<br>National<br>Banking<br>System | 居民储蓄<br>存款<br>Balance of<br>Savings<br>Deposit of<br>Rural and<br>Urban<br>Residents |
|-----------------------------|--|---|--|------|--|--|---|--|
|                             |  |   |  |      |  |  |   |  |
| <b>郑州市</b><br>Zhengzhou     |  |   |  |      |  |  |   |  |
| 巩义 市 Gongyi                 | 29606  | 34489   | 2372   | 6856 | 516265   | 491805   | 441695  |  |
| 荥阳 市 Xingyang               | 18333  | 21757   | 1126   | 4616 | 311835   | 221727   | 271480  |  |
| 新郑 市 Xinzheng               | 25323  | 29174   | 2039   | 5393 | 258736   | 247010   | 205792  |  |
| 登封 市 Dengfeng               | 18368  | 21273   | 1572   | 4517 | 219119   | 170384   | 189074  |  |
| 新密 市 Xinmi                  | 21102  | 24694   | 1615   | 4959 | 403769   | 423920   | 389999  |  |
| 中牟 县 Zhongmu                | 8194   | 14801   | 968  | 3612 | 164786   | 155456   | 144979  |  |
| <b>开封市</b><br>Kaifeng       |  |   |  |      |  |  |   |  |
| 杞 县 Qixian                  | 11806  | 19202   | 1764   | 4588 | 132399   | 164601   | 116852  |  |
| 通许 县 Tongxu                 | 7290   | 12362   | 721  | 3862 | 108735   | 151126   | 94696   |  |
| 尉氏 县 Weishi                 | 13805  | 19932   | 2028   | 4097 | 157745   | 176905   | 130294  |  |
| 开封 县 Kaifeng                | 8842   | 15133   | 804  | 3851 | 95664  | 169982   | 90970   |  |
| 兰考 县 Lankao                 | 7900   | 14104   | 829  | 3342 | 136652   | 108246   | 115831  |  |
| <b>洛阳市</b><br>Luoyang       |  |   |  |      |  |  |   |  |
| 偃师 市 Yanshi                 | 20186  | 25432   | 1470   | 6522 | 335384   | 247501   | 288861  |  |
| 孟津 县 Mengjin                | 10067  | 12914   | 1518   | 3670 | 156752   | 90967  | 131209  |  |
| 新安 县 Xinan                  | 14153  | 18963   | 2033   | 4137 | 151407   | 116023   | 109138  |  |
| 栾川 县 Luanchuan              | 5518   | 10212   | 1672   | 3080 | 107237   | 92535  | 86049   |  |
| 嵩 县 Songxian                | 5458   | 12257   | 1415   | 3039 | 90019  | 89560  | 72187   |  |
| 汝阳 县 Ruyang                 | 3604   | 9847  | 676  | 2639 | 71424  | 96325  | 54898   |  |
| 宜阳 县 Yiyang                 | 5744   | 11263   | 905  | 3903 | 112888   | 107480   | 90586   |  |
| 洛宁 县 Luoning                | 4848   | 10256   | 1588   | 2942 | 65601  | 82328  | 53582   |  |
| 伊川 县 Yichuan                | 11702  | 16811   | 755  | 3547 | 149259   | 123570   | 119333  |  |
| <b>平顶山市</b><br>Pingdingshan |  |   |  |      |  |  |   |  |
| 汝州 市 Ruzhou                 | 8924   | 16063   | 1093   | 4309 | 181613   | 223812   | 154197  |  |
| 舞钢 市 Wugang                 | 5354   | 11532   | 1140   | 2305 | 123421   | 127885   | 75897   |  |
| 宝丰 县 Baofeng                | 6169   | 10583   | 939  | 2025 | 138424   | 104294   | 118712  |  |
| 叶 县 Yexian                  | 5590   | 12848   | 1360   | 4016 | 130105   | 107151   | 113454  |  |
| 鲁山 县 Lushan                 | 5724   | 14730   | 1374   | 3973 | 135828   | 136521   | 118284  |  |
| 郟 县 Jiaxian                 | 4451   | 10295   | 753  | 2644 | 86001  | 99977  | 77850   |  |
| <b>安阳市</b><br>Anyang        |  |   |  |      |  |  |   |  |
| 林州 市 Linzhou                | 15191  | 22426   | 1536   | 7211 | 800882   | 460809   | 745791  |  |
| 安阳 县 Anyang                 | 14975  | 23896   | 2514   | 6787 | 409479   | 275751   | 363167  |  |
| 汤阴 县 Tangyin                | 6353   | 9446  | 722  | 2762 | 154309   | 154562   | 135176  |  |
| 滑 县 Huaxian                 | 8260   | 18988   | 1129   | 6874 | 249322   | 145265   | 221221  |  |
| 内黄 县 Neihuang               | 6050   | 12032   | 775  | 4337 | 114622   | 184779   | 98842   |  |
| <b>鹤壁市</b><br>Hebi          |  |   |  |      |  |  |   |  |
| 浚 县 Xunxian                 | 6694   | 10701   | 867  | 2656 | 166123   | 221845   | 140123  |  |
| 淇 县 Qixian                  | 7011   | 10377   | 1024   | 2072 | 92806  | 186483   | 78454   |  |
| <b>新乡市</b><br>Xinxiang      |  |   |  |      |  |  |   |  |
| 卫辉 市 Weihui                 | 5595   | 9188  | 626  | 2901 | 137336   | 175067   | 116918  |  |
| 辉 县 Huixian                 | 12261  | 18770   | 1138   | 4837 | 309828   | 186338   | 273029  |  |

21-12 续表1 continued

单位: 万元

(10 000 yuan)

| 县 市<br>County and city | 财政收入<br>Financial Revenue of the Local Government | 财政支出<br>Financial Expenditures of the Local Government | #支农和农林水气事业费<br>Expenditure for Supporting Agricultural Production and Agricultural Operating Expenses |       | #教育<br>事业费<br>Operating Expenses for Education | 金融机构<br>存款余额<br>Deposits of National Banking System | 金融机构<br>贷款余额<br>Loans of National Banking System | 居民储蓄<br>存 款<br>Balance of Savings Deposit of Rural and Urban Residents |
|------------------------|---|--|---|-------|--|---|--|--|
|                        |   |  |   |       |  |   |  |  |
| 新 乡 县 Xinxiang         | 11776   | 15626  | 1196  | 3457  | 208443   | 191117  | 174286   |  |
| 获 嘉 县 Huojia           | 6499  | 8309   | 558   | 1471  | 309828   | 186338  | 141875   |  |
| 原 阳 县 Yuanyang         | 5156  | 10897  | 434   | 3620  | 128066   | 114028  | 107524   |  |
| 延 津 县 Yanjin           | 5012  | 10060  | 933   | 2257  | 85306  | 106250  | 72232  |  |
| 封 丘 县 Fengqiu          | 4688  | 12548  | 828   | 4342  | 127782   | 113487  | 108043   |  |
| 长 垣 县 Changyuan        | 6626  | 13467  | 775   | 4383  | 369989   | 165764  | 340423   |  |
| <b>焦作市 Jiaozuo</b>     |   |  |   |       |  |   |  |  |
| 沁 阳 市 Qinyang          | 10347   | 13106  | 484   | 2738  | 247676   | 174853  | 225866   |  |
| 修 武 县 Xiuwu            | 5740  | 9236   | 639   | 1574  | 99168  | 68965   | 85476  |  |
| 博 爱 县 Boai             | 10044   | 12285  | 675   | 2312  | 205593   | 145282  | 178893   |  |
| 武 陟 县 Wuzhi            | 8163  | 10110  | 599   | 2135  | 202993   | 146525  | 177937   |  |
| 温 县 Wenxian            | 6615  | 10758  | 612   | 2734  | 192074   | 136655  | 168986   |  |
| 孟 州 市 Mengzhou         | 8378  | 12404  | 870   | 2331  | 189876   | 110840  | 162299   |  |
| <b>濮阳市 Puyang</b>      |   |  |   |       |  |   |  |  |
| 清 丰 县 Qingfeng         | 5108  | 13072  | 562   | 3402  | 174533   | 151667  | 158230   |  |
| 南 乐 县 Manle            | 3533  | 10604  | 748   | 3723  | 84093  | 122524  | 70904  |  |
| 范 县 Fanxian            | 3876  | 12111  | 734   | 2305  | 132236   | 91180   | 114105   |  |
| 台 前 县 Taiqian          | 2305  | 9018   | 673   | 2219  | 109231   | 65995   | 99201  |  |
| 濮 阳 县 Puyang           | 9798  | 22022  | 1494  | 6489  | 337391   | 254744  | 301911   |  |
| <b>许昌市 Xuchang</b>     |   |  |   |       |  |   |  |  |
| 禹 州 市 Yuzhou           | 14808   | 20733  | 938   | 4635  | 327173   | 228245  | 277890   |  |
| 长 葛 市 Changge          | 15086   | 20969  | 769   | 4109  | 262425   | 225363  | 226006   |  |
| 许 昌 县 Xuchang          | 12006   | 16015  | 1253  | 6038  | 142243   | 143804  | 121938   |  |
| 鄢 陵 县 Yanling          | 6002  | 13943  | 1124  | 4039  | 139313   | 157260  | 128321   |  |
| 襄 城 县 Xiangcheng       | 6353  | 11258  | 703   | 2510  | 173055   | 127409  | 157187   |  |
| <b>漯河市 Luohe</b>       |   |  |   |       |  |   |  |  |
| 舞 阳 县 Wuyang           | 4726  | 11639  | 813   | 2671  | 151864   | 159084  | 132233   |  |
| 临 颍 县 Linying          | 10758   | 15386  | 935   | 3801  | 212301   | 281241  | 182986   |  |
| 郾 城 县 Yancheng         | 9806  | 17543  | 1278  | 5114  | 183493   | 247644  | 156476   |  |
| <b>三门峡市 Sanmenxia</b>  |   |  |   |       |  |   |  |  |
| 义 马 市 Yima             | 4769  | 6211   | 259   | 935   | 102643   | 64386   | 79109  |  |
| 灵 宝 市 Lingbao          | 19310   | 20131  | 3229  | 6738  | 449023   | 340262  | 394787   |  |
| 渑 池 县 Mianchi          | 15530   | 19809  | 2169  | 4475  | 135466   | 125100  | 104435   |  |
| 陕 县 Shanxian           | 8358  | 13410  | 1527  | 3227  | 156993   | 149850  | 129736   |  |
| 卢 氏 县 Lushi            | 7183  | 12460  | 1798  | 2943  | 78548  | 76461   | 65038  |  |
| <b>南阳市 Nanyang</b>     |   |  |   |       |  |   |  |  |
| 邓 州 市 Dengzhou         | 17582   | 26277  | 1658  | 10036 | 184825   | 243244  | 162397   |  |
| 南 召 县 Nanzhao          | 5876  | 12804  | 1443  | 4210  | 114507   | 107634  | 86480  |  |
| 方 城 县 Fangcheng        | 11830   | 19278  | 1188  | 5007  | 136754   | 168377  | 118117   |  |
| 西 峡 县 Xixia            | 8194  | 14502  | 1285  | 3508  | 158726   | 138607  | 112558   |  |
| 镇 平 县 Zhenping         | 10968   | 18038  | 1827  | 4856  | 237907   | 213812  | 215904   |  |
| 内 乡 县 Neixiang         | 9783  | 14872  | 1045  | 2879  | 144009   | 112479  | 117191   |  |
| 浙 川 县 Xichuan          | 9685  | 15800  | 1046  | 4119  | 149371   | 155064  | 127270   |  |



21-12 续表2 continued

单位: 万元

(10 000 yuan)

| 县 市<br>County<br>and city    | 财政收入<br>Financial<br>Revenue of<br>the Local<br>Government | 财政支出<br>Financial<br>Expenditures<br>of the Local<br>Government |      | #支农和农林<br>水气事业费<br>Expenditure<br>for Supporting<br>Agricultural<br>Production and<br>Agricultural<br>Operating<br>Expenses | #教育<br>事业费<br>Operating<br>Expenses<br>for<br>Education | 金融机构<br>存款余额<br>Deposits of<br>National<br>Banking<br>System | 金融机构<br>贷款余额<br>Loans of<br>National<br>Banking<br>System | 居民储蓄<br>存 款<br>Balance of<br>Savings<br>Deposit of<br>Rural and<br>Urban<br>Residents |
|------------------------------|--|---|------|---|---|--|---|---|
|                              |  |   |      |   |   |  |   |   |
| 社 旗 县 Sheqi                  | 4050   | 10177   | 882  | 2130  | 98309   | 111136   | 82148   |   |
| 唐 河 县 Tanghe                 | 17244  | 22747   | 1839 | 6727  | 212412  | 229075   | 185731  |   |
| 新 野 县 Xinye                  | 11578  | 16596   | 1426 | 4078  | 183495  | 168978   | 151381  |   |
| 桐 柏 县 Tongbai                | 6082   | 11760   | 1223 | 3553  | 88033   | 107673   | 68966   |   |
| <b>商丘市</b> <b>Shangqiu</b>   |  |   |      |   |   |  |   |   |
| 虞 城 县 Yucheng                | 7754   | 17357   | 928  | 5060  | 125345  | 200319   | 106724  |   |
| 民 权 县 Minquan                | 5610   | 13295   | 1046 | 4675  | 96514   | 160948   | 78765   |   |
| 宁 陵 县 Ningling               | 4358   | 10133   | 396  | 2252  | 73764   | 168829   | 62278   |   |
| 睢 县 Suixian                  | 5707   | 12580   | 526  | 3986  | 112825  | 192809   | 93945   |   |
| 夏 邑 县 Xiayi                  | 7218   | 15434   | 567  | 5023  | 148530  | 217576   | 132393  |   |
| 柘 城 县 Zhecheng               | 6928   | 14078   | 756  | 3884  | 116732  | 212219   | 107592  |   |
| 永 城 市 Yongcheng              | 18276  | 23804   | 1557 | 6830  | 256318  | 267798   | 211848  |   |
| <b>信阳市</b> <b>Xinyang</b>    |  |   |      |   |   |  |   |   |
| 息 县 Xixian                   | 8592   | 18155   | 1290 | 7052  | 134456  | 146345   | 108451  |   |
| 淮 滨 县 Huaibin                | 6766   | 14406   | 1286 | 3299  | 82666   | 104484   | 65922   |   |
| 潢 川 县 Huangchuan             | 9639   | 16316   | 808  | 5115  | 150119  | 165723   | 111110  |   |
| 光 山 县 Guangshan              | 7800   | 16236   | 958  | 5672  | 154020  | 158251   | 127110  |   |
| 固 始 县 Gushi                  | 12977  | 26614   | 1967 | 9858  | 261836  | 231716   | 216859  |   |
| 商 城 县 Shangcheng             | 6259   | 15083   | 1051 | 6419  | 130115  | 116957   | 111129  |   |
| 罗 山 县 Luoshan                | 6536   | 14745   | 1386 | 4983  | 144338  | 131147   | 119628  |   |
| 新 县 Xinxian                  | 5078   | 10555   | 822  | 2803  | 93522   | 88753  | 57035   |   |
| <b>周口市</b> <b>Zhoukou</b>    |  |   |      |   |   |  |   |   |
| 项 城 市 Xiangcheng             | 21251  | 28170   | 1258 | 4721  | 281770  | 323905   | 233414  |   |
| 扶 沟 县 Fugou                  | 6687   | 13122   | 902  | 4156  | 206567  | 223220   | 181638  |   |
| 西 华 县 Xihua                  | 12015  | 17218   | 1339 | 4027  | 159490  | 208038   | 146181  |   |
| 商 水 县 Shangshui              | 8881   | 15843   | 1663 | 3890  | 144346  | 177949   | 122986  |   |
| 太 康 县 Taikang                | 10986  | 18612   | 1253 | 5683  | 178280  | 232404   | 159003  |   |
| 鹿 邑 县 Luyi                   | 8474   | 19413   | 2512 | 4768  | 212823  | 307757   | 192864  |   |
| 郸 城 县 Dancheng               | 7144   | 16205   | 1237 | 7000  | 167665  | 203701   | 152055  |   |
| 淮 阳 县 Huaiyang               | 9276   | 16467   | 1100 | 4403  | 153297  | 238951   | 138770  |   |
| 沈 丘 县 Shenqiu                | 8162   | 17472   | 1487 | 6524  | 236256  | 239003   | 210244  |   |
| <b>驻马店市</b> <b>Zhumadian</b> |  |   |      |   |   |  |   |   |
| 确 山 县 Queshan                | 8830   | 13569   | 852  | 3289  | 108175  | 80746  | 93606   |   |
| 泌 阳 县 Beiyang                | 10363  | 18178   | 1105 | 4791  | 107217  | 125573   | 87627   |   |
| 遂 平 县 Suiping                | 9706   | 13818   | 484  | 3543  | 116474  | 122476   | 106285  |   |
| 西 平 县 Xiping                 | 10338  | 17137   | 984  | 4770  | 178527  | 145595   | 167268  |   |
| 上 蔡 县 Shangcai               | 13248  | 19310   | 965  | 5671  | 185695  | 197314   | 170135  |   |
| 汝 南 县 Runan                  | 9375   | 14845   | 910  | 4136  | 143584  | 156942   | 131737  |   |
| 平 舆 县 Pingyu                 | 8616   | 16950   | 1022 | 5552  | 141938  | 132310   | 128332  |   |
| 新 蔡 县 Xincai                 | 8570   | 15795   | 837  | 5092  | 102515  | 138883   | 87747   |   |
| 正 阳 县 Zhengyang              | 8240   | 14368   | 789  | 3821  | 111859  | 90398  | 98345   |   |
| <b>济源市</b> <b>Jiyuan</b>     |  |   |      |   |   |  |   |   |
| 济 源 市 Jiyuan                 | 21951  | 31645   | 2393 | 7265  | 355242  | 332922   | 284746  |   |

22-1 全国及各省市自治区人口和国内生产总值 (2000)




Population and Gross Domestic Product of the Whole Nation and Provinces, Municipalities Directly Under the Central Government and Autonomous Regions (2000)

| 地区      | Region                                      | 总人口<br>(万人)<br>Population<br>at the<br>Year-end<br>(10 000<br>persons) | 国内生产<br>总值<br>(亿元)<br>Gross<br>Domestic<br>Product<br>(100 million<br>yuan) | 第一<br>产业<br>Primary<br>Industry | 第二<br>产业<br>Secondary<br>Industry | 第三<br>产业<br>Tertiary<br>Industry | 人均<br>国内生产<br>总值<br>Per capita<br>GDP<br>(yuan) |
|---------|---|--|---|---------------------------------|-----------------------------------|----------------------------------|---|
| 全国      | National                                    | 126583   | 89598.69  | 14625.29                        | 44656.50                          | 30303.18                         | 7045  |
| 北京      | Beijing                                     | 1382   | 2478.76   | 29.97                           | 943.51                            | 1445.28                          | 25460   |
| 天津      | Tianjin                                     | 1071   | 1670.36   | 71.54                           | 820.17                            | 747.28                           | 15643   |
| 河北      | Hebei                                       | 6784   | 2686.76   | 824.55                          | 2559.96                           | 1704.45                          | 3960  |
| 山西      | Shanxi                                      | 3297   | 2643.81   | 179.86                          | 827.59                            | 626.36                           | 8018  |
| 内蒙古     | Inner Mongolia                              | 2376   | 1403.01   | 330.80                          | 356.24                            | 425.21                           | 5932  |
| 辽宁      | Liaoning                                    | 4189   | 5544.44   | 155.44                          | 2154.44                           | 1821.22                          | 13238   |
| 吉林      | Jilin                                       | 3111   | 2643.81   | 179.86                          | 827.59                            | 626.36                           | 8497  |
| 黑龙江     | Heilongjiang                                | 3699   | 2643.81   | 179.86                          | 827.59                            | 626.36                           | 6942  |
| 上海      | Shanghai                                    | 1674   | 1674.44   | 155.44                          | 2154.44                           | 1821.22                          | 34547   |
| 江苏      | Jiangsu                                     | 7468   | 3442.52   | 3113.67                         | 1177.9                            | 1177.9                           | 11779   |
| 浙江      | Zhejiang                                    | 4677   | 2981.37   | 2185.71                         | 1945.1                            | 1945.1                           | 19451   |
| 安徽      | Anhui                                       | 5986   | 1009.73   | 461.48                          | 1009.73                           | 1009.73                          | 1688  |
| 福建      | Fujian                                      | 3439   | 3053.34   | 1187.74                         | 2117.27                           | 848.33                           | 8848  |
| 江西      | Jiangxi                                     | 4459   | 1029.73   | 3029.67                         | 1029.73                           | 1029.73                          | 2307  |
| 山东      | Shandong                                    | 9089   | 2788.94   | 1563.39                         | 1563.39                           | 1563.39                          | 3050  |
| 河南      | Henan                                       | 8928   | 4276.32   | 662.30                          | 2123.94                           | 1890.28                          | 4780  |
| 湖北      | Hubei                                       | 6440   | 3691.88   | 764.92                          | 1461.36                           | 1230.71                          | 5899  |
| 湖南      | Hunan                                       | 6440   | 3691.88   | 764.92                          | 1461.36                           | 1230.71                          | 5899  |
| 广东      | Guangdong                                   | 8542   | 9022.23   | 1870.06                         | 4368.75                           | 4295.02                          | 10562   |
| 广西      | Guangxi                                     | 4459   | 2050.14   | 538.69                          | 745.09                            | 619.34                           | 4576  |
| 海南      | Hainan                                      | 787  | 518.44  | 198.36                          | 102.45                            | 217.63                           | 6594  |
| 重庆      | Chongqing                                   | 3090   | 1289.34   | 283.00                          | 627.51                            | 378.83                           | 4173  |
| 四川      | Sichuan                                     | 8329   | 4010.25   | 945.58                          | 1780.49                           | 1284.18                          | 4754  |
| 贵州      | Guizhou                                     | 3525   | 985.37  | 278.99                          | 387.33                            | 314.71                           | 2800  |
| 云南      | Yunnan                                      | 4228   | 1445.09   | 426.35                          | 643.24                            | 697.50                           | 3419  |
| 陕西      | Shaanxi                                     | 283  | 117.46  | 26.42                           | 27.21                             | 26.13                            | 4159  |
| 宁夏      | Ningxia                                     | 305  | 1160.92   | 176.12                          | 184.93                            | 340.88                           | 4549  |
| 青海      | Qinghai                                     | 2962   | 985.46  | 193.26                          | 434.33                            | 238.87                           | 3328  |
| 甘肃      | Gansu                                       | 314  | 261.59  | 18.23                           | 116.00                            | 81.35                            | 8316  |
| 新疆      | Xinjiang                                    | 202  | 1264.36   | 204.18                          | 586.34                            | 473.84                           | 6260  |
| 河南占全国%  | Henan as % of the Country                   | 7.3  | 4.7   | 7.9                             | 6.4                               | 6.4                              | 77.3  |
| 河南居全国位次 | Order of Precedence of Henan in the Country | 8  | 3   | 8                               | 7                                 | 9                                | 18  |

# 全国及各省、市、区 主要统计指标

## Main Indicators on The Whole Nation and Provinces, Municipalities Directly Under The Central Government and Autonomous Regions



河南统计年鉴  
HENAN STATISTICAL YEARBOOK

1. 人口数据为2000年11月1日第五次人口普查数据。  
2. 国内生产总值、人均国内生产总值按现价计算。  
3. The data on population and per capita GDP in this table are calculated at current prices.

英文翻译：方伟平

*English translator: Fang Weiping*

## 22-1 全国及各省市人口和国内生产总值 (2000年)

## Population and Gross Domestic Product of the Whole Nation and Provinces, Municipalities Directly Under the Central Government and Autonomous Regions (2000)

| 地区<br>Region   | 总人口<br>(万人)<br>Population<br>at the<br>Year-end<br>(10 000<br>persons) | 国内生产<br>总 值<br>(亿元)<br>Cross<br>Domestic<br>Products<br>(100 million<br>yuan) | 第一<br>产业            | 第二<br>产业              | #工业<br>Industry | 第三<br>产业             | 人均国内<br>生产总值<br>(元)<br>Per<br>Capita<br>GDP<br>(yuan) |
|--|--|---|---------------------|-----------------------|-----------------|----------------------|---|
|  |  |   | Primary<br>Industry | Secondary<br>Industry |                 | Tertiary<br>Industry |   |
| <b>全 国 National</b>                                    | <b>126583</b>  | <b>88988.80</b>   | <b>14628.20</b>     | <b>44656.80</b>       | <b>38803.10</b> | <b>29703.80</b>      | <b>7045</b>   |
| 北 京 Beijing  | 1382   | 2478.76   | 89.97               | 943.51                | 745.32          | 1445.28              | 22460   |
| 天 津 Tianjin  | 1001   | 1639.36   | 73.54               | 820.17                | 747.28          | 745.65               | 17993   |
| 河 北 Hebei  | 6744   | 5088.96   | 824.55              | 2559.96               | 2246.73         | 1704.45              | 7663  |
| 山 西 Shanxi   | 3297   | 1643.81   | 179.86              | 827.59                | 706.39          | 636.36               | 5137  |
| 内 蒙 古 Inner Mongolia                                   | 2376   | 1401.01   | 350.80              | 556.28                | 455.21          | 493.93               | 5872  |
| 辽 宁 Liaoning   | 4238   | 4669.06   | 503.44              | 2344.40               | 2114.89         | 1821.22              | 11226   |
| 吉 林 Jilin  | 2728   | 1821.19   | 398.73              | 800.28                | 655.68          | 622.18               | 6847  |
| 黑 龙 江 Heilongjiang                                     | 3689   | 3253.00   | 357.00              | 1868.55               | 1664.35         | 1027.45              | 8562  |
| 上 海 Shanghai   | 1674   | 4551.15   | 83.20               | 2163.68               | 1956.66         | 2304.27              | 34547   |
| 江 苏 Jiangsu  | 7438   | 8582.73   | 1031.17             | 4435.89               | 3848.52         | 3115.67              | 11773   |
| 浙 江 Zhejiang   | 4677   | 6036.34   | 664.16              | 3183.47               | 2883.37         | 2188.71              | 13461   |
| 安 徽 Anhui  | 5986   | 3038.24   | 732.19              | 1296.31               | 1100.45         | 1009.73              | 4867  |
| 福 建 Fujian   | 3471   | 3920.07   | 640.57              | 1711.16               | 1470.07         | 1568.34              | 11601   |
| 江 西 Jiangxi  | 4140   | 2003.07   | 485.14              | 700.76                | 539.78          | 817.17               | 4851  |
| 山 东 Shandong   | 9079   | 8542.44   | 1268.57             | 4244.40               | 3737.38         | 3029.47              | 9555  |
| <b>河 南 Henan</b>                                       | <b>9256</b>  | <b>5137.66</b>  | <b>1161.58</b>      | <b>2413.78</b>        | <b>2078.94</b>  | <b>1562.30</b>       | <b>5444</b>   |
| 湖 北 Hubei  | 6028   | 4276.32   | 662.30              | 2123.70               | 1903.28         | 1490.32              | 7188  |
| 湖 南 Hunan  | 6440   | 3691.88   | 784.92              | 1461.86               | 1230.71         | 1445.10              | 5639  |
| 广 东 Guangdong  | 8642   | 9662.23   | 1000.06             | 4868.75               | 4295.03         | 3793.42              | 12885   |
| 广 西 Guangxi  | 4489   | 2050.14   | 538.69              | 748.00                | 619.84          | 763.45               | 4319  |
| 海 南 Hainan   | 787  | 518.48  | 196.56              | 102.45                | 65.76           | 219.47               | 6894  |
| 重 庆 Chongqing  | 3090   | 1589.34   | 283.00              | 657.51                | 527.48          | 648.83               | 5157  |
| 四 川 Sichuan  | 8329   | 4010.25   | 945.58              | 1700.49               | 1393.84         | 1364.18              | 4784  |
| 贵 州 Guizhou  | 3525   | 993.53  | 270.99              | 387.85                | 314.73          | 334.69               | 2662  |
| 云 南 Yunnan   | 4288   | 1955.09   | 436.26              | 843.24                | 697.69          | 675.59               | 4637  |
| 西 藏 Tibet  | 262  | 117.46  | 36.32               | 27.21                 | 10.13           | 53.93                | 4559  |
| 陕 西 Shaanxi  | 3605   | 1660.92   | 279.12              | 731.90                | 549.58          | 649.90               | 4549  |
| 甘 肃 Gansu  | 2562   | 983.36  | 193.36              | 439.88                | 328.41          | 350.12               | 3838  |
| 青 海 Qinghai  | 518  | 263.59  | 38.53               | 114.00                | 80.55           | 111.06               | 5087  |
| 宁 夏 Ningxia  | 562  | 265.57  | 45.95               | 120.04                | 93.00           | 99.58                | 4839  |
| 新 疆 Xinjiang   | 1925   | 1364.36   | 288.18              | 586.84                | 422.08          | 489.34               | 7470  |
| <b>河南为全国%</b>  | <b>7.3</b>   | <b>5.8</b>  | <b>7.9</b>          | <b>5.4</b>            | <b>5.4</b>      | <b>5.3</b>           | <b>77.3</b>   |
| <b>Henan as % of the Country</b>                       |  |   |                     |                       |                 |                      |   |
| <b>河南居全国位次</b>   | <b>1</b>   | <b>5</b>  | <b>2</b>            | <b>6</b>              | <b>7</b>        | <b>9</b>             | <b>18</b>   |
| <b>Order of Precedence<br/>of Henan in the Country</b> |  |   |                     |                       |                 |                      |   |

注: 1.总人口为2000年11月1日第五次人口普查快速汇总数据。

2.国内生产总值、人均国内生产总值按当年价格计算。

a)The data of population are taken from celerity collect data of the fifth population census in 1-11-2000.

b)GDP and per capita GDP in this table are calculated at current prices.

## 22-2 全国及各省市区固定资产投资和在岗职工工资 (2000年)

### Investment in Fixed Assets and Wages of Staff and Workers on Job of the Whole Nation and Provinces, Municipalities Directly Under the Central Government and Autonomous Regions (2000)

| 地 区<br>Region  | 全社会固<br>定资产投<br>(亿元)<br>Total<br>Investment<br>in Fixed<br>Assets<br>(100 million<br>yuan) | #国有<br>经济<br>State-<br>Owned<br>Units | #集体<br>经济<br>Collective-<br>Owned<br>Units | 在岗职工<br>工资总额<br>(亿元)<br>Wages of<br>Staff and<br>Workers<br>(100 million<br>yuan) |  |   | 在岗职工<br>平均工资<br>(元)<br>Average<br>Wage of<br>Staff and<br>Workers<br>(yuan) |  |   |
|--|--|---------------------------------------|--|---|--|---|---|--|---|
|  |  |                                       |  | #国有<br>经济<br>State-<br>Owned<br>Units   | #城镇集<br>体经济<br>Urban<br>Collective<br>Owned<br>Units | 在岗职工<br>工资总额<br>(亿元)<br>Wages of<br>Staff and<br>Workers<br>(100 million<br>yuan) | #国有<br>经济<br>State-<br>Owned<br>Units                                       | #城镇集<br>体经济<br>Urban<br>Collective<br>Owned<br>Units | 在岗职工<br>平均工资<br>(元)<br>Average<br>Wage of<br>Staff and<br>Workers<br>(yuan) |
| <b>全 国 National</b>                                    | <b>32917.73</b>  | <b>16504.44</b>                       | <b>4801.45</b>                             | <b>10656.19</b>   | <b>7612.92</b>                                       | <b>918.96</b>   | <b>9371</b>   | <b>9552</b>  | <b>6262</b>   |
| 北 京 Beijing  | 1280.46  | 758.06                                | 76.65                                      | 663.93  | 437.46   | 42.80   | 16350   | 16431  | 10005   |
| 天 津 Tianjin  | 610.94   | 255.52                                | 75.36                                      | 244.47  | 136.39   | 18.45   | 12480   | 12721  | 7646  |
| 河 北 Hebei  | 1816.79  | 827.66                                | 504.59                                     | 427.18  | 345.97   | 31.85   | 7781  | 8146   | 5187  |
| 山 西 Shanxi   | 548.16   | 347.21                                | 48.36                                      | 256.15  | 200.89   | 20.11   | 6918  | 7249   | 4193  |
| 内 蒙 古 Inner Mongolia                                   | 423.64   | 263.04                                | 27.14                                      | 185.96  | 144.28   | 12.53   | 6974  | 7261   | 4826  |
| 辽 宁 Liaoning   | 1267.68  | 649.42                                | 154.13                                     | 525.11  | 382.98   | 53.74   | 8811  | 9221   | 5721  |
| 吉 林 Jilin  | 603.51   | 318.52                                | 47.59                                      | 264.96  | 203.77   | 23.45   | 7924  | 8121   | 5501  |
| 黑 龙 江 Heilongjiang                                     | 832.64   | 452.45                                | 31.91                                      | 421.53  | 308.21   | 35.04   | 7835  | 7792   | 4708  |
| 上 海 Shanghai   | 1869.38  | 826.83                                | 265.75                                     | 587.66  | 355.07   | 34.26   | 18531   | 18865  | 12020   |
| 江 苏 Jiangsu  | 2569.97  | 1137.93                               | 624.44                                     | 705.36  | 463.63   | 82.97   | 10299   | 11109  | 6962  |
| 浙 江 Zhejiang   | 2349.95  | 875.69                                | 569.00                                     | 490.55  | 288.50   | 55.25   | 13076   | 14465  | 10403   |
| 安 徽 Anhui  | 803.97   | 428.76                                | 75.35                                      | 275.53  | 201.58   | 31.74   | 6989  | 7471   | 4762  |
| 福 建 Fujian   | 1112.20  | 407.19                                | 161.78                                     | 334.62  | 188.07   | 26.63   | 10584   | 11170  | 8140  |
| 江 西 Jiangxi  | 516.08   | 279.78                                | 60.33                                      | 204.74  | 168.17   | 15.17   | 7014  | 7249   | 4676  |
| 山 东 Shandong   | 2531.10  | 1167.85                               | 680.61                                     | 695.13  | 524.43   | 58.84   | 8772  | 9656   | 5586  |
| <b>河 南 Henan</b>                                       | <b>1475.72</b>   | <b>737.22</b>                         | <b>249.76</b>                              | <b>495.66</b>   | <b>338.39</b>  | <b>66.44</b>  | <b>6930</b>   | <b>7453</b>  | <b>4913</b>   |
| 湖 北 Hubei  | 1339.20  | 762.24                                | 175.09                                     | 405.34  | 328.17   | 32.91   | 7565  | 7989   | 5090  |
| 湖 南 Hunan  | 1012.24  | 520.08                                | 118.79                                     | 358.06  | 303.06   | 31.92   | 8128  | 8401   | 5995  |
| 广 东 Guangdong  | 3145.13  | 1260.84                               | 356.55                                     | 1038.38   | 604.59   | 91.81   | 13823   | 14387  | 8615  |
| 广 西 Guangxi  | 583.34   | 314.77                                | 38.09                                      | 216.66  | 172.52   | 14.61   | 7651  | 7663   | 5583  |
| 海 南 Hainan   | 198.87   | 83.14                                 | 11.36                                      | 57.50   | 46.74  | 2.52  | 7408  | 7146   | 5919  |
| 重 庆 Chongqing  | 572.59   | 268.79                                | 68.52                                      | 173.23  | 129.02   | 17.67   | 8020  | 8390   | 5816  |
| 四 川 Sichuan  | 1418.04  | 667.30                                | 223.52                                     | 436.95  | 338.72   | 40.52   | 8323  | 8909   | 5749  |
| 贵 州 Guizhou  | 396.98   | 247.73                                | 28.32                                      | 144.56  | 116.41   | 10.18   | 7468  | 7594   | 5444  |
| 云 南 Yunnan   | 683.96   | 437.27                                | 61.99                                      | 254.46  | 209.50   | 16.78   | 9231  | 9422   | 7033  |
| 西 藏 Tibet  | 64.05  | 61.42                                 | 0.17                                       | 23.20   | 22.24  | 0.46  | 14976   | 15566  | 5835  |
| 陕 西 Shaanxi  | 653.67   | 428.82                                | 44.78                                      | 257.28  | 214.32   | 14.42   | 7804  | 8043   | 4920  |
| 甘 肃 Gansu  | 395.40   | 277.82                                | 25.98                                      | 172.99  | 147.84   | 17.57   | 8560  | 8916   | 6806  |
| 青 海 Qinghai  | 151.14   | 96.07                                 | 6.69                                       | 49.76   | 46.36  | 2.27  | 10050   | 10744  | 4785  |
| 宁 夏 Ningxia  | 157.52   | 97.88                                 | 9.23                                       | 54.81   | 44.83  | 3.49  | 8590  | 8913   | 6538  |
| 新 疆 Xinjiang   | 610.39   | 329.42                                | 24.91                                      | 234.47  | 200.78   | 12.55   | 8717  | 8731   | 7489  |
| <b>河南为全国%</b>  | <b>4.5</b>   | <b>4.5</b>                            | <b>5.2</b>                                 | <b>4.7</b>  | <b>4.4</b>   | <b>7.2</b>  | <b>74.0</b>   | <b>78.0</b>  | <b>78.5</b>   |
| <b>Henan as % of the Country</b>                       |  |                                       |  |   |  |   |   |  |   |
| <b>河南居全国位次</b>   | <b>7</b>   | <b>9</b>                              | <b>7</b>                                   | <b>7</b>  | <b>9</b>   | <b>3</b>  | <b>30</b>   | <b>27</b>  | <b>25</b>   |
| <b>Order of Precedence<br/>of Henan in the Country</b> |  |                                       |  |   |  |   |   |  |   |

## 22-3 全国及各省市物价指数 (2000年)

Price Indices of The Whole Nation and Provinces, Municipalities  
Directly Under The Central Government and Autonomous Regions (2000)

(上年=100)

(Preceding Year=100)

| 地 区<br>Region  | 居民消费<br>价 格<br>总 指 数<br>General<br>Consumer<br>Price<br>Index |              |             | 商品零售<br>价 格<br>总 指 数<br>General<br>Retail<br>Price<br>Index |              |             | 农业生产<br>资料价格<br>总 指 数<br>Price<br>Index of<br>Agricultural<br>Means of<br>Production | 农 产 品<br>收 购 价 格<br>总 指 数<br>General<br>Purchasing<br>Price Index<br>of Farm<br>Products |
|--|---|--------------|-------------|---|--------------|-------------|--|--|
|  | 城 市<br>Urban  | 农 村<br>Rural |             | 城 市<br>Urban  | 农 村<br>Rural |             |  |  |
| <b>全 国 National</b>  | <b>100.4</b>  | <b>100.8</b> | <b>99.9</b> | <b>98.5</b>   | <b>98.5</b>  | <b>98.5</b> | <b>99.1</b>  | <b>96.4</b>  |
| 北 京 Beijing  | 103.5   |              |             | 98.9  |              |             |  |  |
| 天 津 Tianjin  | 99.6  |              |             | 98.6  |              |             |  |  |
| 河 北 Hebei  | 99.7  | 100.5        | 99.1        | 99.1  | 99.2         | 98.9        | 101.5  | 93.0   |
| 山 西 Shanxi   | 103.9   | 104.7        | 103.0       | 97.1  | 96.8         | 97.5        | 102.5  | 93.3   |
| 内 蒙 古 Inner Mongolia   | 101.3   | 101.3        | 101.2       | 98.8  | 98.7         | 98.9        | 106.1  | 99.7   |
| 辽 宁 Liaoning   | 99.9  | 100.0        | 99.7        | 98.4  | 98.4         | 98.6        | 97.5   | 95.4   |
| 吉 林 Jilin  | 98.6  | 98.3         | 99.6        | 98.0  | 97.6         | 99.2        | 98.9   | 96.0   |
| 黑 龙 江 Heilongjiang   | 98.3  | 98.7         | 97.2        | 97.8  | 97.9         | 97.6        | 98.6   | 100.7  |
| 上 海 Shanghai   | 102.5   |              |             | 96.4  |              |             |  |  |
| 江 苏 Jiangsu  | 100.1   | 100.0        | 100.1       | 98.6  | 98.5         | 98.8        | 98.9   | 100.5  |
| 浙 江 Zhejiang   | 101.0   | 100.9        | 101.1       | 99.0  | 98.8         | 99.1        | 100.4  | 100.8  |
| 安 徽 Anhui  | 100.7   | 100.9        | 100.5       | 98.0  | 97.9         | 98.0        | 98.2   | 93.2   |
| 福 建 Fujian   | 102.1   | 103.2        | 101.3       | 98.9  | 99.0         | 98.9        | 97.4   | 94.8   |
| 江 西 Jiangxi  | 100.3   | 102.1        | 99.1        | 98.5  | 98.6         | 98.5        | 95.9   | 97.5   |
| 山 东 Shandong   | 100.2   | 101.2        | 99.3        | 98.6  | 98.8         | 98.3        | 98.7   | 90.8   |
| <b>河 南 Henan</b>   | <b>99.2</b>   | <b>99.1</b>  | <b>99.2</b> | <b>98.5</b>   | <b>98.8</b>  | <b>98.3</b> | <b>99.6</b>  | <b>96.8</b>  |
| 湖 北 Hubei  | 99.0  | 100.0        | 98.2        | 97.8  | 98.1         | 97.1        | 97.6   | 97.0   |
| 湖 南 Hunan  | 101.4   | 101.3        | 101.4       | 99.3  | 99.8         | 98.4        | 99.3   | 96.8   |
| 广 东 Guangdong  | 101.4   | 102.2        | 100.0       | 99.9  | 100.0        | 99.6        | 98.1   | 97.9   |
| 广 西 Guangxi  | 99.7  | 100.0        | 99.5        | 98.6  | 98.4         | 98.8        | 99.9   | 92.8   |
| 海 南 Hainan   | 101.1   | 101.5        | 100.2       | 99.9  | 101.0        | 99.0        | 98.0   |  |
| 重 庆 Chongqing  | 96.7  |              |             | 95.5  |              |             |  |  |
| 四 川 Sichuan  | 100.1   | 99.7         | 100.6       | 97.7  | 97.5         | 97.8        | 96.2   | 98.7   |
| 贵 州 Guizhou  | 99.5  | 99.2         | 100.2       | 97.3  | 96.9         | 97.8        | 100.6  | 95.6   |
| 云 南 Yunnan   | 97.9  | 97.6         | 98.4        | 97.6  | 97.0         | 98.4        | 98.9   | 93.6   |
| 西 藏 Tibet  | 99.9  | 100.4        | 99.8        | 99.2  | 99.1         | 99.5        |  |  |
| 陕 西 Shaanxi  | 99.5  | 100.3        | 99.0        | 98.3  | 98.8         | 97.7        | 102.2  | 96.0   |
| 甘 肃 Gansu  | 99.5  | 99.2         | 100.1       | 99.1  | 98.9         | 99.6        | 103.9  | 98.5   |
| 青 海 Qinghai  | 99.5  | 99.6         | 99.4        | 99.0  | 99.3         | 98.9        | 100.7  | 100.7  |
| 宁 夏 Ningxia  | 99.6  | 99.7         | 99.5        | 97.6  | 97.8         | 97.4        | 96.0   | 98.0   |
| 新 疆 Xinjiang   | 99.4  | 100.1        | 97.6        | 98.3  | 98.9         | 97.4        | 97.9   | 101.0  |
| <b>河南为全国%</b><br><b>Henan as % of the Country</b>                              |   |              |             |   |              |             |  |  |
| <b>河南居全国位次</b><br><b>Order of Precedence</b><br><b>of Henan in the Country</b> | <b>26</b>   | <b>24</b>    | <b>20</b>   | <b>16</b>   | <b>10</b>    | <b>17</b>   | <b>10</b>  | <b>13</b>  |

## 22-4 全国及各省市区城乡居民收支 (2000年)

## Revenue and Expenditure of Urban and Rural Residents of the Whole Nation and Provinces, Municipalities Directly Under the Central Government and Autonomous Regions (2000)

单位: 元

(yuan)

| 地区<br>Region   | 城镇居民人<br>均全部收入<br>Per Capita<br>Annual<br>Total<br>Income in<br>Urban<br>Households |                                 | 城镇居民<br>人均消费性<br>支出<br>Per Capita<br>Living<br>Expenditure<br>of Urban<br>Households | 农民人均<br>总收入<br>Per Capita<br>Annual<br>Total<br>Income in<br>Rural<br>Households |                | 农民人均<br>现金收入<br>Per Capita<br>Annual Cash<br>Income of<br>Rural<br>Households | 农民人均<br>生活消费<br>支出<br>Per Capita<br>Living<br>Expenditure<br>of Rural<br>Households | 农民人均<br>现金支出<br>Per Capita<br>Annual Cash<br>Expenditures<br>of Rural<br>Households |
|--|---|---------------------------------|--|--|----------------|---|---|---|
|  | #可支配<br>收入<br>Annual<br>Disposable<br>Income  | #纯收入<br>Annual<br>Net<br>Income |  |  |                |   |   |   |
| <b>全 国 National</b>                                    | <b>6316.81</b>  | <b>6279.98</b>                  | <b>4998.00</b>   | <b>3146.22</b>   | <b>2253.42</b> | <b>2381.60</b>  | <b>1670.13</b>  | <b>2140.37</b>  |
| 北 京 Beijing  | 10416.39  | 10349.69                        | 8493.49  | 5515.65  | 4604.55        | 5092.56   | 3425.71   | 4374.65   |
| 天 津 Tianjin  | 8165.12   | 8140.50                         | 6121.04  | 4649.13  | 3622.39        | 3938.48   | 1995.61   | 2940.32   |
| 河 北 Hebei  | 5686.24   | 5661.16                         | 4348.47  | 3307.55  | 2478.86        | 2607.23   | 1365.23   | 1977.44   |
| 山 西 Shanxi   | 4745.27   | 4724.11                         | 3941.87  | 2423.85  | 1905.61        | 1836.31   | 1149.01   | 1425.88   |
| 内 蒙 古 Inner Mongolia                                   | 5150.84   | 5129.05                         | 3927.75  | 3440.31  | 2038.21        | 2448.89   | 1614.91   | 2355.68   |
| 辽 宁 Liaoning   | 5389.03   | 5357.79                         | 4356.06  | 3704.29  | 2355.58        | 3050.75   | 1753.54   | 2783.07   |
| 吉 林 Jilin  | 4829.17   | 4810.00                         | 4020.87  | 3259.07  | 2022.50        | 2296.07   | 1553.35   | 2495.37   |
| 黑 龙 江 Heilongjiang                                     | 4945.45   | 4912.88                         | 3824.44  | 3712.63  | 2148.22        | 2654.57   | 1540.35   | 2821.14   |
| 上 海 Shanghai   | 11802.40  | 11718.01                        | 8868.19  | 6399.54  | 5596.37        | 5914.94   | 4137.61   | 5199.98   |
| 江 苏 Jiangsu  | 6841.45   | 6800.23                         | 5323.18  | 4542.03  | 3595.09        | 3673.63   | 2337.46   | 2970.24   |
| 浙 江 Zhejiang   | 9334.18   | 9279.16                         | 7020.22  | 5325.17  | 4253.67        | 4863.37   | 3230.88   | 4160.18   |
| 安 徽 Anhui  | 5331.58   | 5293.55                         | 4232.98  | 2585.56  | 1934.57        | 1901.60   | 1321.50   | 1614.69   |
| 福 建 Fujian   | 7486.39   | 7432.26                         | 5638.74  | 4103.55  | 3230.49        | 3617.21   | 2409.69   | 3017.52   |
| 江 西 Jiangxi  | 5129.51   | 5103.58                         | 3623.56  | 2833.80  | 2135.30        | 2004.94   | 1642.66   | 1861.27   |
| 山 东 Shandong   | 6521.60   | 6489.97                         | 5022.00  | 3880.98  | 2659.20        | 3090.67   | 1770.75   | 2574.97   |
| <b>河 南 Henan</b>                                       | <b>4784.04</b>  | <b>4766.26</b>                  | <b>3830.71</b>   | <b>2726.08</b>   | <b>1985.82</b> | <b>1854.40</b>  | <b>1315.83</b>  | <b>1578.10</b>  |
| 湖 北 Hubei  | 5542.60   | 5524.54                         | 4644.50  | 3008.13  | 2268.59        | 2098.22   | 1555.61   | 1808.57   |
| 湖 南 Hunan  | 6261.15   | 6218.73                         | 5218.79  | 3195.13  | 2197.16        | 2440.74   | 1942.94   | 2363.32   |
| 广 东 Guangdong  | 9853.65   | 9761.57                         | 8016.91  | 4590.47  | 3654.48        | 3759.51   | 2646.02   | 3090.91   |
| 广 西 Guangxi  | 5881.65   | 5834.43                         | 4852.31  | 2649.18  | 1864.51        | 1975.68   | 1487.96   | 1809.36   |
| 海 南 Hainan   | 5416.17   | 5358.32                         | 4082.56  | 2840.75  | 2182.26        | 2208.68   | 1483.90   | 1643.59   |
| 重 庆 Chongqing  | 6296.74   | 6275.98                         | 5569.84  | 2594.95  | 1892.44        | 1627.80   | 1395.53   | 1516.77   |
| 四 川 Sichuan  | 5925.59   | 5894.27                         | 4855.78  | 2829.93  | 1903.60        | 1841.69   | 1484.59   | 1709.57   |
| 贵 州 Guizhou  | 5137.19   | 5122.21                         | 4278.28  | 1947.47  | 1374.16        | 1136.38   | 1096.64   | 1063.25   |
| 云 南 Yunnan   | 6369.58   | 6324.64                         | 5185.31  | 2246.94  | 1478.60        | 1430.02   | 1270.83   | 1360.59   |
| 西 藏 Tibet  | 7477.49   | 7426.32                         | 5554.42  | 1732.32  | 1330.81        | 1174.80   | 1116.59   | 719.55  |
| 陕 西 Shaanxi  | 5149.30   | 5124.24                         | 4276.67  | 2032.79  | 1443.86        | 1558.95   | 1251.21   | 1599.51   |
| 甘 肃 Gansu  | 4944.32   | 4916.25                         | 4126.47  | 1958.00  | 1428.68        | 1309.03   | 1084.00   | 1226.34   |
| 青 海 Qinghai  | 5196.69   | 5169.96                         | 4185.73  | 2000.32  | 1490.49        | 1365.72   | 1218.23   | 1327.21   |
| 宁 夏 Ningxia  | 4948.04   | 4912.40                         | 4200.50  | 2819.79  | 1724.30        | 2169.24   | 1417.13   | 2032.23   |
| 新 疆 Xinjiang   | 5686.52   | 5644.86                         | 4422.93  | 3129.35  | 1618.08        | 2444.30   | 1236.45   | 2353.45   |
| <b>河南为全国%</b>  | <b>75.7</b>   | <b>75.9</b>                     | <b>76.6</b>  | <b>86.6</b>  | <b>88.1</b>    | <b>77.9</b>   | <b>78.8</b>   | <b>73.7</b>   |
| <b>Henan as % of the Country</b>                       |   |                                 |  |  |                |   |   |   |
| <b>河南居全国位次</b>   | <b>30</b>   | <b>30</b>                       | <b>29</b>  | <b>21</b>  | <b>18</b>      | <b>22</b>   | <b>23</b>   | <b>24</b>   |
| <b>Order of Precedence<br/>of Henan in the Country</b> |   |                                 |  |  |                |   |   |   |

## 22-5 全国及各省市农业生产条件 (2000年)

### Basic Indicators of Agriculture of the Whole Nation and Provinces, Municipalities Directly Under the Central Government and Autonomous Regions (2000)

| 地区                               | Region          | 农业机械<br>总动力<br>(万千瓦)<br>Total<br>Agricultural<br>Machinery<br>Power<br>(10 000kw) | 农用大中<br>型拖拉机<br>(台)<br>Number of<br>large and<br>medium<br>Agricultural<br>Tractors<br>(unit) | 小型<br>拖拉机<br>(台)<br>Number of<br>Mini-<br>tractors<br>(unit) | 大中型拖拉<br>机配套农具<br>(部)<br>Number of<br>Large and<br>Medium<br>Tractor<br>Towing Farm<br>Machinery<br>(unit) | 有效<br>灌溉面积<br>(千公顷)<br>Irrigated<br>Area<br>(1 000<br>hectares) | 农用化肥<br>施用折纯<br>量(万吨)<br>Consumption<br>of Chemical<br>Fertilizers<br>(10 000<br>tons) | #氮肥<br>Nitrogenous<br>Fertilizer | 农村用电量<br>(亿千瓦<br>小时)<br>Electricity<br>Consumed<br>in Rural<br>Areas<br>(100<br>million<br>kwh) |
|----------------------------------|-----------------|---|---|--|--|---|--|----------------------------------|---|
| <b>全 国</b>                       | <b>National</b> | <b>52573.6</b>  | <b>827003</b>   | <b>12643696</b>  | <b>1399886</b>   | <b>53820.3</b>  | <b>4146.4</b>  | <b>2161.5</b>                    | <b>2421.30</b>  |
| 北 京                              | Beijing         | 399.2   | 11781   | 25004  | 21822  | 328.2   | 17.9   | 10.4                             | 31.02   |
| 天 津                              | Tianjin         | 593.4   | 9500  | 37800  | 12600  | 353.2   | 16.6   | 9.2                              | 35.49   |
| 河 北                              | Hebei           | 7000.4  | 63624   | 1298453  | 108349   | 4482.3  | 270.6  | 148.0                            | 180.45  |
| 山 西                              | Shanxi          | 1701.3  | 23160   | 198058   | 43449  | 1105.0  | 87.0   | 42.2                             | 53.14   |
| 内 蒙 古                            | Inner Mongolia  | 1350.3  | 32900   | 435933   | 48786  | 2371.7  | 74.8   | 42.8                             | 21.30   |
| 辽 宁                              | Liaoning        | 1339.8  | 35101   | 158238   | 47676  | 1440.7  | 109.8  | 66.7                             | 103.50  |
| 吉 林                              | Jilin           | 1015.4  | 32548   | 389256   | 74659  | 1315.1  | 112.1  | 64.7                             | 23.75   |
| 黑 龙 江                            | Heilongjiang    | 1613.8  | 75553   | 651685   | 192166   | 2032.0  | 121.6  | 52.4                             | 27.50   |
| 上 海                              | Shanghai        | 142.5   | 7844  | 9253   | 20253  | 285.9   | 19.3   | 14.9                             | 73.19   |
| 江 苏                              | Jiangsu         | 2925.3  | 53000   | 88900  | 86200  | 3900.9  | 335.5  | 189.3                            | 314.60  |
| 浙 江                              | Zhejiang        | 1990.1  | 6758  | 251967   | 4175   | 1403.2  | 89.7   | 59.7                             | 255.27  |
| 安 徽                              | Anhui           | 2975.9  | 14500   | 1657766  | 27993  | 3197.2  | 253.2  | 118.4                            | 45.81   |
| 福 建                              | Fujian          | 873.3   | 1897  | 153250   | 435  | 940.2   | 123.3  | 55.7                             | 72.43   |
| 江 西                              | Jiangxi         | 902.3   | 8144  | 78634  | 3037   | 1903.4  | 106.9  | 47.5                             | 35.29   |
| 山 东                              | Shandong        | 7025.2  | 140529  | 1442665  | 276967   | 4824.9  | 423.2  | 198.6                            | 200.27  |
| <b>河 南</b>                       | <b>Henan</b>    | <b>5780.6</b>   | <b>66185</b>  | <b>2246700</b>   | <b>118700</b>  | <b>4725.3</b>   | <b>420.7</b>   | <b>206.9</b>                     | <b>125.80</b>   |
| 湖 北                              | Hubei           | 1414.0  | 68163   | 236342   | 48135  | 2072.5  | 247.1  | 132.7                            | 60.86   |
| 湖 南                              | Hunan           | 2209.7  | 4954  | 209271   | 6428   | 2677.5  | 182.2  | 98.1                             | 44.53   |
| 广 东                              | Guangdong       | 1763.9  | 6746  | 335452   | 3541   | 1478.5  | 176.2  | 95.9                             | 405.46  |
| 广 西                              | Guangxi         | 1467.9  | 11320   | 261001   | 9091   | 1501.6  | 157.8  | 56.9                             | 29.58   |
| 海 南                              | Hainan          | 200.9   | 2573  | 29931  | 1744   | 179.8   | 26.3   | 10.7                             | 1.49  |
| 重 庆                              | Chongqing       | 586.5   | 493   | 14900  | 500  | 624.6   | 72.0   | 46.0                             | 27.87   |
| 四 川                              | Sichuan         | 1679.7  | 9545  | 132898   | 7866   | 2469.0  | 212.6  | 123.0                            | 82.83   |
| 贵 州                              | Guizhou         | 618.6   | 16800   | 55000  | 1600   | 653.4   | 71.3   | 42.2                             | 14.18   |
| 云 南                              | Yunnan          | 1301.3  | 13000   | 300694   | 8138   | 1403.4  | 112.1  | 66.1                             | 31.74   |
| 西 藏                              | Tibet           | 114.5   | 2025  | 30999  | 1033   | 157.0   | 2.5  | 1.2                              | 0.34  |
| 陕 西                              | Shaanxi         | 1042.9  | 26700   | 199300   | 36200  | 1308.0  | 131.2  | 73.0                             | 59.49   |
| 甘 肃                              | Gansu           | 1056.9  | 12260   | 328559   | 18118  | 981.5   | 64.5   | 30.0                             | 29.43   |
| 青 海                              | Qinghai         | 256.2   | 2409  | 167830   | 8249   | 211.4   | 7.2  | 3.3                              | 2.30  |
| 宁 夏                              | Ningxia         | 308.6   | 4774  | 157061   | 5608   | 398.8   | 23.6   | 13.6                             | 7.94  |
| 新 疆                              | Xinjiang        | 851.2   | 62202   | 260896   | 156368   | 3094.3  | 79.2   | 42.8                             | 24.45   |
| <b>河南为全国%</b>                    |                 | <b>11.0</b>   | <b>8.0</b>  | <b>17.8</b>  | <b>8.5</b>   | <b>8.8</b>  | <b>10.1</b>  | <b>9.6</b>                       | <b>5.2</b>  |
| <b>Henan as % of the Country</b> |                 |   |   |  |  |   |  |                                  |   |
| <b>河南居全国位次</b>                   |                 | <b>3</b>  | <b>4</b>  | <b>1</b>   | <b>4</b>   | <b>2</b>  | <b>2</b>   | <b>1</b>                         | <b>6</b>  |
| <b>Order of Precedence</b>       |                 |   |   |  |  |   |  |                                  |   |
| <b>of Henan in the Country</b>   |                 |   |   |  |  |   |  |                                  |   |



## 22-6 全国及各省市自治区农林牧渔业产值和主要农产品产量 (2000年)

## Gross Output Value of Farming, Forestry, Animal Husbandry and Fishery and Output of Major Farm Products of the Whole Nation and Provinces, Municipalities Directly Under the Central Government and Autonomous Regions (2000)

| 地区<br>Region  | 农林牧渔业总产值<br>(亿元)<br>Gross Output Value of Farming, Forestry, Animal Husbandry and Fishery<br>(100 million yuan) | 产 量 (万吨)<br>Yield (10 000 tons) |                |              |                         |               | 水果<br>Fruits  | 肉类<br>Meat   | 奶类<br>Milk    | 水产品<br>Aquatic Products |
|---|---|---------------------------------|----------------|--------------|-------------------------|---------------|---------------|--------------|---------------|-------------------------|
|   |   | 粮食<br>Grain                     | 谷物<br>Cereal   | 棉花<br>Cotton | 油料<br>Oil-bearing Crops |               |               |              |               |                         |
| <b>全 国 National</b>   | <b>24915.8</b>  | <b>46217.5</b>                  | <b>40522.4</b> | <b>441.7</b> | <b>2954.8</b>           | <b>6225.1</b> | <b>6125.4</b> | <b>919.1</b> | <b>4278.5</b> |                         |
| 北 京 Beijing   | 195.2   | 144.2                           | 136.1          | 0.2          | 3.8                     | 58.6          | 55.9          | 30.4         | 7.5           |                         |
| 天 津 Tianjin   | 156.3   | 124.1                           | 119.1          | 1.8          | 3.3                     | 28.3          | 28.9          | 16.5         | 24.2          |                         |
| 河 北 Hebei   | 1544.7  | 2551.1                          | 2355.6         | 30.0         | 147.0                   | 677.3         | 419.4         | 96.2         | 80.9          |                         |
| 山 西 Shanxi  | 322.4   | 853.4                           | 703.0          | 4.5          | 44.8                    | 204.5         | 63.7          | 35.9         | 2.6           |                         |
| 内 蒙 古 Inner Mongolia  | 543.2   | 1241.9                          | 947.9          | 0.2          | 116.4                   | 21.4          | 143.4         | 83.0         | 7.2           |                         |
| 辽 宁 Liaoning  | 967.4   | 1140.0                          | 1029.1         | 0.6          | 29.6                    | 250.0         | 225.7         | 21.9         | 338.5         |                         |
| 吉 林 Jilin   | 609.4   | 1638.0                          | 1448.3         |              | 39.0                    | 48.6          | 216.3         | 15.0         | 14.0          |                         |
| 黑 龙 江 Heilongjiang  | 625.1   | 2545.5                          | 1947.1         |              | 43.8                    | 19.2          | 151.6         | 156.5        | 38.2          |                         |
| 上 海 Shanghai  | 216.5   | 174.0                           | 170.5          | 0.1          | 16.4                    | 22.5          | 55.0          | 25.9         | 28.9          |                         |
| 江 苏 Jiangsu   | 1869.7  | 3106.6                          | 2907.1         | 31.4         | 225.6                   | 176.4         | 328.0         | 25.7         | 308.8         |                         |
| 浙 江 Zhejiang  | 1062.9  | 1217.7                          | 1093.9         | 2.9          | 57.9                    | 170.4         | 117.6         | 11.2         | 469.5         |                         |
| 安 徽 Anhui   | 1220.0  | 2472.1                          | 2174.5         | 27.4         | 285.1                   | 110.6         | 297.8         | 4.1          | 159.8         |                         |
| 福 建 Fujian  | 1037.3  | 854.7                           | 661.2          | 0.0          | 25.8                    | 356.4         | 137.6         | 9.9          | 527.9         |                         |
| 江 西 Jiangxi   | 760.3   | 1614.6                          | 1501.6         | 6.8          | 96.7                    | 42.3          | 184.4         | 5.8          | 127.1         |                         |
| 山 东 Shandong  | 2294.3  | 3837.7                          | 3467.3         | 59.0         | 356.9                   | 966.6         | 560.2         | 70.5         | 698.2         |                         |
| <b>河 南 Henan</b>  | <b>1981.5</b>   | <b>4101.5</b>                   | <b>3669.7</b>  | <b>70.4</b>  | <b>392.6</b>            | <b>364.7</b>  | <b>517.0</b>  | <b>20.2</b>  | <b>32.2</b>   |                         |
| 湖 北 Hubei   | 1125.6  | 2218.5                          | 1962.6         | 30.4         | 287.2                   | 215.7         | 248.8         | 5.9          | 234.3         |                         |
| 湖 南 Hunan   | 1221.7  | 2767.9                          | 2552.3         | 15.8         | 139.3                   | 150.5         | 434.7         | 1.1          | 133.2         |                         |
| 广 东 Guangdong   | 1640.7  | 1760.1                          | 1510.2         |              | 78.8                    | 643.5         | 322.2         | 9.5          | 593.2         |                         |
| 广 西 Guangxi   | 829.0   | 1528.5                          | 1415.9         | 0.1          | 58.6                    | 360.1         | 276.2         | 1.7          | 239.9         |                         |
| 海 南 Hainan  | 311.9   | 199.6                           | 156.9          |              | 10.1                    | 105.5         | 38.0          |              | 83.1          |                         |
| 重 庆 Chongqing   | 412.6   | 1106.9                          | 843.4          | 0.0          | 31.1                    | 81.7          | 153.6         | 5.6          | 20.0          |                         |
| 四 川 Sichuan   | 1413.3  | 3372.0                          | 2831.5         | 5.9          | 193.0                   | 252.6         | 555.5         | 28.9         | 51.3          |                         |
| 贵 州 Guizhou   | 413.0   | 1161.3                          | 935.4          | 0.1          | 74.3                    | 31.1          | 123.8         | 1.7          | 6.2           |                         |
| 云 南 Yunnan  | 680.9   | 1467.8                          | 1282.1         | 0.1          | 27.0                    | 77.0          | 204.9         | 14.7         | 16.6          |                         |
| 西 藏 Tibet   | 51.2  | 96.2                            | 93.2           |              | 4.0                     | 0.7           | 14.9          | 20.4         | 0.2           |                         |
| 陕 西 Shaanxi   | 464.9   | 1089.1                          | 962.0          | 2.7          | 38.8                    | 493.8         | 83.2          | 63.9         | 6.1           |                         |
| 甘 肃 Gansu   | 323.0   | 713.5                           | 570.8          | 5.7          | 41.7                    | 121.6         | 58.9          | 13.7         | 1.4           |                         |
| 青 海 Qinghai   | 57.0  | 82.7                            | 61.2           |              | 19.4                    | 2.2           | 20.8          | 21.3         | 0.1           |                         |
| 宁 夏 Ningxia   | 77.8  | 252.7                           | 230.3          | 0.0          | 7.0                     | 19.3          | 18.5          | 23.6         | 3.7           |                         |
| 新 疆 Xinjiang  | 487.2   | 783.7                           | 746.6          | 145.6        | 60.1                    | 151.9         | 83.6          | 78.2         | 6.0           |                         |
| <b>河南为全国%</b><br>Henan as % of the Country                    | <b>8.0</b>  | <b>8.9</b>                      | <b>9.1</b>     | <b>15.9</b>  | <b>13.3</b>             | <b>5.9</b>    | <b>8.4</b>    | <b>2.2</b>   | <b>0.8</b>    |                         |
| <b>河南居全国位次</b><br>Order of Precedence of Henan in the Country | <b>2</b>  | <b>1</b>                        | <b>1</b>       | <b>2</b>     | <b>1</b>                | <b>5</b>      | <b>3</b>      | <b>16</b>    | <b>16</b>     |                         |

注: 本表农林牧渔业总产值按当年价格计算。

a) Gross output value of farming forestry, animal husbandry and fishery in this table are calculated at current prices.

## 22-7 全国及各省市自治区全部国有及限额以上工业主要经济指标 (2000年)

## Main Indicators of All State-Owned and Non-state-owned Above Designated Size Industrial Enterprises of the Whole Nation and Provinces, Municipalities Directly Under the Central Government and Autonomous Regions (2000)

单位: 亿元

(100 million yuan)

| 地区<br>Region                     | 工业<br>总产值<br>Gross<br>Industrial<br>Output<br>Value | 流动资产<br>年平均<br>余额<br>Annual<br>Average<br>Balance of<br>Circulating<br>Funds Region | 固定资产<br>净值年<br>平均余额<br>Annual<br>Average<br>Balance of<br>Net Value<br>of Fixed<br>Assets | 所有者<br>权益合计<br>Creditors'<br>Equity | 产品销<br>售收入<br>Sales<br>Revenue | 利 润<br>总 额<br>Total<br>Profits | 利 税<br>总 额<br>Total<br>Pre-Tax<br>Profits |
|----------------------------------|---|---|---|-------------------------------------|--------------------------------|--------------------------------|---|
| <b>全 国 National</b>              | <b>85673.66</b>                                     | <b>51910.37</b>   | <b>51792.33</b>   | <b>49406.88</b>                     | <b>84151.75</b>                | <b>4393.48</b>                 | <b>9512.86</b>                            |
| 北 京 Beijing                      | 2565.38   | 1888.05   | 1517.20   | 1830.51                             | 2691.05                        | 130.51                         | 255.96                                    |
| 天 津 Tianjin                      | 2606.38   | 1488.27   | 1561.39   | 1567.19                             | 2656.98                        | 164.86                         | 274.27                                    |
| 河 北 Hebei                        | 3426.05   | 1962.28   | 2285.01   | 1989.95                             | 3425.08                        | 184.94                         | 380.83                                    |
| 山 西 Shanxi                       | 1216.86   | 1175.88   | 1473.69   | 1115.49                             | 1154.40                        | 21.84                          | 115.92                                    |
| 内 蒙 古 Inner Mongolia             | 748.97  | 597.80  | 946.87  | 742.17                              | 739.54                         | 16.10                          | 76.83                                     |
| 辽 宁 Liaoning                     | 4249.46   | 2958.51   | 3449.08   | 3066.26                             | 4311.86                        | 176.25                         | 432.84                                    |
| 吉 林 Jilin                        | 1679.91   | 1238.36   | 1253.02   | 1088.56                             | 1569.75                        | 85.58                          | 205.48                                    |
| 黑 龙 江 Heilongjiang               | 2460.88   | 1538.85   | 1961.25   | 1708.81                             | 2464.15                        | 564.95                         | 835.55                                    |
| 上 海 Shanghai                     | 6204.52   | 4123.09   | 3383.13   | 4733.66                             | 6429.68                        | 391.51                         | 733.81                                    |
| 江 苏 Jiangsu                      | 10452.87  | 5223.40   | 4183.89   | 4236.60                             | 9971.01                        | 370.03                         | 833.65                                    |
| 浙 江 Zhejiang                     | 6603.65   | 3207.75   | 2624.63   | 3005.97                             | 6488.67                        | 353.44                         | 687.07                                    |
| 安 徽 Anhui                        | 1661.44   | 1177.06   | 1226.15   | 1096.28                             | 1688.08                        | 38.22                          | 169.18                                    |
| 福 建 Fujian                       | 2616.12   | 1307.81   | 1464.57   | 1430.52                             | 2468.69                        | 110.80                         | 246.60                                    |
| 江 西 Jiangxi                      | 932.21  | 708.39  | 763.58  | 575.00                              | 896.87                         | 12.42                          | 80.61                                     |
| 山 东 Shandong                     | 8311.53   | 3895.40   | 3983.70   | 3634.25                             | 8061.39                        | 544.00                         | 1002.59                                   |
| <b>河 南 Henan</b>                 | <b>3494.96</b>                                      | <b>2168.87</b>  | <b>2207.10</b>  | <b>1757.36</b>                      | <b>3297.78</b>                 | <b>139.97</b>                  | <b>343.68</b>                             |
| 湖 北 Hubei                        | 3064.43   | 1914.07   | 1943.85   | 1743.45                             | 2870.36                        | 106.47                         | 293.85                                    |
| 湖 南 Hunan                        | 1627.94   | 1081.10   | 1268.61   | 897.07                              | 1563.26                        | 34.48                          | 205.92                                    |
| 广 东 Guangdong                    | 12480.93  | 6626.81   | 5420.33   | 6098.21                             | 12380.65                       | 564.75                         | 1044.02                                   |
| 广 西 Guangxi                      | 1003.24   | 663.84  | 920.13  | 597.63                              | 987.51                         | 35.94                          | 117.09                                    |
| 海 南 Hainan                       | 202.87  | 150.19  | 187.48  | 141.61                              | 174.75                         | 4.67                           | 16.62                                     |
| 重 庆 Chongqing                    | 962.32  | 815.76  | 754.33  | 684.68                              | 959.36                         | 15.64                          | 86.11                                     |
| 四 川 Sichuan                      | 2076.96   | 1749.95   | 1943.99   | 1630.26                             | 2073.17                        | 71.32                          | 234.16                                    |
| 贵 州 Guizhou                      | 631.64  | 650.77  | 608.02  | 460.98                              | 593.80                         | 12.56                          | 87.71                                     |
| 云 南 Yunnan                       | 1063.36   | 811.01  | 969.90  | 1028.47                             | 1058.91                        | 69.75                          | 333.13                                    |
| 西 藏 Tibet                        | 16.43   | 21.34   | 35.14   | 61.14                               | 15.24                          | 2.67                           | 4.25                                      |
| 陕 西 Shaanxi                      | 1184.58   | 1015.04   | 1170.09   | 843.12                              | 1133.82                        | 63.80                          | 155.75                                    |
| 甘 肃 Gansu                        | 840.58  | 713.08  | 799.99  | 614.55                              | 770.85                         | 10.35                          | 67.27                                     |
| 青 海 Qinghai                      | 196.08  | 310.81  | 361.62  | 185.53                              | 195.74                         | 0.79                           | 17.01                                     |
| 宁 夏 Ningxia                      | 239.11  | 198.31  | 233.31  | 204.40                              | 238.10                         | 4.39                           | 19.32                                     |
| 新 疆 Xinjiang                     | 852.01  | 528.51  | 891.27  | 637.17                              | 821.26                         | 90.49                          | 162.33                                    |
| <b>河南为全国%</b>                    | <b>4.1</b>  | <b>4.2</b>  | <b>4.3</b>  | <b>3.6</b>                          | <b>3.9</b>                     | <b>3.2</b>                     | <b>3.6</b>                                |
| <b>Henan as % of the Country</b> |   |   |   |                                     |                                |                                |   |
| <b>河南居全国位次</b>                   | <b>7</b>  | <b>7</b>  | <b>8</b>  | <b>9</b>                            | <b>8</b>                       | <b>10</b>                      | <b>9</b>                                  |
| <b>Order of Precedence</b>       |   |   |   |                                     |                                |                                |   |
| <b>of Henan in the Country</b>   |   |   |   |                                     |                                |                                |   |

注: 本表工业总产值按当年价格计算。

a) Gross industrial output value in this table are calculated at current prices.

22-8 全国及各省市自治区全部国有及限额以上工业主要效益指标 (2000年)

Main Indicators on Economic Benefit of All State-Owned and Non-state-owned Above Designated Industrial Enterprises Size of the Whole Nation and Provinces, Municipalities Directly Under the Central Government and Autonomous Regions (2000)

| 地区  | Region          | 总资产贡献率 (%)<br>Ratio of Total Assets to Industrial Output Value (%) | 成本费用利润率 (%)<br>Ratio of Profits to Industrial Cost (%) | 资产负债率 (%)<br>Assets-Liability Ratio (%) | 产品销售率 (%)<br>Proportion of Products Sold (%) | 流动资产周转率 (次/年)<br>Number of Times of Turnover of Circulating Funds (times/year) |
|---|-----------------|--|--|---|--|--|
| <b>全 国</b>  | <b>National</b> | <b>9.00</b>  | <b>5.56</b>  | <b>60.81</b>                            | <b>97.67</b>                                 | <b>1.62</b>  |
| 北 京   | Beijing         | 6.94   | 5.02   | 57.65                                   | 95.95  | 1.43   |
| 天 津   | Tianjin         | 8.50   | 6.48   | 60.83                                   | 98.39  | 1.79   |
| 河 北   | Hebei           | 9.00   | 5.75   | 61.73                                   | 97.64  | 1.75   |
| 山 西   | Shanxi          | 5.52   | 1.94   | 63.92                                   | 96.88  | 0.98   |
| 内 蒙 古   | Inner Mongolia  | 6.19   | 2.23   | 59.25                                   | 98.45  | 1.24   |
| 辽 宁   | Liaoning        | 6.91   | 4.27   | 60.46                                   | 97.79  | 1.46   |
| 吉 林   | Jilin           | 7.91   | 5.70   | 65.82                                   | 98.09  | 1.27   |
| 黑 龙 江   | Heilongjiang    | 21.60  | 31.39  | 58.07                                   | 98.12  | 1.60   |
| 上 海   | Shanghai        | 8.87   | 6.43   | 49.80                                   | 99.02  | 1.56   |
| 江 苏   | Jiangsu         | 8.92   | 3.87   | 61.80                                   | 97.15  | 1.91   |
| 浙 江   | Zhejiang        | 11.26  | 5.77   | 57.11                                   | 96.87  | 2.02   |
| 安 徽   | Anhui           | 7.09   | 2.40   | 63.19                                   | 98.48  | 1.43   |
| 福 建   | Fujian          | 8.60   | 4.76   | 57.52                                   | 96.95  | 1.89   |
| 江 西   | Jiangxi         | 6.20   | 1.43   | 68.30                                   | 97.27  | 1.27   |
| 山 东   | Shandong        | 11.86  | 7.31   | 62.54                                   | 97.86  | 2.07   |
| <b>河 南</b>  | <b>Henan</b>    | <b>8.59</b>  | <b>4.47</b>  | <b>66.43</b>                            | <b>98.00</b>                                 | <b>1.52</b>  |
| 湖 北   | Hubei           | 7.86   | 3.95   | 63.50                                   | 99.14  | 1.50   |
| 湖 南   | Hunan           | 8.86   | 2.38   | 67.60                                   | 98.61  | 1.45   |
| 广 东   | Guangdong       | 8.55   | 4.82   | 57.56                                   | 97.40  | 1.87   |
| 广 西   | Guangxi         | 7.82   | 3.86   | 68.39                                   | 97.85  | 1.49   |
| 海 南   | Hainan          | 5.54   | 2.73   | 66.48                                   | 94.41  | 1.16   |
| 重 庆   | Chongqing       | 6.09   | 1.67   | 64.80                                   | 99.09  | 1.18   |
| 四 川   | Sichuan         | 6.85   | 3.60   | 64.45                                   | 98.21  | 1.18   |
| 贵 州   | Guizhou         | 7.17   | 2.31   | 69.29                                   | 96.61  | 0.91   |
| 云 南   | Yunnan          | 15.80  | 8.39   | 55.48                                   | 98.79  | 1.31   |
| 西 藏   | Tibet           | 5.31   | 21.97  | 26.97                                   | 92.11  | 0.71   |
| 陕 西   | Shaanxi         | 7.60   | 6.06   | 68.17                                   | 96.70  | 1.12   |
| 甘 肃   | Gansu           | 5.10   | 1.34   | 65.05                                   | 95.15  | 1.08   |
| 青 海   | Qinghai         | 4.77   | 0.41   | 72.90                                   | 97.22  | 0.63   |
| 宁 夏   | Ningxia         | 5.50   | 1.87   | 60.01                                   | 96.26  | 1.20   |
| 新 疆   | Xinjiang        | 11.01  | 12.83  | 62.71                                   | 97.62  | 1.55   |
| <b>河南为全国%</b><br>Henan as % of the Country                    |                 |  |  |   |  |  |
| <b>河南居全国位次</b><br>Order of Precedence of Henan in the Country |                 | <b>11</b>  | <b>15</b>  | <b>8</b>                                | <b>12</b>                                    | <b>11</b>  |

22-9 全国及各省市主要工业产品产量 (2000年)

Output of Major Industrial Products of the Whole Nation and Provinces, Municipalities Directly Under the Central Government and Autonomous Regions(2000)

| 地区<br>Region                                       | 纱<br>Yarn<br>(万吨)<br>(10 000 tons) | 卷 烟<br>Cigarettes<br>(万箱)<br>(10 000 cases) | 农用化肥<br>(折纯量)<br>Chemical Fertilizers<br>(万吨)<br>(10 000 tons) | 原 煤<br>Coal<br>(万吨)<br>(10 000 tons) | 原 油<br>Crude Oil<br>(万吨)<br>(10 000 tons) | 发电量<br>(亿千瓦<br>小时)<br>Electricity<br>(100 million kwh) | 钢<br>Steel<br>(万吨)<br>(10 000 tons) | 平板玻璃<br>Plate Glass<br>(万重量箱)<br>(10 000 weight cases) |
|--|------------------------------------|---|--|--------------------------------------|---|--|-------------------------------------|--|
| <b>全 国 National</b>                                | <b>657.00</b>                      | <b>3397.00</b>                              | <b>3186.00</b>   | <b>99800.00</b>                      | <b>16300.00</b>                           | <b>13556.00</b>  | <b>12850.00</b>                     | <b>18352.20</b>  |
| 北 京 Beijing  | 4.09                               | 17.07                                       | 6.79   | 553.00                               |   | 145.26   | 803.42                              | 432.10   |
| 天 津 Tianjin  | 8.80                               | 17.00                                       | 12.09  |                                      | 763.99                                    | 211.49   | 356.76                              | 417.05   |
| 河 北 Hebei  | 43.70                              | 107.97                                      | 195.23   | 5781.21                              | 518.26                                    | 844.42   | 1230.10                             | 2083.30  |
| 山 西 Shanxi   | 9.14                               | 30.34                                       | 160.67   | 19602.70                             |   | 620.31   | 470.90                              | 356.72   |
| 内 蒙 古 Inner Mongolia                               | 1.57                               | 28.00                                       | 35.54  | 7247.29                              |   | 439.22   | 423.60                              | 371.58   |
| 辽 宁 Liaoning                                       | 18.29                              | 23.00                                       | 94.14  | 4454.89                              | 1401.12                                   | 645.58   | 1553.76                             | 1475.26  |
| 吉 林 Jilin  | 6.39                               | 56.00                                       | 14.68  | 1636.71                              | 348.46                                    | 313.50   | 159.31                              | 330.96   |
| 黑 龙 江 Heilongjiang                                 | 5.75                               | 65.91                                       | 39.24  | 4974.36                              | 5306.73                                   | 426.73   | 88.99                               | 528.09   |
| 上 海 Shanghai                                       | 14.95                              | 122.42                                      | 13.74  |                                      | 52.73                                     | 553.09   | 1778.70                             | 751.88   |
| 江 苏 Jiangsu  | 118.36                             | 103.20                                      | 183.18   | 2479.02                              | 155.02                                    | 909.70   | 617.16                              | 1889.40  |
| 浙 江 Zhejiang                                       | 34.19                              | 99.21                                       | 59.22  | 72.96                                |   | 624.83   | 144.96                              | 736.98   |
| 安 徽 Anhui  | 27.51                              | 157.66                                      | 157.57   | 4678.31                              |   | 355.44   | 438.93                              | 181.46   |
| 福 建 Fujian   | 14.36                              | 98.62                                       | 59.82  | 375.03                               |   | 403.73   | 124.94                              | 479.87   |
| 江 西 Jiangxi  | 12.57                              | 50.99                                       | 45.01  | 1813.76                              |   | 203.35   | 319.86                              | 258.43   |
| 山 东 Shandong                                       | 94.43                              | 230.06                                      | 398.24   | 8038.59                              | 2675.69                                   | 1005.26  | 635.42                              | 1559.65  |
| <b>河 南 Henan</b>                                   | <b>61.06</b>                       | <b>294.23</b>                               | <b>258.56</b>  | <b>7577.90</b>                       | <b>562.18</b>                             | <b>694.93</b>  | <b>404.84</b>                       | <b>2425.41</b>   |
| 湖 北 Hubei  | 64.73                              | 207.25                                      | 221.11   | 389.32                               | 75.11                                     | 559.12   | 895.92                              | 625.98   |
| 湖 南 Hunan  | 16.63                              | 230.43                                      | 141.74   | 1490.81                              |   | 354.42   | 304.13                              | 735.34   |
| 广 东 Guangdong                                      | 16.99                              | 177.30                                      | 34.65  | 161.71                               | 1393.17                                   | 1292.69  | 286.99                              | 632.59   |
| 广 西 Guangxi  | 9.22                               | 72.33                                       | 53.30  | 706.67                               | 3.29                                      | 289.09   | 104.73                              | 192.73   |
| 海 南 Hainan   |                                    | 11.45                                       | 25.53  | 2.00                                 |   | 39.05  | 0.15                                |  |
| 重 庆 Chongqing                                      | 5.20                               | 68.70                                       | 72.26  | 1149.90                              |   | 167.90   | 179.69                              | 125.39   |
| 四 川 Sichuan  | 15.37                              | 128.65                                      | 263.51   | 2061.95                              | 17.32                                     | 500.24   | 602.35                              | 569.44   |
| 贵 州 Guizhou  | 1.98                               | 187.35                                      | 84.05  | 3676.75                              |   | 404.70   | 166.90                              | 40.37  |
| 云 南 Yunnan   | 2.22                               | 612.77                                      | 174.44   | 994.13                               |   | 297.84   | 187.09                              | 287.71   |
| 西 藏 Tibet  |                                    |   |  | 2.13                                 |   | 6.61   |                                     |  |
| 陕 西 Shaanxi  | 15.68                              | 104.63                                      | 93.90  | 1983.89                              | 746.44                                    | 272.28   | 53.65                               | 277.03   |
| 甘 肃 Gansu  | 1.50                               | 29.51                                       | 50.55  | 1632.71                              | 55.25                                     | 253.52   | 227.22                              | 401.26   |
| 青 海 Qinghai  | 0.55                               |   | 67.06  | 145.44                               | 200.01                                    | 133.79   | 42.91                               | 99.81  |
| 宁 夏 Ningxia  |                                    | 3.12  | 59.52  | 1581.00                              | 139.01                                    | 136.61   | 0.79                                | 67.08  |
| 新 疆 Xinjiang                                       | 32.25                              | 10.50                                       | 71.79  | 2745.82                              | 1848.24                                   | 182.12   | 112.19                              | 19.35  |
| <b>河南为全国%</b>                                      | <b>9.3</b>                         | <b>8.7</b>                                  | <b>8.1</b>   | <b>7.6</b>                           | <b>3.4</b>                                | <b>5.1</b>   | <b>3.2</b>                          | <b>13.2</b>  |
| <b>Henan as % of the Country</b>                   |                                    |   |  |                                      |   |  |                                     |  |
| <b>河南居全国位次</b>                                     | <b>4</b>                           | <b>2</b>                                    | <b>3</b>   | <b>3</b>                             | <b>8</b>                                  | <b>5</b>   | <b>12</b>                           | <b>1</b>   |
| <b>Order of Precedence of Henan in the Country</b> |                                    |   |  |                                      |   |  |                                     |  |

## 22-10 全国及各省市贸易外经及财政主要指标 (2000年)

Main Indicators of Internal and Foreign Trade, Public Finance  
of the Whole Nation and Provinces, Municipalities Directly  
Under the Central Government and Autonomous Regions (2000)

| 地 区<br>Region                    | 社会消费品<br>零售总额<br>(亿元)<br>Total<br>Retail<br>Sales of<br>Consumer<br>Goods<br>(10 000<br>yuan) |                           |                       |               | 进口贸易<br>总 额<br>(万美元)<br>Total<br>Value of<br>Imports<br>(USD<br>10 000) | 出口贸易<br>总 额<br>(万美元)<br>Total<br>Value of<br>Exports<br>(USD<br>10 000) | 外商直接<br>投 资<br>(万美元)<br>Direct<br>Foreign<br>Investments<br>(USD<br>10 000) | 财 政<br>收 入<br>(亿元)<br>Financial<br>Revenue of<br>the Local<br>Government<br>(100<br>million<br>yuan) | 财 政<br>支 出<br>(亿元)<br>Financial<br>Expenditures<br>of the<br>Local<br>Government<br>(100 million<br>yuan) |
|----------------------------------|---|---------------------------|-----------------------|---------------|---|---|---|--|---|
|                                  | #批发零<br>售贸易业<br>Wholesale<br>and<br>Retail<br>Trade   | #餐饮业<br>Catering<br>Trade | #制造业<br>Manufacturing |               |   |   |   |  |   |
| <b>全 国 National</b>              | <b>34152.6</b>  | <b>23042.3</b>            | <b>3752.6</b>         | <b>2191.8</b> | <b>22509657</b>   | <b>24921162</b>   | <b>4585274</b>  | <b>6406.06</b>   | <b>10454.28</b>   |
| 北 京 Beijing                      | 1443.3  | 1025.5                    | 86.4                  | 86.9          | 3765376   | 1196801   | 245849  | 345.00   | 443.00  |
| 天 津 Tianjin                      | 736.6   | 379.2                     | 79.0                  | 31.0          | 852822  | 862579  | 256000  | 133.61   | 187.05  |
| 河 北 Hebei                        | 1613.9  | 1121.1                    | 162.6                 | 140.4         | 152862  | 370599  | 102376  | 248.76   | 415.54  |
| 山 西 Shanxi                       | 629.1   | 423.3                     | 54.3                  | 36.7          | 52751   | 123687  | 22472   | 114.48   | 225.06  |
| 内 蒙 古 Inner Mongolia             | 484.0   | 314.5                     | 48.1                  | 34.7          | 165188  | 97017   | 11236   | 95.03  | 247.27  |
| 辽 宁 Liaoning                     | 1847.6  | 1355.1                    | 219.7                 | 52.4          | 817559  | 1085696   | 255219  | 295.63   | 518.08  |
| 吉 林 Jilin                        | 810.9   | 674.6                     | 98.7                  | 12.9          | 131361  | 125679  | 33701   | 103.83   | 260.67  |
| 黑 龙 江 Heilongjiang               | 1094.0  | 848.6                     | 98.5                  | 39.7          | 153519  | 145118  | 83085   | 185.34   | 381.87  |
| 上 海 Shanghai                     | 1722.3  | 1368.2                    | 127.7                 | 45.4          | 2935569   | 2535452   | 316000  | 485.38   | 608.56  |
| 江 苏 Jiangsu                      | 2604.1  | 1905.3                    | 241.4                 | 182.4         | 1986952   | 2576827   | 642358  | 448.31   | 591.28  |
| 浙 江 Zhejiang                     | 2298.8  | 1600.5                    | 214.0                 | 150.9         | 838986  | 1944382   | 161266  | 342.77   | 431.30  |
| 安 徽 Anhui                        | 1054.3  | 666.2                     | 117.1                 | 85.3          | 117486  | 217206  | 31847   | 178.72   | 323.47  |
| 福 建 Fujian                       | 1372.8  | 991.5                     | 157.2                 | 67.5          | 831494  | 1290875   | 380386  | 234.11   | 324.18  |
| 江 西 Jiangxi                      | 704.9   | 433.2                     | 60.1                  | 48.2          | 42664   | 119736  | 26478   | 111.55   | 223.21  |
| 山 东 Shandong                     | 2545.9  | 1618.7                    | 265.4                 | 280.3         | 946092  | 1552892   | 297119  | 463.68   | 612.96  |
| <b>河 南 Henan</b>                 | <b>1786.7</b>   | <b>1113.0</b>             | <b>209.6</b>          | <b>234.4</b>  | <b>78148</b>  | <b>149338</b>   | <b>53999</b>  | <b>246.47</b>  | <b>445.53</b>   |
| 湖 北 Hubei                        | 1789.4  | 1107.4                    | 192.4                 | 98.1          | 128731  | 193572  | 94368   | 214.35   | 369.80  |
| 湖 南 Hunan                        | 1364.7  | 885.0                     | 139.6                 | 69.8          | 85951   | 165275  | 77100   | 177.04   | 347.83  |
| 广 东 Guangdong                    | 4071.9  | 2894.3                    | 646.6                 | 180.1         | 7818301   | 9192043   | 1223720   | 910.56   | 1070.32   |
| 广 西 Guangxi                      | 859.2   | 590.9                     | 96.3                  | 44.1          | 54488   | 149118  | 52766   | 147.05   | 258.49  |
| 海 南 Hainan                       | 172.5   | 103.9                     | 22.9                  | 4.5           | 48497   | 80289   | 43080   | 39.20  | 64.00   |
| 重 庆 Chongqing                    | 643.4   | 383.2                     | 54.6                  | 38.3          | 79024   | 99568   | 24436   | 233.86   | 187.64  |
| 四 川 Sichuan                      | 1523.7  | 885.3                     | 222.4                 | 89.9          | 115082  | 139434  | 95629   | 87.24  | 451.88  |
| 贵 州 Guizhou                      | 343.7   | 232.4                     | 42.3                  | 18.0          | 23942   | 42056   | 2501  | 85.23  | 200.11  |
| 云 南 Yunnan                       | 583.2   | 376.5                     | 74.9                  | 27.0          | 63767   | 117509  | 12800   | 180.75   | 414.02  |
| 西 藏 Tibet                        | 42.9  | 33.9                      | 4.2                   | 1.8           | 1697  | 11334   |   | 5.38   | 59.97   |
| 陕 西 Shaanxi                      | 607.6   | 380.7                     | 63.1                  | 52.5          | 83007   | 131003  | 30042   | 114.97   | 271.55  |
| 甘 肃 Gansu                        | 362.7   | 235.2                     | 46.6                  | 16.7          | 15458   | 41495   | 6235  | 61.28  | 187.34  |
| 青 海 Qinghai                      | 82.1  | 56.9                      | 11.3                  | 3.6           | 4773  | 11200   |   | 16.58  | 68.26   |
| 宁 夏 Ningxia                      | 90.2  | 54.0                      | 10.9                  | 3.7           | 11555   | 32736   | 1283  | 20.82  | 60.78   |
| 新 疆 Xinjiang                     | 374.5   | 242.3                     | 38.2                  | 22.0          | 105991  | 120409  | 1923  | 79.07  | 190.95  |
| <b>河南为全国%</b>                    | <b>5.2</b>  | <b>4.8</b>                | <b>5.6</b>            | <b>10.7</b>   | <b>0.3</b>  | <b>0.6</b>  | <b>1.2</b>  | <b>3.8</b>   | <b>4.3</b>  |
| <b>Henan as % of the Country</b> |   |                           |                       |               |   |   |   |  |   |
| <b>河南居全国位次</b>                   | <b>7</b>  | <b>8</b>                  | <b>7</b>              | <b>2</b>      | <b>21</b>   | <b>14</b>   | <b>15</b>   | <b>9</b>   | <b>7</b>  |
| <b>Order of Precedence</b>       |   |                           |                       |               |   |   |   |  |   |
| <b>of Henan in the Country</b>   |   |                           |                       |               |   |   |   |  |   |

## 22-11 全国及各省市区在校学生数 (2000年)

Students Enrollment of the Whole Nation and Provinces,  
Municipalities Directly Under the Central  
Government and Autonomous Regions (2000)

单位: 人

(person)

| 地 区                              | Region          | 普通高等<br>学 校<br>Institutions<br>of Higher<br>Education | 成人高等<br>教 育<br>Higher<br>Schools<br>for Adult | 普通中等<br>专业学校<br>Specialized<br>Secondary<br>Schools | 普通中学<br>Regular<br>Secondary<br>Schools | 职业中学<br>Vocational<br>Schools | 小 学<br>Primary<br>Schools |
|----------------------------------|-----------------|---|---|---|---|-------------------------------|---------------------------|
| <b>全 国</b>                       | <b>National</b> | <b>5358701</b>  | <b>3738641</b>                                | <b>4895159</b>                                      | <b>73689101</b>                         | <b>5032062</b>                | <b>130132548</b>          |
| 北 京                              | Beijing         | 280282  | 263030  | 119427  | 691353                                  | 90283                         | 743109                    |
| 天 津                              | Tianjin         | 117690  | 71345   | 89505   | 570577                                  | 74618                         | 717146                    |
| 河 北                              | Hebei           | 243847  | 163467  | 235228  | 4817454                                 | 416143                        | 8137268                   |
| 山 西                              | Shanxi          | 120909  | 87670   | 196494  | 1997500                                 | 136231                        | 3436044                   |
| 内 蒙 古                            | Inner Mongolia  | 70428   | 52473   | 106407  | 1307251                                 | 207600                        | 2015076                   |
| 辽 宁                              | Liaoning        | 297710  | 166951  | 148905  | 2167017                                 | 170517                        | 3444172                   |
| 吉 林                              | Jilin           | 175288  | 117781  | 118238  | 1431195                                 | 128021                        | 2415858                   |
| 黑 龙 江                            | Heilongjiang    | 200386  | 136438  | 115489  | 2487437                                 | 105060                        | 2830578                   |
| 上 海                              | Shanghai        | 226798  | 114883  | 118906  | 803480                                  | 84819                         | 797512                    |
| 江 苏                              | Jiangsu         | 428463  | 240591  | 436216  | 3736462                                 | 167074                        | 7185458                   |
| 浙 江                              | Zhejiang        | 180182  | 180711  | 148010  | 2495527                                 | 295840                        | 3537556                   |
| 安 徽                              | Anhui           | 182386  | 123393  | 191891  | 3583191                                 | 452846                        | 6442405                   |
| 福 建                              | Fujian          | 131349  | 63663   | 129041  | 2335032                                 | 184902                        | 3691003                   |
| 江 西                              | Jiangxi         | 144293  | 85953   | 160022  | 2592189                                 | 127129                        | 4226750                   |
| 山 东                              | Shandong        | 303826  | 219977  | 333184  | 6786003                                 | 430996                        | 7748822                   |
| <b>河 南</b>                       | <b>Henan</b>    | <b>262400</b>   | <b>168187</b>                                 | <b>334790</b>                                       | <b>6381450</b>                          | <b>479550</b>                 | <b>11306260</b>           |
| 湖 北                              | Hubei           | 346568  | 216618  | 278602  | 3509318                                 | 148770                        | 6677422                   |
| 湖 南                              | Hunan           | 253084  | 201191  | 258342  | 3917326                                 | 213898                        | 6639289                   |
| 广 东                              | Guangdong       | 299475  | 201410  | 256875  | 4606890                                 | 217458                        | 9299314                   |
| 广 西                              | Guangxi         | 117911  | 100992  | 158671  | 2856320                                 | 125321                        | 5367949                   |
| 海 南                              | Hainan          | 18504   | 13170   | 30722   | 435789                                  | 8459                          | 1035810                   |
| 四 川                              | Chongqing       | 235470  | 230052  | 232481  | 3919813                                 | 159309                        | 8026506                   |
| 重 庆                              | Sichuan         | 126279  | 83627   | 84524   | 1477861                                 | 77707                         | 2761308                   |
| 贵 州                              | Guizhou         | 75493   | 61967   | 119991  | 1572025                                 | 79937                         | 5002082                   |
| 云 南                              | Yunnan          | 90409   | 57317   | 119199  | 1859651                                 | 141991                        | 4720611                   |
| 西 藏                              | Tibet           | 5475  | 1999  | 6585  | 55232                                   | 386                           | 313807                    |
| 陕 西                              | Shaanxi         | 238725  | 141952  | 146614  | 2305168                                 | 182041                        | 4809315                   |
| 甘 肃                              | Gansu           | 81734   | 51855   | 82259   | 1314710                                 | 52573                         | 3164603                   |
| 青 海                              | Qinghai         | 13307   | 9907  | 13406   | 224660                                  | 8331                          | 504750                    |
| 宁 夏                              | Ningxia         | 17163   | 17752   | 19880   | 318308                                  | 12982                         | 657352                    |
| 新 疆                              | Xinjiang        | 72867   | 92319   | 105255  | 1132912                                 | 51270                         | 2477413                   |
| <b>河南为全国%</b>                    |                 | <b>4.9</b>  | <b>4.5</b>                                    | <b>6.8</b>  | <b>8.7</b>                              | <b>9.5</b>                    | <b>8.7</b>                |
| <b>Henan as % of the Country</b> |                 |   |   |   |   |                               |                           |
| <b>河南居全国位次</b>                   |                 | <b>7</b>  | <b>9</b>                                      | <b>2</b>  | <b>2</b>                                | <b>1</b>                      | <b>1</b>                  |
| <b>Order of Precedence</b>       |                 |   |   |   |   |                               |                           |
| <b>of Henan in the Country</b>   |                 |   |   |   |   |                               |                           |







**编 辑：**方伟平

*Editor: Fang Weiping*

**英文翻译：**孙磊

*English translator: Sun Lei*

## 23-1 香港特别行政区主要社会经济指标

Main Social and Economic Indicators of Hong Kong  
Special Administrative Region

| 指 标                              | Item   | 1990    | 1995    | 1999     | 2000     |
|----------------------------------|--|---------|---------|----------|----------|
| <b>国内生产总值</b>                    | <b>Gross Domestic Product(GDP)</b>   |         |         |          |          |
| 按1990年固定价格计算                     | At Constant(1990)Market Prices   |         |         |          |          |
| 国内生产总值年增长率(%)                    | GDP Annual Growth Rate(%)  | 3.4     | 3.9     | 3.1      | 10.5     |
| 国内生产总值(百万港元)                     | GDP(HK\$million)   | 582549  | 755832  | 809097   | 893650   |
| 人均国内生产总值(港元)                     | Per Capita GDP(HK\$)   | 102121  | 122778  | 120389   | 131483   |
| 按现价计算                            | At current Market Prices   |         |         |          |          |
| 国内生产总值年增长率(%)                    | GDP Annual Growth Rate(%)  | 11.2    | 6.6     | -2.2     | 3.3      |
| 国内生产总值(百万港元)                     | GDP(HK\$million)   | 582549  | 1077145 | 1231363  | 1271697  |
| 人均国内生产总值(港元)                     | Per Capita GDP(HK\$)   | 102121  | 174972  | 183219   | 187105   |
| <b>国民生产总值</b>                    | <b>Gross National Product(GNP)</b>   |         |         |          |          |
| 按现价计算                            | At current Market Prices   |         |         |          |          |
| 国民生产总值(百万港元)                     | GNP(HK\$million)   |         | 1192078 |          | 1293237  |
| 人均国民生产总值(港元)                     | Per Capita GNP(HK\$)   |         | 188889  |          | 190274   |
| 国外净要素收入(百万港元)                    | Net External Factor Income Flows<br>(HK\$million)  |         | 188     |          | 21540    |
| <b>人口、生命统计</b>                   | <b>Population and Vital Statistics</b>   |         |         |          |          |
| 年中人口数(千人)                        | Mid-year Population(1 000 persons)   | 5704.5  | 6156.1  | 6720.7   | 6796.7   |
| 粗出生率(‰)                          | Crude Birth Rate (‰)   | 12.0    | 11.2    | 7.6      | 8.0      |
| 粗死亡率(‰)                          | Crude Death Rate (‰)   | 5.2     | 5.1     | 5.0      | 4.9      |
| <b>劳动、工资</b>                     | <b>Labour and Wage</b>   |         |         |          |          |
| 劳动人口(千人)                         | Labour Force(1 000 persons)  | 2748.1  | 3000.7  | 3342.5   | 3382.7   |
| 劳动人口参与率(%)                       | Labour Force Participation Rate(%)   | 63.2    | 62.0    | 60.9     | 60.7     |
| 失业率(%)                           | Unemployment Rate(%)   | 1.3     | 3.2     | 6.3      | 5.0      |
| 就业不足率(%)                         | Underemployment Rate(%)  | 0.9     | 2.1     | 3.0      | 2.8      |
| 实际工资指数(1992年9月=100)              | Real Wage Index(September 1992=100)  | 100.1   | 101.6   | 114.8    | 124.7    |
| <b>土地、房屋、建筑</b>                  | <b>Land, Building and Construction</b>   |         |         |          |          |
| 期内获批准可动工兴建私人居住单位                 | Private Residential Flats with Consent<br>to Commence Work(number)                                 | 27365   | 19750   | 44323    | 31366    |
| 送达土地注册处登记的文件涉及<br>的价值(百万港元)      | Consideration of Documents Received for<br>Registration in the Land Registry(HK\$million)          |         |         | 745528   | 666787   |
| 楼宇及地段买卖合约                        | Agreements for Sale and Purchase<br>of Building Units and Land                                     | 108370  | 283226  | 287010   | 242996   |
| 楼宇转让契约                           | Assignments of Building Units  | 108527  | 309475  | 300059   | 273040   |
| 地段转让契约                           | Assignments of Land  | 21420   | 49656   | 35670    | 19921    |
| <b>政府收支、货币、金融(百万港元)</b>          | <b>Public accounts Money and Finance<br/>(HK\$ million)</b>  |         |         |          |          |
| 政府总收入                            | Total Government Revenue   | 89524   | 180045  | 229322   |          |
| 政府总支出及资本投资                       | Total Government Expenditure<br>and Equity Investments   | 85557   | 183158  | 230970   |          |
| 货币供应定义三                          | Money Supply (definition 3)  |         |         |          |          |
| 港币                               | Hong Kong Dollar   | 571215  | 1278288 | 1922962  | 1999152  |
| 外币                               | Foreign Currency   | 716813  | 1085675 | 1438843  | 1649322  |
| 总计                               | Total  | 1288028 | 2363963 | 3361805  | 3648473  |
| 在港使用的贷款及垫款                       | Loans and Advances for Use in Hong Kong  | 689368  | 1398193 | 1819792  | 1861351  |
| 港币汇率指数<br>(贸易总值加权, 1983年11月=100) | Effective Exchange Rate Indices<br>for the Hong Kong Dollar<br>(trade-weighted)(November 1983=100) | 107.9   | 121.8   | 134.2    | 135.0    |
| 恒生指数(1964.7.31=100)              | Hang Seng Index(31.7.1964=100)   |         |         | 12859.93 | 15838.33 |
| 服务业收益指数<br>(1996年按季平均指数=100)     | Service Industries Income Index<br>(Average Quarterly, 1996=100)                                   |         |         |          |          |
| 批发业                              | Wholesale  |         |         | 72.0     | 74.6     |
| 零售业                              | Retail   |         |         | 80.3     | 83.4     |

23-1 续表1 continued

| 指 标                    | Item   | 1990   | 1995    | 1999    | 2000    |
|------------------------|--|--------|---------|---------|---------|
| 进出口贸易业                 | Import/Export  |        |         | 78.0    | 87.3    |
| 运输及有关行业                | Transport and Related Services                               |        |         | 95.5    | 115.4   |
| 商用服务业                  | Business Services  |        |         | 91.6    | 93.8    |
| 仓储                     | Storage  |        |         | 73.3    | 74.7    |
| 通讯                     | Communications   |        |         | 98.9    | 107.5   |
| 金融(银行除外)               | Financing  |        |         | 89.0    | 125.2   |
| 银行                     | Banks  |        |         | 104.0   | 104.8   |
| <b>消费物价指数</b>          | <b>Consumer Price Indices</b>                                |        |         |         |         |
| (1994年10月至1995年9月=100) | (Oct.94-sept.95=100)   |        |         |         |         |
| 综合消费物价指数               | Composite Consumer Price Index                               | 64.8   | 101.9   | 113.2   | 109.1   |
| 甲类消费物价指数               | Consumer Price Indices(A)                                    | 65.4   | 101.8   | 113.2   | 110.1   |
| 乙类消费物价指数               | Consumer Price Indices(B)                                    | 64.9   | 101.9   | 112.4   | 108.1   |
| 丙类消费物价指数               | Consumer Price Indices(C)                                    | 63.6   | 102.0   | 114.5   | 109.4   |
| <b>工业</b>              | <b>Industry</b>  |        |         |         |         |
| 工业生产指数(1986年=100)      | Index of Industrial Production(1986=100)                     | 123.0  | 126.0   | 103.1   | 102.5   |
| 工业用电消耗量(兆焦耳)           | Industrial Electricity Consumption(Terajoules)               | 24934  | 20222   | 17547   | 17769   |
| 工业煤气消耗量(兆焦耳)           | Industrial Gas Consumption(Terajoules)                       | 583    | 978     | 914     | 982     |
| <b>运输、通讯、旅游</b>        | <b>Transport, Communications and Tourism</b>                 |        |         |         |         |
| 进出香港货物                 | Inward and Outward Movements of Cargo                        |        |         |         |         |
| 卸货量(千吨)                | Total Discharged(thousand tones)                             | 60757  | 119651  | 127940  | 130349  |
| 装货量(千吨)                | Total Loaded(thousand tones)                                 | 29968  | 73316   | 81754   | 86919   |
| 领牌车辆(辆)                | Motor Vehicles licensed(vehicle)                             | 370160 | 466068  | 503974  | 516782  |
| 抵港旅客(万人次)              | Visitor Arrivals(10 000 persons)                             | 658.09 | 1020.00 | 1132.83 | 1305.95 |
| 酒店入住率(%)               | Hotel Room Occupancy Rate(%)                                 | 79     | 85      | 80      | 83      |
| <b>对外贸易</b>            | <b>External Trade</b>  |        |         |         |         |
| 港产品出口(百万港元)            | Domestic Exports(HK\$ million)                               | 225875 | 231657  | 170600  | 180967  |
| 转口(百万港元)               | Re-exports(HK\$ million)                                     | 413999 | 1112470 | 1178400 | 1391722 |
| 进口(百万港元)               | Imports(HK\$ million)  | 642530 | 1491121 | 1392718 | 1657962 |
| 贸易价格比率指数(1990年=100)    | Terms of Trade Index(1990=100)                               | 100.0  | 98.7    | 100.8   | 99.9    |
| <b>教育</b>              | <b>Education</b>   |        |         |         |         |
| 日校小学学生人数(人)            | Student Enrolment in Primary Day School(person)              | 524919 | 467718  | 491851  |         |
| 日校中学学生人数(人)            | Student Enrolment in Secondary Day School<br>(person)        | 431381 | 459845  | 453465  |         |
| 教资会资助院校学生人数(人)         | Student Enrolment in UGC-funded Institutions<br>(person)     | 57824  | 75557   | 83754   |         |
| <b>医疗卫生</b>            | <b>Medical and Health</b>                                    |        |         |         |         |
| 死亡人数(人)                | Registered Deaths(person)                                    | 29201  | 30894   | 33387   | 33993   |
| 婴儿死亡率(‰)               | Infant Mortality Rates<br>(per 1 000 Registered Live Births) | 5.9    | 4.4     | 3.1     | 2.9     |
| <b>社会福利</b>            | <b>Social Welfare</b>  |        |         |         |         |
| 综合社会保障援助               | Comprehensive Social Security Assistance                     |        |         |         |         |
| 个案件数                   | Number of Cases  | 66675  | 136201  | 228015  | 228263  |
| 发放金额(百万港元)             | Amount(HK\$ million)   | 960.1  | 4831.1  | 13623.4 | 13559.9 |
| 公共福利金                  | Social Security Allowances                                   |        |         |         |         |
| 个案件数                   | Number of Cases  | 444517 | 498166  | 535452  |         |
| 发放金额(百万港元)             | Amount(HK\$ million)   | 2159.8 | 3682.7  | 4883.3  |         |
| 获批个案件数                 | Number of Cases Authorized for Payment(case)                 | 5310   | 5102    | 5797    |         |
| 发放金额(百万港元)             | Amount(HK\$ million)   | 49.9   | 110.7   | 133.3   |         |
| <b>治安</b>              | <b>Law and order</b>   |        |         |         |         |
| 举报暴力案件总计               | Overall Reported Crime                                       | 18820  | 17087   | 15705   | 14812   |
| 暴力案件被捕人数总计             | Total Persons Arrested                                       |        |         | 9869    | 9497    |

资料来源:国家统计局国际统计信息中心编辑的《国际经济信息》(2001年12期)。

a)The Statistics are Obtained from &lt;International Economic Information&gt; (2001.12).

## 23-2 澳门特别行政区主要社会经济指标

## Main Social and Economic Indicators of Macao Special Administrative Region

| 指 标                                      | Items   | 1990    | 1995    | 1998   | 1999   |
|--|---|---------|---------|--------|--------|
| <b>国民经济核算 (百万澳门元)</b><br>(按当年价格计算)       | <b>National Economy Accounting(Million MOP)</b><br><b>At Current Prices</b> |         |         |        |        |
| 私人消费                                     | Private Consumption Expenditure   | 8919    | 17614   | 20685  | 20539  |
| 政府最终消费支出                                 | Government Final Consumption Expenditure                                    | 2257    | 4773    | 6029   | 6445   |
| 固定资本形成                                   | Gross Fixed Capital Formation   | 5780    | 16124   | 9667   | 8487   |
| 库存变化                                     | Changes in Inventories  | -93     | 380     | -72    | 82     |
| 出口净值                                     | Exports of Goods  | 11032   | 20390   | 15592  | 13658  |
| 国内生产总值                                   | Gross Domestic Product  | 27896   | 59282   | 51902  | 49210  |
| <b>人口及社会统计</b>                           | <b>Population and Social Security</b>                                       |         |         |        |        |
| 年底人口数 (人)                                | Population at the Year-end(person)  | 332827  | 415030  | 430549 | 437455 |
| 出生人口数 (人)                                | Birth Population(person)  | 6872    | 5876    | 4434   | 4148   |
| 男  | Male  | 3606    | 3043    | 2279   | 2108   |
| 女  | Female  | 3266    | 2833    | 2154   | 2039   |
| 死亡人口数 (人)                                | Registered Deaths(person)   | 1482    | 1351    | 1356   | 1374   |
| 男  | Male  | 845     | 757     | 764    | 782    |
| 女  | Female  | 637     | 594     | 591    | 592    |
| 结婚 (宗)                                   | NO.of Registered Marriages(unit)  | 1794    | 2146    | 1451   | 1367   |
| 准许居留的外籍人士 (人)                            | Foreigners Permitted Residence(person)                                      | 1684    | 1797    | 1179   | 973    |
| 进入的外地劳工 (人)                              | Nonlocal Laborers in Macao(person)  | 4342    | 16163   | 11389  | 9988   |
| 犯罪案件 (件)                                 | Number of Crimes(unit)  | 5514    | 7181    | 8487   | 9262   |
| 劳动力参与率 (%)                               | Labour Force Participation Rate (%)   |         | 65.3    | 65.3   | 64.7   |
| 失业率 (%)                                  | Unemployment Rate (%)   |         | 3.6     | 4.6    | 6.4    |
| <b>经济指标</b>                              | <b>Economic Indicators</b>  |         |         |        |        |
| 综合消费物价指数 (房租除外)<br>(1995年7月-1996年6月=100) | Composite Consumer Price Index<br>(Jul/95 - Jun/96=100)                     | 65.3    | 94.8    | 103.0  | 99.7   |
| 进口额 (百万澳门元)                              | Imports (Million MOP)   | 12343   | 16267   | 15596  | 16300  |
| 出口额 (百万澳门元)                              | Exports (Million MOP)   | 13638   | 15913   | 17084  | 17580  |
| 出口相当于进口的比例 (%)                           | Exports/Imports (%)   | 110.5   | 97.8    | 109.5  | 107.9  |
| 入境旅游人数 (万人)                              | Visitor Arrivals(10 000 persons)  | 594     | 599     | 695    | 744    |
| 入住酒店人数 (万人)                              | Hotel Room Occupancy (10 000persons)  | 178     | 250     | 216    | 225    |
| 建成及扩建楼宇 (栋)                              | Units Completed and Expanded (No.)  | 255     | 235     | 90     | 65     |
| 建成及扩建楼宇总面积 (平方米)                         | Gross Floor Area Completedand Expanded (m <sup>2</sup> )                    | 1056671 | 1221131 | 969192 | 668778 |
| 新动工楼宇 (栋)                                | Units Newly Commenced Work (No.)  | 220     | 154     | 74     | 51     |
| 新动工楼宇总面积 (平方米)                           | Gross Floor Area Newly Commenced Work (m <sup>2</sup> )                     | 1538608 | 1581985 | 569987 | 406925 |
| <b>交通及通讯</b>                             | <b>Transport and Communications</b>   |         |         |        |        |
| 新登记车辆数 (辆)                               | Newly Licensed Vehicles (coach)   | 6806    | 8728    | 11867  | 83332  |
| 交通事故 (件)                                 | Traffic Accidents (case)  | 5440    | 6718    | 7935   | 7950   |
| 交通事故造成伤亡人数 (人)                           | Number of Deaths on Traffic Accidents                                       | 1109    | 1535    | 2458   | 2024   |
| 电话线总数 (条)                                | Telephone Lines(line)   | 96353   | 189856  | 251091 | 300066 |
| 国际互联网服务使用时数                              | Hours to Use Internet Service   |         |         | 2360.0 | 3377.9 |
| <b>政府收支</b>                              | <b>Government Accounts, Monetary and</b>                                    |         |         |        |        |
| 财政收入 (百万澳门元)                             | Government Revenue (million MOP)  | 5998    | 16195   | 15548  | 16943  |
| 财政支出 (百万澳门元)                             | Government Expenditure (million MOP)  | 5490    | 15472   | 15506  | 16636  |
| <b>货币和金融(百万澳门元)</b>                      | <b>Monetary and Finance (Million MOP)</b>                                   |         |         |        |        |
| 狭义货币                                     | Money Supply (M1)   | 8979    | 19011   | 20171  | 21045  |
| 广义货币                                     | Money Supply (M2)   | 30589   | 69284   | 86217  | 90139  |
| 居民存款                                     | Household Deposits  | 30033   | 68163   | 84589  | 88595  |
| 机构及私人贷款                                  | Loans to resident firms & individuals                                       | 16708   | 41648   | 48049  | 46672  |
| 每百澳门元均兑换其他货币                             | Average Exchange Rate of 100 MOP Against<br>Main Convertible Currencies     |         |         |        |        |
| 人民币                                      | P.R.China Renminbi  | 168.79  | 95.43   | 96.37  | 96.54  |
| 美元                                       | US Dollar   | 802.3   | 796.79  | 797.88 | 799.18 |
| 日元                                       | Japanese Yen  | 5.56    | 8.52    | 6.11   | 7.04   |
| 葡萄牙土姑度                                   | Portuguese Escudo   | 5.64    | 5.32    | 4.43   | 4.25   |
| 欧元                                       | Euro  | 1022.8  | 1030.79 | 895.32 | 852.77 |
| 外汇储备 (百万澳门元)                             | Foreign Exchange Reserve (million MOP)                                      | 4121    | 17978   | 19657  | 22879  |

资料来源: 国家统计局国际统计信息中心编辑的《国际经济信息》(2001年12期)。

a)The Statistics are Obtained from &lt;International Economic Information&gt; (2001.12).

## 23-3 台湾省主要社会经济指标

## Main Social and Economic Indicators of Taiwan Province

| 指 标                 | Item  | 1995   | 1996   | 1997   | 1998   | 1999   | 2000   |
|---------------------|---|--------|--------|--------|--------|--------|--------|
| 年底人口数 (万人)          | Year-end Population (10 000 persons)                    | 2135.7 | 2152.5 | 2174.3 | 2192.9 | 2209.2 | 2227.7 |
| 出生率 (‰)             | Crude Birth Rate (‰)                                    | 15.50  | 15.18  | 15.07  | 12.43  | 12.89  | 13.76  |
| 死亡率 (‰)             | Crude Death Rate (‰)                                    | 5.60   | 5.71   | 5.59   | 5.64   | 5.73   | 5.68   |
| 人口自然增长率 (‰)         | Natural Population Growth Rate (‰)                      | 9.90   | 9.47   | 9.48   | 6.79   | 7.16   | 8.08   |
| 平均期望寿命 (岁)          | Life Expectancy at Birth (Year)                         |        |        |        |        |        |        |
| 男                   | Male  |        | 72.24  |        |        |        |        |
| 女                   | Female  |        | 78.17  |        |        |        |        |
| 劳动力总人数 (万人)         | Labor Force (10 000 persons)                            | 921.0  | 931.0  | 943.2  | 954.6  | 966.8  | 978.4  |
| 男                   | Male  | 565.9  | 566.2  | 573.1  | 578.0  | 581.2  | 586.7  |
| 女                   | Female  | 355.1  | 364.8  | 370.1  | 376.7  | 385.6  | 391.7  |
| 失业人数 (万人)           | Unemployment (10 000 persons)                           | 16.5   | 24.2   | 25.6   | 25.7   | 28.3   | 29.3   |
| 失业率 (%)             | Unemployment Rate (%)                                   | 1.79   | 2.60   | 2.72   | 2.69   | 2.92   | 2.99   |
| 国内生产总值 (新台币亿元)      | Gross Domestic Product (NT\$ 100 million)               |        |        |        |        |        |        |
| 按当年价格计算             | At Current Prices                                       | 68920  | 74775  | 81312  | 87204  | 93804  |        |
| 按固定价格计算 (1991年=100) | At Constant (1991) Market Prices                        | 61681  | 65176  | 69586  | 72822  | 90297  |        |
| 人均国民生产总值 (新台币元)     | Per Capita GDP(NT\$)                                    |        |        |        |        |        |        |
| 按当年价格计算             | At Current Prices                                       | 328367 | 352518 | 378780 | 400934 | 427097 |        |
| 年增长率 (%)            | Annual Growth Rate (%)                                  | 7.01   | 7.35   | 7.45   | 5.85   | 3.27   |        |
| 按固定价格计算 (1991年=100) | At Constant (1991) Market Prices                        | 290072 | 306743 | 326011 | 338473 | 415123 |        |
| 年增长率 (%)            | Annual Growth Rate (%)                                  | 3.46   | 5.75   | 6.28   | 3.82   | 4.74   |        |
| 国民经济部门构成 (%)        | Composition of Gross Domestic Product by Department (%) |        |        |        |        |        |        |
| 农业                  | Agriculture Forestry, Hunting and Fishery               | 3.48   | 3.19   | 2.55   | 2.47   | 2.56   | 2.06   |
| 工业                  | Industry  | 36.37  | 35.72  | 35.31  | 34.56  | 33.19  | 32.37  |
| #制造业                | Manufacturing   | 27.92  | 27.92  | 27.80  | 27.39  | 26.59  | 26.33  |
| 电、煤气、水              | Electricity Gas & Water                                 | 2.55   | 2.48   | 2.35   | 2.30   | 2.24   | 2.14   |
| 建筑业                 | Construction  | 5.43   | 4.91   | 4.70   | 4.35   | 3.86   | 3.48   |
| 服务业                 | Services  | 60.15  | 61.09  | 62.14  | 62.97  | 64.25  | 65.57  |
| #批发、零售及餐饮业          | Wholesale and Retail Trade, and Hotels Restaurants      | 16.35  | 16.80  | 17.23  | 17.77  | 18.49  | 19.16  |
| 金融、保险、不动产业          | Finance, Insurance, Real Estate & Business Services     | 19.26  | 19.50  | 20.56  | 20.36  | 20.35  | 20.50  |
| 政府服务业               | Government Services                                     | 10.35  | 10.36  | 10.19  | 10.02  | 10.19  | 10.20  |
| 工业生产指数 (1996年=100)  | Index of Industrial Production (1996=100)               | 98.0   | 100.0  | 107.4  | 110.3  | 118.8  | 127.5  |
| 制造业                 | Manufacturing   | 97.2   | 100.0  | 108.7  | 111.3  | 120.3  | 129.9  |
| 电、煤气、水              | Electricity Gas & Water                                 | 97.8   | 100.0  | 106.1  | 114.2  | 118.5  | 130.3  |
| 建筑业                 | Construction  | 121.1  | 100.0  | 83.7   | 84.2   | 89.7   | 76.2   |
| 主要工业产品产量            | Output of Major Industrial Products                     |        |        |        |        |        |        |
| 钢锭 (万吨)             | Steel Ingot (10 000 tons)                               | 1203.4 | 1227.3 | 1578.1 | 1715.0 | 1599.2 | 1729.2 |
| 电脑 (万台)             | Computer (10 000 units)                                 | 703.6  | 891.5  | 989.8  | 1170.8 | 1295.9 | 1640.5 |
| 主机板 (千片)            | Mainboard (1 000 pieces)                                | 15953  | 23432  | 30653  | 42663  | 51922  | 60589  |
| 汽车 (千辆)             | Car (10 000 units)                                      | 395    | 367    | 376    | 402    | 345    | 371    |
| 彩色显像管 (千只)          | Kinescope (1 000 units)                                 | 12217  | 14010  | 15372  | 15217  | 23344  | 20538  |

23-3 续表1 continued

| 指 标                | Item   | 1995   | 1996   | 1997   | 1998   | 1999   | 2000    |
|--------------------|--|--------|--------|--------|--------|--------|---------|
| 能源供给总量 (千升油当量)     | Total Supply of Energy (kloil equivalent)        | 79617  | 83352  | 88245  | 92345  | 98876  | 106227  |
| 能源供给结构 (%)         | Composition of Energy Supply (%)                 |        |        |        |        |        |         |
| 煤炭                 | Coal   | 26.15  | 26.96  | 29.63  | 28.88  | 29.59  | 32.70   |
| 石油                 | Petroleum  | 54.30  | 53.44  | 51.25  | 51.42  | 50.92  | 54.64   |
| 天然气                | Natural Gas                                      | 5.76   | 5.62   | 6.21   | 7.03   | 8.46   | 7.38    |
| 水力发电               | Hydraulic  | 2.77   | 2.70   | 2.69   | 2.85   | 2.22   | 2.20    |
| 核能发电               | Nuclear Energy Source                            | 11.02  | 11.28  | 10.22  | 9.83   | 9.54   | 9.56    |
| 能源消费总量 (千升油当量)     | Total Consumption of Energy (kloil equivalent)   | 68908  | 72216  | 76807  | 81118  | 62731  |         |
| 能源消费结构 (%)         | Distribution Consumption (%)                     |        |        |        |        |        |         |
| 工业                 | Industry   | 55.46  | 54.73  | 56.24  | 48.50  | 40.88  | 44.13   |
| 运输                 | Transportation                                   | 17.80  | 17.65  | 17.02  | 17.02  | 14.52  | 14.82   |
| 农业                 | Agriculture                                      | 2.15   | 2.12   | 1.87   | 1.53   | 1.31   | 1.46    |
| 住宅                 | Residence  | 11.95  | 12.22  | 11.78  | 12.50  | 10.72  | 11.22   |
| 商业                 | Commerce   | 4.96   | 4.96   | 5.06   | 5.65   | 4.91   | 5.30    |
| 其它                 | Other  | 5.97   | 6.39   | 6.18   | 6.02   | 5.06   | 5.52    |
| 非能源消费              | Non-energy Use                                   | 1.71   | 1.93   | 1.85   | 2.40   | 2.24   | 2.35    |
| 商品进口额              | Total Imports                                    |        |        |        |        |        |         |
| 按新台币计算 (亿元)        | (NT \$ billion)                                  | 27429  | 28151  | 32761  | 35036  | 35764  | 43687   |
| 按美元计算 (百万美元)       | (US \$ billion)                                  | 103550 | 102370 | 114425 | 104665 | 110690 | 140011  |
| 商品出口额              | Total Exports                                    |        |        |        |        |        |         |
| 按新台币计算 (亿元)        | (NT \$ billion)                                  | 29496  | 31766  | 34817  | 36933  | 39174  | 4616301 |
| 按美元计算 (百万美元)       | (US \$ billion)                                  | 111659 | 115942 | 122081 | 110582 | 121591 | 148321  |
| 政府财政收支 (新台币亿元)     | Income and Expenses of Treasury(NT\$100 million) |        |        |        |        |        |         |
| 总收入                | Total Income                                     | 21027  | 20240  | 19624  | 20535  | 20044  | 27479   |
| 总支出                | Total Expenses                                   | 20749  | 20059  | 19618  | 19606  | 18671  | 26439   |
| 消费者物价指数(1996年=100) | Consumer Price Indices                           | 97.02  | 100.00 | 100.90 | 102.60 | 102.78 | 104.07  |
| 货币汇率               | Exchange Rates of Selling                        |        |        |        |        |        |         |
| 新台币/港元             | (NT \$/HK \$)                                    | 3.56   | 3.58   | 4.23   | 4.19   | 4.07   | 4.26    |
| 新台币/美元             | (NT \$/US \$)                                    | 27.32  | 27.54  | 32.62  | 32.26  | 31.44  | 33.06   |
| 在校学生数 (万人)         | Student Enrollment (10 000 persons)              |        |        |        |        |        |         |
| 初等教育               | Primary Education                                | 194.6  | 193.5  | 190.6  | 191.1  | 192.8  | 192.6   |
| 中等教育               | Secondary Education                              | 193.6  | 190.9  | 187.5  | 181.4  | 175.6  | 171.3   |
| 高等教育               | Higher Education                                 | 75.1   | 79.6   | 85.6   | 91.6   | 99.4   | 109.2   |
| 15岁以上人口识字率 (%)     | Percentage of Literate Aged 15 and Over(%)       | 94.01  | 94.33  | 94.66  | 94.92  | 95.28  | 95.55   |
| 教育经费支出占GNP比重 (%)   | Public Expenditure for Education As % of GNP     | 6.75   | 6.95   | 6.85   | 6.41   | 6.56   |         |
| 医疗卫生条件             | Medical Facilities and Health Personnel          |        |        |        |        |        |         |
| 医务人员数 (人)          | Health Personnel (person)                        | 118248 | 123829 | 137829 | 144070 | 152385 |         |
| 医疗机构数 (所)          | Number of Medical Care Facilities(unit)          | 16109  | 16645  | 17398  | 17731  | 17770  |         |
| 病床数 (床)            | Beds (bed)                                       | 112379 | 114923 | 121162 | 124564 | 122937 |         |
| 每万人病床数 (床)         | Beds per 10000 Population (bed)                  | 52.62  | 53.39  | 55.73  | 56.80  | 55.65  |         |

资料来源: 国家统计局国际统计信息中心编辑的《国际经济信息》(2001年12期)。

a)The Statistics are Obtained from &lt;International Economic Information&gt; (2001.12).

# 中国统计出版社最新资料书简目

|                          |                   |                 |
|--------------------------|-------------------|-----------------|
| 中国统计年鉴—2001              | 宁夏统计年鉴—2001       | 济南统计年鉴—2001     |
| 中国统计摘要—2001              | 新疆统计年鉴—2001       | 青岛统计年鉴—2001     |
| 中国城市统计年鉴—2000            | 新疆生产建设兵团统计年鉴—2001 | 潍坊统计年鉴—2001     |
| 中国农村统计年鉴—2001            | 石家庄统计年鉴—2001      | 泰安统计年鉴—2001     |
| 中国劳动统计年鉴—2001            | 唐山统计年鉴—2001       | 德州统计年鉴—2001     |
| 中国人口统计年鉴—2001            | 廊坊统计年鉴—2001       | 日照统计年鉴—2001     |
| 中国社会统计资料—2000            | 邯郸统计年鉴—2001       | 郑州统计年鉴—2001     |
| 中国市场统计年鉴—2001            | 衡水统计年鉴—2001       | 洛阳统计年鉴—2001     |
| 中国建筑业统计年鉴—2001           | 张家口统计年鉴—2001      | 开封统计年鉴—2001     |
| 中国固定资产投资统计年鉴—2001        | 邢台经济统计年鉴—2001     | 三门峡统计年鉴—2001    |
| 中国价格及城镇居民家庭收支调查统计年鉴—2001 | 太原统计年鉴—2001       | 平顶山统计年鉴—2001    |
| 国际统计年鉴—2001              | 临汾年鉴—2001         | 南阳经济统计年鉴—2001   |
| 中国对外经济贸易统计年鉴—2000        | 呼和浩特经济统计年鉴—2001   | 武汉统计年鉴—2001     |
| 中国商品交易市场统计年鉴—2001        | 沈阳年鉴—2001         | 宜昌统计年鉴—2001     |
| 中国基本单位统计年鉴—2000          | 大连统计年鉴—2001       | 广州统计年鉴—2001     |
| 中国食品工业年鉴—2000            | 吉林市社会经济统计年鉴—2001  | 深圳统计信息年鉴—2001   |
| 中国民政统计年鉴—2001            | 四平统计年鉴—2001       | 惠州统计年鉴—2001     |
| 如何使用统计年鉴                 | 延吉统计年鉴—2001       | 珠海统计年鉴—2001     |
| 北京统计年鉴—2001              | 哈尔滨统计年鉴—2001      | 东莞统计年鉴—2001     |
| 天津统计年鉴—2001              | 齐齐哈尔经济统计年鉴—2001   | 南宁统计年鉴—2001     |
| 河北经济年鉴—2001              | 双鸭山社会经济统计年鉴—2001  | 南宁地区统计年鉴—2001   |
| 山西统计年鉴—2001              | 黑龙江垦区统计年鉴—2001    | 桂林经济社会统计年鉴—2001 |
| 内蒙古统计年鉴—2001             | 牡丹江统计年鉴—2001      | 柳州经济统计年鉴—2001   |
| 辽宁统计年鉴—2001              | 上海浦东新区统计年鉴—2001   | 柳州地区统计年鉴—2001   |
| 吉林统计年鉴—2001              | 宝山年鉴—2001         | 贵阳统计年鉴—2001     |
| 黑龙江统计年鉴—2001             | 南京统计年鉴—2001       | 海口统计年鉴—2001     |
| 上海统计年鉴—2001              | 苏州统计年鉴—2001       | 成都统计年鉴—2001     |
| 江苏统计年鉴—2001              | 无锡统计年鉴—2001       | 广安统计年鉴—2001     |
| 浙江统计年鉴—2001              | 常州统计年鉴—2001       | 攀枝花统计年鉴—2001    |
| 安徽统计年鉴—2001              | 徐州统计年鉴—2001       | 西安统计年鉴—2001     |
| 福建统计年鉴—2001              | 南通统计年鉴—2001       | 兰州年鉴—2000       |
| 江西统计年鉴—2001              | 盐城统计年鉴—2001       | 西宁统计年鉴—2001     |
| 山东统计年鉴—2001              | 连云港统计年鉴—2001      | 乌鲁木齐统计年鉴—2001   |
| 河南统计年鉴—2001              | 杭州统计年鉴—2001       | 巴音郭楞统计年鉴—2001   |
| 湖北统计年鉴—2001              | 宁波统计年鉴—2001       | 吐鲁番统计年鉴—2001    |
| 湖南统计年鉴—2001              | 绍兴统计年鉴—2001       | 石河子统计年鉴—2001    |
| 广东统计年鉴—2001              | 嘉兴统计年鉴—2001       | 伊犁统计年鉴—2001     |
| 广西统计年鉴—2001              | 台州统计年鉴—2001       | 巴州年鉴—2001       |
| 贵州统计年鉴—2001              | 舟山统计年鉴—2001       | 河北农村统计年鉴—2001   |
| 云南统计年鉴—2001              | 金华统计年鉴—2001       | 广东农村统计年鉴—2001   |
| 海南统计年鉴—2001              | 温州统计年鉴—2001       | 福建农村统计年鉴—2001   |
| 四川统计年鉴—2001              | 福州年鉴—2001         | 湖北农村统计年鉴—2001   |
| 重庆统计年鉴—2001              | 厦门经济特区年鉴—2001     | 河南农村统计年鉴—2001   |
| 西藏统计年鉴—2001              | 福州经济技术开发区年鉴—2001  | 山东城市统计年鉴—2001   |
| 陕西统计年鉴—2001              | 南昌统计年鉴—2001       | 湖北工交统计年鉴—2001   |
| 甘肃年鉴—2001                | 九江统计年鉴—2001       |                 |
| 青海统计年鉴—2001              | 宜春统计年鉴—2001       |                 |

编辑部电话: (010)63262276 63266600-30605

欲购以上图书请与中国统计出版社发行部联系。电话: (010)63459084 同楫行书店电话: 68585978

通讯地址: 北京市西城区三里河月坛南街75号。邮政编码: 100826



# 河南省林业厅



省林业厅厅长张敬增同志(左三)视察工作

建国50年来,全省林业建设取得了重大成就,有林地面 积由建国初期的130万公顷增加到221.6万公顷,活立木蓄积 由1278万立方米增加到1.41亿立方米,森林覆盖率由7.81% 提高到20.04%。先后被全国绿化委员会、林业部授予“全国平原绿化先进省”和“部门造林绿化先进省”称号。

目前,全省已建立起175个国有林场(苗圃),25000多个乡村集体、个体和股份制林场、果园,20个自然保护区(其中 国家级6个),41个森林公园,185个林业公安派出所,64个专业森林消防队,100个木材检查站,120个森林病虫害防治 检疫机构,64个林业科研机构,2102个乡镇林业工作站,初步形成了林业行政管理、资源保护、林业执法和科技推广体系。正在组织实施的天然林保护、长江中上游防护、淮太防护林、黄河中游防护林、太行山绿化、平原绿化、防沙治沙、山区林 业综合开发和世行贷款造林等全国和省级重点林业工程,覆盖全省总土地面积的60%以上,将为建设山川秀美的中州大地作出重大贡献。



1



2

- 1 农田林网
- 2 豫南杉木速生丰产林基地
- 3 黄河故道防风固沙林
- 4 伏牛山区天然林
- 5 农桐间作



5



4




3



# 河南省畜牧局



省长李克强在中荷河南奶业培训示范中心落成典礼上



河南花花牛实业股份有限公司



河南省新大牧业有限公司



河南省良种羊育种中心

河南省畜牧局是主管全省畜牧业工作的职能部门，主要职责是：

(一)贯彻执行国家有关发展畜牧业的方针、政策、法律、法规，组织拟定全省有关畜牧、兽医、兽药、饲料工业的地方性法律、规章。

(二)负责拟定全省畜牧业发展长远规划和年度计划并组织实施。

(三)按照审批权限，负责畜牧业基地、项目的审查(审定)、论证、申报、指导实施和监督检查工作；负责畜牧、兽医、兽药、饲料行业的外事外经联络、协调工作。

(四)负责全省畜禽防疫、动物及其产品的质量和安全卫生检验检疫、兽医医政、兽药药政、兽医卫生监督管理工作；发布疫情并组织扑灭。

(五)负责全省种畜禽生产的监督管理工作；负责饲草饲料资源的开发及草场建设、保护和监理工作。


(六)组织拟定种畜禽、兽医、兽药、饲料的地方标准并监督实施。

(七)研究拟定全省畜牧业科技、教育、培训、技术推广规划，组织重大科研课题的技术攻关和重大科研成果的推广应用工作；负责全省畜牧兽医科技推广队伍建设和基层畜牧兽医站的宏观管理；负责畜牧业服务体系的建设管理；负责畜牧环保工作的组织实施；负责指导联系学会、行业协会工作。

(八)负责全省畜牧业结构调整、资源开发、区域生产、信息工程、市场体系建设、产业化经营的研究、规划和组织实施工作。

(九)承办省政府和农业厅交办的其他事项。

畜牧局内设办公室、计划财务处、畜牧处、兽医处、饲料处(河南省饲料工业领导小组办公室)等5个职能处(室)，下属省畜禽改良站、省动物检疫站、省兽医防治站、省饲草饲料站、省兽药监察所、省郑州种畜场、省国营正阳种猪场、河南省纯种肉牛繁育中心、省畜牧兽医技术服务中心、河南畜牧兽医杂志社等共10个事业单位。



夏洛来种公牛



河南省纯种肉牛繁育中心



# 河南省地质矿产勘查开发局



省地矿局局长张长森



省地矿局副局长李森林



省地矿局副局长李森林(前中)在桩基础工地检查工作

河南省地质矿产勘查开发局是省政府直属正厅级事业单位,下辖22个地勘单位,局属单位共有职工17657人(含离退休8027人)。全局资产7.08亿元,涉足行业包括地质勘查与找矿、矿业开发经营、地勘施工、水资源开发等各个行业。

“九五”期间,全局广大干部职工经过艰苦努力,较好地完成了预定的各项工作任务,地质找矿与科研取得了一批成果,地勘经济长足发展,“九五”期间全局总收入24.08亿元,较“八五”12.47亿元增长93.17%;全局共有18项科技成果获省部级奖励,其中,部找矿一等奖4项,找矿二等奖2项,找矿三等奖12项,找矿四等奖1项;勘查成果二等奖2项,三等奖21项,四等奖3项;科技成果一等奖1项,二等奖1项,三等奖8项,四等奖1项,全局完成或超额完成了各类地质报告、矿产普查储量、水源地勘查、环境监测等年度工作目标及计划。



# 河南省交通厅



全省公路工程管理座谈会



107 国道郑州段

河南省地处中原,土地面积 16.7 万平方公里,是我国古代文明的摇篮和中华民族的发祥地之一。河南交通区位优势明显,承东启西,连南贯北,“中原通而天下畅”是对河南交通战略枢纽地位的形象描绘。

2000 年,全省路网改造及县乡公路建设完成投资近 48 亿元,超年计划投资 27 亿元的 78%,成绩令人振奋。截止 2000 年底,全省新增公路 4123 公里,其中二级公路 479 公里。全省公路通车里程达到 64453 公里,公路密度达到 38.59 公里。据对已竣工工程和分项分部项目的初检,工程合格率达到 100%,优良率达到了 86% 以上。全省养护工程完成投资 4.9 亿元,大修 325.2 公里,中修 1090 公里。全省干线公路年均好路率达到 84%,道班养护路线平均好路率达到 79.6%,其中米字型路线和其他重要干线年均好路率达到 92.3



雄浑畅美的高等级公路



# 公路管理局

%，其中国道107线和国道310线达到92.8%。新改建GBM工程路段680.6公里，完成绿化标准示范路段340公里。在省委、省政府及信阳、南阳两市各级党委、政府的大力支持和厅党组的正确领导下，经过4年多的艰苦奋斗，终于圆满完成了国道312线文明样板路的建设任务，在交通部组织的达标验收中获得了第2名的好成绩，交通部验收通报给予了“河南段在东中部地区基础最差，投入最大，成绩最大”的高度评价。


在河南省交通系统全体干部职工的努力下，全省范围内形成了以高速公路为龙头，以国、省干线公路为骨架，以县乡公路为脉络的干支衔接，布局合理，四通八达，连接城乡，贯通省域，功能较为完善的公路网络，对河南经济的发展起到了重要的支撑作用，成为近年来河南经济基础设施建设的精彩一笔。



工程处拥有的沥青混凝土拌和楼



ABG423 摊铺机在 312 线西峡境施工



蜿蜒曲折的山区公路



国道 312 线文明样板路



# 河南高速公路发




黄河公路大桥



国道 107 与安新路交汇处



开洛路巩义段



开洛路

根据国家经济体制改革总体部署和交通事业发展的需要,河南省交通厅经河南省人民政府批准和授权,以河南省交通厅高速公路建设管理局、河南省交通建设投资总公司为基础,加上郑州黄河公路大桥的资产,于2000年8月8日正式改制组建了“河南高速公路发展有限责任公司”。企业性质为国有独资公司,具有企业法人资格,资产总值124亿元人民币,成为省内最大国有企业。总公司现设6个处室,即:政治部、办公室、劳动人事处、征收管理处、计划财务处、工程养护处,交通工程股份有限公司(前身为通讯和监控中心)具体负责全省交通工程的规划、建设和管理,总公司下由郑州公司、开封公司、洛阳公司、安新公司、许溧公司5个分公司,三个建设公司和两个工程指挥部以及黄河大桥管理处组成,共计2000多人,5个分公司机构设置参照总公司的机构设置,便于业务指导和管理,形成全公司上下精干高效的管理体制。

九五期间,河南省高速公路规模从小到大,通车里程达到466公里,形成了以省会郑州为中心的“十”字主骨架,涵盖了国家高速公路主干线“两纵两横”中的一纵(京珠线)和一横(连霍线)。2001年底,随着开商、洛三、三灵、溧驻路的开通,我省高速公路总通车里程将突破1000公里。根据交通厅“十五”交通发展规划部署,认真贯彻落实省委、省政府提出的东引西进战略,大胆吸引外资和社会资金参与高速公路建设与经营,大胆尝试高速公路经营权的出让和股权转让,实现超常规发展。重点打通连接东西部的省际高速公路,建成贯通以京珠、连霍国道



开洛路



# 展有限责任公司

为主的“三纵三横”高速公路主骨架，进而打通 18 个省辖市间的快速通道，实现全省高速公路通车里程突破 2000 公里，力争 2500 公里的战略目标，形成承东启西，联南贯北，通达周边多省的高速公路网络。2004 年底，确保商开、漯驻等几条高速公路全部建成通车，资产并入我公司，使公司现有 124 亿元资产增加到 216 亿元。为了拓宽筹融资渠道，强化资本运作，以河南高速公路发展有限责任公司为主发起人，联合其他发起人以发起方式成立了“中原高速公路股份公司”；公司注重新项目的开发经营，积极拓展经营领域和范围，投资发展前景好的产业，提高企业的获利能力和抗风险能力，向高速公路集团化经营的方向迈进。

在高速公路建设经营效益取得重大进展的基础上，以“规范经营、壮大发展”为目的，以不断提高管理水平，与国际经济接轨为目标，根据我省高速公路事业发展需要，以河南高速公路发展有限责任公司为核心，对比较规范、发展前景乐观，经济效益好的地方高速公路进行资产重组，组建河南高速公路企业集团，逐步实现对全省高速公路“一卡通”的现代化网络管理目标，充分发挥高速公路整体效能和优势，为河南乃至全国的经济建设做出积极贡献并发挥重要作用。

新郑收费站



开洛路  
栾阳收费站

郑许高速



郑许路互通立交

郑许路互通立交





# 广东发展银行

## 郑州分行



24小时自助服务系统



集中式的办公景区



丰富多彩的群众文化生活



广东发展银行郑州分行行长、党组书记 张庆修

广东发展银行是经国务院和中国人民银行批准组建的我国第一批股份制商业银行，于1988年9月8日正式开业，注册资本人民币35亿元。

广东发展银行郑州分行是总行在广东境外设立的首家分行，于1995年12月29日正式开业。目前在郑州城区内设有15家分支机构。在新乡、安阳两城市设立支行。

广东发展银行郑州分行拥有金融、财会、法律、电脑等多领域专业人员组成的高素质人才群体，遵循现代商业银行的国际惯例，致力于建设成为规范化、现代化的商业银行，促进中西部地区的经济发展，为广大客户提供快捷、优质、高效的金融服务。分行十分重视与客户合作，构建崭新的银企关系。已累计授信近337亿元人民币，支持地方经济的发展。在加大对河南省大中型企业支持力度的同时，今年以来还重点扶持了郑州各大大批发市场的发展和壮大，推动了市场规模的扩大和市场运作手段的现代化，并先后与国内众多知名企业建立了广泛的联系。在信贷投入上，开始加大了向非公有制企业、中小企业、高科技企业和文化教育等新兴产业倾斜的力度。针对企业的不同情况及业务特点，采取长短期贷款、承兑、贴现、额度授信、保函、信用证等多种授信形式，为企业提供了成本较低的授信方案，受到了企业的普遍欢迎。

广东发展银行郑州分行愿与国际知名跨国公司、国内著名企业建立广泛的业务合作关系，在企业营销网络建设、中西部地区的业务拓展方面提供优质的金融服务，共铸二十一世纪辉煌。





# 河南省铝加工基地

## ——郑州铝业股份有限公司



张以祥副省长到公司视察



带材生产线



铝铸轧厂生产线



纵横剪切机组生产线



冷轧厂生产线

郑州铝业股份有限公司位于郑州市西郊，座落在风光秀丽的西流湖畔，紧邻国家级郑州高新技术产业开发区。东临电厂路，西倚西环路，地理位置优越，交通便利。

郑州铝业股份有限公司是由原郑州中原铝厂经过改制，于2001年1月16日成立。公司吸收五家社会法人和自然人入股，产权分国有、集体、个人三个部分，总股本2666.57万股。公司以铝冶炼和铝加工为主，下设电解铝厂、铸轧板厂、热轧板厂、冷轧板带厂、挤压型材厂、制品厂、装饰公司、机修厂等八个生产厂和九个职能处室。现有主要产品生产能力为：铝锭9100吨/年，铝板带箔(厚)25000吨/年，铝铸轧卷20000吨/年，铝型材2500吨/年，合金棒6000吨/年，铝门窗20万平方米/年，年综合生产能力6万吨。公司在职职工1300人，其中工程技术人员300人。企业重视新产品开发和技术创新工作，被定为“河南省省级企业技术中心”。现为省重点支持企业、省结构调整企业，省高新技术产业化项目企业，省“十五”优势产品骨干企业和省厅“铝加工基地”。


企业通过了ISO9002质量认证。对内加强管理，对外开拓市场，遵循“质量第一，顾客至上”的服务宗旨，在产品质量管理上狠下功夫，主导产品铝板带箔(厚)行销全国各地，在沿海省份占有很高的市场份额，声名远播，信誉良好，供不应求，产品被广泛用于家电、交通、电缆、装饰、民用及铝深加工等各行各业。在激烈的市场竞争中，企业取得了良好的经济效益，被授予河南省百家最佳经济效益企业，中国有色金属冶炼及加工100家最佳经济效益企业。被评为产品质量信得过，售后服务信誉好单位。

地址：郑州市电厂路10号

电话：(0371)7535184 7535172

传真：(0371)7535190


邮编：450051



0.05mm厚的铝箔卷



# 中国长城铝业公司碳素厂



花园式工厂



碳素厂领导班子成员

中国长城铝业公司碳素厂是我国特大型铝联合企业中国长城铝业公司下属的生产铝用炭素制品的专业厂，也是河南省乃至全国从事炭素制品生产的知名企业，拥有固定资产现值1.8亿元。目前，已具备年产炭素制品10万吨的生产能力。

炭素厂位于中原名城郑州，南依嵩山，北临黄河，陇海铁路、郑汴洛高速公路、310国道横贯东西，交通十分便利。企业现有职工960人，其中高级技术人员7人，中级技术人员43人，中专以上文化程度242人，占职工总数的26%。该厂下设煅烧、成型、一焙烧、二焙烧4个车间和14个职能科室。

自1958年建厂以来，特别是企业进入社会主义市场经济之后，长铝碳素厂坚持“以科技为先导，以市场为导向，以人为本，以管理为核心，以质量求生存”的方针，发扬“团结、苦干、开拓、奉献”的企业精神和“鼓实劲、办实事、求实效”的工作作风，不断完善自我，超越创新，建立起成熟先进的生产系统、富于特色的科学管理模式和可靠的质量保证体系。在为用户提供长期稳定、优质的产品和服务的同时，经济效益显著提高，社会信誉有口皆碑。1990年，碳素厂被命名为郑州市“文明单位标兵”；1997年荣获河南省“省级文明单位”称号；1999年通过国际ISO9002质量体系认证。



品质·素质与产品统一



# 奋进中的河南云河彩印包装有限公司



总经理 宋兆亮



胶印车间生产现场



胶印车间生产现场



公司生产的部分产品

河南云河彩印包装有限公司是由汝州卷烟厂与香港中艺公司合资兴建，一九九三年建成投产，总投资三百四十七万美元，注册资本二百二十万美元，固定资产二千五百万元人民币。拥有日本生产的制版设备，德国生产的五色、四色、双色、单色罗兰印刷机六台，台湾生产的纸箱加工设备等各类设备四十台。各类专业技术人员八十余名。承印各种高中档包装装璜，是中原地区规模大、技术力量强的印刷包装企业，年产值可达五千万元。一九九七年被评为国家中型企业。

一九九八年，总经理宋兆亮号召全体职工“背水一战、誓振云河”，在企业内部大胆改革、锐意创新，一举扭亏为盈，全年实现产值一千七百零九万元，利润四十六万元。一九九九年，公司叫响“励精图治、再创辉煌”的奋斗口号，倡导“人人精神文明、张张印品一流”的企业精神，在兼并了汝州装璜彩印厂后克服重重困难，全年完成产值二千七百万元，实现利润一百二十三万元。二〇〇〇年公司围绕“向质量要市场、靠科技增效益”，深化内部改革、强化竞争意识、优化产业结构、提高产品科技含量，全年完成产值二千一百万元，实现利润六十万元。

云河公司视产品质量为企业生命，视用户为上帝，产品销往祖国各地，效益显著。

总经理宋兆亮携全体员工真诚欢迎社会同仁、各界朋友、有识之士来公司指导工作、洽谈业务，共创辉煌未来。

地址：河南省汝州市广育街62号

电话：0375-6860556

传真：0375-6886042



公司厂貌



# 河南省郑州联合运输总公司



总经理、党委书记 李纪亭

河南省郑州联合运输总公司创建于1953年，总部位于郑州市陇海东路298号，是一个集客运、货运、联运、零担、出租、工业生产于一体的大型综合国有运输企业。

总公司现有职工4000余人，各种车辆1880台，总资产3亿元。下辖基层生产单位37个，其中客运公司11个，货运公司13个，汽车站3个，其它单位10个。生产区域分布在管城、二七、金水、中原等区以及登封市的芦店镇。



二马路长途汽车站

自1993年以党委书记、总经理李纪亭同志为首的领导班子上任以来，通过深化企业改革，调整生产结构，企业得到较快发展。“联开快运”是公司的拳头产品。二马路长途汽车站是公司所属的主要经营场地，地处火车站繁华地区，日发车次1000班次，日发送旅客达2万人，年票房收入超亿元，为郑州市以至全省的大型客运站之一，主要经济指标在全省名列前茅。

近年来，公司先后被命名为“郑州市深化企业改革先进单位”、“郑州市文明单位标兵”、“郑州市十佳创税企业”等荣誉称号。总经理李纪亭同志被评为“郑州市劳动模范”、“安置下岗职工再就业好经理”等。



货运公司车队



中联出租车公司

# 河南省地质工程公司



河南省地质工程公司为国有大型地矿建设骨干企业，一九八三年经国家建设部审核批准为国家壹级施工企业，是国际非开挖协会会员，中国非开挖协会理事。拥有甲级岩土工程勘察、一级地基与基础施工、甲级凿井资质证书和地质勘查、水资源与矿泉评价、环境地质评价及地质灾害治理等资格证书，公司信用等级为AAA级。

公司现有职工638人，其中专业技术人员174人，具有高级职称的40人，中级职称的84人，拥有各种机械设备498台套，其中钻探设备105台套。公司具有完善配套的生产及其指挥系统和全面质量管理体系，拥有水工、物测、工程设计、施工、监理、测试、给排水、防腐保温、农牧业、微机、管理等合理的人才结构，是一支技术密集型的勘察施工队伍。经英国摩迪国际认证有限公司审核，2000年12月，公司一次通过了ISO9002质量管理体系认证，使公司成为省地矿局第一个通过认证的地勘单位。

作为地矿部命名的“功勋地质队”，近年来东闯上海、西征新疆，南下闽粤，奋战中原，“九五”期间，公司有27个项目获得省级以上各类成果奖，有18个工程获得市级优秀工程奖，有11名职工被评为局以上各类先进模范。

我们始终坚持“科技兴公司”战略，坚持“人无我有，人有我新”的开拓精神和“艰苦奋斗，务实进取”的创业精神，不断引进人才，添置新设备、研究新技术、新方法、新工艺，推行全面质量管理，遵循“信誉第一、用户至上”的宗旨，以先进的技术、现代化的管理和优质的服务真诚地与社会各界朋友携手共筑美好的明天。





# 河南少林汽车股份有限公司



SLG6608CF 千禧碧莲

全国劳动模范、享受国务院特殊津贴待遇的专家、河南省第八届、第九届人大代表、河南少林汽车股份有限公司董事长周文昌同志向海内外同仁亲切致意！



SLG6720C

## 与世纪同行——少林客车

河南少林汽车股份有限公司位于郑州市荥阳科技工业园区，是专业从事客车研究开发、制造的现代企业集团，具有“少林”牌中、轻、微型客车及农用运输车四大系列产品 78 个品种，年产 8000 台的生产能力。多年来，公司坚持以科技为先导，不断推动技术创新，产品多次荣获国家和省级科技成果奖，其中 SLG655C 柴油轻型客车、SLG6601 轻型客车、SLG6730W 中巴卧铺客车均属全国首创。精美的设计、一流的产品质量、优良的售后服务使“少林客车”行销国内 29 个省、市、自治区，并出口朝鲜、越南、南非等国家和地区。



SLG5040XXY

迎着加入 WTO 的机遇与挑战，公司全体员工在全国劳动模范、享受国务院特殊津贴待遇专家、河南省人大代表——董事长周文昌先生和总经理周聚民的带领下，满怀信心，弘扬“从无路处开路，无处无路”的企业精神，遵循“少林功夫少林车，用户满意在少林”的质量方针，致力于更高层次的管理创新、技术创新，通过学习型团队的构建、品牌形象的整合、企业核心竞争力的提升，力争使更多的人群享受“少林客车”所提供的“阳光灿烂的里程”！

董事长兼党委书记：周文昌

总经理：周聚民

地址：河南省荥阳市京城路中段

邮编：450100 电话：(0371) 4610001 4610002 4610003

销售热线：(0371) 4610007 4610008 4607100

传真：(0371) 4610333 4610009

Http://WWW.Shaolinbus.com

E-mail: Info@Shaolinbus.com



SLG6801C



SLG6761CF 先行者



SLG6733c-1 天龙





# 中国建筑第七工程局

## 企业简介



局长陈向阳



党委书记贾正伟

**1. 名称住址：**中国建筑第七工程局，隶属于中国建筑工程总公司，为国家直属大型建筑企业，总部注册地为河南省郑州市城东路108号。

**2. 历史沿革：**始建于1952年，为国家建工部渤海工程局、第二工程局，1966年整编为基本建设工程兵第21支队，1983年奉国务院、中央军委命令集体转业改编为现建制。

**3. 资质等级：**经中国建设部核定为工程施工总承包一级企业，交通部定为路桥资信一级企业。并具有土建、安装、钢结构、地基基础、市政工程、装饰设计、装饰施工等7个一级专项资质。

**4. 经营范围：**建筑设计，土木建筑，设备安装，高级装饰，道桥修筑，房地产开发，砼构件生产，电缆生产，压力容器制作，建筑、筑路、医疗器械制造，帆布生产，材料设备经营，商业进出口贸易等。

**5. 经营规模：**拥有员工18000人，专业技术人员4046人，注册资本1.5亿元，主要施工机械3567台，技术装备率为5029元/人，年完成营业额30亿元，下辖6个一级土建公司、3个一级专业化公司、3个中型生产厂家，以及设计院、中专校、投资公司、房地产公司等19个法人实体和5个区域公司。


**6. 业绩信誉：**中国500家最大建筑企业，“重合同，守信用”企业，“AAA”级信用企业。在中国20余省和非洲、东南亚地区，建成了一大批“高、大、重、新、特”等现代大型建筑，获国家科技进步奖3项，省部级科技进步奖18项，编制省部级工法12项。近5年来，创省部级以上优质工程45项。

**7. 特点优势：**过程精品+CI形象+军事化管理。

**8. 企业精神：**敬业、求实、创新、争先。

**9. 经营理念：**用户至上，质量第一。干一项工程，树一块牌子，交一方朋友。

中建七局承建的河南省新郑卷烟厂





# 中国建筑第七工程局安装工程公司

中国建筑第七工程局安装工程公司,隶属于中国建筑第七工程局。公司始建于1952年,1966年整编为基本建设工程兵第21支队209团,1983年奉国务院中央军委命令集体转业改编为现企业。

公司具有独立承担国内外各类型工业、公用、民用建设项目的设备、线路、管道、电气、仪表及其整体生产装置的安装,非标钢构件的制作安装,各类建筑、装饰、消防、防腐保温、送电线路和变电站工程施工,弱电工程施工,一二类压力容器制造,各种型号电线电缆生产,QTZ80型塔式起重机制造的综合能力及总承包资格的国有一级企业。

公司现有职工1900人,专业技术人员946人。拥有资产总额1.2亿元,主要施工机械设备822台,各类技术先进的试验检测设备330余台(套)。年施工能力5亿元以上。公司下设13个分公司,1个土建分公司,2个中型生产厂家(压力容器制造厂、电线电缆生产厂)和1个检测中心,1个机运站。

公司基础管理工作扎实,注重科技进步,坚持科技与管理并举的方针,广泛应用现代化管理手段,重视采用新工艺、新技术、新机具、新材料提高产品质量,并于1996年10月取得ISO9002质量体系认证证书。拥有锅炉安装许可证,电气设施承修、承装、试验进网许可证,起重机械安装、维修安全认证,电梯安装维修安全认证,消防工程施工安装资质认证,建筑施工企业安全资格认证,计量认证合格证书及电线电缆生产许可证,一二类压力容器制造许可证,QTZ80型塔式起重机制造生产许可证。

公司相继承担过200余项大、中型石油、化工、建材、化纤、国防、科研、高级宾馆等项目的设备安装、调试任务。创出优质工程数十项。其中:华北油田220千伏变电站及线路工程、江苏连云港5.4万立方米气柜、河南三门峡水泥厂、南阳啤酒厂、江苏长江石油化工储罐区、石家庄玻壳厂、湖北大峪口矿肥结合工程、平顶山坑口电厂、安徽阜阳热电厂、合肥可口可乐饮料厂、华北油田制药厂、

河南义马移民电厂等工程均获得省部级优质工程奖。

公司连续五年获得河南省施工企业50强,河南省质量管理先进单位、河南省文明单位、河南省一级先进企业、河南省重合同、守信用企业、重点项目建设十佳施工企业、国家企业统计工作先进单位等数十项荣誉。

公司实力雄厚,装备精良,管理严密,队伍年轻,能征善战,突击性强,已发展成为一家具有综合开发能力,在国内外享有盛誉的施工企业。

地址:郑州市北环路180号  
电话:3986171 3985304  
传真:3981332  
邮编:450053



总经理、法人代表:张忠华



中建七局安装公司总部



河南省七里岗水泥厂工程一角



河南省平顶山坑口电厂工程一角



湖北大峪口矿肥结合工程外景



# 郑州豫华企业



总经理: 张喜成      General Manager: Zhang xicheng

郑州豫华企业股份有限公司是以耐火材料为主的多元化跨行业经营的股份公司, 有五个耐火材料分厂及化工厂、郑州昌达房地产开发公司七个分支机构, 主要经营各种耐火材料、油田化学助剂、房地产、电熔棕刚玉、磨料磨具, 拥有自营进出口权, 产品畅销东南亚、西欧等十多个国家和地区, 深受用户的好评。


本公司在四十年发展中, 始终以“质量第一, 用户至上”为宗旨, 不断完善质量管理体系, 推行全面质量管理, 并通过了ISO9002质量体系认证。同时, 先后同洛阳耐火材料研究院等十二个科研院所和大专院校建立了稳固的技术合作关系, 增强了公司内部的开发实力。近年来,



团结开拓的领导班子      The united leaders




公司生产区      Producing area of the company





责任编辑：蔡启新 方伟平

封面设计：凡高制版



河南省高速公路发展有限责任公司

ISBN 7-5037-3508-2



9 787503 735080 >

ISBN 7-5037-3508-2/C · 1880

定价：260.00 元